

Self-test loss functions for learning weak-form operators and gradient flows

Yuan Gao, Quanjun Lang, Fei Lu
feilu@math.jhu.edu

Last updated: December 5, 2024

Abstract

The construction of loss functions presents a major challenge in data-driven modeling involving weak-form operators in PDEs and gradient flows, particularly due to the need to select test functions appropriately. We address this challenge by introducing self-test loss functions, which employ test functions that depend on the unknown parameters, specifically for cases where the operator depends linearly on the unknowns. The proposed self-test loss function conserves energy for gradient flows and coincides with the expected log-likelihood ratio for stochastic differential equations. Importantly, it is quadratic, facilitating theoretical analysis of identifiability and well-posedness of the inverse problem, while also leading to efficient parametric or nonparametric regression algorithms. It is computationally simple, requiring only low-order derivatives or even being entirely derivative-free, and numerical experiments demonstrate its robustness against noisy and discrete data.

Contents

1	Introduction	2
1.1	Main results: self-test loss functions	2
1.2	Examples	3
2	Self-test loss functions	4
2.1	Weak-form operator learning	5
2.2	Example: Wasserstein gradient flow	6
2.3	Example: elliptic diffusion operators	8
2.4	Example: sequential ensembles of unlabeled data	8
3	Connection with energy conservation and likelihood	9
3.1	Matching energy dissipation for gradient flow	9
3.2	Expected likelihood ratio of SDEs	12
4	Parameter spaces, identifiability, and well-posedness	13
4.1	Estimating the diffusion rate: well-posed	13
4.2	Estimating the kinetic potential: well-posed	14
4.3	Estimating the interaction potential: ill-posed	15
4.4	Joint estimation	16
5	Applications to parametric and nonparametric estimations	17
5.1	Parametric estimation of the diffusion rate function	17
5.2	Non-parametric estimation of interaction kernel	19
5.3	Neural network regression for joint estimation	21
6	Conclusion	22

arXiv:2412.03506v1 [stat.ML] 4 Dec 2024

A Proofs and Derivations	23
A.1 Proofs for Section 3	23
A.2 Proofs for Section 4	25
A.3 Derivation details for Section 5.2	29

1 Introduction

Learning governing equations from data is a fundamental task in many areas of science and engineering, such as physics, biology, and geosciences [4, 9, 10, 17, 25, 26, 29]. The governing equation allows us to model complex systems, predict future behavior, and develop effective control strategies. They are often in the form of partial differential equations (PDEs), such as gradient flows [2, 7, 8, 13] and diffusion models [30, 33]. To learn these equations, it is necessary to use data to approximate the differential operators. However, real-world data is often *noisy and discrete*, causing large errors in derivative approximations and leading to unreliable estimators when using strong-form equations.

Weak-form equations provide a more versatile framework. By using smooth test functions with integration by parts, weak forms use lower-order differential operators, thereby offering improved robustness to noisy and discrete data [1, 6, 12, 22, 23, 31, 35].

However, the construction of loss functions for variational inference of weak-form equations poses a major challenge. This difficulty arises from that the weak form requires test functions to be dense in the dual space, which is typically an infinite-dimensional function space. In classical approaches, test functions are often chosen to be smooth and compactly supported, with Galerkin basis functions being a prominent example [23]. These methods are often limited to low-dimensional problems and are not scalable to high-dimensional settings, such as the Wasserstein gradient flows of probability measures in high-dimensional spaces. Importantly, since the universal test functions are agonistic of data and the model, it is necessary to use a large set of such test functions to ensure that all relevant information from the data is captured, often leading to redundancy and computational inefficiency.

We address this challenge by introducing *self-test loss functions* for cases where the operator depends linearly on the (function-valued) parameter. The key idea is to employ test functions that depend on the unknown parameter itself and the data, which we termed as *self-testing functions*. Such test functions are automatically determined by the operator and the data. Thus, they make the construction of the loss function automatic.

The proposed loss function is suitable for many weak-form operators, including the high-dimensional gradient flows and diffusion models. In particular, the self-test loss function is quadratic. It facilitates theoretical analysis of identifiability and well-posedness of the inverse problem. It also leads to efficient parametric or nonparametric regression algorithms. It is computationally simple, requiring only low-order derivatives or even being entirely derivative-free. Our numerical experiments demonstrate its robustness against noisy and discrete data.

1.1 Main results: self-test loss functions

Consider the problem of estimating the (function-valued) parameter ϕ in the operator $R_\phi : \mathbb{X} \rightarrow \mathbb{Y}$ in the weak-form equation:

$$R_\phi[u] = f \quad \Leftrightarrow \quad \langle R_\phi[u], v \rangle = \langle f, v \rangle, \quad \forall v \in \mathbb{Y}^* \quad (1.1)$$

from data consisting of noisy discrete observations of input-output pairs:

$$\mathcal{D} = \{(u_l, f_l)\}_{l=1}^L. \quad (1.2)$$

Here, \mathbb{X}, \mathbb{Y} are metric spaces, \mathbb{Y}^* is the dual space of \mathbb{Y} , and $\langle \cdot, \cdot \rangle$ means the dual pair between \mathbb{Y} and \mathbb{Y}^* . The operator $R_\phi : \mathbb{X} \rightarrow \mathbb{Y}$ can be either linear or nonlinear. Depending on the operators, the data can be the functions at discrete spatial-time meshes or empirical distributions of samples; see (1.6), (1.8) and (1.10) below.

We assume that the operator $R_\phi[u]$ depends linearly on ϕ when u is fixed, that is,

$$R_{\phi_1 + \phi_2}[u] = R_{\phi_1}[u] + R_{\phi_2}[u], \quad (1.3)$$

for any function ϕ_1 and ϕ_2 such that the operator is well-defined. For example, with $\phi = (h, \Phi, V)$, the operator

$$R_\phi[u] := R_{(h, \Phi, V)}[u] = -\nabla \cdot (u \nabla [\nu h'(u) + \Phi * u + V]) \quad (1.4)$$

depends linearly on $\phi = (h, \Phi, V)$ when u is given. We assume no prior knowledge of ϕ , except that the operator $R_\phi[u]$ is well-defined.

To construct a loss function using the weak form equation, we use a class of self-testing functions $\{v_\phi[u_l]\}$, where the operator $v_\phi : \mathbb{X} \rightarrow \mathbb{Y}^*$ is linear in ϕ and makes $\langle R_\phi[u], v_\psi[u] \rangle = \langle R_\psi[u], v_\phi[u] \rangle$ and $\langle R_\phi[u], v_\phi[u] \rangle \geq 0$ for any u, ϕ, ψ such that the operators are well-defined. Then, we define the *self-test loss function* as

$$\mathcal{E}_{\mathcal{D}}(\phi) = \frac{1}{L} \sum_{l=1}^L \langle R_\phi[u_l], v_\phi[u_l] \rangle - 2 \langle f_l, v_\phi[u_l] \rangle + C_0,$$

where C_0 is an arbitrary constant; see Section 2.1.

We demonstrate the construction of the self-test loss function for learning function-valued parameters in three groups of examples: Wasserstein gradient flow, weak form elliptic operator, and sequential ensembles of unlabeled data of interacting particle systems; see Section 1.2 and Sections 2.2–2.4.

In particular, we show that for gradient flows, the self-test loss function aims to match the energy dissipation, and its minimizer *conserves the energy* of the data flow; see Theorem 3.3. The self-testing functions are the first variation of the free energy. Also, we show that for stochastic differential equations (SDEs), the self-test loss function coincides with the expectation of the negative log-likelihood ratio (see Theorem 3.4); as a result, a minimizer of the self-test loss function is a *maximal likelihood estimator*.

Importantly, the loss function is quadratic since both $R_\phi[u]$ and $v_\phi[u]$ are linear in ϕ . It allows us to analyze the *identifiability* of ϕ and the *well-posedness* of the inverse problem based on the Hessian of the loss function. We demonstrate such an analysis for learning the diffusion rate function and the potentials in a Wasserstein gradient flow in Section 4.

It also leads to computationally efficient parametric or nonparametric regression algorithms using either least squares or neural network regression. We demonstrate its robustness against noisy and discrete data in parametric and nonparametric estimations in Section 5.

1.2 Examples

Example 1.1 (Wasserstein gradient flow) *Learn the diffusion rate function $h : \mathbb{R} \rightarrow \mathbb{R}$, the interaction potential $\Phi : \mathbb{R}^d \rightarrow \mathbb{R}$ and the potential $V : \mathbb{R}^d \rightarrow \mathbb{R}$ in the Wasserstein gradient flow:*

$$\partial_t u = \nabla \cdot (u \nabla [\nu h'(u) + \Phi * u + V]), \quad x \in \mathbb{R}^d, t > 0, \quad (1.5)$$

from data consisting of discrete noisy observation of solutions on a mesh $\{x_i\}_{i=1}^N \subset \mathbb{R}^d$:

$$\mathcal{D}_1 = \{u(x_i, t_l)\}_{i,l=1}^{N,L}. \quad (1.6)$$

The operator is $R_\phi[u]$ in (1.4), and the self-testing functions are $v_\phi[u] = \nu h'(u) + \Phi * u + V$; see Section 2.2 for the self-test loss function and see Section 4 for the analysis on identifiability and well-posedness of the inverse problem.

Example 1.2 (Weak-form operator) Estimate the diffusion $a : \mathbb{R}^d \rightarrow \mathbb{R}$ in the PDE:

$$-\Delta(au) = f \tag{1.7}$$

from data consisting of discrete noisy observations on the spatial mesh $\{x_i\}_{i=1}^N \subset \mathbb{R}^d$:

$$\mathcal{D}_2 = \{(u_l(x_i), f_l(x_i))\}_{i,l=1}^{N,L}. \tag{1.8}$$

We define the self-test loss function with $R_a[u] = -\Delta(au)$ and $v_a[u] = au$; see Section 2.3.

Example 1.3 (Sequential ensembles of unlabeled data) Estimate potentials $\Phi, V : \mathbb{R}^d \rightarrow \mathbb{R}$ in the differential equation of N -interacting particles,

$$\frac{d}{dt} X_t^i = -\left[\nabla V(X_t^i) + \frac{1}{N} \sum_{j=1}^N \nabla \Phi(X_t^i - X_t^j)\right], \quad 1 \leq i \leq N \tag{1.9}$$

from data consisting of M independent sequences of ensembles of **unlabeled** particles

$$\mathcal{D}_3 = \{(X_{t_l}^{i_l, (m)}, 1 \leq i_l \leq N)\}_{m,l=1}^{M,L}. \tag{1.10}$$

Here the particles are unlabeled in the sense that $X_{t_l}^{i_l, (m)}$ and $X_{t_{l+1}}^{i_{l+1}, (m)}$ may be the positions of different particles even when $i_l = i_{l+1}$. In other words, there is no trajectory information for any single particle. Thus, the classical methods based on the derivatives $\frac{d}{dt} X_t^i$, see e.g., [19–21], are no longer applicable. We will construct the loss function for the empirical measures of these samples in Section 2.4 and demonstrate the numerical estimation by neural network approximation in Section 5.3.

The paper is organized as follows. In Section 2, we define the framework of the self-test loss functions and provide examples. Section 3 defines the self-test loss function with general abstract gradient flow and shows its minimizer satisfies the conservation law. We also connect the self-test loss function with the likelihood of SDEs. In Section 4, we study the identifiability of the diffusion rate function and the potentials in aggregation-diffusion equations. We present numerical experiments in Section 5 and conclude in Section 6.

Notation Throughout the paper, we denote the true parameter by ϕ_* and observational data by f . We abuse the notation u , which may represent either a function $u(x)$ or $u(x, t)$ for a given t , as long as the context is clear. Table 1 lists the notations.

2 Self-test loss functions

We first introduce the self-test loss function in a generic *weak-form operator learning* problem that covers weak-form PDEs and gradient flows. Then, we apply it to the examples in Section 1.2. In particular, we construct loss functions under the assumption that the data pairs are noiseless and in a continuum. In practice, the data will be discrete and noisy, and we approximate the loss function using the discrete data; see Sections 2.3–2.2 for details.

Table 1: Notations

Notations	Description
$R_\phi[\cdot], v_\phi[\cdot]$	Operators $R_\phi[\cdot] : \mathbb{X} \rightarrow \mathbb{Y}, v_\phi[\cdot] : \mathbb{X} \rightarrow \mathbb{Y}^*$
ϕ	Function-valued parameter in operator, to be estimated from data
$\langle f, v \rangle, \langle \cdot, \cdot \rangle_H$	Dual operation with $f \in \mathbb{Y}, v \in \mathbb{Y}^*$; inner product in H
$\mathcal{E}(\cdot) E_\phi(\cdot)$	\mathbb{R} -valued loss function and energy function
$\mathcal{P}_2(\mathbb{R}^d)$	The space of probability measures with finite second moments

2.1 Weak-form operator learning

The main idea behind the self-test loss function is to guide the minimization in the direction that explores the unknown parameter the most. Thus, we use the parameter to construct test functions for the weak-form operator learning problem in Section 1.1.

Definition 2.1 (Self-test loss function) Consider the problems of estimating ϕ in the operator equation (1.1) from the dataset in (1.2), where the operator $R_\phi[u]$ satisfies (1.3). We call $v_\phi[u] \in \mathbb{Y}^*$ a **self-testing function** if it satisfies the self-testing properties:

$$\begin{aligned}
\text{Symmetry:} \quad & \langle R_\phi[u], v_\psi[u] \rangle = \langle R_\psi[u], v_\phi[u] \rangle, \\
\text{Positivity:} \quad & \langle R_\phi[u], v_\phi[u] \rangle \geq 0, \\
\text{Linearity:} \quad & v_{\phi+\psi}[u] = v_\phi[u] + v_\psi[u],
\end{aligned} \tag{2.1}$$

for any ϕ, ψ such that these operations are well-defined for all $u \in \{u_l\}_{l=1}^L$. We call

$$\mathcal{E}_{\mathcal{D}}(\phi) = \sum_{l=1}^L \langle R_\phi[u_l], v_\phi[u_l] \rangle - 2 \langle f_l, v_\phi[u_l] \rangle + C_0 \tag{2.2}$$

a **self-test loss function**, where C_0 is an arbitrary constant.

The self-test loss function has three appealing properties. First, it is *quadratic* in the unknown parameter ϕ . Thus, it is convex, and its minimizers can be solved by either direct methods or iterative methods. Also, the uniqueness of the minimizer can be established in proper function space, as well as the well-posedness of the inverse problem; see Section 4. Second, it uses the weak form operator, requiring either low-order derivative or even no derivatives of u , avoiding numerical error in approximating derivatives from discrete noisy data. Lastly, in applications with probability gradient flow, it is suitable for high-dimensional systems with ensemble data consisting of particle samples because the loss function can be written as a combination of expectations; see Sections 2.2, 2.4 and 3.2.

Two major tasks in the construction of the self-test loss function are (i) to find the self-testing function $v_\phi[u]$, and (ii) to select a proper parameter space for the search in minimization. Fortunately, the linearity of $R_\phi[u]$ in ϕ and the self-testing properties (2.1) provide clear clues on constructing $v_\phi[u]$. As examples, we explore such self-testing functions for weak-form PDEs and gradient flows in Sections 2.3–2.2. Meanwhile, the loss function indicates adaptive function spaces for the parameter, which we explore in Section 4.

The next proposition shows that a minimizer of the self-test loss function satisfies the weak-form equation with all self-testing functions. It is effectively the fact that the Fréchet derivative

of the self-test loss function must be zero at the minimizer, which we will revisit after defining the parameter space in Section 4. Also, it is closely related to energy conservation for gradient flow in Section 3.

Proposition 2.2 (Minimizer of the self-test loss function.) *When ϕ_* is the true function generating the data \mathcal{D} in (1.2), the self-test loss function in (2.2) with $C_0 = \sum_{l=1}^L \langle R_{\phi_*}[u_l], v_{\phi_*}[u_l] \rangle$ can be written as*

$$\mathcal{E}_{\mathcal{D}}(\phi) = \sum_{l=1}^L \langle R_{\phi - \phi_*}[u_l], v_{\phi - \phi_*}[u_l] \rangle \quad (2.3)$$

and it has ϕ_* as a minimizer. In particular, ϕ_* is the unique minimizer in a linear space \mathcal{H} if and only if there exists $l \in \{1, \dots, L\}$ such that $\langle R_{\phi}[u_l], v_{\phi}[u_l] \rangle > 0$ for every nonzero $\phi \in \mathcal{H}$. Also, a minimizer ϕ_0 of the self-test loss function is a solution to the equation

$$\sum_{l=1}^L \langle R_{\phi_0}[u_l] - f_l, v_{\psi}[u_l] \rangle = 0, \quad (2.4)$$

for all ψ such that $\sum_{l=1}^L \langle R_{\psi}[u_l], v_{\psi}[u_l] \rangle < \infty$.

Proof. Given the above C_0 , Eq.(2.3) follows from

$$\mathcal{E}_{\mathcal{D}}(\phi) = \sum_{l=1}^L [\langle R_{\phi}[u_l], v_{\phi}[u_l] \rangle - 2\langle f, v_{\phi}[u_l] \rangle + \langle R_{\phi_*}[u_l], v_{\phi_*}[u_l] \rangle] = \sum_{l=1}^L \langle R_{\phi - \phi_*}[u_l], v_{\phi - \phi_*}[u_l] \rangle,$$

where the last equality follows from the facts that $R_{\phi}[u]$ and $v_{\phi}[u]$ are linear in ϕ , and that $\langle R_{\phi_*}[u_l], v_{\phi}[u_l] \rangle = \langle R_{\phi}[u_l], v_{\phi_*}[u_l] \rangle = \langle f_l, v_{\phi}[u_l] \rangle$. Then, ϕ_* is a minimizer by the positivity property. Also, this equation implies that the uniqueness of the minimizer in the linear space \mathcal{H} is equivalent to the strict positivity of $\frac{1}{L} \sum_{l=1}^L \langle R_{\phi}[u_l], v_{\phi}[u_l] \rangle$ for every nonzero $\phi \in \mathcal{H}$. Thus, ϕ_* is the unique minimizer in \mathcal{H} iff there exists $l \in \{1, \dots, L\}$ such that $\langle R_{\phi}[u_l], v_{\phi}[u_l] \rangle > 0$ for every nonzero $\phi \in \mathcal{H}$.

Lastly, since ϕ_0 is a minimizer of the loss function, we have, for any ψ s.t. $\mathcal{E}_{\mathcal{D}}(\phi_0 + \epsilon\psi) < \infty$,

$$0 = \frac{d}{d\epsilon} \mathcal{E}_{\mathcal{D}}(\phi_0 + \epsilon\psi) = \lim_{\epsilon \rightarrow 0} \frac{\mathcal{E}_{\mathcal{D}}(\phi_0 + \epsilon\psi) - \mathcal{E}_{\mathcal{D}}(\phi_0)}{\epsilon} = \sum_{l=1}^L \langle R_{\phi_0}[u_l] - f_l, v_{\psi}[u_l] \rangle,$$

and it gives Eq.(2.4). ■

2.2 Example: Wasserstein gradient flow

We consider first the estimation of function-valued parameters in the Wasserstein gradient flow in (1.5) from a given set of data, which can be either of the two types in Example 1.1. That is, we aim to estimate the diffusion rate $h : \mathbb{R}^+ \rightarrow \mathbb{R}$, the interaction potential $\Phi : \mathbb{R}^d \rightarrow \mathbb{R}$ and the kinetic potential $V : \mathbb{R}^d \rightarrow \mathbb{R}$ in the gradient flow,

$$\partial_t u = \nabla \cdot [u \nabla [\nu h'(u) + \Phi * u + V]], \quad x \in \mathbb{R}^d, t > 0. \quad (2.5)$$

Here the diffusion constant can be either $\nu > 0$ or $\nu = 0$, and the diffusion rate function $h : \mathbb{R} \rightarrow \mathbb{R}$ satisfies that $r \mapsto r^d h(r^{-d})$ is convex non-increasing. Examples of such h include

$$h(s) = s \frac{1}{m-1} s^{m-1} = \begin{cases} \frac{1}{m-1} s^m, & m > 1, \\ s \log s, & m = 1, \end{cases} \quad (2.6)$$

where we use the convention $\frac{1}{m-1}\rho^{m-1} = \log \rho$ when $m = 1$.

In particular, when $m = 1$, we have $h'(u) = 1 + \log u$ and $\nabla \cdot (u \nabla h'(u)) = \nabla \cdot [u \nabla (1 + \log u)] = \Delta u$, and (2.5) becomes

$$\partial_t u = \nu \Delta u + \nabla \cdot (u \nabla [V + \Phi * u]), \quad x \in \mathbb{R}^d, t > 0. \quad (2.7)$$

This is the mean-field equation for the large N limit of the interacting particle system,

$$dX_t^i = -\left[\nabla V(X_t^i) + \frac{1}{N} \sum_{j=1}^N \nabla \Phi(X_t^i - X_t^j)\right] dt + \sqrt{2\nu} dW_t^i, \quad 1 \leq i \leq N, \quad (2.8)$$

where $(W_t^i)_{1 \leq i \leq N}$ are \mathbb{R}^d -valued independent standard Brownian motions, and $(X_0^i)_{1 \leq i \leq N}$ are independent samples of distribution $u(0, \cdot)$; see e.g., [13, 14].

Self-test loss function for estimating (h, Φ, V) . We cast the estimation of parameter $\phi = (h, \Phi, V)$ in the above gradient flow as the learning of the parameter ϕ in the operator $R_\phi[u]$ in (1.4). Its self-testing function is

$$v_\phi[u] := \nu h'(u) + \Phi * u + V. \quad (2.9)$$

It satisfies the self-testing properties in (2.1): clearly, the symmetry and linearity hold; the positivity holds since by integration by parts,

$$\langle R_\phi[u], v_\phi[u] \rangle = \int_{\mathbb{R}^d} u |\nabla [\nu h'(u) + \Phi * u + V]|^2 dx \geq 0,$$

for all ϕ such that $\langle R_\phi[u], v_\phi[u] \rangle$ is well-defined.

Hence, the self-test loss function for data $(u(t, x) : t \in [0, T], x \in \mathbb{R}^d)$ is

$$\mathcal{E}_u(\phi) := \frac{1}{T} \int_0^T \int_{\mathbb{R}^d} [u |\nabla [\nu h'(u) + \Phi * u + V]|^2 - 2\partial_t u [\nu h'(u) + \Phi * u + V]] dx dt. \quad (2.10)$$

This loss function matches the energy dissipation of the gradient flow, which we explore further in Section 3.

Self-test loss function for estimating (Φ, V) . Consider the problem of estimating (Φ, V) in the mean-field equation (2.7) in Example 1.1.

It is equivalent to learning the parameter $\phi = (\Phi, V)$ in the (weak-form) operator $R_\phi[u] = -\nabla \cdot [u \nabla (\Phi * u + V)]$. The self-testing function is $v_\phi[u] = \Phi * u + V$, and $\langle R_\phi[u], v_\phi[u] \rangle = \int_{\mathbb{R}^d} u |\nabla \Phi * u + \nabla V|^2 dx$. Thus, the self-test loss function is

$$\begin{aligned} \mathcal{E}_u(\Phi, V) &:= \frac{1}{T} \int_0^T \int_{\mathbb{R}^d} [u |\nabla \Phi * u + \nabla V|^2 - 2(\partial_t u - \nu \Delta u)(\Phi * u + V)] dx dt \\ &= \frac{1}{T} \int_0^T \int_{\mathbb{R}^d} [u |\nabla \Phi * u + \nabla V|^2 + 2\nu u (\Delta \Phi * u + \Delta V)] dx dt \\ &\quad - \frac{2}{T} \int_{\mathbb{R}^d} [u(T, x) [\Phi * u(T, x) + V(x)] - u(0, x) [\Phi * u(0, x) + V(x)]] dx, \end{aligned} \quad (2.11)$$

where the last equality follows from integration by parts.

In practice, when the data is discrete and noisy observations on the space-time mesh as in (1.6), we approximate the integrals in (2.11) by Riemann sum or other numerical schemes; see Section 5.2. When the data consists of particle samples as in (1.10), we approximate the integrals using the empirical measure of the samples, which corresponds to a Monte-Carlo average; see Section 3.2.

2.3 Example: elliptic diffusion operators

Consider the problem of estimating the function-valued parameters in the weak-form operators in Example 1.2 with data in (1.8) that consists of multiple input-output pairs.

To estimate $a : \mathbb{R}^d \rightarrow \mathbb{R}$ in (1.7), we have $R_a[u] = -\Delta(au) : C_c^1(\mathbb{R}^d) \rightarrow Y$. Here Y is a Banach space such that $BV^* \subset \mathbb{Y}$ and $\mathbb{Y}^* \subset BV$, where BV means the space of functions with bounded variation. The self-testing function is $v_a[u] = au \in C_c^1(\mathbb{R}^d)$, since the self-testing properties follow directly, in particular, $\langle R_a[u], v_a[u] \rangle = -\int_{\mathbb{R}^d} \Delta(au)audx = \int_{\mathbb{R}^d} |\nabla(au)|^2 dx \geq 0$ for all $a \in C_c^1(\mathbb{R}^d)$. Hence, the self-test loss function for a single data pair (u, f) is

$$\mathcal{E}_{(u,f)}(a) = \langle R_a[u] - 2f, v_a[u] \rangle + C_0 = \int_{\mathbb{R}^d} [|\nabla(au)|^2 - 2fau]dx + C_0. \quad (2.12)$$

Approximating the integrals using the data in (1.8) by Riemann sum and ignoring the constant C_0 , we obtain an empirical self-test loss function

$$\mathcal{E}_{\mathcal{D}_2}(a) = \frac{1}{L} \sum_{l=1}^L \mathcal{E}_{(u_l, f_l)}(a) = \frac{1}{NL} \sum_{i,l=1}^{N,L} [|\nabla(au_l)(x_i)|^2 - 2f_l(x_i)a(x_i)u_l(x_i)] |\Delta x_i|.$$

Here, we approximate the integrals by Riemann sum under the assumption that the mesh is uniform. One can use other integration methods, e.g., the finite volume scheme for an unstructured partition for \mathbb{R}^d with volume center $\{x_i\}_{i=1}^N$ and volume $|\Delta x_i|$.

2.4 Example: sequential ensembles of unlabeled data

To estimate the potentials from sequential ensembles of unlabeled data in Example 1.3, we consider the empirical measures $\{\mu_N^{(m)}(\cdot, t_l)\}_{m,l=1}^{M,L}$ on \mathbb{R}^d , where $\mu_N^{(m)}(x, t_l) = \frac{1}{N} \sum_{i_l=1}^N \delta_{X_{t_l}^{i_l, (m)}}(x)$, since the empirical measure effectively represents the unlabeled data $(X_{t_l}^{i_l, (m)}, 1 \leq i_l \leq N)$. As the next proposition shows, the empirical distribution of the particles in (1.9) is a weak solution to a gradient flow on $\mathcal{P}_2(\mathbb{R}^d)$.

Proposition 2.3 *The empirical distribution $\mu_N(x, t) := \frac{1}{N} \sum_{i=1}^N \delta_{X_t^i}(x)$ with $(X_t^i, 1 \leq i \leq N)$ satisfying (1.9) is a weak solution to equation*

$$\partial_t \mu_N = \nabla \cdot (\mu_N \nabla [V + \Phi * \mu_N]), \quad \mu_N(\cdot, t) \in \mathcal{P}_2(\mathbb{R}^d), \quad t > 0. \quad (2.13)$$

Proof of Proposition 2.3. It suffices to show that for any function $v \in C^2(\mathbb{R}^d)$,

$$\langle \partial_t \mu_N, v \rangle = \langle \nabla \cdot (\mu_N (\nabla \Phi * \mu_N + V)), v \rangle = -\langle \mu_N (\nabla \Phi * \mu_N + V), \nabla v \rangle,$$

where the second equality follows from integration by parts.

The above equation holds by using the chain rule with (1.9) to obtain

$$\begin{aligned} \langle \partial_t \mu_N, v \rangle &= \frac{1}{N} \sum_{i=1}^N \frac{d}{dt} v(X_t^i) = \frac{1}{N} \sum_{i=1}^N \frac{dX_t^i}{dt} \cdot \nabla v(X_t^i) \\ &= -\frac{1}{N} \sum_{i=1}^N \left(\frac{1}{N} \sum_{j=1}^N \nabla \Phi(X_t^i - X_t^j) + \nabla V(X_t^i) \right) \cdot \nabla v(X_t^i) \\ &= -\langle \mu_N (\nabla \Phi * \mu_N + V), \nabla v \rangle \end{aligned}$$

and by noticing that $\nabla\Phi * \mu_N(x) = \frac{1}{N} \sum_{j=1}^N \nabla\Phi(x - X_t^j)$. ■

As a result, we consider the weak-form operator $R_\phi[u] = -\nabla \cdot [u \nabla(\Phi * u + V)]$ with output $f = \partial_t u$. The self-testing function is $v_\phi[u] = \Phi * u + V$, and $\langle R_\phi[u], v_\phi[u] \rangle = \int_{\mathbb{R}^d} u |\nabla\Phi * u + \nabla V|^2 dx$. Thus, for each $u = (u(x, t), x \in \mathbb{R}^d, t \in [0, T])$, the self-test loss function is (2.11) with $\nu = 0$. Using the data-induced empirical measures $\{\mu_{t_i}^{(m)}\}$, we have an empirical self-test loss function

$$\begin{aligned} \mathcal{E}_{\mathcal{D}_3}(\Phi, V) &= \frac{1}{L} \sum_{l=1}^L \frac{1}{MN} \sum_{i=1}^N \sum_{m=1}^M \left| \frac{1}{N} \sum_{j=1}^N \nabla\Phi(X_{t_i}^{i,(m)} - X_{t_i}^{j,(m)}) + \nabla V(X_{t_i}^{i,(m)}) \right|^2 dt \\ &\quad - \frac{2}{LMN} \sum_{i=1}^N \sum_{m=1}^M \left[\frac{1}{N} \sum_{j=1}^N \Phi(X_{t_i}^{i,(m)} - X_{t_i}^{j,(m)}) + V(X_{t_i}^{i,(m)}) \right] \Big|_{t_1}^{t_L}. \end{aligned} \quad (2.14)$$

Note that this empirical loss function does not use the trajectory information of any single particle, and it uses exactly the ensemble data of unlabeled particles. We demonstrate the application of this loss function in Section 5.3.

Remark 2.4 Eq.(2.13) is the same as (2.5) with $\nu = 0$ and the empirical measures $(\mu_N(\cdot, t), t \geq 0)$ form a Wasserstein gradient flow on $\mathcal{P}_2(\mathbb{R}^d)$. However, it is not the Liouville equation of the ODE in (1.9), because the Liouville equation describes the evolution of the joint distribution on \mathbb{R}^{Nd} . Similarly, the mean-field question in (2.5) is not the Fokker-Planck equation of the SDE in (2.8), but we can use it to derive the same self-test loss function for the SDE with sequential ensembles of unlabeled data \mathcal{D}_3 .

3 Connection with energy conservation and likelihood

This section connects the self-test loss function with the energy conservation of gradient flow and the likelihood of SDEs.

We show that the self-test loss function aims to match the energy dissipation of the gradient flow, and its minimizer satisfies the *energy conservation law* for the given data. Additionally, the first variation of the free energy provides a self-testing function. We demonstrate them using the examples of the Wasserstein and parabolic gradient flows. Also, we show that the self-test loss function coincides with the expectation of the negative log-likelihood ratio for SDEs.

3.1 Matching energy dissipation for gradient flow

We first define the self-test loss function for a generic gradient flow whose free energy depends linearly on the parameter to be estimated.

Consider the estimation of the function-valued parameter ϕ in the free energy $E_\phi : \mathbb{M} \rightarrow \mathbb{R}$, where \mathbb{M} is a metric space, from a gradient flow path $u_{[0,T]} := (u(t, \cdot), t \in [0, T]) \subset \mathbb{M}$. Here the gradient flow satisfies the equation

$$\partial_t u = -A_u \frac{\delta E_\phi}{\delta u}, \quad (3.1)$$

where $\partial_t u \in T_u \mathbb{M}$, $A_u : T_u^* \mathbb{M} \rightarrow T_u \mathbb{M}$ is a nonnegative definite operator from the cotangent plane $T_u^* \mathbb{M}$ to the tangent plane $T_u \mathbb{M}$, and $\frac{\delta E_\phi}{\delta u} \in T_u^* \mathbb{M}$ is the Fréchet derivative (also called the first variation) of the free energy. Its weak form reads

$$\langle \partial_t u, g \rangle + \langle A_u \frac{\delta E_\phi}{\delta u}, g \rangle = 0, \quad \forall g \in T_u^* \mathbb{M}, \quad (3.2)$$

where $\langle \cdot, \cdot \rangle$ is the dual pair on $T_u\mathbb{M} \times T_u^*\mathbb{M}$.

We define a self-test loss function for estimating ϕ by connecting the gradient flow with the weak form operator R_ϕ in (1.1) and its self-testing function $v_\phi[u]$ as follows:

$$R_\phi[u] = A_u \frac{\delta E_\phi}{\delta u}, \quad v_\phi[u] = \frac{\delta E_\phi}{\delta u}. \quad (3.3)$$

The following assumptions on the gradient flow ensure the self-testing properties in (2.1).

Assumption 3.1 *Assume the gradient flow in (3.1) satisfies the following properties.*

(i) *The operator A_u is linear, nonnegative definite, and symmetric: $\forall \xi, \eta \in T_u^*\mathbb{M}$,*

$$\begin{aligned} \text{linear:} & \quad A_u(\xi + \eta) = A_u\xi + A_u\eta; \\ \text{symmetric:} & \quad \langle A_u\xi, \eta \rangle = \langle \xi, A_u\eta \rangle; \\ \text{nonnegative definite:} & \quad \langle A_u\xi, \xi \rangle \geq 0. \end{aligned} \quad (3.4)$$

Here $\langle \cdot, \cdot \rangle$ are dual pair on $T_u\mathbb{M} \times T_u^*\mathbb{M}$.

(ii) *The free energy E_ϕ depends on ϕ linearly. Consequently, $\frac{\delta E_\phi}{\delta u}$ is also linear in ϕ , i.e., $\frac{\delta E_{\phi+\psi}}{\delta u} = \frac{\delta E_\phi}{\delta u} + \frac{\delta E_\psi}{\delta u}$ for all ϕ, ψ such that the energy function is well-defined.*

Definition 3.2 (Self-test loss function for gradient flow) *Consider the problem of estimating ϕ in the gradient flow (3.1) satisfying Assumption 3.1.*

• *Given a data pair $(u, \partial_t u) = (u(t, \cdot), \partial_t u(t, \cdot))$ at time t , a self-test loss function is*

$$\mathcal{E}_u(\phi) = 2\langle \partial_t u, \frac{\delta E_\phi}{\delta u} \rangle + \langle A_u \frac{\delta E_\phi}{\delta u}, \frac{\delta E_\phi}{\delta u} \rangle. \quad (3.5)$$

• *Given continuous time data $u_{[0,T]} := (u(t, \cdot), t \in [0, T])$, a self-test loss function is*

$$\mathcal{E}_{u_{[0,T]}}(\phi) = 2[E_\phi(u(T, \cdot)) - E_\phi(u(0, \cdot))] + \int_0^T \langle A_u \frac{\delta E_\phi}{\delta u}, \frac{\delta E_\phi}{\delta u} \rangle dt. \quad (3.6)$$

The next theorem shows that the self-test loss function has the true parameter ϕ_* as a minimizer, and its minimizer matches the energy conservation for the data flow. In particular, its proof shows that $\mathcal{E}_{u_{[0,T]}}(\phi_*) = -\int_0^T \langle A_u \frac{\delta E_{\phi_*}}{\delta u}, \frac{\delta E_{\phi_*}}{\delta u} \rangle dt \leq 0$, i.e., the minimum of the loss function can be negative. We postpone its proof to Appendix A.1.

Theorem 3.3 (Minimizer of the loss function) *The minimizer of the loss function $\mathcal{E}_{u_{[0,T]}}(\phi)$ in (3.6) of Definition 3.2 satisfies the following properties.*

(a) *The true parameter ϕ_* generating the data $u_{[0,T]}$ is a minimizer of $\mathcal{E}_{u_{[0,T]}}(\phi)$.*

(b) **Uniqueness.** *The minimizer is unique in a linear parameter space \mathcal{H} if*

$$\int_0^T \langle A_u \frac{\delta E_\phi}{\delta u}, \frac{\delta E_\phi}{\delta u} \rangle dt > 0, \quad \forall \phi \in \mathcal{H}, \phi \neq 0. \quad (3.7)$$

(c) **Energy conservation.** *A minimizer ϕ_0 of $\mathcal{E}_{u_{[0,T]}}(\phi)$ satisfies the energy conservation for the data $u_{[0,T]}$. That is, the energy change $E_{\phi_0}[u(T, \cdot)] - E_{\phi_0}[u(0, \cdot)]$ matches the total energy dissipation $-\int_0^T \langle A_u \frac{\delta E_{\phi_0}}{\delta u}, \frac{\delta E_{\phi_0}}{\delta u} \rangle dt$ along the flow $u_{[0,T]}$:*

$$E_{\phi_0}[u(T, \cdot)] - E_{\phi_0}[u(0, \cdot)] = -\int_0^T \langle A_u \frac{\delta E_{\phi_0}}{\delta u}, \frac{\delta E_{\phi_0}}{\delta u} \rangle dt. \quad (3.8)$$

Example: the Wasserstein gradient flow We show first that the Wasserstein gradient flow in Eq.(1.5) satisfies Assumption 3.1, and its self-test loss function in (2.2) aims to match the energy dissipation in the data.

Recall that for any convex functional $E(u)$ defined over the Wasserstein space of probability measures with finite second moments $\mathbb{M} = \mathcal{P}_2(\mathbb{R}^d)$ endowed with the Wasserstein-2 metric W_2 , the gradient is

$$\nabla^{W_2} E(u) = -\nabla \cdot \left(u \nabla \frac{\delta E}{\delta u} \right),$$

where ∇ is the gradient with respect to x , and $\frac{\delta E}{\delta u}$ is the Fréchet derivative of E . Then, a gradient flow in $(\mathcal{P}_2(\mathbb{R}^d), W_2)$ is (see e.g., [2, 32])

$$\partial_t u = -\nabla^{W_2} E = \nabla \cdot \left(u \nabla \frac{\delta E}{\delta u} \right) =: -A_u \frac{\delta E}{\delta u}, \quad (3.9)$$

where the operator $A_u : T_u^* \mathbb{M} \rightarrow T_u \mathbb{M}$ from the cotangent space to tangent space is defined as $A_u \xi = -\nabla \cdot (u \nabla \xi)$. Clearly, A_u is linear, non-negative definite and symmetric. In other words, the operator A_u of any Wasserstein gradient flow satisfies Assumption 3.1(i).

To connect with Eq.(1.5), consider the free energy with parameter $\phi = (h, \Phi, V)$:

$$E_\phi(u) = \nu \int h(u) + \frac{1}{2} \int \int \Phi(x-y) u(x) u(y) dx dy + \int V(x) u(x) dx.$$

Here the first term is called entropy (named when $h(s) = s \log s$) or internal energy in general, and the second and third terms are called interaction energy and kinetic (or potential) energy. Assuming $\Phi(x) = \Phi(-x)$, the Fréchet derivative of this energy function is

$$\frac{\delta E_\phi}{\delta u} = \nu h'(u) + \Phi * u + V. \quad (3.10)$$

Then, the W_2 -gradient flow equation (3.9) becomes

$$\partial_t u = -\nabla^{W_2} E_\phi = \nabla \cdot \left(u \nabla \frac{\delta E_\phi}{\delta u} \right) = \nabla \cdot \left(u \nabla [\nu h'(u) + \Phi * u + V] \right)$$

and we obtain Eq.(1.5).

In particular, note that both E_ϕ and its derivative $\frac{\delta E_\phi}{\delta u}$ in (3.10) are linear in ϕ . In other words, Assumption 3.1(ii) holds true. Thus, we can define the self-test loss function in (3.6). On the other hand, note that the above $\frac{\delta E_\phi}{\delta u}$ is exactly the self-testing function $v_\phi[u]$ in (2.9). Thus, this self-test loss function is the same as the one in (2.10).

Thus, by Theorem 3.3, the self-test loss function has ϕ_* as a minimizer, and any of its minimizer matches the energy conservation for the data flow.

Example: the parabolic gradient flow Consider next the parabolic (or H^{-1}) gradient flow

$$\partial_t u = \Delta(a(x)u), \quad x \in \mathbb{T}^d \quad (3.11)$$

with the coefficient $a(x)$ to be estimated from data $u_{[0,T]}$. Denote the free energy and its first variation as

$$E_a(u) := \frac{1}{2} \int a(x) u^2 dx, \quad \frac{\delta E_a}{\delta u} = au.$$

Then, Eq.(3.11) is a H^{-1} gradient flow of the free energy $E_a(u)$

$$\partial_t u = -\nabla^{H^{-1}} E = \Delta \frac{\delta E_a}{\delta u} = -A_u \frac{\delta E_a}{\delta u}, \quad (3.12)$$

where the operator from the cotangent space to tangent space $A_u : H^1 \rightarrow H^{-1}$ is defined as

$$A_u \xi = -\Delta \xi.$$

Clearly, Assumption 3.1 holds true since (i) the above A_u is linear, nonnegative definite and symmetric, and (ii) the energy function E_a and its derivative $\frac{\delta E_a}{\delta u}$ are linear in a . Thus, following (3.6) with integration by parts, we can define the self-loss function as

$$\mathcal{E}_{u_{[0,T]}}(a) = \int_{\mathbb{T}^d} [u(T, x)^2 - u(0, x)^2] a(x) dx + \int_0^T \int_{\mathbb{T}^d} |\nabla(au)|^2 dx dt.$$

This loss function is the time-integrated version of the loss function (2.12) with $f = \partial_t u$ for Example 1.2.

3.2 Expected likelihood ratio of SDEs

Next, we show that for an SDE, the self-test loss function of its Fokker-Planck equation coincides with the expectation of the negative log-likelihood ratio (see Appendix A.1 for its proof).

Theorem 3.4 *Consider the problem of estimating the potential $V_{true} : \mathbb{R}^d \rightarrow \mathbb{R}$ in the SDE*

$$d\bar{X}_t = -\nabla V_{true}(\bar{X}_t) dt + \sqrt{2\nu} dB_t, \quad (3.13)$$

or estimating the potentials $V_{true}, \Phi_{true} : \mathbb{R}^d \rightarrow \mathbb{R}$ in the McKean-Vlasov SDE

$$\begin{cases} d\bar{X}_t = -\nabla[V_{true}(\bar{X}_t) + \Phi_{true} * u(\bar{X}_t, t)] dt + \sqrt{2\nu} dB_t, \\ u(x, t) = \mathbb{E}[\delta_{\bar{X}_t}(x)]. \end{cases} \quad (3.14)$$

Suppose that the data is $u_{[0,T]} := (u(t, x), t \in [0, T], x \in \mathbb{R}^d)$, where $u(t, \cdot)$ the probability distribution of \bar{X}_t . Then, for either SDE, the self-test loss function for the weak form Fokker-Planck equation is the expectation of the negative log-likelihood ratio of the path $\bar{X}_{[0,T]}$, i.e.,

$$\begin{aligned} \mathcal{E}_{u_{[0,T]}}(\Phi, V) &= \frac{2\nu}{T} \mathbb{E}[\mathcal{E}_{\bar{X}_{[0,T]}}(\Phi, V)] \\ &= \frac{1}{T} \int_0^T \int_{\mathbb{R}^d} [u|\nabla\Phi * u + \nabla V|^2 - 2(\partial_t u - \nu\Delta u)(\Phi * u + V)] dx dt. \end{aligned} \quad (3.15)$$

However, the above likelihood derivation requires $\nu > 0$, which is necessary for the Girsanov theorem in defining a non-degenerate measure on the path space. In contrast, the self-test loss function applies without any constraint on ν . In particular, when $\nu = 0$, these SDEs become ODEs. When the deterministic systems have a random initial condition, the self-test loss function comes from the Liouville equation for their distribution flow.

Importantly, as the next proposition shows, we can write the self-test loss function as a combination of expectations for probability flows. This allows Monte Carlo approximation of the loss function, which is particularly useful for high-dimensional problems when the data consists of sequential ensembles of samples.

Corollary 3.5 *The self-test loss function for the differential equation (3.13) or (3.14) with $\nu \geq 0$ can be written as expectations (by setting $\Phi = 0$ for (3.13)):*

$$\begin{aligned} \mathcal{E}_{u_{[0,T]}}(\Phi, V) &= \frac{1}{T} \int_0^T \left(\mathbb{E} \left[\mathbb{E}[\nabla\Phi(Z_t)|\bar{X}_t] + \nabla V(\bar{X}_t) \right]^2 + 2\nu \mathbb{E}[\Delta\Phi(Z_t) + \Delta V(\bar{X}_t)] \right) dt \\ &\quad - 2(\mathbb{E}[\Phi(Z_T) + V(\bar{X}_T)] - \mathbb{E}[\Phi(Z_0) + V(\bar{X}_0)]), \end{aligned} \quad (3.16)$$

where $Z_t = \bar{X}_t - \bar{X}'_t$ with \bar{X}'_t being an independent copy of \bar{X}_t .

Proof. Recall that $u(\cdot, t)$ is the probability density function of \bar{X}_t . Hence, we can write the integrals as expectations, for example, $\int_{\mathbb{R}^d} u |\nabla V|^2 dx = \mathbb{E}[|\nabla V(\bar{X}_t)|^2]$. In particular, note that $\Phi * u(\bar{X}_t) = \mathbb{E}[\Phi(\bar{X}_t - \bar{X}'_t)|\bar{X}_t]$, where \bar{X}'_t is an independent copy of \bar{X}_t . Then, we have $\int_0^T \int_{\mathbb{R}^d} u |\nabla\Phi * u + \nabla V|^2 dx dt = \int_0^T \mathbb{E} \left[\mathbb{E}[\nabla\Phi(Z_t)|\bar{X}_t] + \nabla V(\bar{X}_t) \right]^2 dt$.

Meanwhile, note that $\mathbb{E}[\Phi * u(\bar{X}_t)] = \mathbb{E}[\mathbb{E}[\Phi(\bar{X}_t - \bar{X}'_t)|\bar{X}_t]] = \mathbb{E}[\Phi(Z_t)]$. Then, with integration by parts, we can write

$$\int_{\mathbb{R}^d} (\Phi * u + V)(\partial_t u - \nu \Delta u) dx = \partial_t \mathbb{E}[\Phi(Z_t) + V(\bar{X}_t)] - \nu \mathbb{E}[\Delta\Phi(Z_t) + \Delta V(\bar{X}_t)].$$

Integrate in time over $[0, T]$, we obtain (3.16). ■

4 Parameter spaces, identifiability, and well-posedness

Since there is no prior on the parameters, we define *adaptive parameter spaces* that depend on the operator and data. They reflect the limited information for identifying the unknown function-valued parameters and set the right space to study the identifiability of the parameters and the well-posedness of the inverse problems.

We illustrate the idea by estimating (h, Φ, V) in the weak-form operator in (1.4),

$$R_\phi[u] := R_{(h, \Phi, V)}[u] = -\nabla \cdot (u \nabla[\nu h'(u) + \Phi * u + V]) = f$$

with $u \in \mathbb{X} = C_c^1(\mathbb{R}^d)$ and f is the output from the true parameter (h_*, Φ_*, V_*) . We start by estimating each of them given the other two in Section 4.1-4.3, then conclude by jointly estimating the three. In particular, we show that the inverse problems of estimating h and V are well-posed, but the inverse problem of estimating Φ is ill-posed due to the nonlocal interaction.

Throughout this section, we construct the parameter spaces using the continuum data of input-output pairs $(u_l, f_l)_{l=1}^L$. In practice, the discrete data approximates the continuum data under proper smoothness conditions, as in the following assumption.

Assumption 4.1 *The data $\{(u_l, f_l)\}_{l=1}^L$ satisfies $f_l = R_{\phi_*}[u_l]$ with $\phi_* = (h_*, \Phi_*, V_*)$ and $\{u_l\}_{l=1}^L \subset \mathbb{X} = C_c^1(\mathbb{R}^d)$, i.e., they have continuous derivatives with a compact support.*

Generalization to the cases with non-smooth data u 's is possible with specific settings. For example, in the absence of the diffusion term, e.g., $\nu = 0$, we only need each u_l to be a continuous probability density function on a compact set on \mathbb{R}^d for the results in Section 4.2-4.3.

4.1 Estimating the diffusion rate: well-posed

Consider first estimating the diffusion rate function $h : \mathbb{R}^+ \rightarrow \mathbb{R}$ when Φ and V are given. Rewrite the equation $R_\phi[u] = f$ to focus on the unknown:

$$R_h[u] := -\nabla \cdot [u \nabla(\nu h'(u))] = -\nabla \cdot [\nu h''(u) u \nabla u] = f + \nabla \cdot (u \nabla[\Phi * u + V]) := \tilde{f}. \quad (4.1)$$

Clearly, we can only estimate h'' since R_h depends only on h'' . Thus, we write the self-test loss function as a function of h'' .

Similar to the arguments in Sect. 2.2, $v_h[u] = h'(u)$ is a self-testing function, and the self-test loss function is

$$\mathcal{E}_1(h'') = \sum_{l=1}^L \langle R_h[u_l] - 2\tilde{f}_l, v_h[u_l] \rangle + C_0 \quad (4.2)$$

with C_0 being an arbitrary constant. Given the data $\{u_l\}$ with compact support, the parameter space for h must ensure that the quadratic term is well-defined, i.e.,

$$\sum_{l=1}^L \langle R_h[u_l], v_h[u_l] \rangle = \sum_{l=1}^L \int_{\mathbb{R}^d} u_l(x) |\nabla u_l(x)|^2 h''(u_l(x))^2 dx = \int_{\mathbb{R}^+} h''(r)^2 \dot{\rho}_1(r) dr < \infty,$$

where the data-dependent measure ρ_1 is defined by its density function

$$\dot{\rho}_1(r) = \sum_{l=1}^L \int_{\mathbb{R}^d} \delta(u_l(x) - r) |\nabla u_l(x)|^2 u_l(x) dx \quad (4.3)$$

with $\delta(\cdot)$ being the Dirac delta function. Here we used the fact that

$$\int_{\mathbb{R}^d} u(x) |\nabla u(x)|^2 h''(u(x))^2 dx = \int_{\mathbb{R}^+} h''(r)^2 \int_{\mathbb{R}^d} u(x) |\nabla u(x)|^2 \delta(u(x) - r) dx dr.$$

The next proposition presents the well-posedness of estimating h'' in $L^2_{\rho_1}$.

Proposition 4.2 *Given data $\{(u_l, f_l)\}_{l=1}^L$ satisfying Assumption 4.1, the self-test loss function in (4.2) for estimating h'' in Eq.(4.1) has a unique minimizer in $L^2_{\rho_1}$ with ρ_1 defined in (4.3). In particular, the inverse problem is well-posed.*

We postpone its proof, as well as the proofs of other propositions in this section, to Appendix A.2. Since this inverse problem is well-posed, regularization in practice (e.g., Section 5.1) smoothes the estimator or filters the perturbations from discretization errors or noisy data.

4.2 Estimating the kinetic potential: well-posed

Similarly, we can consider estimating the potential $V : \mathbb{R}^d \rightarrow \mathbb{R}$ when h and Φ are given. Rewrite the equation $R_\phi[u] = f$ to focus on the unknown V :

$$R_V[u] := -\nabla[u \nabla V] = f + \nabla \cdot (u \nabla [\Phi * u + \nu h'(u)]) := \tilde{f}. \quad (4.4)$$

Clearly, we can only estimate V up to a constant since R_V depends only on ∇V . Thus, we write the self-test loss function as a function of ∇V .

Similar to the arguments in Sect. 2.2, $v_V[u] = V$ is a self-testing function, and we have

$$\mathcal{E}_2(\nabla V) = \sum_{l=1}^L \langle R_V[u_l] - 2\tilde{f}_l, V \rangle = \|\nabla V\|_{L^2_{\rho_2}}^2 - 2 \langle \sum_{l=1}^L \tilde{f}_l, V \rangle, \quad (4.5)$$

where we used integration by parts to get $\sum_{l=1}^L \langle R_V[u_l], v_V[u_l] \rangle = \sum_{l=1}^L \int_{\mathbb{R}^d} u_l(x) |\nabla V(x)|^2 dx = \|\nabla V\|_{L^2_{\rho_2}}^2$, and the data-dependent measure ρ_2 is defined by its density function

$$\dot{\rho}_2(x) = \sum_{l=1}^L u_l(x). \quad (4.6)$$

The next proposition shows that the inverse problem of estimating $\nabla V \in L^2_{\rho_2}(\mathbb{R}^d, \mathbb{R}^d)$ is well-posed. For estimating V , the inverse problem is well-posed in $\mathcal{H}_0 := \{g \in H^1_{\rho_2}(\mathbb{R}^d; \mathbb{R}); \int_{\mathbb{R}^d} g \rho_2 dx = 0\}$ when the measure ρ_2 satisfies the Poincare inequality.

Proposition 4.3 *Consider the problem of estimating ∇V or V in Eq.(4.4) from data $\{(u_l, \tilde{f}_l)\}_{l=1}^L$ satisfying Assumption 4.1. Let ρ_2 be the measure defined in (4.6).*

- For estimating ∇V , the self-test loss function in (4.5) is uniformly convex and has a unique minimizer in $L^2_{\rho_2}(\mathbb{R}^d, \mathbb{R}^d)$. Consequently, the inverse problem is well-posed.
- For estimating V , assume that ρ_2 satisfies the Poincare inequality, i.e.,

$$\int_{\mathbb{R}^d} |g|^2 \rho_2 dx \leq c \int_{\mathbb{R}^d} |\nabla g|^2 \rho_2 dx, \quad \forall g \in L^2_{\rho_2} \text{ with } \int_{\mathbb{R}^d} g \rho_2 dx = 0. \quad (4.7)$$

Then the self-test loss function in (4.5), when viewed as a functional of V in the space

$$\mathcal{H}_0 := \{g \in H^1_{\rho_2}(\mathbb{R}^d; \mathbb{R}); \int_{\mathbb{R}^d} g \rho_2 dx = 0\}$$

is uniformly convex and has a unique minimizer \hat{V} satisfying

$$-\nabla \cdot (\rho_2(\nabla \hat{V})) = \sum_{l=1}^L \tilde{f}_l. \quad (4.8)$$

Since V is uniquely identified in \mathcal{H}_0 , we remark that in $H^1_{\rho_2}$, V can be uniquely identified up to a constant. However, without Assumption (4.7), the minimizer is nonunique, as shown in the next one-dimensional example. Assume that $d = 1$ and ρ_2 is positive everywhere, e.g., $\rho_2 = e^{-x} > 0$. Suppose V_1 and V_2 are both minimizers, then $\nabla \cdot (\rho_2(\nabla(V_1 - V_2))) = 0$. Then, if u^* is a solution to this equation, we have $u^* + e^x$ (or $u^* + \rho_2^{-1}$) is also a solution. Notice that $e^x \notin H^1_{\rho_2}$. This example implies the nonuniqueness beyond $H^1_{\rho_2}$. However, this example doesn't imply that (4.7) is a necessary condition for uniqueness in $H^1_{\rho_2}$.

4.3 Estimating the interaction potential: ill-posed

The inverse problem of estimating $\Phi : \mathbb{R}^d \rightarrow \mathbb{R}$ is fundamentally different from the previous two since it is ill-posed due to the deconvolution. Here we estimate Φ in the equation

$$R_{\Phi}[u] := -\nabla[u \nabla \Phi * u] = f + \nabla \cdot (u \nabla[V + \nu h'(u)]) := \tilde{f}, \quad (4.9)$$

where V and h' are given. Again, we can only estimate Φ up to a constant since R_{Φ} depends only on $\nabla \Phi$.

The self-testing function is $v_{\Phi}[u] = \Phi * u$. Noting that $\tilde{f} = -\nabla \cdot (u \nabla[F[u]])$ with $F[u] = \Phi * u + V_* - V + \nu h'_*(u) - \nu h'(u)$, we write the self-test loss function as a functional of $\nabla \Phi$,

$$\begin{aligned} \mathcal{E}_3(\nabla \Phi) &= \sum_{l=1}^L \langle R_{\Phi}[u_l] - 2\tilde{f}_l, \Phi * u \rangle \\ &= \sum_{l=1}^L \int_{\mathbb{R}^d} u_l(x) \left[|\nabla \Phi * u(x)|^2 - 2\nabla F[u_l](x) \cdot \nabla \Phi * u_l(x) \right] dx. \end{aligned} \quad (4.10)$$

The independent variable of Φ is the pairwise difference of particle positions, while the data u is the distribution of each particle. To quantify the exploration of the independent variable of Φ by data, we define a measure ρ_3 with a density function

$$\dot{\rho}_3(y) \propto \sum_{l=1}^L \int u_l(x) u_l(x-y) dx. \quad (4.11)$$

It extends the exploration measure defined in [15, 16] for radial interacting potentials.

Let $L_{\bar{G}} : L_{\rho_3}^2 \rightarrow L_{\rho_3}^2$ be an integral operator defined by

$$\begin{aligned} L_{\bar{G}} \nabla \Phi(y) &= \int \bar{G}(y, y') \nabla \Phi(y') \rho_3(dy'), \quad \text{with} \\ \bar{G}(y, y') &= \frac{G(y, y')}{\dot{\rho}_3(y) \dot{\rho}_3(y')} \mathbf{1}_{\dot{\rho}_3(y) \dot{\rho}_3(y') > 0}, \quad G(y, y') := \sum_{l=1}^L \int u_l(x) u_l(x-y) u_l(x-y') dx. \end{aligned} \quad (4.12)$$

Here $\bar{G}(y, y') := 0$ when $\dot{\rho}_3(y) \dot{\rho}_3(y') = 0$, and it is square integrable by Assumption 4.1; see [15].

The next proposition shows that We can only identify $\nabla \Phi \in \text{Null}(L_{\bar{G}})^\perp \subset L_{\rho_3}^2$, and the inverse problem of estimating $\nabla \Phi$ is an ill-posed inverse problem.

Proposition 4.4 *Consider the problem of estimating $\nabla \Phi$ in Eq.(4.9) from data $\{(u_l, f_l)\}_{l=1}^L$ satisfying Assumption 4.1. Let ρ_3 be the measure defined in (4.11). The quadratic self-test loss function in (4.10) is not uniformly convex and its Hessian is a compact operator $L_{\bar{G}}$ on $L_{\rho_3}^2(\mathbb{R}^d, \mathbb{R}^d)$ defined in (4.12). Consequently, the inverse problem of finding its minimizer in (A.3) is ill-posed.*

For this ill-posed inverse problem for determining $\nabla \Phi$, a regularization is necessary for a stable solution. In particular, when $\text{Null}(L_{\bar{G}}) \neq \{0\}$, it is important regularize only in $\text{Null}(L_{\bar{G}})^\perp$ to prevent the estimator being contaminated by the errors in $\text{Null}(L_{\bar{G}})$. Data-adaptive RKHS regularization or prior in [3, 18] uses the RKHS with reproducing kernel \bar{G} and yields consistent convergence estimators.

The ill-posedness in estimating the interaction potential originates from the deconvolution. Thus, even with additional structures on Φ , such as being radial, the inverse problem remains ill-posed. However, noisy data u_l with additive spatial noises can make the operator $L_{\bar{G}}$ in (4.12) strictly positive definite and lead to a well-posed inverse problem; see Section 5.2.

4.4 Joint estimation

Using the parameter spaces and operators in the previous sections, the joint estimation for $(h'', \nabla V, \nabla \Phi)$ takes place in the product space $L_{\rho_1}^2(\mathbb{R}^+) \otimes L_{\rho_2}^2(\mathbb{R}^d) \otimes L_{\rho_3}^2(\mathbb{R}^d)$. Meanwhile, the self-test loss function can be written as

$$\begin{aligned} &\mathcal{E}(h'', \nabla V, \nabla \Phi) \\ &:= \sum_{l=1}^L \int_{\mathbb{R}^d} [u_l |\nabla[\nu h'(u_l) + \Phi * u_l + V]|^2 - 2f_l[\nu h'(u_l) + \Phi * u_l + V]] dx dt. \\ &= \|h''\|_{L_{\rho_1}^2}^2 + \|\nabla V\|_{L_{\rho_2}^2}^2 + \langle \nabla \Phi, L_{\bar{G}} \nabla \Phi \rangle_{L_{\rho_3}^2} + 2 \sum_{l=1}^L \int_{\mathbb{R}^d} u_l \nu h''(u_l) \nabla u \cdot (\nabla V + \nabla \Phi * u) dx \\ &\quad + 2 \sum_{l=1}^L \int_{\mathbb{R}^d} u_l \nabla V \cdot \nabla \Phi * u_l dx - 2 \sum_{l=1}^L \int_{\mathbb{R}^d} u_l \nabla v_{\phi_*}[u_l] \cdot \nabla[\nu h'(u_l) + \Phi * u_l + V] dx, \end{aligned} \quad (4.13)$$

where term with f_l uses Assumption 4.1: $f_l = -\nabla \cdot (u \nabla v_{\phi_*}[u])$.

The next proposition shows the ill-posedness of estimating $(h'', \nabla V, \nabla \Phi)$ in the product space $L^2_{\rho_1}(\mathbb{R}^+) \otimes L^2_{\rho_2}(\mathbb{R}^d) \otimes L^2_{\rho_3}(\mathbb{R}^d)$.

Proposition 4.5 (Joint estimation) *Consider the problem of jointly estimating $h'', \nabla V, \nabla \Phi$ in Eq.(1.4) from data $\{(u_l, f_l)\}_{l=1}^L$ satisfying Assumption 4.1. Let ρ_1, ρ_2, ρ_3 be the measures defined in (4.3), (4.6) and (4.11), respectively. Then, the self-test loss function in (4.13) is not uniformly convex, and its Hessian (second variation) has a zero eigenvalue with eigenfunction $\phi = (0, \mathbf{c}, -\mathbf{c})$ for any nonzero $\mathbf{c} \in \mathbb{R}^d$. In particular, the joint estimation problem of finding the minimizer of the loss function is ill-posed.*

We remark that the singular value of the loss function's Hessian roots in the fact that different pairs (Φ, V) and $(\Phi + \mathbf{c} \cdot x, V - \mathbf{c} \cdot x)$ produce the same value of the loss function, which has been noticed in [34]. We remove this singular value by requiring Φ to be symmetric so that $(0, \mathbf{c}, -\mathbf{c})^T$ is not an eigenfunction in the symmetry-enforced function space for Φ . One can implement this symmetry constraint either by considering radial functions (see Section 5.2) or by setting $\Phi(x) = \tilde{\Phi}(x) + \tilde{\Phi}(-x)$ with $\tilde{\Phi}(x)$ being the parametrized function; see Section 5.3 for a neural network approximation.

5 Applications to parametric and nonparametric estimations

We demonstrate applications of the self-test loss function in estimating the function parameters in the weak form operator $R_{(h, \Phi, V)}[u] = -\nabla \cdot (u \nabla [\nu h'(u) + \Phi * u + V])$ in (1.4) and its gradient flow. We consider parameter estimation for h in Section 5.1, nonparametric estimation for radial Φ in Section 5.2, and neural network regression for joint estimation of Φ and V in Section 5.3.

5.1 Parametric estimation of the diffusion rate function

Consider first a parametric estimation of h in the equation

$$R_h[u] := -\nabla \cdot (u \nabla h'(u)) = -\nabla \cdot [u h''(u) \nabla u] = f$$

from data $\{(u_l(x_i), f_l(x_i))\}_{i=1, l=1}^{N, L}$, where $x_i \in [0, 1]$ is a uniform mesh and $u_l \in H_0^1((0, 1))$. Here, the diffusion rate function h is a power function in (2.6) with a parametric form

$$h_{\mathbf{c}}(s) = c_2 s^2 + c_3 \frac{1}{2} s^3 + c_4 \frac{1}{3} s^4 = \sum_{k=1}^{n_c} c_k e_k(s), \quad (5.1)$$

where $e_k(s) = \frac{1}{k-1} s^k$ for $k > 1$, and $n_c = 3$. Thus, the task is to estimate the parameters $\mathbf{c} = (c_2, c_3, c_4)$. Here we don't include the term $e_1(s) = s \log s$ because its second derivative $e_1''(s) = 1/s$ is singular at $s = 0$. Such a singularity leads to a singular function $e_1''(u_l(x))$ when $u_l(x)$ approaches zero at the boundaries, requiring additional numerical treatments when computing the loss function of h'' and the normal matrix for regression.

Synthetic Data generation. We generate data by adding noise to the values of analytically computed functions on the spatial mesh. Let the mesh points be $x_i = \{\frac{j}{\sqrt{N}}, 1 \leq j \leq \sqrt{N}\}$. We obtain noisy data $\{u_l(x_i)\}$ by adding independent Gaussian noises $\mathcal{N}(0, \sigma^2/N)$ to the values of $u_l(x) = \sin(\pi l x)$ on the mesh for $l \in \{1, 2, 3\}$. Note that these functions are in $H_0^1((0, 1))$.

The data $\{f_l(x_i)\}$ are noisy observations of $R_{h_{\mathbf{c}^*}}[u_l](x)$ at the meshes:

$$f_l(x_i) = -R_{h_{\mathbf{c}^*}}[u_l](x_i) + \epsilon_{l,i} = -\sum_{k=2}^{n_c} c_k \nabla \cdot [u_l e_k''(u_l) \nabla u_l](x_i) + \epsilon_{l,i}$$

with parameter $\mathbf{c}^* = (c_2, c_3, c_4) = (1, 1.2, 0.5)$ and $\{\epsilon_{l,i}\}$ being i.i.d. $\mathcal{N}(0, \sigma^2/N)$. Here we compute each $\nabla \cdot [u_l e_k''(u_l) \nabla u_l]$ analytically since e_k and u_l are polynomials and trigonometric functions.

Regression from the self-test loss function. As studied in Section 4.1, the self-test loss function in (4.2) with Riemann sum approximation is

$$\mathcal{E}(\mathbf{c}) = \frac{1}{NL} \sum_{l=1}^L \sum_{i=1}^N [h_{\mathbf{c}}''(u_l(x_i))^2 u_l(x_i) |\nabla u_l(x_i)|^2 - 2f_l(x_i) h_{\mathbf{c}}'(u_l(x_i))] = \mathbf{c}^\top \mathbf{A} \mathbf{c} - 2\mathbf{c}^\top \mathbf{b},$$

where the normal matrix \mathbf{A} and normal vector \mathbf{b} defined by

$$A_{k,m} = \frac{1}{NL} \sum_{l=1}^L \sum_{i=1}^N u_l(x_i) |\nabla u_l(x_i)|^2 e_k''(u_l(x_i)) e_m''(u_l(x_i)), \quad 1 \leq k, m \leq n_c$$

$$b_k = \frac{1}{NL} \sum_{l=1}^L \sum_{i=1}^N f_l(x_i) e_k'(u_l(x_i)), \quad 1 \leq k \leq n_c.$$

The estimator is then solved by least squares regression

$$\hat{h}(s) = \sum_{k=1}^{n_c} \hat{c}_k e_k(s), \quad \hat{\mathbf{c}} = \mathbf{A}^{-1} \mathbf{b}.$$

Numerical results. We compare the above estimator (denoted by “stLoss-estimator”) with an estimator using the strong-form equation (denoted by “Strong-estimator”). The strong form estimator has normal matrix A^s with entries $A_{k,m}^s = \frac{1}{NL} \sum_{l=1}^L \sum_{i=1}^N \nabla \cdot [u_l e_k''(u_l) \nabla u_l](x_i) \nabla \cdot [u_l e_m''(u_l) \nabla u_l](x_i)$ and normal vector b^s with entries $b_k^s = \frac{1}{NL} \sum_{l=1}^L \sum_{i=1}^N f_l(x_i) \nabla \cdot [u_l e_k''(u_l) \nabla u_l](x_i)$. Thus, the strong form estimator uses the second-order derivatives of u , while the weak form estimator uses only the first-order derivatives.

In the computation of both estimators, the derivatives are approximated by finite difference using the Savitzky-Golay filter with polynomial degree 3 and window size 11 (see e.g., [27]). The difference between the two is that the strong-estimator requires an additional finite difference approximation for the divergence term, while the stLoss-estimator uses the Riemann sum to approximate the integration.

Figure 1 shows that the stLoss-estimator significantly outperforms the Strong-estimator in typical simulations (Left) and in the convergence of relative $L_{\rho_1}^2$ error ($\|h_{true}'' - \hat{h}''\|_{L_{\rho_1}^2}^2$) as mesh size N increases or as the noise level σ vanishes (Middle-Right). Note that as N increases, the strong-estimator does not converge due to the noise being amplified by the additional finite difference approximation (recall that the noise decays at the rate $O(\frac{1}{\sqrt{N}})$ while the Δx in finite difference has an order of $O(\frac{1}{N})$).

Here, for each parameter set of (N, σ) , the percentiles are computed from 100 independent simulations with randomly generated noise; the empirical measure ρ_1 in (4.3) is computed from data by Riemann sum approximation of the integral and finite difference approximation of the derivatives. In the typical simulation (Left), the condition numbers of the normal matrix \mathbf{A} are in the range [30, 40], indicating the well-posedness of the inverse problem.

In summary, the example shows that the estimator using our self-test loss function based on the weak-form equation, can tolerate a rougher spatial mesh and larger-scale noise in the data than a strong-form-based estimator.

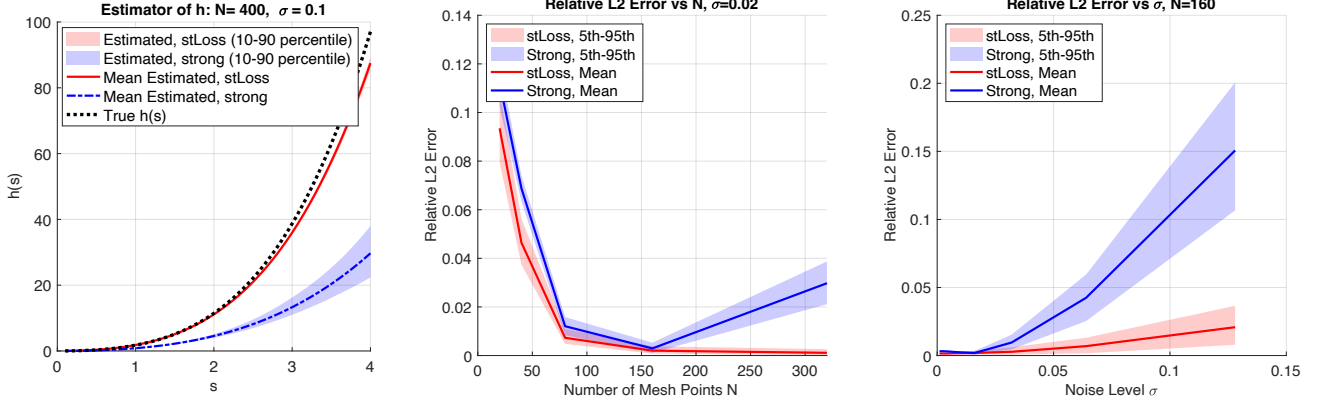


Figure 1: Estimators from self-test loss function (“stLoss”) vs estimators from strong-form equation (“Strong”). **Left:** estimators in a typical set of 100 simulations with $N = 400$ and $\sigma = 0.1$. **Middle-Right:** Relative $L^2_{\rho_1}$ errors vs N and σ .

5.2 Non-parametric estimation of interaction kernel

Next, we consider the nonparametric regression of an interaction kernel, which is the derivative of a radial interaction potential in the aggregation operator. We will compare estimators using strong-form and weak-form in their tolerance to observation noises.

Specifically, consider the estimation of the function $\phi : [0, 2] \rightarrow \mathbb{R}$, which is the derivative of the radial interaction potential Φ with $\nabla\Phi(x) = \phi(|x|)\frac{x}{|x|}$, in the aggregation operator

$$R_\phi[u] = -\nabla(u\nabla\Phi * u) = f,$$

from data consisting of noisy input-output function pairs at discrete meshes in 1D:

$$\{(u_k^o(x_j) := u_k(x_j) + \epsilon_{kj}^u, f_k^o(x_j) = f_k(x_j) + \epsilon_{kj}^f)\}_{j=1, k=1}^{n_x, n_k}, \quad \text{where } \epsilon_{kj}^u, \epsilon_{kj}^f \sim \mathcal{N}(0, \sigma^2). \quad (5.2)$$

Here, the spatial meshes $\{x_j\}$ are uniform on $\Omega = (0, 10)$ satisfying $x_j - x_{j-1} = \Delta x = 0.01$ for all j , and the noises $\{\epsilon_{kj}^u, \epsilon_{kj}^f\}_{k,j=1}^{n_k, n_x}$ are independent identically distributed Gaussian $\mathcal{N}(0, \sigma^2)$ random variables with standard deviation σ . The functions $\{u_k\}$ are $u_k(x) = \sin(\pi(x - (2k + 1)))\mathbf{1}_{\{|x - (2k+1)| < 1.5\}}$ for $1 \leq k \leq n_k = 3$. They are in $C_c^1(\Omega)$, so we can use integration by parts in the weak-form and compute $f_k(x_j)$ using the strong form operator, i.e., we compute the analytical form of the integrand in the following integral,

$$\begin{aligned} f_k(x) &= - \int_0^2 \phi_{true}(|y|)\text{sign}(y)\partial_x[u_k(x-y)u_k(x)]dy \\ &= - \int_0^2 \phi_{true}(r)(\partial_x[u_k(x-r)u_k(x)] - \partial_x[u_k(x+r)u_k(x)])dr, \end{aligned}$$

where the integral is computed using the adaptive Gauss-Kronrod quadrature [28]. In our tests, we set $\phi_{true}(r) = r^2\mathbf{1}_{[0,1]}(r)$. Figure 2(a) shows the data pairs.

Note that the above equation is the mean-field equation (2.7) with $V = 0$ if $f = \partial_t u - \nu\Delta u$. In this case, the nonparametric estimation of ϕ has been studied in [15, 16]. Here we focus on the aggregation operator without the diffusion term.

In the following, we derive the least squares regression of ϕ using the self-test loss function. We first write the self-test loss function in the continuum, then we approximate it by the discrete data and write the least squares estimator of ϕ .

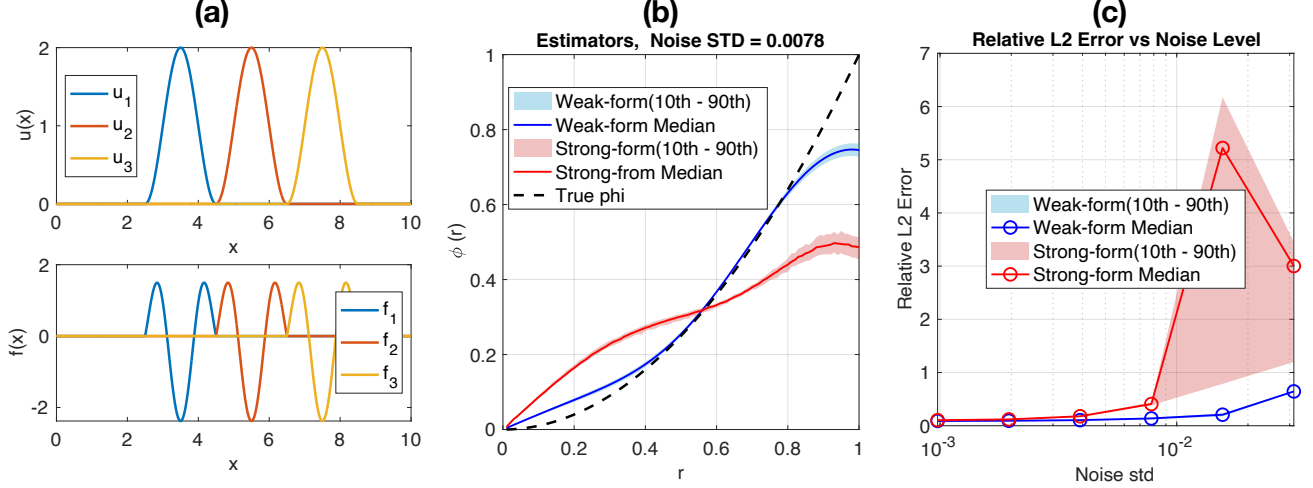


Figure 2: Estimators using weak (“Weak-form”) vs strong-form (“Strong-form”) equation. (a): Dataset $\{(u_k, f_k)\}_{k=1}^3$. (b): Estimators (in percentiles) in a typical set of 100 simulations with noise level $\sigma = 0.0078$. (c) Relative L^2 errors v.s. noise level σ . The estimators using weak-form are more robust to large noise than those using strong-form.

The self-test loss function in continuum. Using the self-testing function $v_\phi[u_k] = \Phi * u_k$ for each input-output pair (u_k, f_k) , and applying integration by parts similar to (2.11), we obtain the self-test loss function

$$\mathcal{E}_{\mathcal{D}}(\phi) = \sum_{k=1}^{n_k} \int_{\mathbb{R}} u_k |\nabla \Phi * u_k|^2 dx - 2 \int_{\mathbb{R}} f_k(x) \Phi * u_k(x) dx.$$

Denote $F_{f,u}(r) := -\sum_{k=1}^{n_k} \int_0^{10} F_k(x) u_k(x) [u_k(x-r) - u_k(x+r)] dx$ with $F_k(x) := \int_0^x f_k(y) dy$. We can write the loss function as (see Appendix A.3 for a derivation)

$$\mathcal{E}_{\mathcal{D}}(\phi) = \int \int \phi(r) \phi(s) \overline{G}(r, s) \dot{\rho}(r) \dot{\rho}(s) dr ds - 2 \int_0^2 \phi(r) F_{f,u}(r) dr, \quad (5.3)$$

where the density of the exploration measure $\dot{\rho}$ is defined as

$$\dot{\rho}(r) := \frac{1}{Z} \sum_{k=1}^{n_k} \int_{\mathbb{R}} \sqrt{u_k(x)} |\delta u_k(x, r)| dx \quad \text{with } \delta u_k(x, r) := u_k(x-r) - u_k(x+r) \quad (5.4)$$

with Z being a normalizing constant. Here the integral kernel \overline{G} is defined by

$$\overline{G}(r, s) := \frac{G(r, s)}{\dot{\rho}(r) \dot{\rho}(s)} \mathbf{1}_{\{\dot{\rho}(r) \dot{\rho}(s) > 0\}} \quad \text{with } G(r, s) := \sum_{k=1}^{n_r} \int_{\mathbb{R}} u_k(x) \delta u_k(x, r) \delta u_k(x, s) dx. \quad (5.5)$$

These integrals are well-defined since $\{u_k(x)\}$ are uniformly bounded with a compact support.

Least squares regression from empirical loss function. Given the discrete data in (5.2) on the mesh $\{x_j\}$, we can obtain a uniform mesh $\{r_l = l\Delta x\}_{l=1}^{n_r}$ on $[0, 2]$ for the independent variable of ϕ . Representing ϕ by a linear combination of piecewise constant functions:

$$\phi(r) = \sum_{l=1}^{n_r} c_l \mathbf{1}_{[r_l, r_{l+1}]}(r),$$

our task is to estimate the coefficient vector $\mathbf{c} = (c_1, \dots, c_{n_r})^\top \in \mathbb{R}^{n_r \times 1}$. Approximating the loss function in (5.3) by Riemann sum using the noisy data and the above piecewise constant ϕ , we obtain an empirical loss function that is quadratic in \mathbf{c} :

$$\widehat{\mathcal{E}}_{\mathcal{D}}(\mathbf{c}) = \mathbf{c}^\top \mathbf{A} \mathbf{c} - 2\mathbf{c}^\top \mathbf{b} + C,$$

where $\mathbf{A} \in \mathbb{R}^{n_r \times n_r}$ and $\mathbf{b} \in \mathbb{R}^{n_r \times 1}$ are the normal matrix and vectors and C is a constant term independent of \mathbf{c} . The entries of \mathbf{A} and \mathbf{b} are

$$\begin{aligned} \mathbf{A}(l, l') &= \mathbf{G}(l, l') \approx \int \int \mathbf{1}_{[r_l, r_{l+1}]}(r) \mathbf{1}_{[r_{l'}, r_{l'+1}]}(s) G(r, s) dr ds \\ \mathbf{b}(l) &= -\mathbf{g}^\top \tilde{\mathbf{f}} \Delta r \Delta x \approx F_{f,u}(r_l) \approx \int \mathbf{1}_{[r_l, r_{l+1}]}(r) F_{f,u}(r) dr, \end{aligned}$$

where we denote $\mathbf{G} = \mathbf{g}^\top \mathbf{g} \Delta x (\Delta r)^2 \in \mathbb{R}^{n_r \times n_r}$ with $\mathbf{g} = (\sqrt{|u_k^o(x_j)|} \delta u_k^o(x_j, r_l)) \in \mathbb{R}^{n_k n_x \times n_r}$ and $\tilde{\mathbf{f}} = (\sum_{i=1}^j f_k^o(x_i) u_k^o(x_j) \Delta x)_{k,j=1}^{n_k, n_x} \in \mathbb{R}^{n_k n_x \times 1}$.

The estimator is then solved by least squares regression with Tikhonov regularization. The regularized estimator is $\hat{\mathbf{c}}_\lambda = (\mathbf{A} + \lambda \mathbf{I})^{-1} \mathbf{b}$, with the hyperparameter $\lambda > 0$ selected by the L-curve method [11]. Due to the additive noise in u_k^o , the smallest eigenvalue of the normal matrix \mathbf{A} is bounded below by a constant that scales with σ^2 . Thus, the noise prevents \mathbf{A} from being severely ill-conditioned, and the regularization mainly acts as a filter of the noise. Here we regularize using norm $\|\mathbf{c}\|_{\mathbb{R}^{n_r}}^2 = \mathbf{c}^\top \mathbf{I} \mathbf{c}$, and we leave it in future work to investigate other norms, such as the L_ρ^2 -norm or the data-adaptive RKHS norm of ϕ in [18].

Additionally, we compute the empirical exploration measure as $\boldsymbol{\rho} = (\dot{\rho}(r_1), \dots, \dot{\rho}(r_{n_r})) \in \mathbb{R}^{n_r \times 1}$ with $\dot{\rho}(r_l) = \frac{1}{Z} \sum_{k=1}^{n_k} \sum_{i=1}^{n_x} \sqrt{|u_k^o(x_i)|} \delta u_k^o(x_i, r_l) \Delta x$. The L_ρ^2 norm of ϕ is then given by $\|\phi\|_{L_\rho^2}^2 = \sum_{l=1}^{n_r} c_l^2 \dot{\rho}(r_l)$.

Numerical results. We compare the estimators using the weak-form and strong-form equations. The strong-form estimator uses Savitzky-Golay filter when computing the derivatives. We compute the estimators from data with the noise level in $\sigma = \{2^{-j}, j = 5, \dots, 10\}$. For each noise level, we make 100 independent simulations, each with randomly sampled noises.

Figure 2 (b)-(c) report the estimators and relative errors using the median, the 10th and 90th percentiles. In particular, (b) shows that the weak-form estimator is more accurate than the strong-form estimator when the noise level is $\sigma = 2^{-7} \approx 0.0078$. (c) shows that when the noise level is small, the strong-form estimator is as accurate as the weak-form, indicating the effectiveness of the Savitzky-Golay filter; but when the noise level is large, the strong-form estimator has relative errors significantly larger than those of the weak-form estimator, due to the need to approximate the derivatives using finite difference.

In summary, the weak-form estimator outperforms the strong-form estimator in being more robust to large noise levels.

5.3 Neural network regression for joint estimation

This section considers the joint estimation of the interaction potential Φ and the potential V of the deterministic interacting particle system in Example 1.3 from sequential ensembles of unlabeled data. We use the self-test loss function in (2.14) for the weak form PDE of the empirical measures, as derived in Section 2.4.

Numerical settings. In our test, we set $M = 10$, $N = 30$, $d = 2$, and $t_l = l\Delta t$ with $\Delta t = 0.01$ and $L = 20$. The particle system is solved using the fourth-order Runge-Kutta method. The

true interaction and external force potentials are given by

$$\Phi^*(x) = \cos(2x_1^2) + \cos(x_2), \quad V^*(x) = \exp\left(-\frac{3}{10}(\sin(2x_1)^2 + \arctan(x_2))\right). \quad (5.6)$$

In the data in (1.10), the initial conditions $(X_{t_1}^{i,(m)}, 1 \leq i \leq N) \in \mathbb{R}^{Nd}$ are randomly sampled, half of samples from the uniform distribution over $[-2, 2]^{Nd}$ and the other half from a Gaussian mixture, so that the data spreads out in a region. Here $d = 2$ and the Gaussian mixture is the product measure of the distribution $0.6 \times \mathcal{N}(\mu_1, \Sigma_1) + 0.4 \times \mathcal{N}(\mu_2, \Sigma_2)$ on \mathbb{R}^2 , where μ_1 are sampled from a uniform distribution on $[0, 2.5]^2$ and μ_2 are sampled from a uniform distribution on $[-2.5, 0]^2$. The covariance matrices are fixed to be $\Sigma_1 = \begin{pmatrix} 0.2 & 0 \\ 0 & 0.4 \end{pmatrix}$ and $\Sigma_2 = \begin{pmatrix} 1 & 0.5 \\ 0.5 & 1 \end{pmatrix}$. In this setting, the distribution of the particles is concentrated in the first and third quadrants, as shown in Figure 3f.

Regression via neural network approximation. We use neural networks to approximate both the interaction and external force potentials. We utilize two four-layer fully connected neural networks, combining sigmoid and ReLU activation functions, to approximate the interaction and external force potentials. In particular, we enforce symmetry by setting $\Phi(x) = \tilde{\Phi}(x) + \tilde{\Phi}(-x)$, where $\tilde{\Phi}$ is the neural network approximation. This constraint resolves the identifiability issue in Proposition 4.5 and in [34], where different pairs (Φ, V) and $(\Phi + \mathbf{c} \cdot x, V - \mathbf{c} \cdot x)$ produce the same value of the loss function, since $\Phi + \mathbf{c} \cdot x$ is only symmetric when $\mathbf{c} = 0$ if Φ is symmetric.

Optimization is performed using the Nesterov-accelerated Adaptive Moment Estimation `NAdam` method, which combines Adam’s adaptive learning rates with Nesterov’s lookahead mechanism to improve convergence and optimization efficiency [5], with a learning rate adjustment `ReduceLROnPlateau`, which reduces the learning rate when a monitored metric stops improving, helping to fine-tune optimization and avoid overfitting.

The training process is presented in Figure 4. The initial step size is set to be $\eta = 0.05$, and it is reduced to 0.1η whenever the loss stops reducing. The final minimized loss is -0.001309 . Note that our self-test loss (2.1) is the quadratic (2.3) minus a constant, where the constant is related to the true functions. The true constant in this example is 0.001377 , which suggests that the quadratic loss has been minimized to 6.69×10^{-5} .

Figure 3 presents the learned potentials. Figures 3a and 3d show the true and estimated interaction and force potentials, and the differences of their gradients are presented in Figures 3b and 3e. The estimators are accurate over the regions where data is concentrated, i.e., the large valued regions of the exploration measures, ρ_2 as in (4.6) for V and ρ_3 as in (4.11) for Φ , as shown in Figures 3c and 3f, respectively. These empirical measures are relatively rough, since they are estimated from about $MNL = 4000$ and $MN^2L = 80000$ data samples for ρ_2 and ρ_3 , respectively. The final estimation error is $\|\nabla\Phi - \nabla\Phi^*\|_{L^2_{\rho_2}} = 0.5855$ and $\|\nabla V - \nabla V^*\|_{L^2_{\rho_2}} = 0.1746$.

To summarize, we overcome the challenge of unlabeled ensemble data without trajectory information by constructing a self-test loss function based on the weak-form equation of the empirical distributions. This self-test loss function is suitable for ensemble unlabeled data and neural network regression.

6 Conclusion

Discrete and noisy data present substantial challenges in learning differential operators in PDEs and gradient flow systems. A standard approach is to construct loss functions based on weak-form

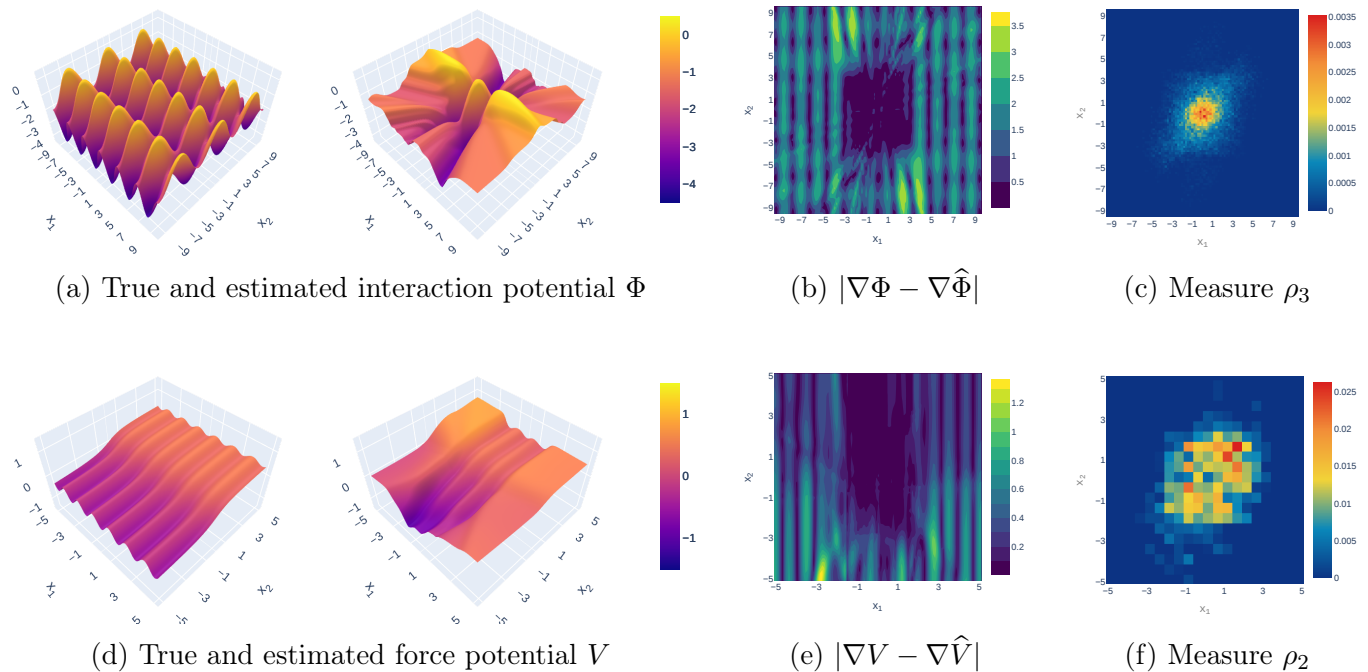


Figure 3: Estimation result of the interaction and the force potential. The estimation results are accurate over the region that measures ρ_2 and ρ_3 are concentrated.

equations, avoiding the large errors inherent in approximating high-order derivatives. However, this introduces the challenge of selecting suitable test functions.

In this paper, we introduced a novel framework for constructing loss functions, referred to as self-test loss functions, specifically designed for weak-form operators in PDEs and gradient flow systems. This method applies to operators that depend linearly on the (function-valued) parameter to be estimated. By leveraging test functions that are parameter- and data-dependent, our approach automates the construction of loss functions and addresses the issue of test function selection.

The self-test loss function exhibits key theoretical properties: it conserves energy in gradient flows and aligns with the expected log-likelihood ratio in stochastic differential equations. Furthermore, its quadratic structure enables a comprehensive analysis of the identifiability and well-posedness of the inverse problem, and we demonstrate this in estimating the diffusion rate function, interaction potential, and kinetic potential in the aggregation-diffusion equation.

Importantly, the self-test loss function supports the development of efficient parametric and nonparametric regression algorithms. Numerical experiments demonstrate that its minimizer is robust to noisy and discrete data, highlighting its practical utility and potential for broader applications.

A Proofs and Derivations

A.1 Proofs for Section 3

Proof of Theorem 3.3. Part (a). Since ϕ_* is the true parameter, it satisfies the weak form of gradient flow $\partial_t u = -A_u \frac{\delta E_{\phi_*}}{\delta u}$. Applying a test function $\frac{\delta E_{\phi}}{\delta u}$ for any ϕ such that $E_{\phi}[u] < \infty$,

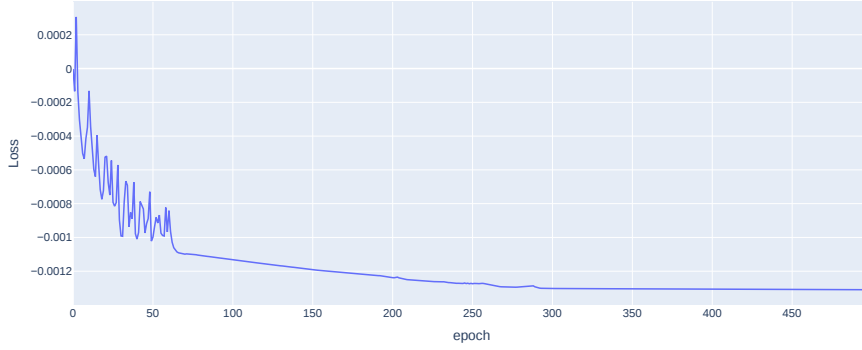


Figure 4: Training process. We utilized the NAdam optimizer and adjusted the learning rate when the loss plateaued. The initial oscillation is attributed to the learning rate reduction. Toward the end, the loss decreases more gradually due to the significantly reduced learning rate compared to the beginning. The final optimized loss value is -0.001309, corresponding to a normalized quadratic loss of 6.69×10^{-5} .

we obtain

$$\frac{dE_\phi[u]}{dt} = \langle \partial_t u, \frac{\delta E_\phi}{\delta u} \rangle = -\langle A_u \frac{\delta E_{\phi_*}}{\delta u}, \frac{\delta E_\phi}{\delta u} \rangle, \quad \forall t \in [0, T].$$

Integrating in time, we obtain

$$E_\phi(u(T, \cdot)) - E_\phi(u(0, \cdot)) = \int_0^T \frac{dE_\phi[u]}{dt} dt = - \int_0^T \langle A_u \frac{\delta E_{\phi_*}}{\delta u}, \frac{\delta E_\phi}{\delta u} \rangle dt.$$

Then, using the linearity of $\frac{\delta E_\phi}{\delta u}$ in ϕ , we write $\mathcal{E}_{u_{[0,T]}}(\phi)$ in (3.6) as

$$\begin{aligned} \mathcal{E}_{u_{[0,T]}}(\phi) &= -2 \int_0^T \langle A_u \frac{\delta E_{\phi_*}}{\delta u}, \frac{\delta E_\phi}{\delta u} \rangle dt + \int_0^T \langle A_u \frac{\delta E_\phi}{\delta u}, \frac{\delta E_\phi}{\delta u} \rangle dt \\ &= \int_0^T \langle A_u \frac{\delta E_{\phi - \phi_*}}{\delta u}, \frac{\delta E_{\phi - \phi_*}}{\delta u} \rangle dt - \int_0^T \langle A_u \frac{\delta E_{\phi_*}}{\delta u}, \frac{\delta E_{\phi_*}}{\delta u} \rangle dt. \end{aligned} \quad (\text{A.1})$$

From $\langle A_u \xi, \xi \rangle \geq 0$ in (3.4), the first term is non-negative. Thus, we know that

$$\mathcal{E}_{u_{[0,T]}}(\phi) \geq \mathcal{E}_{u_{[0,T]}}(\phi_*) = - \int_0^T \langle A_u \frac{\delta E_{\phi_*}}{\delta u}, \frac{\delta E_{\phi_*}}{\delta u} \rangle dt$$

and ϕ_* is a minimizer of $\mathcal{E}_{u_{[0,T]}}(\phi)$.

Part (b). It follows from (A.1) that ϕ_* is the unique minimizer in \mathcal{H} if (3.7) holds.

Part (c). Since ϕ_0 is a minimizer and E_ϕ is linear in ϕ , we have, for any ψ ,

$$\begin{aligned} 0 &= \frac{d}{d\epsilon} \mathcal{E}_{u_{[0,T]}}(\phi_0 + \epsilon\psi) = \lim_{\epsilon \rightarrow 0} \frac{\mathcal{E}_{u_{[0,T]}}(\phi_0 + \epsilon\psi) - \mathcal{E}_{u_{[0,T]}}(\phi_0)}{\epsilon} \\ &= 2[E_\psi(u(T, \cdot)) - E_\psi(u(0, \cdot))] + 2 \int_0^T \langle A_u \frac{\delta E_{\phi_0}}{\delta u}, \frac{\delta E_\psi}{\delta u} \rangle dt. \end{aligned}$$

Taking $\psi = \phi_0$, we obtain (3.8). ■

Proof of Theorem 3.4. Note that the SDE (3.13) is a special case of the McKean-Vlasov SDE (3.14) with $\Phi = 0$. Thus, without loss of generality, we consider only the McKean-Vlasov SDE.

The Fokker-Planck equation of the McKean-Vlasov SDE is (2.7). The self-test loss function for estimating (V, Φ) using its weak form is given in (2.11), which reads

$$\mathcal{E}_{u_{[0,T]}}(\Phi, V) := \frac{1}{T} \int_0^T \int_{\mathbb{R}^d} [u|\nabla\Phi * u + \nabla V|^2 - 2(\partial_t u - \nu\Delta u)(\Phi * u + V)] dx dt.$$

On the other hand, by Girsanov Theorem (see e.g., [24]), the negative log-likelihood ratio for a path $\bar{X}_{[0,T]}$ is

$$\mathcal{E}_{\bar{X}_{[0,T]}}(\phi) = -\log \frac{d\mathbb{P}_\phi}{d\mathbb{P}_0} = \frac{1}{2\nu} \int_0^T \left(|[\nabla\Phi * u + \nabla V](\bar{X}_t)|^2 dt - 2\langle [\nabla\Phi * u + \nabla V](\bar{X}_t), d\bar{X}_t \rangle \right),$$

where \mathbb{P}_ϕ and \mathbb{P}_0 are the distributions of the path under the SDE with parameters $\phi = (V, \Phi)$ and $V = \Phi = 0$, respectively. Taking expectation and using the fact that $\bar{X}_t \sim u(\cdot, t)$,

$$\mathbb{E}[\mathcal{E}_{\bar{X}_{[0,T]}}(\phi)] = \frac{1}{2\nu} \int_0^T \int_{\mathbb{R}^d} [|\nabla\Phi * u + \nabla V|^2 u dx - 2\mathbb{E}[\langle [\nabla\Phi * u + \nabla V](\bar{X}_t), d\bar{X}_t \rangle]] dt.$$

To compute the above expectation, using $d\bar{X}_t$ from the SDE with the fact that the martingale term has expectation 0 and applying integration by parts, we have

$$\begin{aligned} \mathbb{E}[\langle [\nabla\Phi * u + \nabla V](\bar{X}_t), d\bar{X}_t \rangle] &= \mathbb{E}[\langle \nabla[\Phi * u + V](\bar{X}_t), -\nabla[V_{true} + \Phi_{true} * u](\bar{X}_t) \rangle] \\ &= \int_{\mathbb{R}^d} \langle \nabla[\Phi * u + V], -u\nabla[V_{true} + \Phi_{true} * u] \rangle dx \\ &= \int_{\mathbb{R}^d} (\Phi * u + V) \nabla \cdot [u\nabla(V_{true} + \Phi_{true} * u)] dx = \int_{\mathbb{R}^d} (\Phi * u + V) (\partial_t u - \nu\Delta u) dx, \end{aligned}$$

where the last equation follows from the Fokker-Planck equation (2.7) with parameters (V_{true}, Φ_{true}) . Combining the above two equations, we obtain (3.15). ■

A.2 Proofs for Section 4

Proof of Proposition 4.2. Note that $\tilde{f} = -\nabla \cdot [u\nabla[\nu h'_*(u) + (\Phi_* - \Phi) * u + V_* - V]] =: -\nabla \cdot [u\nabla F[u]]$, where we set $F[u] = \nu h'_*(u) + (\Phi_* - \Phi) * u + V_* - V$. Then,

$$\begin{aligned} \langle \tilde{f}, v_h[u] \rangle &= \langle -\nabla \cdot [u\nabla F[u]], h'(u) \rangle = \int_{\mathbb{R}^d} u(x) \nabla F[u](x) \cdot \nabla u(x) h''(u(x)) dx \\ &\leq \left(\int_{\mathbb{R}^d} u(x) |\nabla F[u](x)|^2 dx \right)^{1/2} \left(\int_{\mathbb{R}^d} u(x) |\nabla u(x)|^2 h''(u(x))^2 dx \right)^{1/2} < +\infty. \end{aligned}$$

Thus, the Riesz representation theorem gives a data-dependent $h_{\mathcal{D}} \in L^2_{\rho_1}$ such that

$$\begin{aligned} \sum_{l=1}^L \langle \tilde{f}_l, v_h[u_l] \rangle &= \sum_{l=1}^L \langle -\nabla \cdot [u_l \nabla F[u_l]], h'(u_l) \rangle \\ &= \sum_{l=1}^L \int_{\mathbb{R}^d} u_l(x) \nabla F[u_l](x) \cdot \nabla u_l(x) h''(u_l(x)) dx =: \langle h_{\mathcal{D}}, h'' \rangle_{L^2_{\rho_1}}. \end{aligned}$$

Then, we can write the self-test loss function as

$$\mathcal{E}_1(h'') = \sum_{l=1}^L \langle R_h[u_l] - 2\tilde{f}_l, v_h[u_l] \rangle + C_0 = \|h''\|_{L_{\rho_1}^2}^2 - 2\langle h'', h_{\mathcal{D}} \rangle_{L_{\rho_1}^2} + C_0.$$

The Fréchet derivative of \mathcal{E}_1 in terms of the variable h'' is $D_{h''}\mathcal{E}_1(h'') = 2h'' - 2h_{\mathcal{D}}$. Thus, the minimizer of \mathcal{E}_1 is unique and

$$\hat{h}'' = \arg \min_{h'' \in L_{\rho_1}^2} \mathcal{E}_1(h'') = I^{-1}h_{\mathcal{D}},$$

with I being the identity operator on $L_{\rho_1}^2$. Clearly, this inverse problem is well-posed. ■

Proof of Proposition 4.3. First, note that $\tilde{f} = -\nabla \cdot [u\nabla[\nu h'_*(u) - \nu h'(u) + (\Phi_* - \Phi) * u + V_*]] := -\nabla \cdot [u\nabla F[u]]$, where we set $F[u] = \nu h'_*(u) - \nu h'(u) + (\Phi_* - \Phi) * u + V_*$. Thus, the linear term in the loss function is

$$\begin{aligned} \sum_{l=1}^L \langle \tilde{f}_l, v_V[u_l] \rangle &= \sum_{l=1}^L \langle -\nabla \cdot [u_l \nabla F[u_l]], V \rangle \\ &= \sum_{l=1}^L \int_{\mathbb{R}^d} u_l(x) \nabla F[u_l](x) \cdot \nabla V(x) dx =: \langle \vec{V}_{\mathcal{D}}, \nabla V \rangle_{L_{\rho_2}^2}, \end{aligned}$$

where $|\vec{V}_{\mathcal{D}}| \in L_{\rho_2}^2$ by the Riesz representation theorem. In particular, we have $\vec{V}_{\mathcal{D}} = \nabla F[u_l]$ when $F[u_l]$ is independent of l (e.g., when $L = 1$). Then, we can write the self-test loss function as

$$\mathcal{E}_2(\nabla V) = \sum_{l=1}^L \langle R_V[u_l] - 2\tilde{f}_l, V \rangle = \|\nabla V\|_{L_{\rho_2}^2}^2 - 2\langle \nabla V, \vec{V}_{\mathcal{D}} \rangle_{L_{\rho_2}^2} + C_0.$$

Regarding $\mathcal{E}_2(\nabla V)$ as a functional of $\mathbf{v} = \nabla V \in L_{\rho_2}^2(\mathbb{R}^d; \mathbb{R}^d)$, we define $\mathcal{E}_2(\mathbf{v}) = \|\mathbf{v}\|_{L_{\rho_2}^2}^2 - 2\langle \mathbf{v}, \vec{V}_{\mathcal{D}} \rangle_{L_{\rho_2}^2} + C_0$. The Fréchet derivative of \mathcal{E}_2 over $L_{\rho_2}^2(\mathbb{R}^d; \mathbb{R}^d)$ is $D_{\mathbf{v}}\mathcal{E}_2(\mathbf{v}) = 2(\mathbf{v} - \vec{V}_{\mathcal{D}})$. Thus, the minimizer of \mathcal{E}_2 , denoted as $\widehat{\nabla V}$, is unique and satisfies

$$\widehat{\nabla V} = \arg \min_{\nabla V \in L_{\rho_2}^2(\mathbb{R}^d; \mathbb{R}^d)} \mathcal{E}_2(\nabla V) = I^{-1}\vec{V}_{\mathcal{D}},$$

where I is the identity operator in $L_{\rho_2}^2(\mathbb{R}^d; \mathbb{R}^d)$, and the inverse problem is well-posed.

To identify V , we regard the self-loss function

$$\tilde{\mathcal{E}}_2(V) := \mathcal{E}_2(\nabla V) = \|\nabla V\|_{L_{\rho_2}^2}^2 - 2\langle \sum_{l=1}^L \tilde{f}_l, V \rangle_{L^2} + C_0$$

as a functional of V from \mathcal{H}_0 to \mathbb{R} . Using the Poincaré inequality (4.7), we have

$$\int_{\mathbb{R}^d} |V|^2 \rho_2 dx \leq c \int_{\mathbb{R}^d} |\nabla V|^2 \rho_2 dx,$$

where $c > 0$ the Poincare constant. This implies $\|V\|_{\mathcal{H}_0}^2 := \|V\|_{H_{\rho_2}^1}^2 \leq (1+c)\|\nabla V\|_{L_{\rho_2}^2}^2$. Combining this with Hölder's inequality for

$$\left| \left\langle \sum_{l=1}^L \tilde{f}_l, V \right\rangle_{L_{\rho_2}^2} \right| = \left| \langle \nabla V, \vec{V}_{\mathcal{D}} \rangle_{L_{\rho_2}^2} \right| \leq \frac{1}{4(1+c)} \|\nabla V\|_{L_{\rho_2}^2}^2 + C \|\vec{V}_{\mathcal{D}}\|_{L_{\rho_2}^2}^2,$$

so we have

$$\tilde{\mathcal{E}}_2(V) \geq \frac{1}{2(1+c)} \|V\|_{H_{\rho_2}^1}^2 + C_0 - 2C \|\vec{V}_{\mathcal{D}}\|_{L_{\rho_2}^2}^2.$$

Hence the functional $\tilde{\mathcal{E}}_2(V)$ is coercive and uniformly convex on \mathcal{H}_0 , and thus it has a unique minimizer in \mathcal{H}_0 .

The first variation (Gateaux derivative) of $\tilde{\mathcal{E}}_2(V)$, as a functional from $H_{\rho_2}^1(\mathbb{R}^d; \mathbb{R})$ to \mathbb{R}^d , is

$$\left. \frac{d}{d\varepsilon} \right|_{\varepsilon=0} \int |\nabla(V + \varepsilon\tilde{V})|^2_{\rho_2} - 2(V + \varepsilon\tilde{V}) \sum_{l=1}^L \tilde{f}_l \, dx = 2 \int (\nabla V \nabla \tilde{V} \rho_2 - \sum_{l=1}^L \tilde{f}_l \tilde{V}) \, dx = 0,$$

which implies that the unique minimizer \hat{V} satisfies (4.8). ■

Proof of Proposition 4.4. First, write the quadratic term in the loss function (4.10) as

$$\begin{aligned} & \sum_{l=1}^L \int_{\mathbb{R}^d} u_l(x) |\nabla \Phi * u_l(x)|^2 dx = \sum_{l=1}^L \int u_l(x) \int \nabla \Phi(y) u_l(x-y) dy \cdot \int \nabla \Phi(y') u_l(x-y') dy' dx \\ &= \int \int \langle \nabla \Phi(y), \nabla \Phi(y') \rangle_{\mathbb{R}^d} \left[\sum_{l=1}^L \int u_l(x) u_l(x-y) u_l(x-y') dx \right] dy dy' \\ &= \langle \nabla \Phi, L_{\overline{G}} \nabla \Phi \rangle_{L_{\rho_3}^2}, \end{aligned}$$

with $L_{\overline{G}}$ defined in (4.12).

Second, the Riesz representation theorem give a vector-valued function $\vec{\Phi}_{\mathcal{D}} : \mathbb{R}^d \rightarrow \mathbb{R}^d$ such that the linear term in the loss function can be written as

$$\sum_{l=1}^L \int_{\mathbb{R}^d} u_l(x) \nabla F[u_l](x) \cdot \nabla \Phi * u_l(x) dx = \langle \vec{\Phi}_{\mathcal{D}}, \nabla \Phi \rangle_{L_{\rho_3}^2}.$$

Then, we can write the loss function in (4.10) as

$$\mathcal{E}_3(\nabla \Phi) = \langle \nabla \Phi, L_{\overline{G}} \nabla \Phi \rangle_{L_{\rho_3}^2} - 2 \langle \vec{\Phi}_{\mathcal{D}}, \nabla \Phi \rangle_{L_{\rho_3}^2} + C_0. \quad (\text{A.2})$$

Regarding \mathcal{E}_3 as a functional in terms of $\nabla \Phi$, the Fréchet derivative of \mathcal{E}_3 is $D_{\nabla \Phi} \mathcal{E}_3(\nabla \Phi) = 2L_{\overline{G}} \nabla \Phi - 2\vec{\Phi}_{\mathcal{D}}$. Thus, the minimizer of \mathcal{E}_3 is unique in $\text{Null}(L_{\overline{G}})^\perp$ and

$$\widehat{\nabla \Phi} = \arg \min_{\nabla \Phi \in \text{Null}(L_{\overline{G}})^\perp \subset L_{\rho_3}^2} \mathcal{E}_3(\nabla \Phi) = L_{\overline{G}}^{-1} \vec{\Phi}_{\mathcal{D}}, \quad (\text{A.3})$$

where $L_{\overline{G}}^{-1}$ is the pseudo-inverse of the operator $L_{\overline{G}}$. Since the operator $L_{\overline{G}}$ is compact, so $\text{Null}(L_{\overline{G}}) \neq \{0\}$ and the above inverse problem is ill-posed. ■

Proof of Proposition 4.5. Using the loss function in (4.13), we can solve for the estimators from the zeros of the Fréchet derivatives of the loss function with respect to the parameters. Note that

$$\begin{aligned}\langle D_{h''}\mathcal{E}(h'', \nabla V, \nabla\Phi), g_1 \rangle_{L^2_{\rho_1}} &= \langle 2(h'' + M_{hV}\nabla V + M_{h\Phi}\nabla\Phi - h_{\mathcal{D}}, g_1 \rangle_{L^2_{\rho_1}}, \forall g_1 \in L^2_{\rho_1}; \\ \langle D_{\nabla V}\mathcal{E}(h'', \nabla V, \nabla\Phi), \vec{g}_2 \rangle_{L^2_{\rho_2}} &= \langle 2(M_{Vh}h'' + \nabla V + M_{V\Phi}\nabla\Phi - \vec{V}_{\mathcal{D}}, \vec{g}_2 \rangle_{L^2_{\rho_2}}, \forall \vec{g}_2 \in L^2_{\rho_2}; \\ \langle D_{\nabla\Phi}\mathcal{E}(h'', \nabla V, \nabla\Phi), \vec{g}_3 \rangle_{L^2_{\rho_3}} &= \langle 2(M_{\Phi h}h'' + M_{\Phi V}\nabla V + L_{\overline{G}}\nabla\Phi - \vec{\Phi}_{\mathcal{D}}, \vec{g}_3 \rangle_{L^2_{\rho_3}}, \forall \vec{g}_3 \in L^2_{\rho_3},\end{aligned}$$

where the operators M_{ab} are defined from the cross-product terms in the loss function. For example, $\forall g_1 \in L^2_{\rho_1}$, $\vec{g}_2 \in L^2_{\rho_2}$, and $\vec{g}_3 \in L^2_{\rho_3}$,

$$\begin{aligned}\langle M_{hV}\nabla V, g_1 \rangle_{L^2_{\rho_1}} &= \sum_{l=1}^L \int_{\mathbb{R}^d} u_l \nu g_1 \nabla u \cdot \nabla V dx; \\ \langle M_{Vh}h'', \vec{g}_2 \rangle_{L^2_{\rho_2}} &= \sum_{l=1}^L \int_{\mathbb{R}^d} u_l \nu h'' \nabla u \cdot \vec{g}_2; \\ \langle M_{V\Phi}\nabla\Phi, \vec{g}_2 \rangle_{L^2_{\rho_2}} &= \sum_{l=1}^L \int_{\mathbb{R}^d} u_l \vec{g}_2 \cdot \nabla\Phi * u_l dx; \\ \langle M_{\Phi V}\nabla V, \vec{g}_3 \rangle_{L^2_{\rho_3}} &= \sum_{l=1}^L \int_{\mathbb{R}^d} u_l \nabla V \cdot \vec{g}_3 * u_l dx.\end{aligned}$$

In particular, since

$$\begin{aligned}\langle M_{hV}\vec{b}, g_1 \rangle_{L^2_{\rho_1}} &= \langle M_{Vh}g_1, \vec{b} \rangle_{L^2_{\rho_2}}, \quad \forall \vec{b} \in L^2_{\rho_2}, g_1 \in L^2_{\rho_1}, \\ \langle M_{\Phi V}\vec{g}_2, \vec{g}_3 \rangle_{L^2_{\rho_3}} &= \langle M_{V\Phi}\vec{g}_3, \vec{g}_2 \rangle_{L^2_{\rho_2}}, \quad \forall \vec{g}_2 \in L^2_{\rho_2}, \vec{g}_3 \in L^2_{\rho_3},\end{aligned}$$

we have joint operators $M_{hV}^* = M_{Vh}$ and $M_{\Phi V}^* = M_{V\Phi}$ with operator norms satisfying $\|M_{hV}\| \leq 1$ and $\|M_{\Phi V}\| \leq \|L_{\overline{G}}\|^{1/2}$. Then, the joint estimator solves the system

$$\begin{pmatrix} I_{L^2_{\rho_1}} & M_{hV} & M_{h\Phi} \\ M_{Vh} & I_{L^2_{\rho_2}} & M_{V\Phi} \\ M_{\Phi h} & M_{\Phi V} & L_{\overline{G}} \end{pmatrix} \begin{pmatrix} h'' \\ \nabla V \\ \nabla\Phi \end{pmatrix} = \begin{pmatrix} h_{\mathcal{D}} \\ \vec{V}_{\mathcal{D}} \\ \vec{\Phi}_{\mathcal{D}} \end{pmatrix}. \quad (\text{A.4})$$

The Hessian (the second variation) of the loss function is the operator on the left-hand-side of (A.4), and denote it by $A : L^2_{\rho_1}(\mathbb{R}^+) \otimes L^2_{\rho_2}(\mathbb{R}^d) \otimes L^2_{\rho_3}(\mathbb{R}^d) \rightarrow L^2_{\rho_1}(\mathbb{R}^+) \otimes L^2_{\rho_2}(\mathbb{R}^d) \otimes L^2_{\rho_3}(\mathbb{R}^d)$. The operator A is self-adjoint and semi-positive definite.

We show first that $\phi = (0, \mathbf{c}, -\mathbf{c})$ with a nonzero $\mathbf{c} \in \mathbb{R}^d$ is an eigenfunction of A corresponding to the zero eigenvalue. Note that by definition, $\langle M_{V\Phi}\mathbf{c}, \mathbf{c} \rangle_{L^2_{\rho_2}} = \sum_{l=1}^L \int_{\mathbb{R}^d} u_l \mathbf{c} \cdot \mathbf{c} * u_l dx = \|\mathbf{c}\|^2$ and similarly, $\langle M_{\Phi V}\mathbf{c}, \mathbf{c} \rangle_{L^2_{\rho_3}} = \|\mathbf{c}\|^2$. Meanwhile, we have $L_{\overline{G}}\mathbf{c} = \iint \frac{G(y, y')}{\rho_3(y)} \mathbf{c} dy' dy = \mathbf{c}$ by the definition of G . It follows that

$$\begin{aligned}\langle A\phi, \phi \rangle_{L^2_{\rho_1} \otimes L^2_{\rho_2} \otimes L^2_{\rho_3}} &= \left\langle \begin{pmatrix} M_{hV}\mathbf{c} - M_{h\Phi}\mathbf{c} \\ I_{L^2_{\rho_2}}\mathbf{c} - M_{V\Phi}\mathbf{c} \\ M_{\Phi V}\mathbf{c} - L_{\overline{G}}\mathbf{c} \end{pmatrix}, \begin{pmatrix} 0 \\ \mathbf{c} \\ -\mathbf{c} \end{pmatrix} \right\rangle_{L^2_{\rho_1} \otimes L^2_{\rho_2} \otimes L^2_{\rho_3}} \\ &= \langle I_{L^2_{\rho_2}}\mathbf{c} - M_{V\Phi}\mathbf{c}, \mathbf{c} \rangle_{L^2_{\rho_2}} - \langle M_{\Phi V}\mathbf{c} - L_{\overline{G}}\mathbf{c}, \mathbf{c} \rangle_{L^2_{\rho_3}} = 0.\end{aligned}$$

Lastly, note that for $\phi_n = (0, 0, \psi_n)$, where ψ_n is an eigenfunction of $L_{\overline{G}}$ such that $L_{\overline{G}}\psi_n = \lambda_n\psi_n$, we have $\langle A\phi_n, \phi_n \rangle = \lambda_n$, where $\lambda_n \rightarrow 0$ as $n \rightarrow \infty$ since $L_{\overline{G}}$ is compact. Thus, the loss function is not uniformly convex, and the joint estimation is ill-posed. ■

A.3 Derivation details for Section 5.2

Derivation of Eq.(5.3). Using the facts that $\nabla\Phi(|x|) = \phi(|x|)\frac{x}{|x|}$ and

$$\nabla\Phi * u(x) = \int_{\mathbb{R}} \phi(|y|)\frac{y}{|y|}u(x-y)dy = \int_0^\infty \phi(r)[u(x-r) - u(x+r)]dr,$$

along with the notation $\delta u(x, r; t)$ in (5.4), we can write the integrals as

$$\begin{aligned} \int_{\mathbb{R}} u|\nabla\Phi * u|^2 dxdt &= \int_0^\infty \int_0^\infty \phi(r)\phi(s) \int_{\mathbb{R}} u(x)\delta u(x, r)\delta u(x, s) dxdrdsdt, \\ &= \int_0^\infty \int_0^\infty \phi(r)\phi(s)G(r, s)drds = \int_0^\infty \int_0^\infty \phi(r)\phi(s)\overline{G}(r, s)\dot{\rho}(r)\dot{\rho}(s)drds. \end{aligned}$$

where the integral kernels $G, \overline{G} : \mathbb{R}_+ \times \mathbb{R}_+ \rightarrow \mathbb{R}$ are defined in (5.5).

Also, denoting $F(x) = \int_0^x f(y)dy$ and using integration by parts with the fact that $\Phi * u(10) = \Phi * u(0) = 0$, we have

$$\begin{aligned} \int_{\mathbb{R}} f(x)\Phi * u(x)dx &= F(x)\Phi * u(x)|_0^{10} - \int_0^2 \phi(r) \int_0^{10} F(x)[u(x-r) - u(x+r)] dx dr \\ &= \int_0^2 \phi(r)F_{f,u}(r) dr, \end{aligned}$$

where $F_{f,u}(r) := -\int_0^{10} F(x)[u(x-r) - u(x+r)] dx$. Combining the above equations together, we obtain (5.3). ■

References

- [1] Gang Bao, Xiaojing Ye, Yaohua Zang, and Haomin Zhou. Numerical solution of inverse problems by weak adversarial networks. *Inverse Problems*, 36(11):115003, 2020.
- [2] José A Carrillo, Katy Craig, and Yao Yao. Aggregation-diffusion equations: dynamics, asymptotics, and singular limits. In *Active Particles, Volume 2*, pages 65–108. Springer, 2019.
- [3] Neil K Chada, Qunjun Lang, Fei Lu, and Xiong Wang. A data-adaptive prior for Bayesian learning of kernels in operators. *arXiv preprint arXiv:2212.14163*, 2022.
- [4] Kathleen Champion, Bethany Lusch, J Nathan Kutz, and Steven L Brunton. Data-driven discovery of coordinates and governing equations. *Proceedings of the National Academy of Sciences*, 116(45):22445–22451, 2019.
- [5] Timothy Dozat. Incorporating Nesterov momentum into Adam. *ICLR 2016 workshop*, 2016.
- [6] Han Gao, Matthew J Zahr, and Jian-Xun Wang. Physics-informed graph neural galerkin networks: A unified framework for solving pde-governed forward and inverse problems. *Computer Methods in Applied Mechanics and Engineering*, 390:114502, 2022.
- [7] Yuan Gao, Jian-Guo Liu, Jianfeng Lu, and Jeremy L Marzuola. Analysis of a continuum theory for broken bond crystal surface models with evaporation and deposition effects. *Nonlinearity*, 33(8):3816, 2020.
- [8] Yuan Gao, Jian-Guo Liu, and Xin Yang Lu. Gradient flow approach to an exponential thin film equation: global existence and latent singularity. *ESAIM: Control, Optimisation and Calculus of Variations*, 25:49, 2019.

- [9] William Gilpin, Yitong Huang, and Daniel B Forger. Learning dynamics from large biological data sets: machine learning meets systems biology. *Current Opinion in Systems Biology*, 22:1–7, 2020.
- [10] Boumediene Hamzi and Houman Owhadi. Learning dynamical systems from data: A simple cross-validation perspective, part i: Parametric kernel flows. *Physica D: Nonlinear Phenomena*, 421:132817, 2021.
- [11] Per Christian Hansen. The L-curve and its use in the numerical treatment of inverse problems. In *Computational Inverse Problems in Electrocardiology*, ed. P. Johnston, *Advances in Computational Bioengineering*, pages 119–142. WIT Press, 2000.
- [12] Victor Isakov. *Inverse problems for partial differential equations*, volume 127. Springer, 2006.
- [13] Pierre-Emmanuel Jabin and Zhenfu Wang. Mean field limit and propagation of chaos for Vlasov systems with bounded forces. *Journal of functional analysis*, 271(12):3588–3627, 2016.
- [14] Pierre-Emmanuel Jabin and Zhenfu Wang. Mean field limit for stochastic particle systems. In *Active Particles, Volume 1*, pages 379–402. Springer, 2017.
- [15] Quanjun Lang and Fei Lu. Identifiability of interaction kernels in mean-field equations of interacting particles. *arXiv preprint arXiv:2106.05565*, 2021.
- [16] Quanjun Lang and Fei Lu. Learning interaction kernels in mean-field equations of first-order systems of interacting particles. *SIAM Journal on Scientific Computing*, 44(1):A260–A285, 2022.
- [17] Zichao Long, Yiping Lu, Xianzhong Ma, and Bin Dong. PDE-Net: Learning PDEs from Data. In *Proceedings of the 35th International Conference on Machine Learning*, volume 80, page 9. PMLR, 2018.
- [18] Fei Lu, Quanjun Lang, and Qingci An. Data adaptive RKHS Tikhonov regularization for learning kernels in operators. *Proceedings of Mathematical and Scientific Machine Learning*, PMLR 190:158–172, 2022.
- [19] Fei Lu, Mauro Maggioni, and Sui Tang. Learning interaction kernels in heterogeneous systems of agents from multiple trajectories. *Journal of Machine Learning Research*, 22(32):1–67, 2021.
- [20] Fei Lu, Mauro Maggioni, and Sui Tang. Learning interaction kernels in stochastic systems of interacting particles from multiple trajectories. *Foundations of Computational Mathematics*, pages 1–55, 2021.
- [21] Fei Lu, Ming Zhong, Sui Tang, and Mauro Maggioni. Nonparametric inference of interaction laws in systems of agents from trajectory data. *Proc. Natl. Acad. Sci. USA*, 116(29):14424–14433, 2019.
- [22] Daniel A Messenger and David M Bortz. Weak sindy for partial differential equations. *Journal of Computational Physics*, 443:110525, 2021.
- [23] Daniel A Messenger and David M Bortz. Weak sindy: Galerkin-based data-driven model selection. *Multiscale Modeling & Simulation*, 19(3):1474–1497, 2021.
- [24] Bernt Øksendal. *Stochastic differential equations: an introduction with applications*. Springer Science & Business Media, New York, 6th edition, 2013.
- [25] Houman Owhadi and Gene Ryan Yoo. Kernel flows: From learning kernels from data into the abyss. *Journal of Computational Physics*, 389:22–47, 2019.

- [26] Hayden Schaeffer. Learning partial differential equations via data discovery and sparse optimization. *Proceedings of the Royal Society A: Mathematical, Physical and Engineering Sciences*, 473(2197):20160446, 2017.
- [27] Ronald W Schafer. What is a savitzky-golay filter?[lecture notes]. *IEEE Signal processing magazine*, 28(4):111–117, 2011.
- [28] Lawrence F Shampine. Vectorized adaptive quadrature in matlab. *Journal of Computational and Applied Mathematics*, 211(2):131–140, 2008.
- [29] Wenxiang Song, Shijie Jiang, Gustau Camps-Valls, Mathew Williams, Lu Zhang, Markus Reichstein, Harry Vereecken, Leilei He, Xiaolong Hu, and Liangsheng Shi. Towards data-driven discovery of governing equations in geosciences. *Communications Earth & Environment*, 5(1):589, 2024.
- [30] Yang Song, Jascha Sohl-Dickstein, Diederik P Kingma, Abhishek Kumar, Stefano Ermon, and Ben Poole. Score-based generative modeling through stochastic differential equations. In *International Conference on Learning Representations*, 2021.
- [31] Robert Stephany and Christopher Earls. Weak-pde-learn: A weak form based approach to discovering pdes from noisy, limited data. *Journal of Computational Physics*, 506:112950, 2024.
- [32] Cédric Villani. *Topics in optimal transportation*, volume 58. American Mathematical Soc., 2003.
- [33] Liu Yang, Constantinos Daskalakis, and George E Karniadakis. Generative ensemble regression: Learning particle dynamics from observations of ensembles with physics-informed deep generative models. *SIAM Journal on Scientific Computing*, 44(1):B80–B99, 2022.
- [34] Rentian Yao, Xiaohui Chen, and Yun Yang. Mean-field nonparametric estimation of interacting particle systems. In *Conference on Learning Theory*, pages 2242–2275. PMLR, 2022.
- [35] Yaohua Zang, Gang Bao, Xiaojing Ye, and Haomin Zhou. Weak adversarial networks for high-dimensional partial differential equations. *Journal of Computational Physics*, 411:109409, 2020.