

PerLA : Perceptive 3D language assistant

Guofeng Mei^{1,†} Wei Lin² Luigi Riz¹ Yujiao Wu³ Fabio Poiesi¹ Yiming Wang¹
¹Fondazione Bruno Kessler, Italy ²JKU Linz, Austria ³CSIRO, Australia

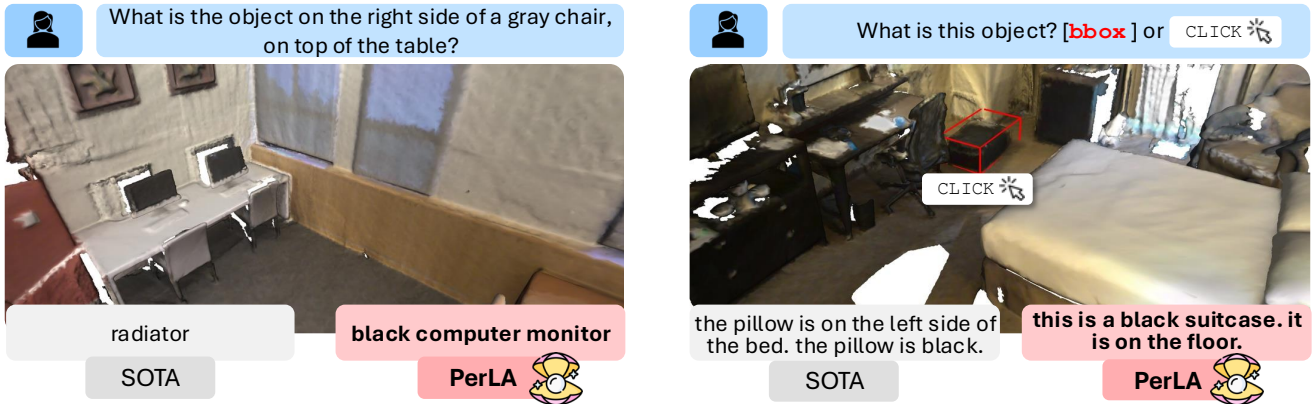


Figure 1. PerLA is a 3D language assistant that integrates local details with global context to learn informative representations of 3D scenes, whereas state-of-the-art (SOTA) 3DLAs focus solely on global context information. PerLA can provide more accurate responses, correctly distinguishing between objects such as a “black computer monitor” and a “black suitcase,” where SOTA models instead fail with hallucinated responses. Examples in figures show cases where capturing details from the point cloud matters for accurate output captions.

Abstract

Enabling Large Language Models (LLMs) to understand the 3D physical world is an emerging yet challenging research direction. Current strategies for processing point clouds typically downsample the scene or divide it into smaller parts for separate analysis. However, both approaches risk losing key local details or global contextual information. In this paper, we introduce PerLA, a 3D language assistant designed to be more perceptive to both details and context, making visual representations more informative for the LLM. PerLA captures high-resolution (local) details in parallel from different point cloud areas and integrates them with (global) context obtained from a lower-resolution whole point cloud. We present a novel algorithm that preserves point cloud locality through the Hilbert curve and effectively aggregates local-to-global information via cross-attention and a graph neural network. Lastly, we introduce a novel loss for local representation consensus to promote training stability. PerLA outperforms state-of-the-art 3D language assistants, with gains of up to +1.34 CiDER on ScanQA for question answering, and +4.22 on ScanRefer and +3.88 on Nr3D for dense captioning.¹

¹Project page: <https://gfmei.github.io/PerLA/>

1. Introduction

3D language assistants (3DLAs) jointly process natural language and 3D data to achieve 3D scene understanding, such as recognizing object categories, locations, appearances, and relationships, without requiring specialized models for each recognition task [9, 11, 21]. These capabilities are primarily powered by Large Language Models (LLMs) trained in large text corpora [51]. These approaches can aggregate multi-view features [21] or process point clouds [9] to generate 3D representations, which are in turn converted to tokens for the LLM [51, 62]. However, extracting multi-view representations is computationally costly and often fails to capture essential geometric properties [21]. Directly processing point clouds can yield more accurate results, yet it is even more computationally costly than handling multi-view data, as point clouds typically have rather large cardinalities [56]. To address this, the point cloud cardinality can be reduced via downsampling [8, 9]. However, as with images [33], downsampling can compromise downstream task performance due to the reduced model’s ability to perceive fine details of 3D scenes [44].

Fig. 1 illustrates two cases where our approach can accu-

[†]Corresponding author: gmei@fbk.eu

rately capture details and describe small objects within large scenes, while a state-of-the-art method hallucinates object details [9]. Although fine-grained attributes are critical for performance, directly extracting detailed information from high-resolution 3D data for 3DLAs remains underexplored.

In this work, we aim to enhance 3DLAs’ ability to perceive finer details in point clouds in order to execute downstream tasks more accurately. While increasing the number of visual tokens as the point cloud grows in size seems the straightforward solution, our empirical study (Tab. 3) shows that this solution has limited effectiveness in capturing scene details and it just increases computational burden. To address this, we propose PerLA, a novel 3DLA with a perceptive 3D scene encoder that captures detailed point cloud information, allowing the language model to generate *more accurate responses without processing additional tokens*. PerLA first divides the complete 3D scene into non-overlapping local parts to be processed in parallel, then integrates this local information with the global context obtained from a lower-resolution representation of the entire point cloud. Although dividing visual input has gained popularity in image processing [32], it has not yet been applied to point clouds. Processing point clouds presents unique challenges beyond those of images, as it requires handling an unordered set of points rather than rasterized pixels. To address these challenges, we serialize and partition the point cloud before encoding using a Hilbert curve approach [47], which efficiently preserves locality. We then combine local and global information through an efficient Hilbert curve-based k -NN search and aggregate this information via a novel cross-attention module and Graph Convolutional Network (GCN) to generate highly informative point-level representations for the LLM. Lastly, we train PerLA with a novel loss function designed to promote consensus on local representation, addressing the issue of divergent representations during local-to-global aggregation. We validate our approach on the question answering benchmark ScanQA [2], and the 3D dense captioning benchmarks ScanRefer [6] and Nr3D [1] to demonstrate the effectiveness of PerLA. PerLA demonstrates high transferability on both tasks of 3D question answering and 3D dense captioning, achieving state-of-the-art performance. In summary, our contributions are:

- We present a novel perceptive 3D encoder to preserve local and global information for 3D language assistant.
- We introduce an efficient approach based on Hilbert curve k -NN search and cross attention to aggregate local and global information at point level.
- We propose a novel algorithm based on Graph Neural Network to refine and enhance aggregated information.
- We introduce a novel loss objective to enable local representation consensus for local-to-global information aggregation.

2. Related work

3D language understanding involves understanding 3D scenes by describing or answering to scene-relevant questions in the format of natural language. Examples of typical downstream tasks include *3D Dense Captioning* [8, 12, 53], and *3D Question Answering* [2, 36, 61, 63]. *3D Dense Captioning* consists of 3D localization of object instances, and textual descriptions of each object instance [4, 8, 10, 12]. *3D Question Answering* requires the model equipped with a language decoder to answer questions regarding the visual context in the given 3D scene [2, 41]. Several works focus on addressing the problems of 3D-language pre-alignment [13, 25], or designing adapter layers [9, 21], or building 3D synthetic data [60]. In contrast, our work focuses on designing an encoding approach that can enhance 3D-language understanding by capturing fine-grained details.

3D language assistants (3DLAs) can be roughly categorized into two types: object-level 3DLAs [43, 50, 57] and scene-level 3DLAs [9, 21, 55, 65]. Object-level 3DLAs learn from large 3D object datasets [15] to connect object-level 3D representation with language models. However, they underperform in compositional reasoning in complex 3D scenes with numerous objects. Scene-level 3DLAs, such as 3D-LLM [21], LLaVA-3D [65], Chat-3D [55], and LL3DA [9] enable scene understanding via the interaction with objects. Because 3D data is orders of magnitude less than 2D data, existing 3DLAs address such lack of data by leveraging pre-trained 2D Large Multimodal Models (LMMs) [21, 65], or data-efficient training recipes [9, 55]. 3D-LLM [21] leverages 2D pre-trained representations of rendered multi-view images to construct 3D representations and 2D VLMs as backbones. LLaVA-3D [65] adapts LLaVA [33] for 3D scene understanding by associating 2D patch representations with their positions in 3D space. Chat-Scene [22] improves the referencing and grounding capability and models scene representations as a sequence of object-level representations. LL3DA [9] extracts point-level representations from a downsampled 3D scene, and includes both interaction prompts and textual instructions to resemble human interactions with the 3D environment. Orthogonal to the efforts of aligning 3D-language with limited 3D data in existing 3DLAs, PerLA aims to improve the capability of 3DLAs in perceiving scene details.

Visual perception enhancement on multimodal models. Multi-granularity representation learning has been explored in 2D multimodal models [5, 18, 20, 26, 46, 48, 59], showing that combining local and global views yields more informative representations than relying on a single global view. Mini-Gemini [29] introduces a dual vision encoder setup using CLIP ViT [45] and ConvNeXt [34] to process low- and high-resolution views of an input image. Models in the LLaVA-Next series [27, 32, 58] and InternLM-

XComposer2 [17] use an additional branch to handle view partitions, increasing the number of visual tokens and preserving more fine-grained visual details compared to language-vision models with a single global view branch. In the 3D domain, Scene-LLM [19] and Segment3D [23] improve segmentation accuracy by transferring semantic details from multi-view images to point clouds. While extensive work has been done to enhance perception in 2D models and transfer multi-view image information into 3D, methods for preserving detailed representations from point clouds in 3DLAs remain underexplored. Our method aims to address this gap by preserving both global and local visual information to enhance 3D perception.

3. Perceptive 3D language assistant (PerLA)

PerLA takes as inputs *i*) a text prompt in natural language, *ii*) the 3D scene in the form of a point cloud, and *iii*) a visual prompt provided as either a user click or a bounding box. The text prompt is processed by a *text prompt encoder* to produce text representations, which are then input to both the *Large Language Model* (LLM) and the *multimodal adapter* (MMA). The text encoder is a transformer based on BLIP-2 [28]. The point cloud is processed by our *perceptive scene encoder*, which generates scene representations that feed into both the MMA and the subsequent encoder. We will detail the perceptive scene encoder in the next sections. The visual prompt is processed by the *visual prompt encoder*, which, by combining the perceptive scene encoder’s representations, outputs scene representations that are further processed by the MMA. For more details on visual prompts, please refer to Supp. Mat. The MMA takes as input these multimodal representations and outputs tokens for the LLM. The MMA is implemented as a Q-former [28]. MMA’s output is projected into the LLM’s representation space through linear projector. Lastly, these projected representations are processed by the LLM to generate the output response. We train PerLA using data provided by [21] and finetune it for each downstream task. Fig. 2 illustrates our approach.

Formally, let $\mathcal{P} = \{(\mathbf{p}_i \in \mathbb{R}^3, \mathbf{f}_i \in \mathbb{R}^{d_0}) \mid i = 1, 2, \dots, N\}$ denote PerLA’s input point cloud, where \mathbf{p}_i is a point coordinate, \mathbf{f}_i is a d_0 -dimensional feature vector (e.g., color or normal vector) corresponding to \mathbf{p}_i , and N is the number of points (cardinality). Let \mathcal{I}^t and \mathcal{I}^v denote the input text prompt and visual prompt, respectively. Based on these inputs, PerLA (denoted as Φ) generates a free-form natural language response \mathcal{O}^t for various 3D-related tasks.

3.1. Perceptive scene encoder

To compute point-level representations through the scene encoder, \mathcal{P} is typically downsampled into super-points using Farthest Point Sampling (FPS) [8, 9]. However, downsampling and using only \mathcal{P} may hinder the encoder to

capture fine-grained details, thus affecting performance in downstream 3D scene understanding tasks. Our proposed perceptive scene encoder is designed to preserve such scene details without increasing the number of tokens or the representation dimensions of the 3D scene. We propose to split \mathcal{P} into parts, and employ a pre-trained 3D scene encoder to encode these parts and the whole point cloud separately. We then aggregate the output representations from these different pieces into a single (highly-informative) representation using a cross-attention-based module and Graph Convolutional Network (GCN).

Hilbert-based scene partitioning. We partition \mathcal{P} into L equally-sized parts, each containing the same number of points, $\lfloor \frac{N}{L} \rfloor$, where $\lfloor \cdot \rfloor$ denotes the greatest integer less than or equal to its argument. Enforcing equal cardinality across parts allows for spatially smaller parts in highly structured regions (areas with more semantic information) and spatially larger parts in less structured regions (areas with less semantic information). To achieve this, we adopt a Hilbert curve approach [47] to efficiently serialize the point cloud and partition it into parts [30, 54, 56].

Global and partial scene encoding. Both full-scene point cloud and the partial-scene point clouds are encoded separately by the same pre-trained 3D scene encoder ϕ . The 3D scene encoder ϕ downsamples the input point cloud into super-points using Farthest Point Sampling (FPS) [38] and produces a representation for each super-point. The representation of the full scene, *i.e.* the global representation, encode the overall scene context, while the representations of the partial scenes, *i.e.* the local representations, encode scene details. Let $\mathcal{P}^g = \{\mathbf{p}_i^g \in \mathbb{R}^3\}_{i=1}^M$ denote the downsampled full-scene point cloud composed of M points, and $\mathcal{F}^g = \{\mathbf{f}_i^g \in \mathbb{R}^d\}_{i=1}^M$ the associated global representations. Let $\mathcal{P}^l = \{\mathbf{p}_i^l \in \mathbb{R}^3\}_{i=1}^{L \cdot M}$ denote the set of downsampled partial-scene point clouds, and $\mathcal{F}^l = \{\mathbf{f}_i^l \in \mathbb{R}^d\}_{i=1}^{L \cdot M}$ the associated local representations. Note that, we aggregate all the points of the downsampled partial-scene point clouds into the single set \mathcal{P}^l , and both the full-scene and the partial-scenes are downsampled to the same number of super-points M . The representations \mathcal{F}^l provide a more detailed view of the scene, as they are derived from the same number of points downsampled from smaller, localized regions, resulting in higher resolution compared to the global versions. Yet, their semantic visibility is focused within each local part. In the following steps, we aggregate local and global information, to enrich the representations with details within the scene context.

Hilbert-based nearest-neighbor search. In order to enhance global representations through local representations, we need to first find the correspondences among them, *i.e.* which super-points of partial-scene point clouds are spatially neighbors with super-points of the full-scene point cloud. This can be done via k -NN search. However, tradi-

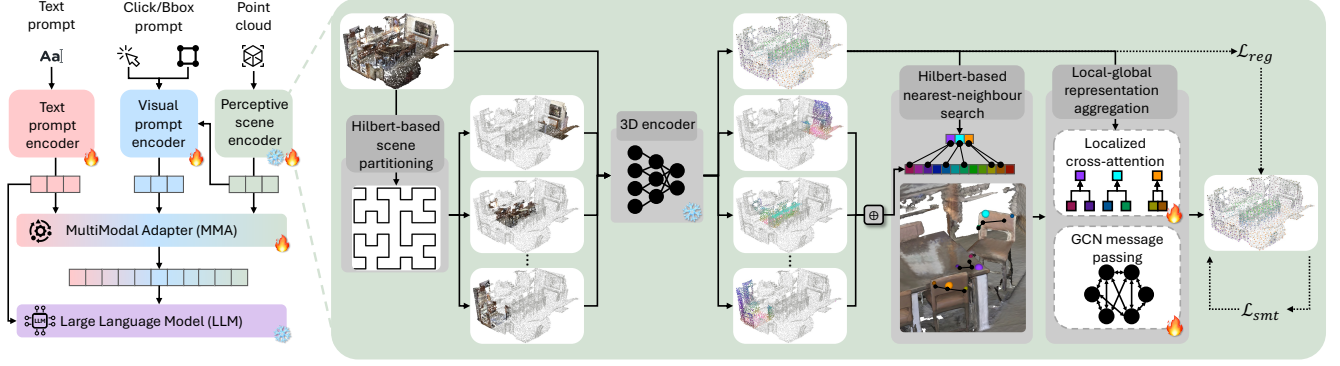


Figure 2. Overview of PerLA. (Left): The overall pipeline of PerLA, which begins by extracting interaction-aware 3D scene representations. These representations are then projected onto the prefix of textual instructions via MMA, serving as input to a frozen language model (LLM). (Right): The detailed design of PerLA. First, the 3D scene is divided into spatially compact regions using Hilbert-based scene serialization [47]. Next, an efficient k -NN algorithm associates each point-level global representation with its detail-enriched local representations, creating a comprehensive scene representation through a Graph Convolutional Network (GCN). Finally, smoothness and regularization losses are applied to promote stable learning for the proposed perceptive scene encoder.

tional k -NN searches can be computationally intensive on large-scale or high-resolution point clouds. To address this, we approximate k -NN with an efficient neighbor-mapping technique using Hilbert-serialized point clouds, which enhances query speed while reducing computational complexity. With serialized point clouds, we can leverage point indices to perform k -NN searches with $O(1)$ complexity [56].

Specifically, we first serialize the union $\mathcal{P}^g \cup \mathcal{P}^l$ using Hilbert curve ordering. Then, for each $\mathbf{p}_i^g \in \mathcal{P}^g$, we identify the k nearest super-points within \mathcal{P}^l based on the serialized indexes. Let $\mathcal{P}_{k_i}^l$ denote the set of k nearest local super-points to the global super-point \mathbf{p}_i^g . Consequently, $\mathcal{F}_{k_i}^l$ are the representations of the super-points in $\mathcal{P}_{k_i}^l$.

Local-global representation aggregation. We make global representations more informative by combining them with information from local representations. To enable this, we present a novel two-step aggregation technique. In the first step, we employ a novel cross-attention algorithm between local and global representations using neighborhood information to update global representations, which we term as *localized cross-attention*. In the second step, we refine global representations through a Graph Convolutional Network based formulation based on message passing, which we term as *GCN message passing* (Fig. 2).

Localized cross-attention operates with a learning-based weighting mechanism that is a function of the representations and relative positions of global super-points and their associated local neighbors. We constrain cross-attention to local neighborhood regions because *i)* limiting the number of points reduces computational complexity, and *ii)* neighbors of a given point are likely to belong to the same object. Specifically, for each point \mathbf{p}_i^g and its nearest-neighbors $\mathcal{P}_{k_i}^l$, their relative position embedding \mathcal{R}_i are extracted as

$$\mathcal{R}_i = \{\mathcal{R}_{ij} = \text{pos}((\mathbf{p}_i^g - \mathbf{p}_j^l) / \sigma) \in \mathbb{R}^d\}_{j=1}^{K^l}, \quad (1)$$

where $\sigma > 0$ is a learnable parameter that controls the relative position scaling, and $\text{pos}(\cdot)$ is the 3D Fourier positional embedding [49] operation, which satisfies:

$$\text{pos}(\mathbf{x}) = [\sin(2\pi\mathbf{x} \cdot \mathbf{B}); \cos(2\pi\mathbf{x} \cdot \mathbf{B})], \quad (2)$$

where $\mathbf{B} \in \mathbb{R}^{3 \times (d/2)}$ is a learnable matrix. We update the global representations through cross-attention as follows

$$\begin{aligned} \mathbf{s}_{ij} &= (W_q \mathbf{f}_i^g)^\top (W_k (\mathbf{f}_j^l + W_r \mathcal{R}_{ij})) / \sqrt{d}, \\ \mathbf{s}_i &= \{\mathbf{s}_{ij}\}_{j=1}^{K^l}, \mathbf{w}_i = \text{softmax}(\mathbf{s}_i), \\ \hat{\mathbf{f}}_i^g &= \mathbf{f}_i^g + \mathbf{w}_i (W_v (\mathcal{F}_{k_i}^l + \mathcal{R}_i)), \end{aligned} \quad (3)$$

where $\hat{\mathbf{f}}_i^g$ are the updated representations, and W_q, W_k, W_v, W_r are projection parameter matrices. Let $\hat{\mathcal{F}}^g = \{\hat{\mathbf{f}}_i^g\}_{i=1}^M$ denote the set of $\hat{\mathbf{f}}_i^g$.

GCN message passing further refines $\hat{\mathcal{F}}^g$ by aggregating information from neighboring global super-points. Let $\mathcal{G}^g = \{\mathcal{P}^g, \mathcal{W}^g\}$ be a k -NN graph, where \mathcal{P}^g is the set of the vertices, i.e. global super-points, and $\mathcal{W}^g \in \mathbb{R}^{N \times N}$ is the adjacency matrix defining the edges. The construction of the adjacency matrix uses the similarity between super-point representations \mathcal{F}^G . Note that we use the (original) global representations to define the adjacency matrix because we empirically experienced more stability in training as opposed to using the updated global representation, likely due to the fact that they change value during training. The adjacency matrix \mathcal{W}^g with elements \mathcal{W}_{ij}^g is defined as

$$\mathcal{W}_{ij}^g = \begin{cases} \frac{\mathbf{f}_i^g \cdot \mathbf{f}_j^g}{\|\mathbf{f}_i^g\| \|\mathbf{f}_j^g\|} \cdot (\mathbf{f}_i^g \cdot \mathbf{f}_j^g > 0), & \text{if } p_j^g \in k\text{-NN}(p_i^g), \\ 0, & \text{otherwise.} \end{cases}$$

Lastly, we perform one-time GCN message passing (MP) on the graph \mathcal{G}^g to obtain an updated feature matrix $\hat{\mathcal{F}}^g$.

Let $\tilde{\mathcal{W}}^g$ be the symmetrically normalized adjacency matrix of \mathcal{W}^g by $\tilde{\mathcal{W}}^g = \mathbf{D}^{-\frac{1}{2}} \mathcal{W}^g \mathbf{D}^{-\frac{1}{2}} \in \mathbb{R}^{M \times M}$ where \mathbf{D} is the diagonal degree matrix of \mathcal{W}^g .

$$\hat{\mathcal{F}}^g \leftarrow \text{ReLU} \left(W_m \left(\tilde{\mathcal{W}}^g \hat{\mathcal{F}}^g \right) + W_s \hat{\mathcal{F}}^g \right) \quad (4)$$

where W_m and W_s are trainable parameters. This MP layer structure allows each node to aggregate information from its neighbors while also preserving its own feature representation (via the skip connection).

3.2. Learning with local representation consensus

The main learning objective encourages the model to generate outputs that are close to the target responses in the training dataset. This objective is typically expressed as a per-token cross-entropy loss \mathcal{L}_{pred} [9, 21] (see details in our Supp. Mat.). We found that adding a consensus term to \mathcal{L}_{pred} that encourages local regularization of representations improves training stability. Firstly, points belonging to the same object (*i.e.* local neighborhoods) should share similar aggregated representations. Secondly, aggregated super-point representations should remain close to their original point representations to preserve context knowledge. Our novel consensus loss \mathcal{L}_{con} is defined as

$$\begin{aligned} \mathcal{L}_{con} &= \mathcal{L}_{smt} + \mu \mathcal{L}_{reg}, \\ \mathcal{L}_{smt} &= \sum_{i=1}^N \sum_{j=1}^N \mathcal{W}_{ij}^g \left\| \frac{\hat{\mathbf{f}}_i^g}{\sqrt{d_i}} - \frac{\hat{\mathbf{f}}_j^g}{\sqrt{d_j}} \right\|, \\ \mathcal{L}_{reg} &= \sum_{i=1}^N \left\| \hat{\mathbf{f}}_i^g - \mathbf{f}_i^g \right\|, \end{aligned} \quad (5)$$

where $d_k = \sum_l \mathcal{W}_{kl}^g$ is the diagonal matrix representing row-wise sums of \mathcal{W}^g . The first term \mathcal{L}_{smt} enforces spatial connectivity by promoting similarity among fused representations of points within the same object, addressing the first attribute. \mathcal{L}_{reg} is a regularization term that promotes the learned representations stay close to the original global representations. μ is a hyperparameter. The overall loss \mathcal{L} , is a weighted sum of \mathcal{L}_{pred} and \mathcal{L}_{con}

$$\mathcal{L} = \lambda \mathcal{L}_{con} + \mathcal{L}_{pred}, \quad (6)$$

where λ is the balance hyperparameter. By jointly training with these two loss terms, we encourage the model to learn more object-aware representations and enhance its ability to extract finer details. This approach also preserves global context information, which is essential for capturing spatial relationships between different objects.

During inference, we use beam search to predict response \mathcal{O}^t that maximizes the following objective:

$$\mathcal{O}^t = \arg \max_{\mathcal{O}} \Phi(\mathcal{O} | \mathcal{P}, \mathcal{I}^t, \mathcal{I}^v). \quad (7)$$

where we set a beam size of 4.

4. Experiments

We evaluate PerLA on 3D Question Answering and 3D Dense Captioning downstream tasks, and compare its performance with state-of-the-art methods from the literature.

Datasets. We conduct experiments using the ScanNet dataset [14], which encompasses 1,201 training and 312 validation scenes, featuring diverse and complex indoor 3D environments. Language annotations are from ScanQA [2], ScanRefer [6], Nr3D [1], and the ScanNet subset of 3D-LLM [21], collectively supporting a range of tasks including instance and scene descriptions, conversations, embodied planning, and question answering. For additional data statistics, please refer to the supplementary materials.

Metrics. We follow LL3DA’s evaluation protocol [9] to evaluate the quality of output responses. We use the abbreviations C, B4, M and R for CiDER [52], BLEU-4 [40], METEOR [3], and Rouge-L [31], respectively.

Implementation Details. As in [9, 12], we input 40,000 randomly sampled points from each 3D scene. We split the point cloud into $L = 6$ partitions, and choose $k=4L=24$ neighbors to enhance global representations. We set $\lambda=\mu=0.1$ in the loss function. We use the pre-trained OPT-1.3B [62] language model, kept frozen and loaded in float16 precision. We use the AdamW [35] optimizer with a weight decay of 0.1, applying a cosine annealing scheduler that decays the learning rate from 10^{-4} to 10^{-6} over approximately 100,000 iterations. All tasks are trained with a total batch size of 16. Each training process is completed within two days using up to two NVIDIA H100 P0 (96GB) GPUs. For each evaluation, we fine-tune the model’s parameters on the respective task for about 30,000 iterations.

4.1. Results

3D Question Answering is a task that involves answering questions about a 3D scene. It allows a model to provide information about the objects, relationships, and attributes within a 3D environment based on a given question. Tab. 1 shows the results of ScanQA’s validation and test sets. Classification-based methods (CLS) select responses from a predefined answer set. Generation-based approaches (GEN) generate the entire textual response. PerLA consistently outperforms existing approaches across all evaluation sets and metrics, in particular with +1.34 CiDER score over LL3DA. We also compare against our reproduced version of LL3DA, where PerLA scores +3.76 CiDER.

Fig. 3 provides qualitative comparisons between LL3DA and PerLA on the ScanQA benchmark [2]. It highlights PerLA’s accuracy in answering questions regarding object attributes and spatial relationships within a 3D scene. PerLA provides precise answers, correctly identifying objects such as a “picture”, “trash bin”, and “TV” along with

Table 1. Comparative results for 3D Question Answering on ScanQA [2] benchmark. CLS and GEN denote classification-based and generation-based methods, respectively. LL3DA (repr.) is results of LL3DA we reproduced. PerLA outperforms all the other methods.

Method	Type	Validation				Test w/ object				Test w/o object			
		C↑	B4↑	M↑	R↑	C↑	B4↑	M↑	R↑	C↑	B4↑	M↑	R↑
ScanQA[2]	CLS	64.86	10.08	13.14	33.33	67.29	12.04	13.55	34.34	60.24	10.75	12.59	31.09
Clip-Guided[41]	-	-	-	-	-	69.53	14.64	13.94	35.15	62.83	11.73	13.28	32.41
Multi-CLIP[16]	CLS	-	-	-	-	68.70	12.65	13.97	35.46	63.20	12.87	13.36	32.61
3D-VLP[25]	CLS	66.97	11.15	13.53	34.51	70.18	11.23	14.16	35.97	63.40	15.84	13.13	31.79
3D-VisTA[66]	-	-	-	-	-	68.60	10.50	13.80	35.50	55.70	8.70	11.69	29.60
3D-LLM [21]	GEN	69.40	12.00	14.50	35.70	69.60	11.60	14.90	35.30	-	-	-	-
LL3DA[9]	GEN	76.79	13.53	15.88	37.31	78.16	13.97	16.38	38.15	70.29	12.19	14.85	35.17
LL3DA (repr.)	GEN	74.37	13.50	15.09	36.31	-	-	-	-	-	-	-	-
PerLA	GEN	78.13	14.49	17.44	39.60	80.91	17.21	16.49	40.71	74.82	14.97	15.23	38.18
Δ w.r.t. LL3DA[9]	-	+1.34	+0.96	+1.56	+2.29	+2.75	+3.24	+0.11	+2.56	+4.53	+2.78	+0.38	+3.01

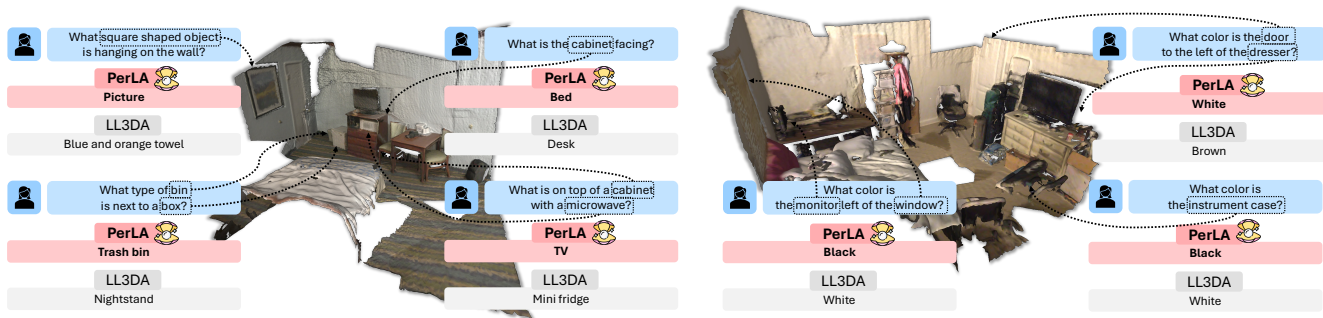


Figure 3. The qualitative comparison between our method, PerLA, and LL3DA [9] on the ScanQA [2] dataset shows that our approach achieves higher accuracy in responding to “what”-related questions.

their specific colors and types, while LL3DA often yields incorrect or less specific responses. In particular, PerLA accurately identifies the colors of objects within the scene, such as the door, the monitor, and the instrument case, correctly answering the questions about these attributes. In contrast, LL3DA frequently misidentifies colors, labeling objects as “White” instead of “Black,” for example. This illustrates PerLA’s superior ability to capture fine-grained details and contextual information, delivering more accurate answers in complex environments.

3D Dense Captioning involves localizing and describing each 3D instance within complex 3D environments. Tab. 2 shows the results on ScanRefer [6] and Nr3D [1] benchmarks. Following previous works [9, 21], we use the $m@k$ IoU metric, where $m \in \{C, B4, M, R\}$ and k denote the IoU threshold. As in [12, 24], we report C@0.25 and C@0.5 for ScanRefer, and C@0.5 for Nr3D. UniT3D [13], 3DJCG [4], and 3D-VLP [25] are pre-trained on multiple 3D vision and language tasks from ScanNet scenes. UniT3D uses image caption models and multi-view images to generate extra instance captions for pre-training. For fair comparison, we report results from models trained using standard per-word cross-entropy loss without additional 3D scenes. Box annotations are estimated with

Vote2CapDETR and used as visual prompts. PerLA consistently outperforms comparison methods on both benchmarks. PerLA significantly outperforms LL3DA by scoring +3.75 and +4.22 CiDER on ScanRefer, and +3.88 CiDER on Nr3D. These results highlight the effectiveness of PerLA in 3D dense captioning tasks.

Fig. 4 provides examples of qualitative results of LL3DA and PerLA on Nr3D and ScanRefer. PerLA produces more accurate and detailed descriptions, effectively capturing spatial relationships and fine-grained attributes, such as the positioning of objects relative to surrounding elements.

4.2. Ablation study

Local and global representations. To investigate the impact of local and global representations, we design two variants of PerLA: one using only local representations and the other using only global representations. We also report an extended version of LL3DA, termed LL3DA[†], in which we increase the number of query tokens used to encode local partitions. Representations are first extracted from each partition, and FPS is applied to sample 1,024 points with their corresponding representations from the union of these partitions. These representations are then passed through a multimodal adapter to produce 32 global tokens. LL3DA gen-

Table 2. Comparative results for 3D Dense Captioning on ScanRefer [6] and Nr3D [1] benchmarks. LL3DA (repr.) is results of LL3DA we reproduced. Generally, PerLA outperforms all other methods on both benchmarks.

Method	ScanRefer@0.25				ScanRefer@0.5				Nr3D@0.5			
	C \uparrow	B4 \uparrow	M \uparrow	R \uparrow	C \uparrow	B4 \uparrow	M \uparrow	R \uparrow	C \uparrow	B4 \uparrow	M \uparrow	R \uparrow
Scan2Cap[12]	56.82	34.18	26.29	55.27	39.08	23.32	21.97	44.78	27.47	17.24	21.80	49.06
MORE[24]	62.91	36.25	26.75	56.33	40.94	22.93	21.66	44.42	-	-	-	-
SpaCap3D[53]	-	-	-	-	-	44.02	25.26	22.33	33.71	19.92	22.61	50.50
REMAN[37]	62.01	36.37	26.76	56.25	45.00	26.31	23.13	46.96	34.81	20.37	22.71	50.90
D3Net[7]	-	-	-	-	-	51.67	-	-	35.26	20.42	22.77	53.38
Contextual[64]	-	-	-	-	-	46.07	23.40	23.95	-	-	-	-
UniT3D[13]	-	-	-	-	46.69	27.52	21.91	45.98	-	-	-	-
3DJCG[4]	64.70	40.17	27.63	59.23	49.48	31.63	24.36	50.80	38.06	22.82	23.77	52.99
3D-VLP[25]	70.73	41.03	28.14	59.72	54.94	32.31	24.83	51.51	-	-	-	-
3D-VisTA*[66]	-	-	-	-	61.60	34.10	26.80	55.00	-	-	-	-
Vote2CapDETR[8]	71.45	39.34	28.25	59.63	61.81	34.46	26.22	54.40	43.84	26.68	25.41	54.43
LL3DA[9]	74.17	41.41	27.76	59.53	65.19	36.79	25.97	55.06	51.18	28.75	25.91	56.61
LL3DA (repr.)	71.86	39.57	27.29	58.37	63.79	35.67	25.94	54.56	48.38	28.36	25.72	55.66
PerLA	77.92	43.41	28.97	59.69	69.41	38.02	29.07	56.80	55.06	31.24	28.52	59.13
Δ w.r.t. LL3DA[9]	+3.75	+2.00	+1.21	+0.16	+4.22	+1.23	+2.27	+1.74	+3.88	+2.49	+2.61	+2.52

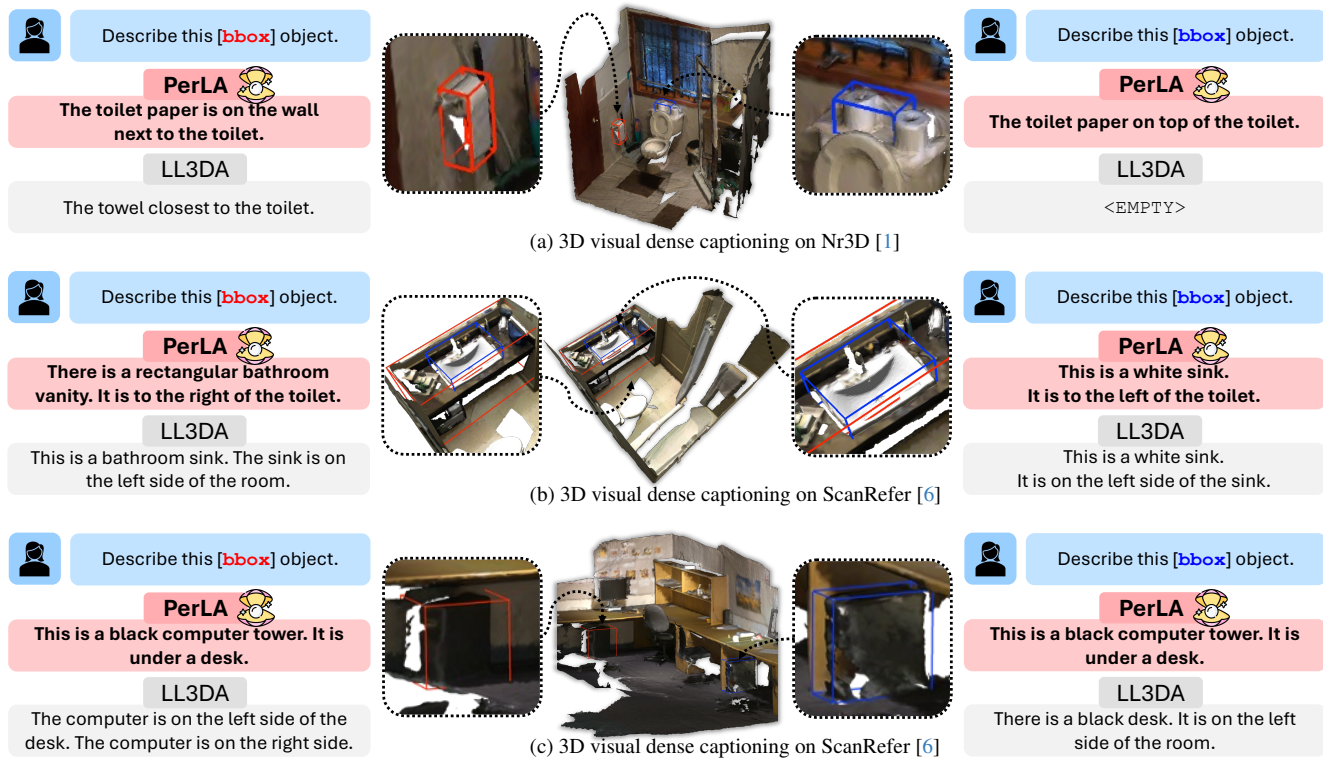


Figure 4. Qualitative comparisons on the dense captioning task across the Nr3D [1] and ScanRefer [6]. We compare the results of our PerLA with LL3DA [9]. PerLA generates accurate descriptions, effectively capturing fine-grained object attributes and spatial relationships.

erates an additional 32 global tokens from the point cloud of the entire scene, resulting in a total of 64 tokens, which are concatenated and fed into the LLM for response generation. (For details of LL3DA[†] please refer to the Supp. Mat.). Tab. 3 shows that the combination of local and global rep-

resentations yields a much better performance than the two independently used. Tab. 3 also shows that LL3DA[†] does not reach PerLA performance, underlying the importance of information exchange between local and global representations.

Table 3. Ablation study of our local-to-global representation aggregation algorithm on ScanQA, ScanRefer[6] and Nr3D[1] benchmarks. LL3DA[†] denotes an extended version of LL3DA with an increased number of query tokens.

Method	ScanQA				ScanRefer@0.5				Nr3D@0.5			
	C \uparrow	B4 \uparrow	M \uparrow	R \uparrow	C \uparrow	B4 \uparrow	M \uparrow	R \uparrow	C \uparrow	B4 \uparrow	M \uparrow	R \uparrow
LL3DA [†]	74.54	12.89	15.11	36.96	62.25	34.50	25.55	53.84	48.70	28.24	25.72	55.59
Global	74.49	13.50	15.16	36.55	63.79	35.67	25.94	54.56	48.38	28.36	25.72	55.66
Local	73.55	12.98	14.95	36.07	62.79	34.78	25.94	54.16	49.09	28.20	25.80	55.89
PerLA	78.13	14.49	17.44	39.60	69.41	38.02	29.07	56.80	55.06	31.24	28.52	59.13

Table 4. Ablation study on the impact of constrained attention on ScanQA validation dataset.

cross-attention				mean pooling				max pooling			
C \uparrow	B4 \uparrow	M \uparrow	R \uparrow	C \uparrow	B4 \uparrow	M \uparrow	R \uparrow	C \uparrow	B4 \uparrow	M \uparrow	R \uparrow
78.1	14.5	17.4	39.6	74.4	12.5	15.2	36.5	74.0	13.0	14.8	35.7

Table 5. Ablation study on the impact of joint learning by different loss combination on ScanQA validation dataset.

Loss			ScanQA (Validation)			
\mathcal{L}_{pre}	\mathcal{L}_{smt}	\mathcal{L}_{reg}	C \uparrow	B4 \uparrow	M \uparrow	R \uparrow
✓			75.31	13.83	15.90	37.48
✓	✓		76.62	13.96	16.99	38.14
✓		✓	76.47	14.07	16.72	38.79
✓	✓	✓	78.13	14.49	17.44	39.60

Localized cross-attention. To evaluate the effectiveness of our novel localized cross-attention module, we tested max pooling and mean pooling as alternative methods. Tab. 4 shows that localized cross-attention significantly outperforms both mean pooling and max pooling across all metrics. These results indicate that localized cross-attention enhances ability of model to generate more informative scene representations, thereby improving performance on 3D question answering tasks. This improvement comes from the incorporation of positional information and semantic similarity in cross-attention, which helps to exclude neighboring points that do not belong to the same object.

Loss function. To evaluate the effectiveness of our novel loss term \mathcal{L}_{con} , we train PerLA using different combinations of \mathcal{L}_{con} 's components (Eq. 5). Since our task is intended for downstream applications, each combination also includes the task-specific loss \mathcal{L}_{pre} . Tab. 5 shows that adding \mathcal{L}_{smt} to \mathcal{L}_{pre} improves all metrics (C, B4, M, and R). Incorporating the loss of regularization \mathcal{L}_{reg} further enhances performance, particularly in the metrics C, M, and R. These results show the effectiveness of learning jointly with both semantic awareness and regularization losses.

Number of partitions. To evaluate the effectiveness of different number of partitions, we test PerLA by splitting the point cloud into 4, 6, and 8 partitions. Tab. 6 shows that increasing the number of partitions generally improves performance, with 6 partitions yielding the best results. Al-

Table 6. Ablation study on the impact of number of parts on ScanQA validation dataset.

4				6				8			
C \uparrow	B4 \uparrow	M \uparrow	R \uparrow	C \uparrow	B4 \uparrow	M \uparrow	R \uparrow	C \uparrow	B4 \uparrow	M \uparrow	R \uparrow
76.9	13.6	16.1	37.3	78.1	14.5	17.4	39.6	78.0	14.5	17.2	39.4

though 8 partitions outperform 4, they show slightly lower performance than 6. This suggests that 6 partitions provide a better balance between granularity and effectiveness, capturing relevant scene details with lower computational complexity. Additional ablation studies, including an analysis of performance in different training strategies, can be found in Supp. Mat..

5. Conclusions

We presented PerLA, a perceptive 3D language assistant capable of capturing both detailed and contextual information to enhance visual representations for LLMs. PerLA features a dual-branch architecture: the global branch processes superpoints from the whole point cloud via downsampling, while the local branch focuses on partitioned regions. We demonstrated that by integrating representations from both branches, PerLA effectively captures scene details, reducing hallucinations. Moreover, we employ a Graph Convolutional Network to facilitate information exchange among neighboring local and global superpoints, and introduce a novel loss term for local representation consensus to promote training stability. Experiments on the ScanQA, ScanRefer, and Nr3D benchmarks highlight the effectiveness of our approach, setting a new state-of-the-art performance in 3D question answering and dense captioning.

Limitations & Future Work PerLA primarily focuses on enhancing performance using point cloud input, but integrating it with optimized modules, such as token merging, presents a promising direction to extend its capabilities. Although PerLA shows strong performance on standard benchmarks, future work could explore its robustness and generalizability in outdoor environments and more complex 3D scenarios, broadening its applicability in diverse real-world settings.

References

- [1] Panos Achlioptas, Ahmed Abdelreheem, Fei Xia, Mohamed Elhoseiny, and Leonidas Guibas. Referit3d: Neural listeners for fine-grained 3d object identification in real-world scenes. In *ECCV*, pages 422–440. Springer, 2020. 2, 5, 6, 7, 8, 14, 16, 17, 18
- [2] Daichi Azuma, Taiki Miyanishi, Shuhei Kurita, and Motoaki Kawanabe. Scanqa: 3d question answering for spatial scene understanding. In *CVPR*, 2022. 2, 5, 6, 14, 15, 16, 17, 18
- [3] Satanjeev Banerjee and Alon Lavie. Meteor: An automatic metric for mt evaluation with improved correlation with human judgments. In *ACL Workshop*, pages 65–72, 2005. 5, 16
- [4] Daigang Cai, Lichen Zhao, Jing Zhang, Lu Sheng, and Dong Xu. 3djcg: A unified framework for joint dense captioning and visual grounding on 3d point clouds. In *CVPR*, pages 16464–16473, 2022. 2, 6, 7
- [5] Chun-Fu Richard Chen, Quanfu Fan, and Rameswar Panda. Crossvit: Cross-attention multi-scale vision transformer for image classification. In *ICCV*, pages 357–366, 2021. 2
- [6] Dave Zhenyu Chen, Angel X Chang, and Matthias Nießner. Scanrefer: 3d object localization in rgb-d scans using natural language. In *ECCV*, 2020. 2, 5, 6, 7, 8, 14, 16, 17, 18
- [7] Dave Zhenyu Chen, Qirui Wu, Matthias Nießner, and Angel X Chang. D 3 net: A unified speaker-listener architecture for 3d dense captioning and visual grounding. In *ECCV*, pages 487–505. Springer, 2022. 7
- [8] Sijin Chen, Hongyuan Zhu, Xin Chen, Yinjie Lei, Gang Yu, and Tao Chen. End-to-end 3d dense captioning with vote2cap-detr. In *CVPR*, pages 11124–11133, 2023. 1, 2, 3, 7, 12
- [9] Sijin Chen, Xin Chen, Chi Zhang, Mingsheng Li, Gang Yu, Hao Fei, Hongyuan Zhu, Jiayuan Fan, and Tao Chen. Ll3da: Visual interactive instruction tuning for omni-3d understanding reasoning and planning. In *CVPR*, 2024. 1, 2, 3, 5, 6, 7, 12, 14, 15, 16, 17, 18
- [10] Sijin Chen, Hongyuan Zhu, Mingsheng Li, Xin Chen, Peng Guo, Yinjie Lei, YU Gang, Taihao Li, and Tao Chen. Vote2cap-detr++: Decoupling localization and describing for end-to-end 3d dense captioning. *IEEE TPAMI*, 2024. 2
- [11] Yilun Chen, Shuai Yang, Haifeng Huang, Tai Wang, Ruiyuan Lyu, Runsen Xu, Dahua Lin, and Jiangmiao Pang. Grounded 3d-llm with referent tokens. *arXiv preprint arXiv:2405.10370*, 2024. 1
- [12] Zhenyu Chen, Ali Gholami, Matthias Nießner, and Angel X Chang. Scan2cap: Context-aware dense captioning in rgb-d scans. In *CVPR*, pages 3193–3203, 2021. 2, 5, 6, 7
- [13] Zhenyu Chen, Ronghang Hu, Xinlei Chen, Matthias Nießner, and Angel X Chang. Unit3d: A unified transformer for 3d dense captioning and visual grounding. In *ICCV*, pages 18109–18119, 2023. 2, 6, 7
- [14] Angela Dai, Angel X Chang, Manolis Savva, Maciej Halber, Thomas Funkhouser, and Matthias Nießner. Scannet: Richly-annotated 3d reconstructions of indoor scenes. In *CVPR*, 2017. 5, 14
- [15] Matt Deitke, Ruoshi Liu, Matthew Wallingford, Huong Ngo, Oscar Michel, Aditya Kusupati, Alan Fan, Christian Laforte, Vikram Voleti, Samir Yitzhak Gadre, et al. Objaverse-xl: A universe of 10m+ 3d objects. *NeurIPS*, 36, 2024. 2
- [16] Alexandros Delintzas, Maria Parelli, Nikolas Hars, Georgios Vlassis, Sotirios Anagnostidis, Gregor Bachmann, and Thomas Hofmann. Multi-clip: Contrastive vision-language pre-training for question answering tasks in 3d scenes. *arXiv preprint arXiv:2306.02329*, 2023. 6
- [17] Xiaoyi Dong, Pan Zhang, Yuhang Zang, Yuhang Cao, Bin Wang, Linke Ouyang, Songyang Zhang, Haodong Duan, Wenwei Zhang, Yining Li, et al. Internlm-xcomposer2-4khd: A pioneering large vision-language model handling resolutions from 336 pixels to 4k hd. *arXiv preprint arXiv:2404.06512*, 2024. 3
- [18] Haoqi Fan, Bo Xiong, Karttikeya Mangalam, Yanghao Li, Zhicheng Yan, Jitendra Malik, and Christoph Feichtenhofer. Multiscale vision transformers. In *ICCV*, pages 6824–6835, 2021. 2
- [19] Rao Fu, Jingyu Liu, Xilun Chen, Yixin Nie, and Wenhan Xiong. Scene-llm: Extending language model for 3d visual understanding and reasoning. *arXiv preprint arXiv:2403.11401*, 2024. 3
- [20] Ritwik Gupta, Shufan Li, Tyler Zhu, Jitendra Malik, Trevor Darrell, and Karttikeya Mangalam. xt: Nested tokenization for larger context in large images. *arXiv preprint arXiv:2403.01915*, 2024. 2
- [21] Yining Hong, Haoyu Zhen, Peihao Chen, Shuhong Zheng, Yilun Du, Zhenfang Chen, and Chuang Gan. 3d-llm: Injecting the 3d world into large language models. *NeurIPS*, 2023. 1, 2, 3, 5, 6, 14, 15, 16
- [22] Haifeng Huang, Yilun Chen, Zehan Wang, Rongjie Huang, Runsen Xu, Tai Wang, Luping Liu, Xize Cheng, Yang Zhao, Jiangmiao Pang, et al. Chat-scene: Bridging 3d scene and large language models with object identifiers. *NeurIPS*, 2024. 2
- [23] Rui Huang, Songyou Peng, Ayca Takmaz, Federico Tombari, Marc Pollefeys, Shiji Song, Gao Huang, and Francis Engelmann. Segment3d: Learning fine-grained class-agnostic 3d segmentation without manual labels. In *ECCV*, pages 278–295. Springer, 2025. 3

- [24] Yang Jiao, Shaoxiang Chen, Zequn Jie, Jingjing Chen, Lin Ma, and Yu-Gang Jiang. More: Multi-order relation mining for dense captioning in 3d scenes. In *ECCV*, pages 528–545. Springer, 2022. 6, 7
- [25] Zhao Jin, Munawar Hayat, Yuwei Yang, Yulan Guo, and Yinjie Lei. Context-aware alignment and mutual masking for 3d-language pre-training. In *CVPR*, pages 10984–10994, 2023. 2, 6, 7
- [26] Youngwan Lee, Jonghee Kim, Jeffrey Willette, and Sung Ju Hwang. Mpvit: Multi-path vision transformer for dense prediction. In *CVPR*, pages 7287–7296, 2022. 2
- [27] Bo Li, Yuanhan Zhang, Dong Guo, Renrui Zhang, Feng Li, Hao Zhang, Kaichen Zhang, Yanwei Li, Ziwei Liu, and Chunyuan Li. Llava-onevision: Easy visual task transfer. *arXiv preprint arXiv:2408.03326*, 2024. 2
- [28] Junnan Li, Dongxu Li, Silvio Savarese, and Steven Hoi. Blip-2: Bootstrapping language-image pre-training with frozen image encoders and large language models. In *ICML*, pages 19730–19742. PMLR, 2023. 3, 12, 13
- [29] Yanwei Li, Yuechen Zhang, Chengyao Wang, Zhisheng Zhong, Yixin Chen, Ruihang Chu, Shaoteng Liu, and Jiaya Jia. Mini-gemini: Mining the potential of multi-modality vision language models. *arXiv preprint arXiv:2403.18814*, 2024. 2
- [30] Dingkan Liang, Xin Zhou, Wei Xu, Xingkui Zhu, Zhikang Zou, Xiaoqing Ye, Xiao Tan, and Xiang Bai. Pointmamba: A simple state space model for point cloud analysis. In *NeurIPS*, 2024. 3
- [31] Chin-Yew Lin. Rouge: A package for automatic evaluation of summaries. In *Text summarization branches out*, pages 74–81, 2004. 5, 16
- [32] Haotian Liu, Chunyuan Li, Yuheng Li, Bo Li, Yuanhan Zhang, Sheng Shen, and Yong Jae Lee. Llava-next: Improved reasoning, ocr, and world knowledge, 2024. 2
- [33] Haotian Liu, Chunyuan Li, Qingyang Wu, and Yong Jae Lee. Visual instruction tuning. *NeurIPS*, 2024. 1, 2
- [34] Zhuang Liu, Hanzi Mao, Chao-Yuan Wu, Christoph Feichtenhofer, Trevor Darrell, and Saining Xie. A convnet for the 2020s. In *CVPR*, pages 11976–11986, 2022. 2
- [35] Ilya Loshchilov, Frank Hutter, et al. Fixing weight decay regularization in adam. *arXiv preprint arXiv:1711.05101*, 5, 2017. 5
- [36] Xiaojian Ma, Silong Yong, Zilong Zheng, Qing Li, Yitao Liang, Song-Chun Zhu, and Siyuan Huang. Sqa3d: Situated question answering in 3d scenes. *arXiv preprint arXiv:2210.07474*, 2022. 2
- [37] Aihua Mao, Zhi Yang, Wanxin Chen, Ran Yi, and Yong-jin Liu. Complete 3d relationships extraction modality alignment network for 3d dense captioning. *IEEE TVCG*, 2023. 7
- [38] Carsten Moenning and Neil A Dodgson. Fast marching farthest point sampling. Technical report, University of Cambridge, ECCV Laboratory, 2003. 3
- [39] Bongki Moon, Hosagrahar V Jagadish, Christos Faloutsos, and Joel H. Saltz. Analysis of the clustering properties of the hilbert space-filling curve. *IEEE TKDE*, 13(1):124–141, 2001. 13
- [40] Kishore Papineni, Salim Roukos, Todd Ward, and Wei-Jing Zhu. Bleu: a method for automatic evaluation of machine translation. In *ACL*, pages 311–318, 2002. 5, 16
- [41] Maria Parrelli, Alexandros Delitzas, Nikolas Hars, Georgios Vlassis, Sotirios Anagnostidis, Gregor Bachmann, and Thomas Hofmann. Clip-guided vision-language pre-training for question answering in 3d scenes. In *CVPR*, pages 5607–5612, 2023. 2, 6
- [42] Charles Ruizhongtai Qi, Li Yi, Hao Su, and Leonidas J Guibas. Pointnet++: Deep hierarchical feature learning on point sets in a metric space. *NeurIPS*, 30, 2017. 12
- [43] Zekun Qi, Runpei Dong, Shaochen Zhang, Haoran Geng, Chunrui Han, Zheng Ge, Li Yi, and Kaisheng Ma. Shapellm: Universal 3d object understanding for embodied interaction. In *ECCV*, pages 214–238, 2025. 2
- [44] Shi Qiu, Saeed Anwar, and Nick Barnes. Semantic segmentation for real point cloud scenes via bilateral augmentation and adaptive fusion. In *CVPR*, pages 1757–1767, 2021. 1
- [45] A. Radford, J. Kim, C. Hallacy, A. Ramesh, G. Goh, S. Agarwal, G. Sastry, A. Askell, P. Mishkin, J. Clark, et al. Learning transferable visual models from natural language supervision. In *ICML*, 2021. 2
- [46] Chaitanya Ryali, Yuan-Ting Hu, Daniel Bolya, Chen Wei, Haoqi Fan, Po-Yao Huang, Vaibhav Aggarwal, Arkabandhu Chowdhury, Omid Poursaeed, Judy Hoffman, et al. Hiera: A hierarchical vision transformer without the bells-and-whistles. In *ICML*, pages 29441–29454. PMLR, 2023. 2
- [47] Hans Sagan. Hilbert’s space-filling curve. In *Space-filling curves*, pages 9–30. Springer, 1994. 2, 3, 4
- [48] Baifeng Shi, Ziyang Wu, Maolin Mao, Xin Wang, and Trevor Darrell. When do we not need larger vision models? In *ECCV*, pages 444–462. Springer, 2025. 2
- [49] Matthew Tancik, Pratul Srinivasan, Ben Mildenhall, Sara Fridovich-Keil, Nithin Raghavan, Utkarsh Singhal, Ravi Ramamoorthi, Jonathan Barron, and Ren Ng. Fourier features let networks learn high frequency

- functions in low dimensional domains. *NeurIPS*, 33: 7537–7547, 2020. 4
- [50] Yuan Tang, Xu Han, Xianzhi Li, Qiao Yu, Yixue Hao, Long Hu, and Min Chen. Minigpt-3d: Efficiently aligning 3d point clouds with large language models using 2d priors. *ACM’MM*, 2024. 2
- [51] Hugo Touvron, Thibaut Lavril, Gautier Izacard, Xavier Martinet, Marie-Anne Lachaux, Timothée Lacroix, Baptiste Rozière, Naman Goyal, Eric Hambro, Faisal Azhar, et al. Llama: Open and efficient foundation language models. *arXiv preprint arXiv:2302.13971*, 2023. 1, 16
- [52] Ramakrishna Vedantam, C Lawrence Zitnick, and Devi Parikh. Cider: Consensus-based image description evaluation. In *CVPR*, pages 4566–4575, 2015. 5, 16
- [53] Heng Wang, Chaoyi Zhang, Jianhui Yu, and Weidong Cai. Spatiality-guided transformer for 3d dense captioning on point clouds. *arXiv preprint arXiv:2204.10688*, 2022. 2, 7
- [54] Peng-Shuai Wang. Octformer: Octree-based transformers for 3d point clouds. *ACM TOG*, 42(4):1–11, 2023. 3
- [55] Zehan Wang, Haifeng Huang, Yang Zhao, Ziang Zhang, and Zhou Zhao. Chat-3d: Data-efficiently tuning large language model for universal dialogue of 3d scenes. *arXiv preprint arXiv:2308.08769*, 2023. 2
- [56] Xiaoyang Wu, Li Jiang, Peng-Shuai Wang, Zhijian Liu, Xihui Liu, Yu Qiao, Wanli Ouyang, Tong He, and Hengshuang Zhao. Point transformer v3: Simpler faster stronger. In *CVPR*, pages 4840–4851, 2024. 1, 3, 4
- [57] Runsen Xu, Xiaolong Wang, Tai Wang, Yilun Chen, Jiangmiao Pang, and Dahua Lin. Pointllm: Empowering large language models to understand point clouds. *arXiv preprint arXiv:2308.16911*, 2023. 2
- [58] Ruyi Xu, Yuan Yao, Zonghao Guo, Junbo Cui, Zanlin Ni, Chunjiang Ge, Tat-Seng Chua, Zhiyuan Liu, Maosong Sun, and Gao Huang. Llava-uhd: an lmm perceiving any aspect ratio and high-resolution images. *arXiv preprint arXiv:2403.11703*, 2024. 2
- [59] Jianwei Yang, Chunyuan Li, Pengchuan Zhang, Xiyang Dai, Bin Xiao, Lu Yuan, and Jianfeng Gao. Focal attention for long-range interactions in vision transformers. *NeurIPS*, 34:30008–30022, 2021. 2
- [60] Jianing Yang, Xuweiyi Chen, Nikhil Madaan, Madhavan Iyengar, Shengyi Qian, David F. Fouhey, and Joyce Chai. 3d-grand: A million-scale dataset for 3d-llms with better grounding and less hallucination. *arXiv preprint 2406.05132*, 2024. 2
- [61] Shuquan Ye, Dongdong Chen, Songfang Han, and Jing Liao. 3d question answering. *arXiv preprint arXiv:2112.08359*, 2021. 2
- [62] Susan Zhang, Stephen Roller, Naman Goyal, Mikel Artetxe, Moya Chen, Shuohui Chen, Christopher Dewan, Mona Diab, Xian Li, Xi Victoria Lin, et al. Opt: Open pre-trained transformer language models. *arXiv preprint arXiv:2205.01068*, 2022. 1, 5, 16
- [63] Lichen Zhao, Daigang Cai, Jing Zhang, Lu Sheng, Dong Xu, Rui Zheng, Yinjie Zhao, Lipeng Wang, and Xibo Fan. Toward explainable 3d grounded visual question answering: A new benchmark and strong baseline. *IEEE TCSVT*, 33(6):2935–2949, 2022. 2
- [64] Yufeng Zhong, Long Xu, Jiebo Luo, and Lin Ma. Contextual modeling for 3d dense captioning on point clouds. *arXiv preprint arXiv:2210.03925*, 2022. 7
- [65] Chenming Zhu, Tai Wang, Wenwei Zhang, Jiangmiao Pang, and Xihui Liu. Llava-3d: A simple yet effective pathway to empowering llms with 3d-awareness. *arXiv preprint arXiv:2409.18125*, 2024. 2
- [66] Ziyu Zhu, Xiaojian Ma, Yixin Chen, Zhidong Deng, Siyuan Huang, and Qing Li. 3d-vista: Pre-trained transformer for 3d vision and text alignment. In *ICCV*, pages 2911–2921, 2023. 6, 7

PerLA : Perceptive 3D language assistant

Supplementary Material

A. Introduction

In this supplementary material, we begin by thoroughly describing the components of PerLA that are distinct from the perspective scene encoder (Appendix B). Next, we offer a more technical explanation of Hilbert-based serialization and partitioning for point clouds, including detailed algorithms and an analysis of computational efficiency (Appendix C). Moreover, we provide the complete list of datasets that are involved in model training and testing (Appendix D). In addition, we include an extended analysis performed during the submission phase, and offer additional implementation details and deeper discussion of the results (Appendix E). Finally, we present additional interesting qualitative results of PerLA in comparison with state-of-the-art competitors.

B. More Details of PerLA

In this section, we describe in detail additional components in PerLA, including the off-the-shelf 3D encoder within our perceptive scene encoder, the multimodal prompts involved in the 3DLA interaction as well as their corresponding prompt encoders, and the multimodal adapter that integrates both multimodal prompt and the 3D scene representation to form query tokens that are interpretable by the LLM. Lastly, we explain the next token prediction loss.

B.1. 3D encoder

We adopt the same 3D encoder architecture as in LL3DA [9] to process the 3D point cloud. This 3D encoder first tokenizes the input into 2,048 point tokens, by uniformly sampling across the input point cloud using a set-abstraction layer [42]. The point tokens are then passed through three cascaded transformer encoder blocks, employing masking radius of 0.16, 0.64, and 1.44, respectively. To further refine the token representation, an additional set-abstraction layer is introduced between the first two transformer blocks, downsampling the tokens to 1,024. The final output of this 3D encoder is a feature matrix of shape $\mathbb{R}^{1,024 \times 256}$, where each of the point tokens is encoded as a 256-dimensional feature vector.

B.2. Multimodal prompts

Prompts in PerLA are multimodal and are designed to simulate user-driven interactions within 3D environments. Specifically, we consider both visual and textual prompts as in prior work LL3DA [9]. The *visual prompts* involve visual cues coming from the 3D content, e.g., user clicks or

bounding boxes around objects, while the *textual prompts* involve user instructions expressed in natural language format. Such multimodal prompts allow PerLA to interpret and respond effectively to intuitive user inputs. In the following, we present how each type of prompts is encoded.

Scene-aware visual prompt encoder. The visual prompt encoder aims to process visual prompts into representations that are then easier to be processed by the LLM. In addition to prior work which applies positional encoding followed by an MLP layer to process the visual prompts (as described in Eq. 3 of [9]), we further enhance this approach by augmenting the positional encoding with the detail-enriched global scene representations $\hat{\mathcal{F}}^g$, obtained by our perceptive scene encoder. Therefore, the visual prompt encoder is more aligned to the scene representation, helping to improve the model performance as empirically proved in Tab. I.

Specifically, each user click is first normalized to a range of $[0, 1]$ based on the dimensions of the input 3D scene, where $p_{\text{click}} \in \mathbb{R}^3$. We then encode p_{click} using 3D Fourier positional embeddings, denoted as $\text{pos}(p_{\text{click}})$. The box annotation is represented by the ROI feature $f_{\text{box}} \in \mathbb{R}^d$ with the center point p_{box} extracted by a pre-trained 3D object detector [8]. We first merge the two types of visual prompts with the scene representations regarding the neighborhood points, and then we use an MLP to project the merged representations as follows:

$$\begin{aligned} f_{\text{cli}} &= \text{MLP}_{\text{cli}} \left(\text{pos}(p_{\text{cli}}), h \left(\left\{ \hat{f}_i^g \mid p_j^l \in \mathcal{N}(p_{\text{cli}}) \right\} \right) \right), \\ f_{\text{box}} &= \text{MLP}_{\text{box}} \left(f_{\text{box}}, h \left(\left\{ \hat{f}_i^g \mid p_j^l \in \mathcal{N}(p_{\text{box}}) \right\} \right) \right), \end{aligned}$$

where $h(\cdot)$ is max-pooling, and $\mathcal{N}(\cdot)$ denotes the $K^l/2$ nearest neighbors.

Textual prompt encoder. Textual prompts provide task-specific instructions to 3DLAs. For 3D dense captioning, we instruct the model to perform one of two tasks: “describe” or “describe and localize” the object, while for 3D question answering, we use textual instructions that ask the model to either “answer” or “answer and localize the related objects.” Specifically, we encode the input text prompt \mathcal{I}^t using a transformer architecture inspired by BLIP-2 [9, 28]. This transformer is initialized with a pre-trained BERT model to handle word and positional embeddings, producing text representations $\mathcal{F}^e \in \mathbb{R}^{T \times d_e}$.

B.3. Multimodal adapter

Since the 3D and language representations reside in distinct latent spaces, the multimodal adapter (MMA) aims to bridge the gap between outputs of frozen unimodals. MMA aggregates such multimodal information with a fixed set of 32 learnable query tokens. Specifically, we implement MMA with a Q-Former architecture [28] with transformer layers, featuring 12 attention heads per layer. In each layer, these queries interact with the encoded visual prompts, $[f_{\text{ch}}; f_{\text{box}}]$, and the textual instructions, I_t , through a shared self-attention mechanism. Next, the learnable query tokens and visual prompts interact with our detail-enriched scene representation, \tilde{F}^g , via cross-attention. The output of the MMA is a set of 32 queries, denoted as $Q \in \mathbb{R}^{32 \times 768}$, which are then projected into the latent space of LLM through a simple linear projector.

B.4. Next token prediction loss

We employ standard language modeling conditioned on the text prompt \mathcal{I}^t , visual prompt \mathcal{I}^v , and point cloud \mathcal{P} , to train on a large text corpus $\mathcal{O}_1, \mathcal{O}_2, \dots, \mathcal{O}_T$ by performing a next-token prediction task. The goal is to maximize the probability of \mathcal{O}_{i+1} (the next token) conditioned on the sequence of prior tokens $\mathcal{O}_{i:1} = \mathcal{O}_i, \dots, \mathcal{O}_1, \mathcal{I}^t, \mathcal{I}^v$ and \mathcal{P} . The learning objective, $\mathcal{L}_{\text{pred}}$, minimizes the cross-entropy loss as follows:

$$\mathcal{L}_{\text{pred}} = - \sum_i \log P_{\theta}(\mathcal{O}_{i+1} | \mathcal{O}_{1:i}; \mathcal{I}^t; \mathcal{I}^v; \mathcal{P}), \quad (8)$$

where θ represents the learnable parameters of PerLA.

C. Hilbert-based Serialization and Partition

We choose Hilbert-based serialization for partitioning unordered point clouds for its efficiency and effectiveness in handling large point clouds. While grid partitioning is faster ($O(N)$), the Hilbert curve offers superior spatial coherence and is computationally simpler than KD-trees or octrees, making it particularly beneficial for tasks such as clustering and spatial indexing (more details please refer [39]). Additionally, computing point indices with Hilbert-based serialization is inherently parallelizable, as each point can be processed independently. Sorting and partitioning steps can also benefit from such parallel algorithms.

In the following subsections, we describe the Hilbert-based serialization process in detail, and provide analysis on its computational complexity.

C.1. Algorithm details

We outline the steps for partitioning a point cloud using the Hilbert curve, as detailed in Algorithm 1. This approach leverages the locality-preserving properties of the Hilbert curve to organize and group points into spatially consistent

Algorithm 1 Hilbert-based serialization and partition

Require: Point cloud $\mathcal{P} = \{\mathbf{p}_i \in \mathbb{R}^3 | i=1, 2, \dots, N\}$, resolution d .

Ensure: Hilbert indices $\mathcal{H} = \{h_i | i=1, 2, \dots, N\}$.

- 1: **Normalize the points:** $\mathbf{p}_i = \frac{\mathbf{p}_i - \mathbf{p}_{\min}}{\mathbf{p}_{\max} - \mathbf{p}_{\min}}, \quad \forall \mathbf{p}_i \in \mathcal{P}$
 - 2: **Discretize the unit cube:** $\mathbf{p}_i^{\text{grid}} = \lfloor \mathbf{p}_i \cdot 2^d \rfloor$ where 2^d defines the resolution of the grid.
 - 3: **Convert grid indices to binary:** Represent each grid index (x, y, z) with d bits.
 $t = (b_{t,d-1}, b_{t,d-2}, \dots, b_{t,0}), \quad t \in \{x, y, z\}$
 - 4: **Transform to Gray code:** Convert binary indices to Gray code to ensure spatial locality: $g_i = b_i \oplus b_{i+1}$, for $i = 0, \dots, d-2$
 - 5: **Interleave bits (see Algorithm 2):** Interleave the Gray code bits of x, y , and z to form a single integer h_i :
 $h_i = \text{Interleave}(g_x, g_y, g_z)$
 - 6: **Apply recursive rotations:** Use the Hilbert curve recursive structure to reorder the interleaved bits, ensuring continuity of the curve.
 - 7: **Output the Hilbert index:** Combine the reordered bits to compute the Hilbert index h_i for each point.
 - 8: **Sort by Hilbert index:** Sort the points \mathcal{P} based on their Hilbert indices \mathcal{H} :
 $\mathcal{P}_{\text{sorted}} = \text{Sort}(\mathcal{P}, \mathcal{H})$
 - 9: **Partition the point cloud:** Divide the sorted points into L spatially coherent partitions: $\mathcal{P}_1, \mathcal{P}_2, \dots, \mathcal{P}_L$, where each partition contains approximately N/L points.
-

Algorithm 2 Interleaving bits, i.e., Interleave(\cdot)

Require: Coordinates $x, y, z \in \mathbb{N}$, each represented with d bits.

Ensure: Hilbert index h .

- 1: Initialize $h \leftarrow 0$.
 - 2: **for** $i = 0$ to $d-1$ **do**
 - 3: Extract the i -th bit from x, y , and z by $b_{x,i} = (x \gg i) \& 1, b_{y,i} = (y \gg i) \& 1, b_{z,i} = (z \gg i) \& 1$.
 - 4: Interleave the bits into h :
 $h \leftarrow h | (b_{x,i} \ll (3i)) | (b_{y,i} \ll (3i+1)) | (b_{z,i} \ll (3i+2))$.
 - 5: **end for**
 - 6: **return** h
-

parts. The key steps include: normalizing the point cloud to fit within a unit cube, discretizing the unit cube into a grid, calculating Hilbert indices (by converting grid indices to binary, applying Gray code transformation, and interleaving bits), sorting the points based on their Hilbert indices, and partitioning the point cloud accordingly.

C.2. Computation efficiency

We analyze the computational efficiency of Hilbert curve partitioning in terms of both time and space complexity:

Time complexity is $O(N \cdot d + N \log N)$ (dominated by sorting for large N) and is influenced by the following key factors: 1) *Mapping Points to Hilbert Curve*: normalizing, binary conversion, Gray code conversion, and bit interleaving take $O(N \cdot d)$, where N is the number of points and

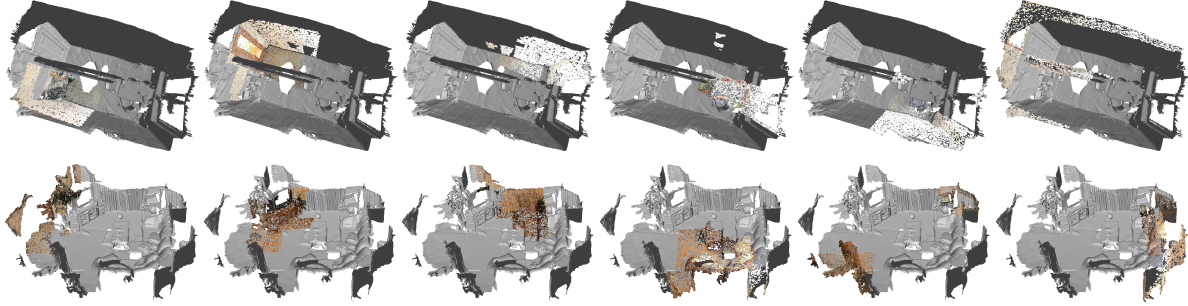


Figure E. Visualization of two qualitative examples demonstrating scene partitioning using Hilbert-based serialization. The images illustrate the stepwise refinement of point cloud partitions, with each row corresponding to a different scene example. From left to right, the partitions (highlighted with brownish color) evolve as the serialization method groups spatially adjacent points.

Table G. Computational analysis among 3D-LLM [21], LL3DA [9], and PerLA.

Cost	3D-LLM [21]	LL3DA [9]	PerLA
Hard Drive (GB)↓	74563.49	5.92	41.58
Time per Scene (s)↓	48203.14	6.24	13.79

d is the resolution in bits. 2) *Sorting*: sorting the Hilbert indices requires $O(N \log N)$ using efficient sorting algorithms. 3) *Partitioning*: dividing the sorted points into k parts is $O(N)$.

Space complexity is $O(N \cdot d)$, determined by the following factors: 1) storing points and Hilbert indices requires $O(N)$, and 2) binary representations and intermediate data take $O(N \cdot d)$.

Tab. G compares the total hard drive usage and processing time of different methods. For 3D-LLM [21], multi-view representations are extracted from ScanNet videos every 20 frames, following the protocol outlined in LL3DA [9]. The results demonstrate the efficiency of PerLA, achieving a good balance between storage requirements and processing time, significantly outperforming 3D-LLM and comparable to LL3DA in computational cost.

C.3. Qualitative examples with partitioning.

In Fig. E, we provide two qualitative examples of point cloud partitioning, achieved through Hilbert-based serialization. This approach groups spatially adjacent points into partitions that preserve locality, effectively encoding spatial relationships within the 3D scenes. The top row depicts the progressive partitioning of the first scene, while the bottom row shows the same process for a second scene. From left to right, the images demonstrate how the Hilbert-based method refines partitions, capturing the hierarchical structure of the point cloud. These examples highlight the ability of Hilbert-based serialization to produce coherent partitions that align with the underlying spatial organization of the scenes.

D. Dataset Details

During the training phase, we leverage the training set of the ScanNet portion from the 3D-LLM dataset [21]. Additionally, we incorporate data from complementary datasets, including ScanQA [2], ScanRefer [6], and Nr3D [1]. The dataset details are provided below.

3D-LLM dataset [21] comprises: i) 1,033 textual descriptions across 517 scenes, ii) 1,864 lines of embodied task planning spanning 510 scenes, and iii) 2,955 lines of multi-turn embodied dialogues across 517 scenes.

ScanQA dataset [2] is a 3D question-answering benchmark built on top of the ScanRefer [6] dataset, designed to evaluate the ability of models to understand 3D scenes through natural language queries. The dataset contains 6,857 unique questions paired with 30,769 answers spanning 806 reconstructed indoor environments from ScanNet [14]. Each question focuses on objects within the scene, addressing a variety of topics such as object attributes, spatial relationships, and scene semantics. On average, each scene contains 8.5 questions, encouraging models to reason about object-level details and contextual relationships within complex 3D environments.

ScanRefer dataset [6] is a 3D language grounding benchmark built on the ScanNet [14] dataset, consisting of 1,613 RGB-D scans across 806 unique indoor environments. The dataset provides natural language descriptions for objects in reconstructed 3D scenes, with a total of 51,583 descriptions covering 800 ScanNet scenes. Each object is annotated with an average of 4.67 descriptions, ensuring comprehensive linguistic diversity. On average, each scene contains 13.81 objects and 64.48 descriptions, spanning over 250 types of common indoor objects. Among these, 41,034 descriptions explicitly mention object attributes such as color, shape, size, and spatial relationships, making the dataset a rich resource for evaluating fine-grained language grounding in complex 3D environments.

Nr3D dataset [1] is a benchmark for 3D object localization tasks in natural language, built on the ScanNet [14] dataset.

Table H. Ablation study on the impact of the increasing the number tokens on the ScanQA [2] validation dataset.

Method	C↑	B4↑	M↑	R↑
LL3DA (repr.)	74.37	13.50	15.09	36.31
LL3DA [†]	74.54	12.89	15.11	36.96
PerLA	78.13	14.49	17.44	39.60

It contains 41,503 unique natural language descriptions referring to 5,578 objects across 707 ScanNet scenes. Each description is designed to unambiguously identify a target object in the context of its surrounding scene, incorporating spatial relationships and object attributes such as color, shape, and size. On average, each object is associated with 7.4 descriptions, providing comprehensive linguistic diversity. The dataset focuses on common indoor objects, making it suitable for evaluating fine-grained understanding of object attributes and spatial reasoning in 3D scenes.

E. Additional analysis

E.1. Details with increasing tokens (LL3DA[†])

In the main paper (Tab. 3), we introduce a variant of LL3DA[†], which combines both global and local information by leveraging query tokens generated from local and global regions. LL3DA[†] serves as a baseline of enriching global context with local details by extending the number of query tokens. LL3DA[†] first extracts 3D representations from different partitions of the scene. It then applies Farthest Point Sampling (FPS) to select 1,024 points, along with their corresponding point-level representations, from the union of these partitions. These sampled representations are processed through the multimodal adapter to produce 32 local tokens. Then, we can generate an additional 32 tokens from the point cloud of the entire scene. We finally obtain a total of 64 tokens by concatenating such local and global tokens and processed through a self-attention layer. The self-attention mechanism enables interaction and information exchange between the 64 tokens, enhancing the representation of both global and local representations. We evaluate the performance of LL3DA[†] on the ScanQA validation dataset, in comparison to original LL3DA and our PerLA. As demonstrated in Tab. H, increasing the number of tokens allows LL3DA[†] to achieve a modest performance improvement, as expected. However, its effectiveness remains limited compared to PerLA. This is because PerLA is specifically designed to capture both global context and local details during the scene encoding phase. Furthermore, it is trained with carefully crafted loss functions that ensure stable and efficient learning.

E.2. Scene-aware visual prompt encoder

In the visual prompt encoder, we integrate the detail-enriched scene representations to enhance the prompt rep-

Table I. Ablation study on the impact of the scene-aware prompt encoder on the ScanQA [2] validation dataset.

Method	C↑	B4↑	M↑	R↑
without scene-aware	78.01	14.46	17.32	39.46
with scene-aware	78.13	14.49	17.44	39.60

resentations for clicks and object bounding boxes as explained in Appendix B. To evaluate the efficiency of the scene-aware visual prompt encoder, we conducted experiments on the ScanQA [2] validation dataset. As shown in Tab. I, by integrating scene representations with the visual prompts, while not being a major contributor to the performance, it brings consistent marginal improvements across all evaluation metrics.

E.3. Performance for two stage training

As in prior works [9, 21], PerLA uses a two-stage training strategy, where the model is pre-trained on an ensemble dataset comprising diverse 3D tasks. This ensemble dataset allows the model to develop a broad understanding of various 3D scenarios, building the base as a 3D *generalist* model, such as scene description, dense captioning, and question answering. Then, instruction-following fine-tuning is further applied to the generalist model to further enhance its performance on specialized downstream tasks, such as 3D dense captioning and 3D question answering, using task-specific datasets.

We evaluate the performance of PerLA under this two-stage training paradigm, as summarized in Tab. J, together with several baseline methods. The first three rows in Tab. J display the performance of models trained from scratch as task-specific experts. The next three rows show the results of models fine-tuned on individual tasks, initialized from the generalist model’s weights. The final row reports the performance of the generalist model without fine-tuning, where a single set of weights is used to handle all tasks.

Our generalist model (the last row without fine-tuning) demonstrates strong task differentiation capabilities, excelling in tasks such as 3D dense captioning and 3D question answering when provided with appropriate textual instructions and visual prompts. For instance, the fine-tuned model achieves notable improvements on ScanRefer (69.41 C@0.5) and ScanQA (78.13 CiDER), showcasing its ability to leverage the generalist pre-training to boost downstream task performances. However, the generalist model exhibits relatively lower performance on Nr3D compared to ScanRefer, likely because these datasets address the same dense captioning task, and explicit differentiation between them was not included during training. Despite this, the model achieves higher scores on ScanRefer (69.41 C@0.5), potentially indicating a preference for dataset-specific characteristics or structural differences between the datasets. Im-

Table J. Performance for Two-Stage Training. The first three rows report the performance of PerLA trained from scratch as task-specific experts on their respective training datasets. The subsequent three rows present the results of models fine-tuned on each dataset using weights initialized from the generalist model trained across all task-specific datasets. The final row evaluates the generalist model’s performance without fine-tuning. ScanRefer [6] and Nr3D [1] are evaluated for dense captioning, while ScanQA [2] is evaluated for question answering. The results demonstrate the effectiveness of our generalist model in multi-task scenarios and its strong performance after fine-tuning.

Method	ScanRefer@0.5				Nr3D@0.5				ScanQA			
	C↑	B4↑	M↑	R↑	C↑	B4↑	M↑	R↑	C↑	B4↑	M↑	R↑
ScanRefer (scratch)	63.02	35.02	25.61	54.09	-	-	-	-	-	-	-	-
Nr3D (scratch)	-	-	-	-	48.37	28.36	25.72	55.97	-	-	-	-
ScanQA (scratch)	-	-	-	-	-	-	-	-	74.44	13.69	15.78	36.49
ScanRefer (fine-tuned)	69.41	38.02	29.07	56.80	-	-	-	-	-	-	-	-
Nr3D (fine-tuned)	-	-	-	-	55.06	31.24	28.52	59.13	-	-	-	-
ScanQA (fine-tuned)	-	-	-	-	-	-	-	-	78.13	14.49	17.44	39.60
w/o fine-tuning	66.10	37.03	27.33	54.92	51.57	28.40	26.24	56.32	76.88	14.05	16.07	37.97

Table K. Quantitative Comparisons on Scene Description, Embodied Dialogue, and Embodied Planning on the ScanNet part of 3D-LLM [21] with a beam size = 4 for beam search.

Task	Method	BLEU-1↑	BLEU-2↑	BLEU-3↑	BLEU-4↑	CiDER↑	METEOR↑	Rouge-L↑
Scene Description	OPT-1.3B [62]	15.79	6.10	2.07	0.84	0.00	8.40	11.70
	OPT-2.7B [62]	19.97	7.59	3.62	1.13	0.00	6.60	12.32
	OPT-6.7B [62]	24.40	9.93	3.64	1.13	0.06	8.99	16.96
	LLAMA-7B [51]	19.26	7.69	2.79	0.92	0.20	7.00	12.31
	LL3DA [9]	29.94	21.56	14.93	10.02	1.32	12.31	27.08
	PerLA	31.29	23.67	16.23	12.14	4.39	13.85	28.79
Embodied Dialogue	OPT-1.3B [62]	2.44	1.05	0.46	0.23	0.31	5.62	4.83
	OPT-2.7B [62]	3.88	1.56	0.73	0.39	0.38	7.38	6.28
	OPT-6.7B [62]	3.59	1.65	0.81	0.43	0.25	6.88	6.16
	LLAMA-7B [51]	4.08	1.80	0.90	0.50	0.27	7.81	6.68
	LL3DA [9]	48.14	39.83	34.83	31.32	260.07	27.21	47.69
	PerLA	49.91	41.10	36.06	32.66	262.73	33.26	48.24
Embodied Planning	OPT-1.3B [62]	1.26	0.59	0.26	0.13	0.16	0.24	3.56
	OPT-2.7B [62]	2.02	0.99	0.49	0.26	0.10	3.59	4.35
	OPT-6.7B [62]	2.03	1.06	0.53	0.28	0.00	3.65	3.94
	LLAMA-7B [51]	2.24	1.13	0.55	0.29	0.04	3.53	4.71
	LL3DA [9]	45.07	33.04	24.96	19.15	196.78	19.87	45.58
	PerLA	48.96	36.19	27.82	22.42	213.71	26.28	47.57

portantly, the generalist weights serve as a strong initialization for fine-tuning specific tasks. For example, the fine-tuned model on ScanRefer reaches 69.41 C@0.5, significantly outperforming the model trained from scratch (63.02 C@0.5). This highlights the advantages of pretraining as a generalist in boosting task-specific performance. Overall, the results demonstrate that such two-stage training approach enables effective multi-task learning while maintaining robust performance across individual tasks, even when faced with diverse datasets and objectives.

E.4. More results on Scene Description, Embodied Dialogue and Embodied Planning

To provide a comprehensive evaluation, we present additional results on the tasks of scene description, embodied dialogue, and embodied planning using the ScanNet subset of the 3D-LLM dataset [21], which has been used as part of our pre-training dataset. Consistent with the dataset split defined prior work [9], scenes with IDs less than 600 are used for training, while the remaining scenes are reserved for validation. We evaluate these tasks using the same metrics as in the main paper: BLEU-n [40] (1-4), CiDER [52], METEOR [3], and Rouge-L [31].



Figure F. Qualitative results for 3D scene understanding tasks, including (a) question answering on ScanQA [2], (b,c) dense captioning on ScanRefer [6], and (d,e) dense captioning on Nr3D [1]. On ScanQA, PerLA successfully identifies and reasons about objects and their relationships in the scene. For example, when asked, “What is the color of the sofa chair next to a queen-sized bed?”, PerLA accurately answers by localizing the relevant chair and determining its color. Similarly, for complex spatial queries like “Which item is to the left of the bookshelf?” PerLA shows a clear understanding of spatial relationships, providing correct and concise answers. For ScanRefer, PerLA demonstrates robust descriptive capabilities by capturing object attributes (e.g., “the rectangular brown desk” and “the round table in the center of the room”) and spatial relationships. Compared to LL3DA [9], which often generates incomplete or erroneous descriptions, PerLA excels in producing detailed and accurate outputs. Similarly, on Nr3D, PerLA showcases fine-grained spatial reasoning, with outputs like “the door that is open” and “the backpack closest to the bed,” emphasizing its superior understanding of object attributes and spatial relationships.

As shown in Tab. K, for scene description, PerLA outperforms all baselines, including LL3DA, across all metrics. Notably, it achieves substantial improvements in CiDER (+3.07) and METEOR (+1.54) compared to LL3DA.

For embodied dialogue, while LL3DA has already scored quite competitive performance, PerLA achieves further improvements across all metrics, with significant margins in BLEU-4 (+1.34), CiDER (+2.66), and METEOR (+6.05). In embodied planning, PerLA achieves the highest scores across all metrics, surpassing LL3DA, with notable improvements in CiDER (+16.93) and METEOR (+6.41)

These results affirm that PerLA, by enhancing the capability of 3DLAs in perceiving 3D scene details, can consistently improve performance on various downstream tasks, being beneficial to not only perception tasks but also tasks in general embodied context, such as planning.

E.5. Qualitative results

We provide additional qualitative visualization results (Fig. F) on two 3D scene understanding tasks: 3D question answering and 3D dense captioning. The visualization includes (a) question answering on ScanQA [2], (b) dense captioning on ScanRefer [6], and (c) dense captioning on Nr3D [1]. These examples underscore the effectiveness of PerLA in producing more accurate responses when addressing questions specific to a given 3D scene.

For the 3D question answering task on ScanQA, PerLA is able to correctly interpret natural language questions and respond with accurate answers that are grounded in the 3D scene. For example, when asked, “What color is the chair near the desk?” or “How many doors are in the room?”, PerLA can accurately identify relevant objects and their attributes. While in contrast, baseline models like LL3DA [9] struggle with questions requiring multi-step reasoning or fine-grained scene comprehension, often producing incomplete or incorrect answers.

For the 3D dense captioning task, PerLA also demonstrates exceptional descriptive capabilities, accurately capturing object attributes (e.g., “the rectangular brown desk” and “the round table in the center of the room”) and spatial relationships. In comparison, LL3DA [9] might produce incomplete or inaccurate descriptions. PerLA’s ability to provide accurate output is particularly evident in challenging cases, such as “There is a rectangular whiteboard. It is on the wall.” in ScanRefer, and small or partially reconstructed objects, such as “The plant on the desk next to the window.” in Nr3D. Moreover, in the example of “The door that is open.” and “The backpack closest to the bed.” in Nr3D, PerLA showcases its advanced fine-grained spatial understanding of the object, generating outputs such as “the door that is open” and “the backpack closest to the bed.” These examples highlight its superior understanding of both object attributes and spatial relationships, further

distinguishing PerLA as a more perceptible solution for 3D scene understanding tasks.