

RAGDiffusion: Faithful Cloth Generation via External Knowledge Assimilation

Xianfeng Tan^{2*}, Yuhan Li^{1*†}, Wenxiang Shang², Yubo Wu², Jian Wang²,
Xuanhong Chen¹, Yi Zhang¹, Ran Lin^{2‡}, Bingbing Ni^{1‡}

¹Shanghai Jiao Tong University, Shanghai 200240, China ²Alibaba
{tanxianfeng.txf@alibaba-inc.com, melodious@sjtu.edu.cn}

<https://colorful-liyu.github.io/RAGDiffusion-page/>

Abstract

Standard clothing asset generation involves creating forward-facing flat-lay garment images displayed on a clear background by extracting clothing information from diverse real-world contexts, which presents significant challenges due to highly standardized sampling distributions and precise structural requirements in the generated images. Existing models have limited spatial perception and often exhibit structural hallucinations in this high-specification generative task. To address this issue, we propose a novel Retrieval-Augmented Generation (RAG) framework, termed RAGDiffusion, to enhance structure determinacy and mitigate hallucinations by assimilating external knowledge from LLM and databases. RAGDiffusion consists of two core processes: (1) Retrieval-based structure aggregation, which employs contrastive learning and a Structure Locally Linear Embedding (SLLE) to derive global structure and spatial landmarks, providing both soft and hard guidance to counteract structural ambiguities; and (2) Omni-level faithful garment generation, which introduces a three-level alignment that ensures fidelity in structural, pattern, and decoding components within the diffusing. Extensive experiments on challenging real-world datasets demonstrate that RAGDiffusion synthesizes structurally and detail-faithful clothing assets with significant performance improvements, representing a pioneering effort in high-specification faithful generation with RAG to confront intrinsic hallucinations and enhance fidelity.

1. Introduction

While the high quality of images generated by diffusion models [27, 57] has significantly lowered the barriers for individuals to engage in convenient content creation across

* Joint first authors.

†Work done during an internship at Alibaba.

‡Joint corresponding authors.



Figure 1. RAGDiffusion synthesizes structurally and pattern-wise faithful standard garments by assimilating retrieved knowledge.

various tasks, the generation of 2D standard clothing assets from in-the-wild data has been relatively underexplored. Standard clothing asset generation refers to generating forward-facing flat-lay garment images [78] on a clear background by recovering clothing information from arbitrary real-world scenes (e.g., garments hung on hangers, worn by models, or casually laid on chairs in Fig. 1). Standard garment serves as an important intermediary variable connecting multiple downstream applications, such as garment design, product display, and virtual fitting [24, 80, 81].

Standard clothing generation is a challenging high-specification generative task primarily due to the highly constrained manifold of standard clothing distributions [78]

and the high sensitivity of users, which demands a strong fidelity to the generated results. In practice, we have observed that the quality of existing general generative models [52, 69] fails to reach a level that is realistically usable, especially concerning the structure of garments. Actually, these structurally unreliable outcomes, referred to as *structure hallucinations* [4], are commonly seen in the outputs of large generative models [44, 48], manifesting as distorted facial expressions, palms with 6 fingers, and nonsensical text [4], *etc.* Current generative models often prioritize compatibility with multi-modal or multi-conditional inputs [34, 49], sampling acceleration [38, 57], and zero-shot editing capabilities [16, 25]. A limited number of works [1, 20, 47] have attempted to mitigate the phenomenon of structural hallucinations through extensive training with a large number of trainable parameters. However, the unsustainable training costs and data requirements render this approach impractical [7]. In this study, we take a step towards addressing the prevalent structure hallucinations in the generation process, aiming for higher specification image generation in the future.

Inspired by the recent advancements in retrieval-augmented NLP [9, 51], we propose RAGDiffusion, a more general and efficient solution, by introducing Retrieval-Augmented Generation (RAG) [51] to enhance *structural determinacy* during the generation process. Our insight is to eliminate the inherent uncertainty of generative processes by assimilating structural representations and knowledge from external models and databases. This approach avoids the traditional method of heavily compressing visual concepts into a large model through costly training, thereby alleviating the burden on generative models. RAGDiffusion, as a RAG paradigm for addressing the issue of structural illusions, includes two processes: information aggregation based on retrieval, and conditional generation with omni-level fidelity. (1) **Retrieval-based Structure Aggregation:** Contrastive learning [15, 23] is introduced to train a dual tower network to extract multi-modal structure embeddings from images of two branches as well as attributes derived from a large language model (LLM) [3, 5]. Considering potential encoding bias in real-world data, we propose a structure retrieval named Structure Locally Linear Embedding (SLLE) to project the predicted structure embedding towards a standard manifold [54, 70] as well as offer a silhouette landmark. The remapped latent structure embedding and the landmarks provide both *soft* and *hard* structure guidance respectively to eliminate structural hallucinations. (2) **Omni-level Faithful Garment Generation:** To enhance the faithfulness of the standard garment, RAGDiffusion involves three-level alignment into the generation process of the diffusion model to provide feedback on *structure, pattern and decoding faithfulness* for garment components. Specifically, we align spatial structure

with Embedding Prompt Adapter and Landmark Guider, ensure the generated pattern detail matches the conditioning by ReferenceNet [28], and reduce distortion during reconstruction from VAE [32] by Parameter Gradual Encoding Adaptation (PGEA) to adapt the SDXL [48] backbone to a more powerful VAE.

To the best of our knowledge, RAGDiffusion stands as a pioneering multi-modal RAG method to solve intrinsic hallucination and unfaithfulness during image synthesis. Our innovative insight of incorporating external prior knowledge with retrieval to mitigate uncertainty has the potential to catalyze advancements across a broader spectrum of faithful generation applications as showcased in training-free demos in Sec. 4.5. We summarize the contributions of this paper as follows:

- We propose RAGDiffusion, a novel RAG framework for standardized clothing generation with representation learning and SLLE to offer structure determinacy and eliminate hallucination.
- We employ a three-level alignment in RAGDiffusion, addressing structure, pattern, and decoding aspects, ensuring faithfulness of clothing on this high-specification task.
- Comprehensive experiments on challenging in-the-wild sets demonstrate RAGDiffusion is capable of synthesizing both structure and detail faithful clothing assets, outperforming current methods by a substantial margin. Furthermore, the ablation study has validated the effectiveness of different parts of RAGDiffusion.

2. Related works

Retrieval-augmented generative models. Retrieval-augmented strategies leverage external databases to enhance the capabilities of generative models across a variety of tasks. For instance, the RETRO [8] modifies an LLM to effectively utilize external databases, achieving impressive performance. In the realm of image synthesis, retrieval has been employed in both GANs [12, 59] and diffusion models [7, 56], accommodating 3D generation [55], video generation [76] and artistic styles [53]. The essence of these works lies in retrieving similar images to serve as mimetic references for generating specified content, particularly in cases where the generative models are insufficiently trained. In contrast, our RAGDiffusion aims to leverage retrieval to aggregate structural information, thereby mitigating intrinsic hallucinations and boosting the performance of large base generative models on high-standard tasks.

Controllable text-to-image diffusion models. To attain conditional control in text-to-image diffusion models, ControlNet [75], T2I-Adapter [43] and IP-Adapter [69] incorporate additional trainable modules to fuse conditions on feature maps. Additionally, recent investigations have utilized a variety of prompt engineering techniques [33, 67, 79] and implemented cross-attention constraints [14, 30, 64, 82] to

facilitate more controllable generative processes. Furthermore, some studies further investigate multi-condition or multi-modal generation within a single diffusion model [29, 34, 49, 83]. However, these approaches rely on the associative capabilities of stable diffusion, which do not guarantee fidelity in terms of structure and detail in the generated results, particularly when dealing with the highly standardized sampling of standard garments.

Image restoration. Recent studies [39, 60, 71] have made pioneering strides in developing universal models for natural image restoration. These investigations encompass tasks such as weather effect removal, low-light image enhancement, denoising, and deblurring. One of the most popular applications is image inpainting [11, 26, 41, 48, 65] which utilizes text prompts to guide the generation of content within editing regions. Most similar to our task, document image restoration [62, 68, 73] addresses issues such as dewarping [17, 21, 40, 72], deshadowing [35, 36, 74], and illumination correction [18, 62, 73]. However, unlike 2D document restoration, standard garment generation is inherently a 3D semantic content restoration task and may be influenced by factors such as occlusions, accessories, and human body parts, presenting greater challenges in semantic localization. Consequently, existing image restoration techniques fall short of achieving faithful cloth generation.

3. Method

An overview of the RAGDiffusion is presented in Fig. 2. The backbone of RAGDiffusion employs the SDXL [52], with the preliminary detailed in Appendix. Given an in-the-wild clothing image $x_{itw} \in \mathbb{R}^{H \times W \times 3}$, RAGDiffusion is aimed to generate an authentic standard flat lay in-shop garment image x_{std} . A dual tower StructureNet extracts latent structure embeddings by contrastive learning as detailed in Sec. 3.1, and SLLE retrieves and fuses structure embeddings and landmarks as in Sec. 3.2. Three-level alignment generation involves Embedding Prompt Adapter, ReferenceNet, and PGEA for structure, pattern, and decoding faithfulness described in Sec. 3.3.

3.1. Dual-tower embeddings extraction

To eliminate structural hallucinations, a straightforward approach is to extract structural features from images and feed them into generative networks, as seen in StyleGAN [31] and LADI-VTON [42], which use additional latent coding to module conditions. Accordingly, we extract latent structure embeddings through contrastive learning [50], using garments that share similar canny but are texture-dissimilar as training pairs. This process exploits the structural similarities between specialized pairs, which are not emphasized during the conventional training of diffusion.

Contrastive learning. Given a batch of N (in-the-wild clothing x_{itw} , standard clothing x_{std}) pairs, StructureNet

g_θ is trained to predict which of the $N \times N$ possible (x_{itw} , x_{std}) pairings across a batch actually occurred according to structure similarity. To do this, StructureNet learns a multi-modal embedding space by jointly training a dual tower encoder tailored for x_{itw} and x_{std} to maximize the cosine similarity of the embeddings of the N real pairs (marked with superscript +) in the batch while minimizing the similarity of the $N^2 - N$ incorrect pairs (marked with superscript -). To be specific, the LLM is used to extract 10 types of discrete attributes of clothing (e.g., Category, FitType, CollarTechnique, IfTopTuckIn), which incorporates general in-context image knowledge from the language model [3, 5], eliminating semantic deficiencies and ambiguities present in vision. Then we assign a learnable embedding f_{attr} to each discrete attribute. The image structure features f_{img} are extracted by the twin ViT [19] encoder and concatenated with the attributes embeddings f_{attr} to form the final latent structure embeddings e after non-linear projection head. We optimize the InforNCE loss [15] over these latent structure embeddings $\{e_{itw}, e_{std}\}$ from $\{x_{itw}, x_{std}\}$ as:

$$\mathcal{L} = \frac{1}{N} \sum_{i=1}^N \log \frac{\exp(e_{itw,i} \odot e_{std,i}^+ / \tau)}{\exp(e_{itw,i} \odot e_{std,i}^+ / \tau) + \sum_{e_{std}^-} \exp(e_{itw,i} \odot e_{std,i}^- / \tau)}, \quad (1)$$

where \odot is cosine similarity between two vectors, N is the batch size, and τ is a temperature scalar.

3.2. Retrieval-augmented SLLE

By integrating structural knowledge from StructureNet into the stable diffusion (SD), we have improved the style and structure of generated flat-lay clothing as shown in Sec. 4.3. However, due to the limited spatial perception inherent in the SD [10, 37], it often struggles to accurately represent the length and contours of clothing items. This issue becomes particularly evident when the fit of garments on human bodies may not be well illustrated (Fig. 5), where we rely solely on soft embedding guidance e_{std} . Furthermore, since StructureNet g_θ is trained on a limited set of contrastive pairs, it may perform poorly with out-of-distribution samples, making it unreliable for real-world applications.

We have observed that creating a comprehensive database of standard flat-lay clothing for retrieval is easier than gathering comprehensive in-the-wild samples (numerous scenarios). In this context, we set standard clothing e_{std} as basic vectors and propose Structure Locally Linear Embedding (SLLE), which is a manifold projection [54] to correct each predicted structure embedding e_{itw} into the target space of standard embedding e_{std} to mitigate potential error. Meanwhile, the retrieval database provides structure landmarks to strengthen explicit spatial constraints.

Memory database. To execute SLLE, we establish a retrieval memory database. We first encode the collected standard flat-lay clothing image dataset into a series of latent

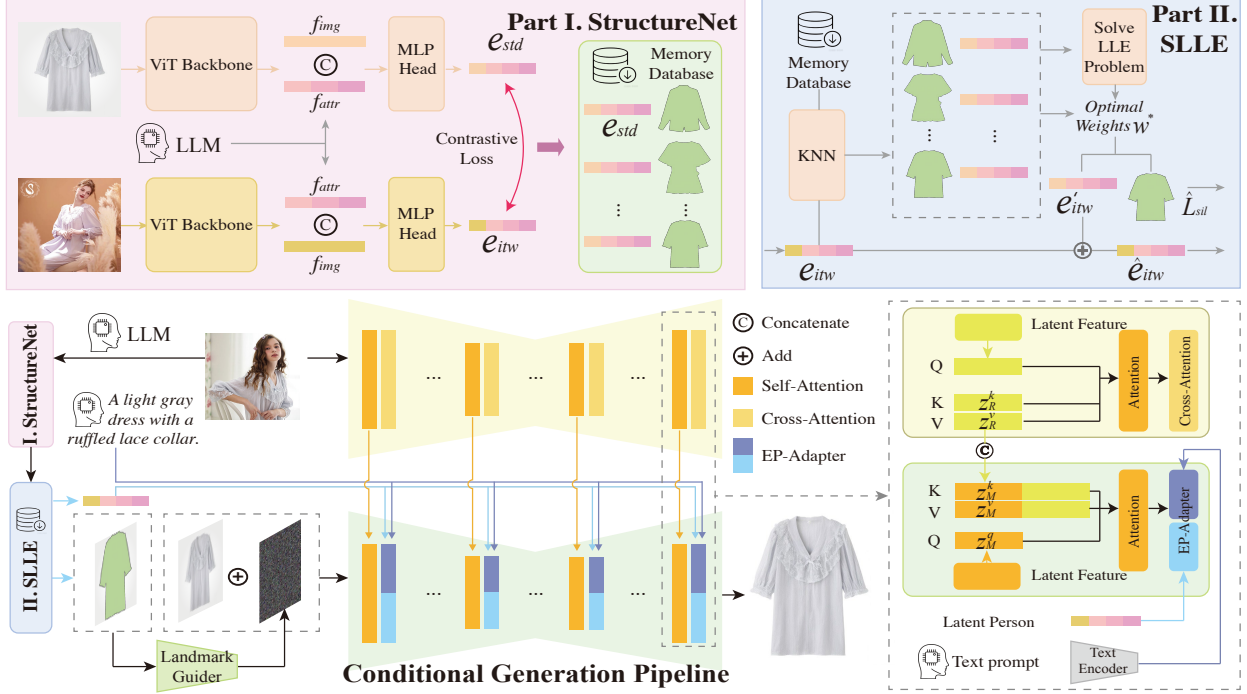


Figure 2. Overall framework of RAGDiffusion. StructureNet provides latent structural embeddings, while SLLE facilitates the embedding fusion along with landmark retrieval. The generative model synthesizes multiple conditions to achieve omni-level high-fidelity generation.

structure embeddings e_{std} with StructureNet g_θ . The silhouette landmarks L_{sil} are also extracted to designate areas for generated content. Thus an external memory database \mathcal{D} that consists of embedding-landmark pairs (e_{std}, L_{sil}) is obtained. These structure embeddings are utilized in matching algorithms [22], enabling a given in-the-wild garment to find the most compatible standard features e_{std} and landmarks during inference. Notice that landmarks can be any structural figure. Here, we use the outline of clothing, primarily to tackle the challenges of limited spatial perception in SD (e.g. length and contour) [10, 37].

Structure LLE algorithm. In this process, retrieval-augmented SLLE drags in-the-wild embedding closer to the standard flat-lay garment embeddings to void outliers during inference, as well as offer silhouette landmarks. Motivated by the successful practice of classic locally linear embedding in [6], we assume that the garment embedding or landmark and its nearby points are locally linear on the manifold, eliminating the need to project them into a higher-dimensional space as vanilla LLE [54] does. Specifically, given an extracted garment embedding e_{itw} , the goal of SLLE is to reconstruct embedding e'_{itw} with standard embeddings e_{std} as basis vectors. We start by searching the K nearest standard embeddings $\{e_{std}^1, \dots, e_{std}^K\}$ from the standard garment memory database \mathcal{D} using cosine similarity. Thus K corresponding flat-lay cloth silhouette landmarks $\{L_{sil}^1, \dots, L_{sil}^K\}$ are obtained as well. Next, a linear combi-

nation of these neighbors is sought to reconstruct e'_{itw} by minimizing the error $\|e'_{itw} - e_{itw}\|_2$, which could be formulated as the least-squared optimization problem:

$$\min \left\| e_{itw} - \sum_{i=1}^K w_i \cdot e_{std}^i \right\|_2, \quad s.t. \sum_{i=1}^K w_i = 1, \quad (2)$$

where w_i is the barycentric weight of the i -th nearest embedding e_{std}^i . The optimal weights $\{w_1, \dots, w_K\}$ can be determined by solving Eq. (2). Subsequently, we can reconstruct the shape embedding as $e'_{itw} = \sum_{i=1}^K w_i \cdot e_{std}^i$. Ideally, the reconstructed embedding e'_{itw} serves as an in-domain data point that retains structural accuracy and appropriate fitness, albeit with some information loss. In practice, we use a linear combination of original structure embedding e_{itw} and reconstructed one e'_{itw} as the final structure representation during inference:

$$\hat{e}_{itw} = \alpha \cdot \sum_{i=1}^K w_i \cdot e_{std}^i + (1 - \alpha) \cdot e_{itw}, \quad (3)$$

where $\alpha \in [0, 1]$ controls the trade-off and is set to be 0.5. The final landmark \hat{L}_{sil} is also fused with optimal weights.

3.3. Omni-Level faithful garment generation

Structure faithfulness. Inspired by the global semantics control practice by IP-Adapter [69], we adopt a similar **Embedding Prompt Adapter (EP-Adapter)** to condition the high-level semantics of structure embeddings. While maintaining the text branch unchanged, fused structure embeddings \hat{e}_{itw} after SLLE are fed into additional projection

layers to generate key and value matrices for the structure representations. Two parallel cross-attention layers process the *text modality* and the *structure embedding modality*, with the attention results being summed to replace the original single text one: $\text{Attention}(Q, K_{text}, V_{text}) + \text{Attention}(Q, K_{emb}, V_{emb})$. The EP-Adapter enhances the global/inner structural faithfulness of generation results by incorporating prior knowledge from LLM and structural training pairs as a soft constraint. Meanwhile, the contour landmark \hat{L}_{sil} involves external spatial structural information. A Landmark Guider [28] with 4 convolution layers (4×4 kernels, 2×2 strides, 16, 32, 64, 128 channels) is incorporated to align the silhouette mask with noise z_t as an explicit and hard constrain.

Pattern faithfulness. Inspired by success in human editing [13, 28], we introduce an additional U-Net encoder (*i.e.* **ReferenceNet** [28]) to precisely preserve the fine-grained details of clothing assets, which is isomorphic to the main generative U-Net (*i.e.* MainNet) and shares same initial parameter weights. The latent of in-the-wild garment image is passed through ReferenceNet to obtain the intermediate *key* and *value* features $\{z_R^k, z_R^v\} \in \mathbb{R}^{N \times l \times d}$ in self-attention, which are concatenated with the features $\{z_M^k, z_M^v\} \in \mathbb{R}^{N \times l \times d}$ from the MainNet along the l dimension to obtain the final $\{z_C^k, z_C^v\} \in \mathbb{R}^{N \times 2l \times d}$. Then we compute the self-attention on the concatenated features as:

$$\text{Attention} \{z_M^q, z_C^k, z_C^v\} = \text{softmax}\left(\frac{z_M^q z_C^{kT}}{\sqrt{d}}\right) z_C^v, \quad (4)$$

where z_M^q represents *Query* features in self-attention from the MainNet. ReferenceNet plays an important role in preserving the texture of garments when it has complicated patterns or logo prints.

Decoding faithfulness. With ReferenceNet for pattern faithfulness, we still observe fine-grained distortion, because of the image decoding degradation caused by the high compression ratio of SDXL’s VAE, as shown in Fig. 5. Although the VAE in FLUX [1] greatly alleviates the loss by inflating latent channels, challenges intrinsic to the DiT framework [47], such as slow convergence, and high data requirements, hinder its widespread adoption in the community. To address this, we propose a versatile three-stage **parameter gradual encoding adaption (PGEA)** to align the SDXL UNet with the FLUX VAE. Specifically, we expand the channels in *conv in* and *conv out* layers (from 4 to 16) in U-Net to match FLUX VAE, enabling direct modification on the SD config file to load adapted weights. Stage I: we focus on distilling the knowledge from the original *conv in* layer to the adapted *conv in* layer. The input image is encoded through different VAEs and passed into the 4 and 16-channel *conv in* layers respectively, applying a reconstruction loss between their output to update the 16-channel *conv in* layer for fast adaption. Stage II: we train the UNet on a



Figure 3. RAGDiffusion delivers both loyal structures and superior details on challenging layered and side-view situations.

standard text-to-image task for 20,000 steps, where only the 16-channel *conv in* and *conv out* layers are updated. Stage III: we train and update the entire UNet on the standard text-to-image task for 200,000 steps. The complete training of PGEA lasts for 4 days on 8 80GB-A100 GPUs. It is noteworthy that the adapted general UNet with extremely low decoding loss can be applied to various downstream tasks.

4. Experiments

4.1. Experimental setup

Datasets. We collected 65,131 pairs of (in-the-wild upper clothing, standard flat lay clothing) for training and 1969 pairs for testing, named STGarment. Among the in-the-wild clothing, there are three main displays: clothing worn on a person, clothing laid indoors, and clothing hung on hangers. We use Qwen2-VL-7B [5] to provide prompt annotations for each pair along with 10 discrete attributes (3.5 seconds per image). Additionally, we matched each pair of images with the most structurally similar flat-lay clothing for StructureNet training based on canny image similarity. We employed a clustering approach to filter and construct a memory database for retrieval, which contains 4,000 embedding-landmark pairs from the training set. Please refer to the Appendix for more details.

Implementation details. We initialize the RAGDiffusion with a pre-trained SDXL model and train it on STGarment

Method	SSIM \uparrow	LPIPS \downarrow	FID \downarrow	KID \downarrow
PBE	0.5278	0.4821	26.55	10.08
IP-Adapter	0.6067	0.4728	14.50	3.747
ReferenceNet	<u>0.6546</u>	<u>0.3979</u>	<u>10.70</u>	<u>1.399</u>
RAGDiffusion	0.6963	0.3684	9.990	1.092

Table 1. Quantitative comparisons on the STGarment dataset.

Method	SSIM \uparrow	LPIPS \downarrow	FID \downarrow	KID \downarrow
- w/o Retrieval	0.6614	0.3917	10.55	1.354
- w/o StructureNet	0.6576	0.3961	10.65	1.405
- w/o PGEA	<u>0.6926</u>	<u>0.3690</u>	<u>10.22</u>	0.940
Full RAGDiffusion	0.6963	0.3684	9.990	<u>1.092</u>

Table 2. Quantitative ablation study of each component.

using an AdamW optimizer with the learning rate of $5e-5$ at a resolution of 768×768 . The models are trained for 5 days on 8 80GB-A100 GPUs with DeepSpeed [2] ZeRO-2 to reduce memory usage, at a batch size of 15. $K = 4$ in SLLE in Eq. (2). The StructureNet (*i.e.* embedding encoder) utilizes CLIP-ViT-L/14 image encoder as the backbone and is fine-tuned on nearly 200 million various garment images following DinoV2 [45]. StructureNet is further trained on STGarment with contrastive learning for 4 days on 4 80GB-A100 GPUs at a batch size of 128. At inference time, we run RAGDiffusion on a single NVIDIA RTX 3090 GPU for 30 sampling steps with the DDIM sampler [57]. Please refer to the Appendix for more details.

Evaluation protocols. About **generation quality**, We utilize LPIPS [77] and SSIM [63] to assess the reconstruction accuracy of the generated garments by comparing them with the provided ground truth (GT) images. Additionally, we employ FID [46] and KID [58] metrics to evaluate the realism and authenticity of the generated distributions. In terms of **retrieval ability**, we evaluate the top-1 accuracy and top-5 accuracy of retrieval results from the memory database \mathcal{D} across 1969 test samples, alongside the average Intersection over Union (IoU) of the corresponding silhouette masks with GT ones. Given the absence of GT masks of test samples in the memory database \mathcal{D} , we define the retrieved masks to be accurate if their IoU exceeds 0.85.

Baselines. Standard garment generation from images is a new task. In general, conditional generation using SD involves three classic methods: IP-Adapter [69], ReferenceNet [28], and ControlNet [75]. ControlNet is primarily designed for spatial-aligned conditional injection, which is not suitable for our task. Therefore, we trained IP-Adapter and ReferenceNet as powerful and intuitive baselines based on SDXL. Additionally, we also trained the classic image-to-image model Paint-by-Example [66] (PBE) as a baseline.

Scale	Top-1 Acc. \uparrow	Top-5 Acc. \uparrow	IOU \uparrow
1000	76.6%	93.4%	0.872
2000	78.2%	93.2%	0.885
4000	80.6%	93.7%	<u>0.902</u>
8000	<u>79.7%</u>	<u>93.4%</u>	0.905

Table 3. Retrieval accuracy at different scales of external database.

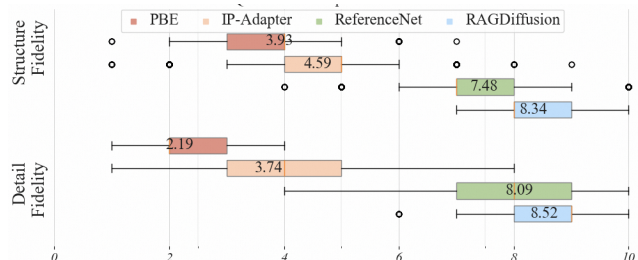


Figure 4. Boxplot illustration of user study. RAGDiffusion demonstrates better performance and stability across scenes.

4.2. Generation comparisons with baselines

Qualitative results. Fig. 3 presents a qualitative comparison between RAGDiffusion and baselines on the STGarment dataset. Paint-by-example has yielded entirely unsuccessful outputs. Meanwhile, IP-Adapter exhibits a high-level perception of garment semantics, generating roughly accurate structure even in layered and side-view situations, although it suffers from severe texture distortion. In contrast, ReferenceNet manages to maintain correct textures in challenging scenarios but encounters structural confusion and distortion. This phenomenon may stem from ReferenceNet’s over-reliance on local texture features, lacking the benefits of a global perspective in challenging cases. RAGDiffusion employs a retrieval-aggregate approach to capture structural information and integrates conditional controls from EP-Adapter, Landmark Guider, and ReferenceNet, yielding promising performance in both structurally faithful and detail-oriented garment conversion. Notably, while all models are trained on the same dataset, RAGDiffusion assimilates high-quality contour landmarks and structure embeddings as external prior to producing visually compelling results that enhance depth and realism.

Quantitative results. As indicated in Tab. 1, we quantitatively evaluate the *generation quality* of various methods on the STGarment dataset, demonstrating that RAGDiffusion significantly outperforms all baseline approaches. This confirms RAGDiffusion’s ability to deliver superior and accurate garment generation across diverse scenarios. Retrieval, as a crucial component of RAGDiffusion for assimilating external knowledge, plays a significant role. Using the evaluation metrics described in Sec. 4.1, we report the *retrieval accuracy* at different sizes of the external memory database \mathcal{D} in Tab. 3. Specifically, we employ cluster-



Figure 5. Ablation study. Without retrieval, RAGDiffusion suffers inaccurate external silhouettes. Embeddings from StructureNet improve inner structure, while PGEA enhances detail preservation.

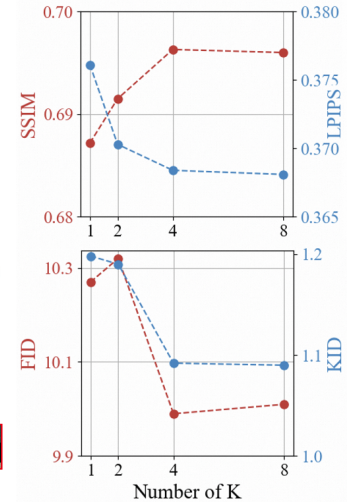


Figure 6. Embedding remapping sensitivity to K in Eq. (3).

ing and downsampling algorithms to iteratively eliminate outliers and highly similar samples from the original memory database, constructing retrieval libraries of four different scales: 1000, 2000, 4000, and 8000 samples. When the memory database \mathcal{D} is too large, outliers may adversely affect quality if embeddings are inaccurate, while redundant samples reduce retrieval efficiency. Conversely, if the memory database \mathcal{D} is too small, the retrieval library may lack sufficient representativeness and completeness, adversely affecting the generation performance for specific categories. Notably, a memory database comprising 4000 samples achieved the best trade-off in performance. Please refer to the Appendix for more technical details.

User study. When metrics like FID and SSIM assess the realism and authenticity of standard garment generation, they tend to be less sensitive to high-frequency information such as contours, collar variations, buttons, and color shifts [16]. We conducted user studies involving 25 participants to evaluate different methods based on user preferences across 200 randomly selected image pairs from the test set. Participants were asked to assign a preference score (ranging from 1 ~ 10) in terms of structural fidelity and detail fidelity for each sample generated by anonymized methods. As illustrated in Fig. 4, we report the distribution of the scores, encompassing medians, means, quartiles, and outliers. Our findings reveal that RAGDiffusion is significantly preferred over all baseline methods in terms of structural fidelity ($mean = 8.34$) and detail fidelity ($mean = 8.52$). Additionally, the narrow range of outliers in our method indicates a more stable generation across various scenes.

4.3. Ablation study

Retrieval. One of the key processes of SLLE is to retrieve silhouette landmarks that enhance explicit spatial constraints. Consequently, we removed landmarks as the baseline named "w/o Retrieval" in Tab. 2 and Fig. 5. The model without retrieval exhibits significant contour errors, particularly around the back collar, sleeve length, and garment length. This is attributed to the fact that retrieval-augmented SLLE incorporates priors from LLM, which transcend visual limitations and aid the generative model in accurate spatial structures of clothing through the use of landmarks. Furthermore, we investigate the role of SLLE in embedding remapping in Sec. 4.4.

StructureNet. The StructureNet, based on contrastive learning, provides latent structure embeddings that are utilized for similarity-based retrieval in SLLE and feature injection in the EP-Adapter. To validate the necessity of our proposed StructureNet, we removed the structure embedding and the subsequent retrieval process as the baseline labeled "w/o StructureNet". As illustrated in Tab. 2 and Fig. 5, the model lacking latent structure embedding frequently displays artifacts in the internal structures of the clothing, such as inaccurate collars, missing pockets, and confusion due to occlusions. This demonstrates that structure embedding serves as global guidance and plays a significant role in optimizing the internal structures of apparel.

PGEA. PGEA is employed to mitigate information loss during the VAE encoding and decoding process. As illustrated in Tab. 2 and Fig. 5, the model utilizing PGEA achieves clearer and more accurate edges in high-frequency texture simulation; additionally, it shows significant improvements in the recovery of logos and text. PGEA ef-

fectively alleviates the long-standing issue of distortion in fine patterns that has hindered the widespread application of AIGC in commercial scenarios.

4.4. Component analysis

Latent structure embedding distributions. We further visualize the learned latent embedding distribution in Fig. 7 to gain an in-depth comprehension of how the embeddings work in retrieval and the EP-Adapter. For this purpose, we sample $N = 200$ pairs of (in-the-wild cloth embedding e_{itw} , standard cloth embedding e_{std}) pairs from our dual-tower StructureNet. We then employ t-SNE [61] to project each feature representation into a point within Fig. 7. Notably, 1) the dual-branch embeddings (e_{itw} , e_{std}) corresponding to the same category exhibit clustering behavior, indicating that the learned priors in StructureNet effectively perform structural alignment cross domains, thus facilitating retrieval based on structural similarity; and 2) representations from different categories are clearly dispersed, demonstrating that the embeddings encompass discriminative structural information, which aids in generation through the EP-Adapter. Lastly, we also visualize the distribution of cosine similarity between a given sample and images from the external memory database \mathcal{D} in Fig. 8. The cosine similarities present a normal distribution, affirming that the constructed embedding library is representative and comprehensive. Furthermore, the examples visualized for different similarity retrieval results effectively illustrate the efficacy of the landmark retrieval mechanism.

Number of retrieved embeddings. As the number K of retrieved nearest neighbors in Eq. (2) during SLLE plays a fundamental role in the properties of the final structure embeddings and landmarks, we demonstrate the fusion sensitivity to K in Fig. 6. A smaller K value facilitates the sharp edge of landmarks, whereas a larger K value enhances the accurate representation of the reconstructed embedding e'_{itw} in Eq. (3). It can be observed that the optimal performance occurs at $K = 4$, which also serves as the default parameter setting for other experimental parts.

4.5. Extended applications of RAG

The core concept of RAGDiffusion lies in *leveraging retrieval to provide structural determinism*, thereby enhancing the quality and fidelity of generated content. This approach has broad applicability beyond garment generation. When equipped with a comprehensive retrieval database and an accurate retrieval mechanism, it can effectively address issues such as incorrect hand structure and prompt control failures, minimizing structural hallucinations.

In extended studies, we employ a training-free RAG system in three tasks in Fig. 9: Pose Control, Finger Refining, and Background Replacing, with retrieval banks consisting of 30 landmarks for each task. As an ablation, we employ

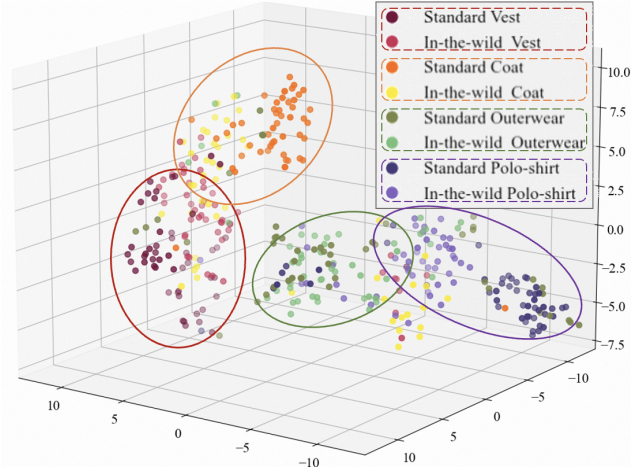


Figure 7. Visualization of embedding distribution with t-SNE. Observe intra-class dual-tower coherence and inter-class divergence.

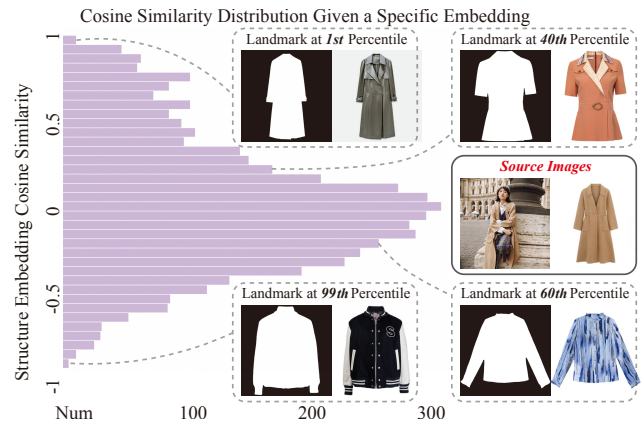


Figure 8. Distribution of cosine similarity between a given sample and images from the external memory database.

SD 1.5 to directly generate images from prompts, which often results in (a) poses that misalign with the descriptions, (b) structural inaccuracies, and (c) outputs of low quality. Subsequently, we utilize GPT-4o to retrieve corresponding landmarks from the external demo banks, employing pre-trained ControlNet [75] or IP-Adapter [69] for conditioning. This intervention significantly improves the quality of the generated outputs and eliminates structural hallucinations. While this represents a training-free toy demonstration, it showcases the extensive potential of RAG-assisted generation, particularly in professional commercial contexts that demand high standards and rigor.

5. Conclusion

In conclusion, RAGDiffusion presents a significant advancement in the generation of standardized clothing assets by effectively addressing the prevalent challenges



Figure 9. Extended cases of RAG to provide structural determinism, enhancing the quality and fidelity towards human intentions.

of structural hallucinations and fidelity in generated images. By integrating Retrieval-Augmented Generation with a dual-process framework—focusing on retrieval-based structure aggregation and omni-level faithful generation—we demonstrate a robust approach to creating high-quality garment images that maintain structural integrity and detail accuracy. Comprehensive experiments and in-depth analysis demonstrate notable performance improvements over existing generative models. We hope that RAGDiffusion will help open avenues for RAG in diverse high-specification, faithful generation tasks, bringing us closer to the goal of professional content creation for all.

References

- [1] 21. Flux.1-dev. <https://github.com/black-forest-labs/flux>. 2, 5
- [2] 40. DeepSpeed. <https://github.com/microsoft/DeepSpeed>. 6
- [3] Josh Achiam, Steven Adler, Sandhini Agarwal, Lama Ahmad, Ilge Akkaya, Florencia Leoni Aleman, Diogo Almeida, Janko Altenschmidt, Sam Altman, Shyamal Anadkat, et al. Gpt-4 technical report. *arXiv preprint arXiv:2303.08774*, 2023. 2, 3
- [4] Sumukh K Aithal, Pratyush Maini, Zachary C Lipton, and J Zico Kolter. Understanding hallucinations in diffusion models through mode interpolation. *arXiv preprint arXiv:2406.09358*, 2024. 2
- [5] Jinze Bai, Shuai Bai, Shusheng Yang, Shijie Wang, Sinan Tan, Peng Wang, Junyang Lin, Chang Zhou, and Jingren Zhou. Qwen-vl: A frontier large vision-language model with versatile abilities. *arXiv preprint arXiv:2308.12966*, 2023. 2, 3, 5, 4
- [6] Volker Blanz and Thomas Vetter. Face recognition based on fitting a 3d morphable model. *IEEE Transactions on pattern analysis and machine intelligence*, 25(9):1063–1074, 2003. 4
- [7] Andreas Blattmann, Robin Rombach, Kaan Oktay, Jonas Müller, and Björn Ommer. Retrieval-augmented diffusion models. *Advances in Neural Information Processing Systems*, 35:15309–15324, 2022. 2
- [8] Sebastian Borgeaud, Arthur Mensch, Jordan Hoffmann, Trevor Cai, Eliza Rutherford, Katie Millican, George Bm Van Den Driessche, Jean-Baptiste Lespiau, Bogdan Damoc, Aidan Clark, et al. Improving language models by retrieving from trillions of tokens. In *International conference on machine learning*, pages 2206–2240. PMLR, 2022. 2
- [9] Sebastian Borgeaud, Arthur Mensch, Jordan Hoffmann, Trevor Cai, Eliza Rutherford, Katie Millican, George Bm Van Den Driessche, Jean-Baptiste Lespiau, Bogdan Damoc, Aidan Clark, et al. Improving language models by retrieving from trillions of tokens. In *International conference on machine learning*, pages 2206–2240. PMLR, 2022. 2
- [10] Ali Borji. Qualitative failures of image generation models and their application in detecting deepfakes. *Image and Vision Computing*, 137:104771, 2023. 3, 4
- [11] Tim Brooks, Aleksander Holynski, and Alexei A Efros. Instructpix2pix: Learning to follow image editing instructions. In *Proceedings of the IEEE/CVF Conference on Computer Vision and Pattern Recognition*, pages 18392–18402, 2023. 3
- [12] Arantxa Casanova, Marlene Careil, Jakob Verbeek, Michal Drozdal, and Adriana Romero Soriano. Instance-conditioned gan. *Advances in Neural Information Processing Systems*, 34:27517–27529, 2021. 2
- [13] Di Chang, Yichun Shi, Quankai Gao, Jessica Fu, Hongyi Xu, Guoxian Song, Qing Yan, Xiao Yang, and Mohammad Soilemani. Magidance: Realistic human dance video generation with motions & facial expressions transfer. *arXiv preprint arXiv:2311.12052*, 2023. 5
- [14] Minghao Chen, Iro Laina, and Andrea Vedaldi. Training-free layout control with cross-attention guidance. In *Proceedings of the IEEE/CVF Winter Conference on Applications of Computer Vision*, pages 5343–5353, 2024. 2
- [15] Ting Chen, Simon Kornblith, Mohammad Norouzi, and Geoffrey Hinton. A simple framework for contrastive learning of visual representations. In *International conference on machine learning*, pages 1597–1607. PMLR, 2020. 2, 3
- [16] Xi Chen, Yutong Feng, Mengting Chen, Yiyang Wang, Shilong Zhang, Yu Liu, Yujun Shen, and Hengshuang Zhao. Zero-shot image editing with reference imitation. *arXiv preprint arXiv:2406.07547*, 2024. 2, 7
- [17] Sagnik Das, Ke Ma, Zhixun Shu, Dimitris Samaras, and Roy Shilkrot. DewarpNet: Single-image document unwarping with stacked 3D and 2D regression networks. In *ICCV*, pages 131–140, 2019. 3
- [18] S Das, H Ma Sial, R Baldrich, M Vanrell, and D Samaras. Intrinsic decomposition of document images in-the-wild. In *BMVC*, 2020. 3
- [19] Alexey Dosovitskiy. An image is worth 16x16 words: Transformers for image recognition at scale. *arXiv preprint arXiv:2010.11929*, 2020. 3

- [20] Patrick Esser, Sumith Kulal, Andreas Blattmann, Rahim Entezari, Jonas Müller, Harry Saini, Yam Levi, Dominik Lorenz, Axel Sauer, Frederic Boesel, et al. Scaling rectified flow transformers for high-resolution image synthesis. In *Forty-first International Conference on Machine Learning*, 2024. 2
- [21] Hao Feng, Wengang Zhou, Jiajun Deng, Qi Tian, and Houqiang Li. Docscanner: Robust document image rectification with progressive learning. *arXiv preprint arXiv:2110.14968*, 2021. 3
- [22] Gongde Guo, Hui Wang, David Bell, Yaxin Bi, and Kieran Greer. Knn model-based approach in classification. In *On The Move to Meaningful Internet Systems 2003: CoopIS, DOA, and ODBASE: OTM Confederated International Conferences, CoopIS, DOA, and ODBASE 2003, Catania, Sicily, Italy, November 3-7, 2003. Proceedings*, pages 986–996. Springer, 2003. 4
- [23] Kaiming He, Haoqi Fan, Yuxin Wu, Saining Xie, and Ross Girshick. Momentum contrast for unsupervised visual representation learning. In *Proceedings of the IEEE/CVF conference on computer vision and pattern recognition*, pages 9729–9738, 2020. 2
- [24] Kai He, Kaixin Yao, Qixuan Zhang, Jingyi Yu, Lingjie Liu, and Lan Xu. Dresscode: Autoregressively sewing and generating garments from text guidance. *ACM Transactions on Graphics (TOG)*, 43(4):1–13, 2024. 1
- [25] Amir Hertz, Ron Mokady, Jay Tenenbaum, Kfir Aberman, Yael Pritch, and Daniel Cohen-Or. Prompt-to-prompt image editing with cross attention control. *arXiv preprint arXiv:2208.01626*, 2022. 2
- [26] Amir Hertz, Ron Mokady, Jay Tenenbaum, Kfir Aberman, Yael Pritch, and Daniel Cohen-Or. Prompt-to-prompt image editing with cross attention control. *arXiv preprint arXiv:2208.01626*, 2022. 3
- [27] Jonathan Ho, Ajay Jain, and Pieter Abbeel. Denoising diffusion probabilistic models. *Advances in neural information processing systems*, 2020. 1
- [28] Li Hu, Xin Gao, Peng Zhang, Ke Sun, Bang Zhang, and Liefeng Bo. Animate anyone: Consistent and controllable image-to-video synthesis for character animation. *arXiv preprint arXiv:2311.17117*, 2023. 2, 5, 6
- [29] Minghui Hu, Jianbin Zheng, Daqing Liu, Chuanxia Zheng, Chaoyue Wang, Dacheng Tao, and Tat-Jen Cham. Cocktail: Mixing multi-modality control for text-conditional image generation. In *Thirty-seventh Conference on Neural Information Processing Systems*, 2023. 3
- [30] Xuan Ju, Ailing Zeng, Chenchen Zhao, Jianan Wang, Lei Zhang, and Qiang Xu. Humansd: A native skeleton-guided diffusion model for human image generation. In *Proceedings of the IEEE/CVF International Conference on Computer Vision*, pages 15988–15998, 2023. 2
- [31] Tero Karras, Samuli Laine, and Timo Aila. A style-based generator architecture for generative adversarial networks. In *Proceedings of the IEEE/CVF conference on computer vision and pattern recognition*, pages 4401–4410, 2019. 3
- [32] Diederik P Kingma and Max Welling. Auto-encoding variational bayes. *arXiv preprint arXiv:1312.6114*, 2013. 2, 6
- [33] Yuheng Li, Haotian Liu, Qingyang Wu, Fangzhou Mu, Jianwei Yang, Jianfeng Gao, Chunyuan Li, and Yong Jae Lee. Gligen: Open-set grounded text-to-image generation. In *Proceedings of the IEEE/CVF Conference on Computer Vision and Pattern Recognition*, pages 22511–22521, 2023. 2
- [34] Yuhan Li, Hao Zhou, Wenxiang Shang, Ran Lin, Xuanhong Chen, and Bingbing Ni. Anyfit: Controllable virtual try-on for any combination of attire across any scenario. *arXiv preprint arXiv:2405.18172*, 2024. 2, 3, 6
- [35] Zinuo Li, Xuhang Chen, Chi-Man Pun, and Xiaodong Cun. High-resolution document shadow removal via a large-scale real-world dataset and a frequency-aware shadow erasing net. In *CVPR*, pages 12449–12458, 2023. 3
- [36] Yun-Hsuan Lin, Wen-Chin Chen, and Yung-Yu Chuang. Bedsr-net: A deep shadow removal network from a single document image. In *CVPR*, pages 12905–12914, 2020. 3
- [37] Qihao Liu, Adam Kortylewski, Yutong Bai, Song Bai, and Alan Yuille. Intriguing properties of text-guided diffusion models. *arXiv preprint arXiv:2306.00974*, 2, 2023. 3, 4
- [38] Cheng Lu, Yuhao Zhou, Fan Bao, Jianfei Chen, Chongxuan Li, and Jun Zhu. Dpm-solver: A fast ode solver for diffusion probabilistic model sampling in around 10 steps. *Advances in Neural Information Processing Systems*, 35:5775–5787, 2022. 2
- [39] Jiaqi Ma, Tianheng Cheng, Guoli Wang, Qian Zhang, Xinggong Wang, and Lefei Zhang. Prores: Exploring degradation-aware visual prompt for universal image restoration. *arXiv preprint arXiv:2306.13653*, 2023. 3
- [40] Ke Ma, Zhixin Shu, Xue Bai, Jue Wang, and Dimitris Samaras. DocUNet: Document image unwarping via a stacked U-Net. In *CVPR*, pages 4700–4709, 2018. 3
- [41] Ron Mokady, Amir Hertz, Kfir Aberman, Yael Pritch, and Daniel Cohen-Or. Null-text inversion for editing real images using guided diffusion models. In *Proceedings of the IEEE/CVF Conference on Computer Vision and Pattern Recognition*, 2023. 3
- [42] Davide Morelli, Alberto Baldrati, Giuseppe Cartella, Marcella Cornia, Marco Bertini, and Rita Cucchiara. LaDIVTON: Latent Diffusion Textual-Inversion Enhanced Virtual Try-On. In *Proceedings of the ACM International Conference on Multimedia*, 2023. 3
- [43] Chong Mou, Xintao Wang, Liangbin Xie, Yanze Wu, Jian Zhang, Zhongang Qi, and Ying Shan. T2i-adapter: Learning adapters to dig out more controllable ability for text-to-image diffusion models. In *Proceedings of the AAAI Conference on Artificial Intelligence*, pages 4296–4304, 2024. 2
- [44] Alex Nichol, Prafulla Dhariwal, Aditya Ramesh, Pranav Shyam, Pamela Mishkin, Bob McGrew, Ilya Sutskever, and Mark Chen. Glide: Towards photorealistic image generation and editing with text-guided diffusion models. *arXiv preprint arXiv:2112.10741*, 2021. 2
- [45] Maxime Oquab, Timothée Darcet, Theo Moutakanni, Huy V. Vo, Marc Szafraniec, Vasil Khalidov, Pierre Fernandez, Daniel Haziza, Francisco Massa, Alaaeldin El-Nouby, Russell Howes, Po-Yao Huang, Hu Xu, Vasu Sharma, Shang-Wen Li, Wojciech Galuba, Mike Rabbat, Mido Assran, Nicolas Ballas, Gabriel Synnaeve, Ishan Misra, Herve Jegou,

- Julien Mairal, Patrick Labatut, Armand Joulin, and Piotr Bojanowski. Dinov2: Learning robust visual features without supervision, 2023. 6
- [46] Gaurav Parmar, Richard Zhang, and Jun-Yan Zhu. On aliased resizing and surprising subtleties in gan evaluation. In *Proceedings of the IEEE/CVF Conference on Computer Vision and Pattern Recognition*, 2022. 6
- [47] William Peebles and Saining Xie. Scalable diffusion models with transformers. In *Proceedings of the IEEE/CVF International Conference on Computer Vision*, pages 4195–4205, 2023. 2, 5
- [48] Dustin Podell, Zion English, Kyle Lacey, Andreas Blattmann, Tim Dockhorn, Jonas Müller, Joe Penna, and Robin Rombach. Sdxl: Improving latent diffusion models for high-resolution image synthesis. *arXiv preprint arXiv:2307.01952*, 2023. 2, 3
- [49] Can Qin, Shu Zhang, Ning Yu, Yihao Feng, Xinyi Yang, Yingbo Zhou, Huan Wang, Juan Carlos Niebles, Caiming Xiong, Silvio Savarese, et al. Unicontrol: A unified diffusion model for controllable visual generation in the wild. *arXiv preprint arXiv:2305.11147*, 2023. 2, 3
- [50] Alec Radford, Jong Wook Kim, Chris Hallacy, Aditya Ramesh, Gabriel Goh, Sandhini Agarwal, Girish Sastry, Amanda Askell, Pamela Mishkin, Jack Clark, et al. Learning transferable visual models from natural language supervision. In *International conference on machine learning*, 2021. 3, 4, 6, 7
- [51] Ori Ram, Yoav Levine, Itay Dalmedigos, Dor Muhlgay, Amnon Shashua, Kevin Leyton-Brown, and Yoav Shoham. In-context retrieval-augmented language models. *Transactions of the Association for Computational Linguistics*, 11:1316–1331, 2023. 2
- [52] Robin Rombach, Andreas Blattmann, Dominik Lorenz, Patrick Esser, and Björn Ommer. High-resolution image synthesis with latent diffusion models. In *Proceedings of the IEEE/CVF conference on computer vision and pattern recognition*, 2022. 2, 3, 6
- [53] Robin Rombach, Andreas Blattmann, and Björn Ommer. Text-guided synthesis of artistic images with retrieval-augmented diffusion models. *arXiv preprint arXiv:2207.13038*, 2022. 2
- [54] Sam T Roweis and Lawrence K Saul. Nonlinear dimensionality reduction by locally linear embedding. *science*, 290(5500):2323–2326, 2000. 2, 3, 4
- [55] Junyoung Seo, Susung Hong, Wooseok Jang, Inès Hyeonsu Kim, Minseop Kwak, Doyup Lee, and Seungryong Kim. Retrieval-augmented score distillation for text-to-3d generation. *arXiv preprint arXiv:2402.02972*, 2024. 2
- [56] Shelly Sheynin, Oron Ashual, Adam Polyak, Uriel Singer, Oran Gafni, Eliya Nachmani, and Yaniv Taigman. Knn-diffusion: Image generation via large-scale retrieval. *arXiv preprint arXiv:2204.02849*, 2022. 2
- [57] Jiaming Song, Chenlin Meng, and Stefano Ermon. Denoising diffusion implicit models. *arXiv preprint arXiv:2010.02502*, 2020. 1, 2, 6
- [58] JD Sutherland, Michael Arbel, and Arthur Gretton. Demystifying mmd gans. In *International Conference for Learning Representations*, 2018. 6
- [59] Hung-Yu Tseng, Hsin-Ying Lee, Lu Jiang, Ming-Hsuan Yang, and Weilong Yang. Retrievegan: Image synthesis via differentiable patch retrieval. In *Computer Vision—ECCV 2020: 16th European Conference, Glasgow, UK, August 23–28, 2020, Proceedings, Part VIII 16*, pages 242–257. Springer, 2020. 2
- [60] Jeya Maria Jose Valanarasu, Rajeev Yasarla, and Vishal M Patel. TransWeather: Transformer-based restoration of images degraded by adverse weather conditions. In *CVPR*, pages 2353–2363, 2022. 3
- [61] Laurens Van der Maaten and Geoffrey Hinton. Visualizing data using t-sne. *Journal of machine learning research*, 9(11), 2008. 8
- [62] Yonghui Wang, Wengang Zhou, Zhenbo Lu, and Houqiang Li. UDoc-GAN: Unpaired document illumination correction with background light prior. In *ACM MM*, pages 5074–5082, 2022. 3
- [63] Zhou Wang, Alan C Bovik, Hamid R Sheikh, and Eero P Simoncelli. Image quality assessment: from error visibility to structural similarity. *IEEE transactions on image processing*, 2004. 6
- [64] Jinheng Xie, Yuexiang Li, Yawen Huang, Haozhe Liu, Wentian Zhang, Yefeng Zheng, and Mike Zheng Shou. Boxdiff: Text-to-image synthesis with training-free box-constrained diffusion. In *Proceedings of the IEEE/CVF International Conference on Computer Vision*, pages 7452–7461, 2023. 2
- [65] Shaoan Xie, Zhifei Zhang, Zhe Lin, Tobias Hinz, and Kun Zhang. Smartbrush: Text and shape guided object inpainting with diffusion model. In *Proceedings of the IEEE/CVF Conference on Computer Vision and Pattern Recognition*, pages 22428–22437, 2023. 3
- [66] Binxin Yang, Shuyang Gu, Bo Zhang, Ting Zhang, Xuejin Chen, Xiaoyan Sun, Dong Chen, and Fang Wen. Paint by example: Exemplar-based image editing with diffusion models. In *Proceedings of the IEEE/CVF Conference on Computer Vision and Pattern Recognition*, 2023. 6
- [67] Zhengyuan Yang, Jianfeng Wang, Zhe Gan, Linjie Li, Kevin Lin, Chenfei Wu, Nan Duan, Zicheng Liu, Ce Liu, Michael Zeng, et al. Reco: Region-controlled text-to-image generation. In *Proceedings of the IEEE/CVF Conference on Computer Vision and Pattern Recognition*, pages 14246–14255, 2023. 2
- [68] Zongyuan Yang, Baolin Liu, Yongping Xiong, and Guibin Wu. GDB: Gated convolutions-based document binarization. *Pattern Recognition*, 146:109989, 2024. 3
- [69] Hu Ye, Jun Zhang, Sibio Liu, Xiao Han, and Wei Yang. Ip-adapt: Text compatible image prompt adapter for text-to-image diffusion models. *arXiv preprint arXiv:2308.06721*, 2023. 2, 4, 6, 8
- [70] Zhenhui Ye, Jinzheng He, Ziyue Jiang, Rongjie Huang, Jiawei Huang, Jinglin Liu, Yi Ren, Xiang Yin, Zejun Ma, and Zhou Zhao. Geneface++: Generalized and stable real-time audio-driven 3d talking face generation. *arXiv preprint arXiv:2305.00787*, 2023. 2
- [71] Cheng Zhang, Yu Zhu, Qingsen Yan, Jinqiu Sun, and Yanming Zhang. All-in-one multi-degradation image restoration network via hierarchical degradation representation. In *ACM MM*, pages 2285–2293, 2023. 3

- [72] Jiaxin Zhang, Canjie Luo, Lianwen Jin, Fengjun Guo, and Kai Ding. Marior: Margin removal and iterative content rectification for document dewarping in the wild. In *ACM MM*, pages 2805–2815, 2022. [3](#)
- [73] Jiaxin Zhang, Lingyu Liang, Kai Ding, Fengjun Guo, and Lianwen Jin. Appearance enhancement for camera-captured document images in the wild. *IEEE Transactions on Artificial Intelligence*, 2023. [3](#)
- [74] Ling Zhang, Yinghao He, Qing Zhang, Zheng Liu, Xiaolong Zhang, and Chunxia Xiao. Document image shadow removal guided by color-aware background. In *CVPR*, pages 1818–1827, 2023. [3](#)
- [75] Lvmin Zhang, Anyi Rao, and Maneesh Agrawala. Adding conditional control to text-to-image diffusion models. In *Proceedings of the IEEE/CVF International Conference on Computer Vision*, pages 3836–3847, 2023. [2](#), [6](#), [8](#)
- [76] Mingyuan Zhang, Xinying Guo, Liang Pan, Zhongang Cai, Fangzhou Hong, Huirong Li, Lei Yang, and Ziwei Liu. Remodiffuse: Retrieval-augmented motion diffusion model. In *Proceedings of the IEEE/CVF International Conference on Computer Vision*, pages 364–373, 2023. [2](#)
- [77] Richard Zhang, Phillip Isola, Alexei A Efros, Eli Shechtman, and Oliver Wang. The unreasonable effectiveness of deep features as a perceptual metric. In *Proceedings of the IEEE conference on computer vision and pattern recognition*, 2018. [6](#)
- [78] Shiyue Zhang, Zheng Chong, Xujie Zhang, Hanhui Li, Yuhao Cheng, Yiqiang Yan, and Xiaodan Liang. Garment-aligner: Text-to-garment generation via retrieval-augmented multi-level corrections. *arXiv preprint arXiv:2408.12352*, 2024. [1](#)
- [79] Tianjun Zhang, Yi Zhang, Vibhav Vineet, Neel Joshi, and Xin Wang. Controllable text-to-image generation with gpt-4. *arXiv preprint arXiv:2305.18583*, 2023. [2](#)
- [80] Xujie Zhang, Yu Sha, Michael C Kampffmeyer, Zhenyu Xie, Zequn Jie, Chengwen Huang, Jianqing Peng, and Xiaodan Liang. Armani: Part-level garment-text alignment for unified cross-modal fashion design. In *Proceedings of the 30th ACM International Conference on Multimedia*, pages 4525–4535, 2022. [1](#)
- [81] Xujie Zhang, Binbin Yang, Michael C Kampffmeyer, Wenqing Zhang, Shiyue Zhang, Guansong Lu, Liang Lin, Hang Xu, and Xiaodan Liang. Diffcloth: Diffusion based garment synthesis and manipulation via structural cross-modal semantic alignment. In *Proceedings of the IEEE/CVF International Conference on Computer Vision*, pages 23154–23163, 2023. [1](#)
- [82] Xuanpu Zhang, Dan Song, Pengxin Zhan, Qingguo Chen, Zhao Xu, Weihua Luo, Kaifu Zhang, and Anan Liu. Boov-ton: Boosting in-the-wild virtual try-on via mask-free pseudo data training. *arXiv preprint arXiv:2408.06047*, 2024. [2](#)
- [83] Shihao Zhao, Dongdong Chen, Yen-Chun Chen, Jianmin Bao, Shaozhe Hao, Lu Yuan, and Kwan-Yee K Wong. Uni-controlnet: All-in-one control to text-to-image diffusion models. *Advances in Neural Information Processing Systems*, 36, 2024. [3](#)

RAGDiffusion: Faithful Cloth Generation via External Knowledge Assimilation

Supplementary Material

In Sec. 6, we demonstrate that RAGDiffusion significantly enhances generalization capabilities by updating the retrieval database without the need for retraining. In Sec. 7, we discuss the limitations of our work and outline directions for future research. Given that standard garment generation is a novel task, we elaborate on its practical significance in Sec. 8. To enhance reproducibility, we provide a detailed description of the network architecture, hyperparameters, and procedural steps in Sec. 9, thoroughly covering the process of RAG system construction. In Sec. 10, we discuss preliminary knowledge relevant to this work. Finally, in Sec. 11, we detail the experimental evaluation process and provide additional results from the ablation study, along with extensive case studies of RAGDiffusion within STGarment.

6. Additional analysis: enhancing generalization through external retrieval databases

Generally speaking, Retrieval-Augmented Generation (RAG) can **significantly enhance generalization and robustness in new scenarios simply by updating the retrieval database**, without the need for retraining. This provides a cost-effective and convenient maintenance solution for large generative models, avoiding the expensive process of retraining. We have also observed similar phenomena in RAGDiffusion.

RAGDiffusion is trained on upper-body clothing data and has not encountered lower-body garments during training. In this testing phase, we collect embeddings and corresponding landmarks for 856 lower-body items and incorporate them into the external memory database. Subsequently, we gather 50 lower-body in-the-wild clothing samples as a test set, using a ReferenceNet version as a baseline for comparison. The results in Fig. 11 demonstrate that retrieval significantly improves generalization capabilities. By injecting the embeddings of lower-body garments along with their corresponding contour landmarks as conditional constraints, **RAGDiffusion produces accurate results in the lower-body domain, showcasing its strong out-of-distribution (OOD) compatibility**. In contrast, the ReferenceNet version is noticeably confused by the concept of lower-body garments and fails to yield meaningful garment structures. This boost in generalization increases the operational maturity of RAGDiffusion, enabling it to effectively handle various OOD images submitted by users.



Figure 10. Failure cases about color bias. RAGDiffusion is possible to encounter color bias due to MSE loss constraints and illumination variance. Extended training durations, along with the incorporation of contrast-enhancing data augmentation techniques, can partially alleviate this issue.

7. Limitations and future work

We present RAGDiffusion, an efficient RAG framework that supports the generation of standardized clothing assets by effectively addressing the prevalent challenges of structural hallucinations and fidelity in generated images. However, there are several limitations to discuss, which will help us improve the proposed framework further.

Firstly, **RAGDiffusion does not utilize an end-to-end training approach**. Instead, it comprises four distinct processes: constructing the embedding space through contrastive learning, adjusting the U-Net backbone based on PGEA, establishing the memory database, and training the diffusion model. These separate processes impose higher demands on researchers’ expertise and coding capabilities. However, this modularity is inherent to the use of retrieval-augmented techniques, which necessitate multiple stages. Maintaining independent memory databases, independent latent spaces, and separate diffusion training ensure that the memory database can be freely adjusted as needed, effectively decoupling it from the diffusion model.

Secondly, we have observed a **possibility of color bias in nearly pure-colored garments**, particularly under very bright or very dark situations. This phenomenon is commonly encountered in image-based image editing, as the reconstruction loss constraints of Stable Diffusion *are not particularly sensitive to color discrepancies*. Additionally,



Figure 11. RAGDiffusion is able to produce accurate results in the lower-body domain, showcasing its strong out-of-distribution compatibility and generalization ability.




Figure 12. The standard garment serves as an essential standard element within e-commerce databases. In this context, we illustrate several examples that showcase the associated downstream applications.

the illumination variance can further impact the perceived colors of clothing. We note that extended training durations, along with the incorporation of contrast-enhancing data augmentation techniques, can partially alleviate this issue.

In our future work, we aim to enhance RAGDiffusion in both its application depth and breadth. Firstly, by strengthening the injection of color information and incorporating lighting simulation, we hope to address the potential color bias observed in garments. Secondly, we intend to expand RAGDiffusion to encompass additional categories such as bottoms, dresses, and shoes, thereby achieving more comprehensive coverage.

8. Downstream applications of the standard garments

The standard garment acts as a vital intermediary variable connecting a range of downstream applications, including garment design, product display, and virtual fitting. It actually serves as an essential standard element within e-commerce databases. In this context, we illustrate sev-

eral examples that showcase the relationships between standard garments and their associated downstream applications in Fig. 12. The image editing results are sourced from SDXL-inpainting [48], while the remaining outcomes are derived from existing toolkits.

9. More implementation details

9.1. StructureNet

The extraction of pure visual features from in-the-wild clothing images presents challenges due to several local factors, including but not limited to: 1) occlusions or creases resulting from complex poses that obscure clothing content; 2) the shapes of garments being less pronounced when worn on a person, making it difficult to assess fit accuracy; and 3) in-the-wild images often containing foreground obstructions or inner garments, which can cause visual generative models to mistakenly incorporate these external objects into the final generation results. To mitigate the limitations of pure visual feature extraction, we introduce an LLM that leverages extensive pre-training on vast amounts of data to



Figure 13. Visualization of data items in our collected dataset STGarment.

enhance our understanding of clothing.

Discrete attributes prediction by LLM. As shown in Tab. 4, we employ the Qwen2-VL-7B [5] language model to extract a total of 14 clothing attributes, of which 10 contribute to the construction of the garment structure embeddings, indicated by an asterisk *. The language model also provides captions describing the clothing content, thereby enhancing our external knowledge. We utilize 4 NVIDIA 80GB-A100 GPUs to deploy the Qwen2-VL-7B service, achieving the attribute and caption generation time of under 3.5 seconds.

Embedding encoding. In the construction of StructureNet, we first extract features f_{img} from in-the-wild clothing images or flat-lay images using the CLIP-ViT-L/14 [50] image encoder backbone (specifically from the *second-to-last* layer), resulting in a feature dimension of 768. Subsequently, we assign a 32-dimensional learnable embedding to each attribute extracted from the language model and concatenate the attribute features f_{attr} with the image features f_{img} to form a vector in $\mathbb{R}^{768+10 \times 32}$. Through the Resampler module [69], we conduct a non-linear mapping, ultimately forming an embedding e . The Resampler module consists of 4 layers of MLP and 4 layers of attention mechanisms, derived from the IP-Adapter open-source code. For features originating from different image domains (x_{itw}, x_{std}), we designate the extracted embeddings as (e_{itw}, e_{std}). The dual-tower ViT image encoder combined with the Resampler module is referred to as StructureNet. As described in the main body of paper, StructureNet is trained on STGarment using contrastive learning for 4 days on 4 NVIDIA 80GB-A100 GPUs with a batch size of 128.

9.2. EP-Adapter

Inspired by IP-Adapter-plus-XL [69], we employed a similar structure for feature information injection. The key element is that the Resampler module consists of 4 layers of MLP and 4 layers of attention mechanisms, serving as an adaptation head to modulate the structure embedding into the text embedding space. Subsequently, after encoding the values and keys, new additional cross-attention layers are integrated as follows:

$$\text{attention}(Q, K_{\text{text}}, V_{\text{text}}) + \text{attention}(Q, K_{\text{image}}, V_{\text{image}}).$$

Landmark fusion. In the Structure LLE algorithm, the final silhouette landmark \hat{L}_{sil} is fused with optimal weights w^* . A naive approach for integrating silhouette landmarks is to directly apply linear interpolation on the binary masks using the optimal weights w^* ; however, this often results in blurred and oversized boundaries, which may confuse the generative model. Therefore, we adopt a compromise approach: first, we perform linear interpolation of the landmarks using the optimal weights w^* , and then we calculate the Intersection over Union (IOU) between the fused mask and several original landmark masks. The original mask with the highest IOU serves as the final mask to be used. This operation effectively combines information from multiple masks, yielding a result with maximum consensus while preserving clear and accurate edges that correspond to a real garment template.

9.3. Guideline for collecting retrieval database

To construct a memory database for retrieval, we base our selection on the training set of 65,131 standard flat-lay garments. Initially, we filter approximately 15,000 samples from the original dataset according to the principle of category balance. Subsequently, we encode the samples into embeddings and employ Density-Based Spatial Clustering of Applications with Noise (DBSCAN) [?] to cluster the samples. This step serves to eliminate potential noisy and non-standard data from the original dataset, thereby mitigating the adverse effects that outliers may have on retrieval results. We then perform random downsampling on the densely distributed samples to filter out overly similar instances. Through these operations, we aim to establish a high-quality, broadly representative standard flat-lay (embedding, garment) retrieval database with relatively low redundancy. By adjusting different clustering and downsampling parameters, we can generate retrieval libraries of four different scales: 1,000, 2,000, 4,000, and 8,000 samples, which are utilized in Section 4.2 of the main body of the paper.

Table 4. All attributes and their values are displayed. The total of 14 clothing attributes is extracted using LLM, of which 10 contribute to the construction of the garment structure embeddings, indicated by *.

Attribute	Choices
Category*	T-shirt, Hoodie, Shirt, Polo, Tank, Vest, Swimsuit, Sweater, Innerwear, Windbreaker, Down Jacket, Jacket, Suit, Waistcoat, Shawl, Dress, Skirt, Knitted Coat, Leather Short Coat, Leather Long Coat, Denim Jacket, Robe, Loungewear Top, Loungewear Dress, Sports Jacket, Knitted Cardigan, Leather Jacket
Fit*	Loose, Regular, Slim
Collar*	Suit, Shirt, Notched, Rounded, Ruffled, Naval, Hooded, Polo, V-neck, Square, Round, Strapless, One-shoulder, Off-shoulder, Neckline, Stand-up, Baseball
Sleeve Length*	Sleeveless, Short, Mid, Long, Extra Long
Fabric*	Gauze, Tweed, Fur, Chiffon, Denim, PVC, Micro-Suede, Fleece, Corduroy, Knit, Lace, Synthetic, Stretch, Linen, Wool, Silk, Knitting, Leather, Velvet, Fur Blend, Coated, Mixed, Special Fabric
Print	Floral, Animal, Skull, Character, Paisley, Baroque, Traditional, Cartoon, Artistic, Tech, Hand-painted, Striped, Plaid, Heart, Polka Dot, Star, Tie-dye, Camouflage, Linear, Text, Logo, Geometric, Color Block, Mixed, 3D Floral, Floral, Solid Color, Nature Scene, Objects
Surface Texture	Layered, Tied, Slit, Cutout, Ruched, Pleated, Spliced, Ruffle, Contrast Stitching, Quilted, Gathered, Applique, Overlay, Hand Decorated, Beaded, Washed, Dyed, Distressed, Frayed, Printed, Splatter, Foil, Rhinestone, Flocked, Embroidered, Edge Decoration, Embossed, Punched, Knit Rib, No Craft
Age	Adult, Child
Gender	Female, Male
Length*	Extra Short, Short, Medium, Long, Extra Long, Uncertain
With Inner Wear*	Yes, No
Sleeves Rolled Up*	Yes, No
Top Open*	Yes, No
Top Tuck In*	Yes, No



Figure 14. More visual results of ablation study.



Figure 15. Retrieved results. We illustrate 4 nearest neighbor results along with their respective landmarks, given in-the-wild input. This visualization aids in intuitively understanding the effectiveness of our retrieval method.



Figure 16. We visualize the underlying reasons affecting the performance of SSIM and LPIPS including misalignment and the state of the garment. Factors such as the extent to which the sleeves are spread, the shooting angle, and lighting conditions can significantly affect the measurements of SSIM and LPIPS.

9.4. Dataset

We collect a dataset named STGarment, consisting of 65,131 pairs of *in-the-wild upper clothing* and *standard flat lay clothing* with *corresponding attributes* for training, along with 1,969 pairs for testing. The in-the-wild clothing is categorized into three main display types: clothing worn on a person, clothing laid out indoors, and clothing hung on hangers. Fig. 13 illustrates several examples from the dataset. Before inputting the images into the network, all images are cropped or padded to ensure they are square and

then resized to (768, 768).

Data augmentation. Following [34], we have implemented data augmentation techniques that could potentially enhance the model’s generalization ability as well as its color accuracy performance. Specifically, the data augmentation operations include (a) horizontal flipping of images, (b) resizing standard garments and in-the-wild garments through padding (up to 10% of the image size), (c) randomly adjusting the image’s hue within a range of -5 to +5, and (d) randomly adjusting the image’s contrast within a specified range (between 0.8 and 1.2 times the original contrast). Each of these operations occurs independently with a 50% probability. Moreover, these operations are simultaneously applied to both the standard garment and in-the-wild images.

10. Preliminary

Stable diffusion. Our RAGDiffusion is an extension of Stable Diffusion [52], which is one of the most commonly used latent diffusion models. Stable Diffusion employs a variational autoencoder [32] (VAE) that consists of an encoder \mathcal{E} and a decoder \mathcal{D} to enable image representations in the latent space. And a UNet ϵ_θ is trained to denoise a Gaussian noise ϵ with a conditioning input encoded by a CLIP text encoder [50] τ_θ . Given an image \mathbf{x} and a text prompt \mathbf{y} , the training of the denoising UNet ϵ_θ is performed by minimizing the following loss function:

$$\mathcal{L}_{LDM} = \mathbb{E}_{\mathcal{E}(\mathbf{x}), \mathbf{y}, \epsilon \sim \mathcal{N}(0,1), t} [\|\epsilon - \epsilon_\theta(\mathbf{z}_t, t, \tau_\theta(\mathbf{y}))\|_2^2], \quad (5)$$

where $t \in \{1, \dots, T\}$ denotes the time step of the forward diffusion process, and \mathbf{z}_t is the encoded image $\mathcal{E}(\mathbf{x})$ with

K Num.	SSIM \uparrow	LPIPS \downarrow	FID \downarrow	KID \downarrow
1	0.6872	0.3761	10.27	1.198
2	0.6915	0.3703	10.32	1.190
4	0.6963	<u>0.3684</u>	9.990	<u>1.092</u>
8	<u>0.6960</u>	0.3681	<u>10.01</u>	1.090

Table 5. The number K of retrieved nearest neighbors in SLLE impacts generation performance. It’s the source data for Fig. 6 in the main body of the paper.

the added Gaussian noise $\epsilon \sim \mathcal{N}(0, 1)$ (*i.e.*, the noise latent). Note that the conditioning input $\tau_\theta(\mathbf{y})$ is correlated with the denoising UNet by the cross-attention mechanism.

IP-Adapter. The Image Prompt Adapter (IP-Adapter) is utilized to condition the Text-to-Image (T2I) diffusion model with a reference image for style control or content indication. This is typically achieved through global control at a high-level semantic layer. Specifically, it extracts features using an image encoder (*e.g.*, the CLIP [50] image encoder) and incorporates an additional cross-attention layer onto the invariant text conditioning. Here, we denote $Q \in \mathbb{R}^{N \times d}$ as the query matrices extracted from the intermediate features of the U-Net, while $K_{\text{text}} \in \mathbb{R}^{N \times d}$ and $V_{\text{text}} \in \mathbb{R}^{N \times d}$ represent the key and value matrices derived from the prompt embeddings, where N signifies the batch size. The cross-attention layer of the text branch is computed as follows:

$$\text{attention}(Q, K_{\text{text}}, V_{\text{text}}) = \text{softmax}\left(\frac{QK_{\text{text}}^\top}{\sqrt{d}}\right).$$

Subsequently, the IP-Adapter computes the key and value matrices $K_{\text{image}} \in \mathbb{R}^{N \times d}$ and $V_{\text{image}} \in \mathbb{R}^{N \times d}$ from the embedding of the reference image, and integrates the cross-attention layers as follows:

$$\text{attention}(Q, K_{\text{text}}, V_{\text{text}}) + \text{attention}(Q, K_{\text{image}}, V_{\text{image}}).$$

During training, the weights of the original U-Net are frozen, and only the projection layers of the key and value matrices in the image encoding branch, as well as the linear projection layer that maps the CLIP image embeddings, can be updated.

11. Experiment

11.1. Alignment during evaluation protocols.

Considering that our task can essentially be viewed as reconstructing a standard flat lay from a conditioning image, we have observed that the values of SSIM and LPIPS for this task are significantly worse than those typically seen in common reconstruction tasks. Therefore, we investigate

the underlying reasons affecting the performance of SSIM and LPIPS. As shown in Fig. 16, we find that (1) the positioning of the generated flat-lay garment may influence the results of SSIM and LPIPS. Due to the lack of explicit positioning, the generated garment may deviate from the ground truth cloth in both horizontal and vertical directions, or exhibit minor differences in scale, which adversely impacts SSIM and LPIPS. (2) Even when dealing with a standard flat-lay garment, there may still be some discrepancies in the state of the garment. Factors such as the extent to which the sleeves are spread, the shooting angle, and lighting conditions can significantly affect the measurements of SSIM and LPIPS, leading to worse values for these metrics in the context of standard garment generation tasks compared to conventional reconstruction tasks.

To address the reconstruction errors caused by misalignment (Reason 1), we systematically crop and align the generated images with the ground truth (GT) images according to the bounding boxes, as illustrated in the third column of the Fig. 16. The data presented in the tables of the main body of the paper have all undergone this alignment process.

11.2. Retrieval process

We illustrate 4 nearest neighbor results along with their respective landmarks, given in-the-wild input to demonstrate the effectiveness of our retrieval method in Fig. 15. Additionally, we present precise numerical results regarding how the number K of retrieved nearest neighbors impacts generation performance in Tab. 5, which serves as the source data for Fig. 6 in the main body of the paper.

11.3. More visual results

We provide more visual results for inspection in Fig. 17 to demonstrate that RAGDiffusion synthesizes structurally and detail-faithful clothing assets. Fig. 14 provides more results about ablation study.




Figure 17. More visual results on the STGarment by RAGDiffusion. Best viewed when zoomed in.