

# TQA-Bench: Evaluating LLMs for Multi-Table Question Answering with Scalable Context and Symbolic Extension

Zipeng Qiu<sup>†</sup>, You Peng<sup>†</sup>, Guangxin He<sup>†</sup>, Binhang Yuan<sup>†</sup>, Chen Wang<sup>‡</sup>

<sup>†</sup>HKUST <sup>‡</sup>Tsinghua university

## Abstract

The advent of large language models (LLMs) has unlocked great opportunities in complex data management tasks, particularly in question answering (QA) over complicated multi-table relational data. Despite significant progress, systematically evaluating LLMs on multi-table QA remains a critical challenge due to the inherent complexity of analyzing heterogeneous table structures and potential large scale of serialized relational data. Existing benchmarks primarily focus on single-table QA, failing to capture the intricacies of reasoning across multiple relational tables, as required in real-world domains such as finance, healthcare, and e-commerce. To address this gap, we present TQA-Bench, a new multi-table QA benchmark designed to evaluate the capabilities of LLMs in tackling complex QA tasks over relational data. Our benchmark incorporates diverse relational database instances sourced from real-world public datasets and introduces a flexible sampling mechanism to create tasks with varying multi-table context lengths, ranging from 8K to 64K tokens. To ensure robustness and reliability, we integrate symbolic extensions into the evaluation framework, enabling the assessment of LLM reasoning capabilities beyond simple data retrieval or probabilistic pattern matching. We systematically evaluate a range of LLMs, both open-source and closed-source, spanning model scales from 7 billion to 70 billion parameters. Our extensive experiments reveal critical insights into the performance of LLMs in multi-table QA, highlighting both challenges and opportunities for advancing their application in complex, data-driven environments. Our benchmark implementation and results are available at <https://github.com/Relaxed-System-Lab/TQA-Bench>.

## 1 Introduction

The rise of large language models (LLMs) [1] has unlocked unprecedented opportunities for tackling complex data management tasks [2, 3, 4, 5], particularly in question answering (QA) across intricate relational data [6, 7, 8, 9, 10]. Despite these advancements, systematically evaluating LLMs on multi-table QA remains a significant challenge due to the task’s inherent complexity — Multi-table QA requires LLMs to extract and analyze information from multiple interconnected tables, often dealing with highly heterogeneous table structures and serialized lengths. As LLMs continue to demonstrate remarkable capabilities across various data management applications [4, 5, 11, 12], we believe there is an urgent need for *a comprehensive understanding of LLM’s performance in tackling the complexities of Multi-Table QA*.

Systematically evaluating and understanding the performance of LLMs on Multi-Table QA is a crucial step toward unlocking their full potential for data management and business intelligence [6, 13, 14]. Structured relational data is pervasive across domains such as finance [15], healthcare [16], and e-commerce [17]. Real-world tasks often require processing, retrieving, and reasoning over multiple tables to support data-driven analysis and decision-making. However, there is *a significant gap* between existing Table QA benchmarks [6, 13, 14] and the practical demands of applications that operate on real-world tabular data. We believe that addressing this disparity is essential to bridging the divide and advancing the utility of LLMs in complex, data-centric environments.

The challenge of constructing a practical table QA benchmark arises from three key aspects. First, most existing Table QA benchmarks are designed based on single-table contexts [6, 13, 14], which fail to capture the complexities of reasoning across multiple interconnected tables—a common requirement in real-world scenarios. Second, the tables included in these benchmarks are often limited to tables with very small data volumes, which do not reflect the scale or heterogeneity of tables encountered in practical applications, such as those in enterprise data lakes. Third, evaluating reasoning abilities over a fixed set of questions introduces concern about the reliability of the benchmark results, as models may learn to optimize for specific probabilistic pattern-matching in the dataset rather than demonstrating robust generalization to complex questions [18]. Addressing these challenges is essential to creating a benchmark that accurately reflects the demands of multi-table QA in real-world settings.

To address these challenges, we propose a novel design for Multi-Table QA benchmarks. First, going beyond the simplistic single-table setups commonly used in current benchmarks [6, 13, 14], we construct the benchmark by collecting multi-table relational database instances from diverse public datasets, where these datasets are carefully curated to represent real-world scenarios incorporating varied table structures, relationships, and domains. Second, we introduce a novel sampling mechanism to create evaluation tasks with varying multi-table context lengths, ranging from 8K to 64K tokens – This mechanism enables us to assess the scalability of LLM’s context length<sup>1</sup> when processing multiple relation tables of different sizes a critical requirement for real-world applications where data volumes can vary significantly. Third, to prevent unreliable benchmark results, we incorporate symbolic extensions [18] into the evaluation framework, where flexible augmentation is integrated to evaluate the LLM inherited reasoning ability over multi-table relational data instead of probabilistic retrieving or pattern matching.

Furthermore, we leverage such a design principle to construct TQA-Bench, a Multi-Table QA benchmark, to evaluate LLM’s performance over complicated real-world QA tasks over relational data. Our concrete contribution can be summarized below:

- **A comprehensive Multi-Table QA benchmark.** We construct a new benchmark for Multi-Table QA that addresses the limitations of existing single-table benchmarks. Our benchmark incorporates varied relational data contexts by employing a sampling mechanism to generate evaluation tasks with context lengths ranging from 8K to 64K tokens. To ensure the reliability of evaluation results, we integrate symbolic extensions into the question templates, accessing the reasoning capabilities of LLMs beyond simple data retrieval or pattern matching.
- **A wide range of LLM evaluation results.** We systematically evaluate both open-source and closed-source LLMs on our benchmark, where the open-source models span a range of scales, from 2 billion to 72 billion parameters. We provide a comprehensive assessment of LLMs over real-world Multi-Table QA tasks.
- **Key observations and insights.** Based on our extensive evaluations, we summarize a set of insightful observations about the performance of LLMs in Multi-Table QA. These findings highlight critical challenges and opportunities, offering valuable guidance for the design and implementation of LLM-based applications in complex data management tasks. We hope these observations will inspire future research and innovation in this domain.

## 2 Benchmark Construction

The construction process of our Multi-Table QA benchmark is systematically divided into four key phases: data collection, relational data sampling, evaluation task definition, and question generation with symbolic extensions, where each phase can be summarized as:

- **Collect Multi-Table data** (§2.1). To ensure the diversity and representativeness of our benchmark, we collect a wide variety of large-scale relational databases. These databases serve as the foundation for generating multi-table QA tasks.

---

<sup>1</sup>Note that the state-of-the-art LLMs can support significantly longer context lengths — GPT-4o [19] and LLAMA 3.1 [20] can handle up to 128K tokens, and Yi [21] and CLAUDI3 [22] can process 200K tokens.

- **Relational data sampling** (§2.2). We design a sampling methodology to create subsets of each table with varying serialized lengths. This approach ensures that the sampled data maintains the structural integrity and heterogeneity of the original datasets to evaluate LLM’s performance under different context lengths ranging from small (8K tokens) to large (64K tokens).
- **Define evaluation task categories** (§2.3). We define three primary question categories, further divided into seven subcategories, inspired by those commonly found in traditional Table QA datasets. These categories are designed to capture a broad spectrum of question types, reflecting the diverse requirements of real-world multi-table QA tasks.
- **Generate evaluation question with symbolic extension** (§2.4). For each question category, we develop structured question templates that are augmented with symbolic extensions to assess reasoning capabilities beyond simple retrieval. These templates are paired with Python-based answer generation, enabling the automated creation of benchmark questions and ensuring scalability and reliability in task evaluation.

This structured and systematic process enables the creation of a scalable, diverse, and effective benchmark for evaluating LLM performance on complex multi-table QA tasks.

## 2.1 Multi-Table Data Collection

Many existing Table QA datasets primarily collect their tables from Wikipedia [23, 24, 25, 26, 27, 28, 29], which is a source known for its high quality. However, the inclusion of Wikipedia in the training datasets of many LLMs introduces a potential bias and contamination in Table QA benchmarks, as these models are pre-acquainted with the content. Additionally, these datasets often feature relatively short tables, typically consisting of only tens of rows, which do not adequately challenge the models’ capabilities in handling more comprehensive Table QA tasks. To address these shortcomings and enhance the robustness of our benchmarks, we consciously opted to exclude Wikipedia-derived tables from our dataset collection, which ensures a more rigorous evaluation by testing the models against unfamiliar and complex table structures. In our data collection procedure, we consider the following data sources:

**WorldBank.** To address the limitations of Wikipedia-sourced data, we incorporated datasets from the WorldBank [30], a well-established repository of real-world tabular data. WorldBank datasets are particularly valuable for their extensive rows and columns, often exceeding the token processing limits of most LLMs. Additionally, these datasets frequently include simple yet meaningful foreign key relationships, which are crucial for generating actionable insights. Our analysis of WorldBank data revealed that real-world datasets often feature long-context, multi-table structures, characteristics that are generally absent from existing Table QA benchmarks. For our benchmark, we selected a dataset from WorldBank [31], ensuring its compatibility with our experimental setup and its ability to challenge LLMs in realistic, complex scenarios.

**DataGov.** In addition to WorldBank, we also collect data from DataGov [32], another rich repository of real-world tabular information. The datasets in DataGov often comprise large tables with numerous rows and columns, providing a robust testbed for evaluating LLMs’ capabilities in handling extensive tabular contexts. Many of these tables exhibit simple foreign key relationships, enabling multi-table reasoning and facilitating deeper insights. For our benchmark, we selected two datasets from DataGov: the Water Quality Data [33] and Food Facility Inspections [34]. These datasets were sampled and scaled to accommodate varying context lengths, allowing us to evaluate model performance across a range of experimental setups.

**BIRD.** To complement the datasets from WorldBank and DataGov, we included seven databases from BIRD [35], a benchmark designed for testing Text2SQL tasks. BIRD databases closely resemble real-world datasets, featuring multiple tables and complex foreign key relationships. This makes them an excellent addition to our benchmark, as they reflect the intricacies of working with realistic Multi-Table environments. However, due to BIRD’s primary focus on Text2SQL tasks, many of its databases lack referential integrity, such as missing or invalid foreign key relationships. Our sampling approach requires referential integrity and acyclic foreign

Database Name	Source	Table Count	Average Columns	Average Rows	Total Cells
airline	BIRD	3	10.67	$2.37 \times 10^5$	$1.97 \times 10^7$
food_inspection	BIRD	3	8.33	$2.21 \times 10^4$	$3.77 \times 10^5$
movie	BIRD	3	9.00	$2.55 \times 10^3$	$6.00 \times 10^4$
music_tracker	BIRD	2	5.00	$1.19 \times 10^5$	$1.01 \times 10^6$
restaurant	BIRD	3	4.00	$6.43 \times 10^3$	$8.66 \times 10^4$
university	BIRD	6	3.33	$5.34 \times 10^3$	$1.29 \times 10^5$
cookbook	BIRD	4	9.75	$2.59 \times 10^3$	$7.97 \times 10^4$
food_facility_inspections	DataGov	3	13.67	$1.69 \times 10^5$	$4.82 \times 10^6$
water_quality	DataGov	4	9.75	$1.64 \times 10^6$	$7.01 \times 10^7$
global_biodiversity	WorldBank	2	15.50	$5.97 \times 10^5$	$1.85 \times 10^7$
Overall Average	-	3.3	8.36	$2.83 \times 10^5$	$1.15 \times 10^7$

Table 1: The information of the selected databases.

key relationship graphs to ensure meaningful queries and results. Consequently, we excluded approximately half of the BIRD dataset, narrowing the selection to 20 valid databases. From these, we carefully chose seven databases that strike a balance between semantic richness and manageable complexity, ensuring they align with our benchmark’s objectives. The meta information on the selected databases is shown in Table 1.

## 2.2 Sampling to Variate Context-Length

A key observation from Table 1 is that the selected databases often contain tables with over 100,000 rows, which significantly exceeds the token processing capabilities of mainstream LLMs. As a result, directly constructing a Multi-Table QA dataset from such large-scale tables remains impractical due to context length constraints.

To address this challenge, we have developed a novel sampling method designed to generate databases of varying context lengths, thus enabling scalable benchmarking across diverse experimental setups. This approach allows us to adapt the benchmark to different computational constraints and evaluation needs. The process of sampling from the ten databases, referred to as the original databases, is detailed in Table 2. This sampling process involves two primary steps: first, determining the topological order of the tables based on their foreign key relationships to ensure referential integrity is maintained during sampling; second, performing the row sampling for each table to create smaller, manageable versions of the original databases. These steps ensure that the structural and relational properties of the databases are preserved, even at a reduced scale, allowing for effective benchmarking under various conditions.

Context Length	Minimum Token Limit	Maximum Token Limit
8K	4000	6000
16K	8000	12000
32K	16000	24000
64K	32000	48000

Table 2: The context length of the serialized sampled database should fall within the range defined by the minimum and maximum token limits.

**Topological Sort.** The first step in our sampling process, as detailed in Algorithm 1, involves determining the topological order of tables to maintain referential integrity throughout the sampling process. Formally, in a database, if table  $T_i$  references table  $T_j$ ,  $T_i$  must be sampled before  $T_j$ . This paradigm assumes that the reference relationships among tables form a directed acyclic graph (DAG). While there are alternative methods to manage cycles in the reference structure, they tend to complicate the control over the number of rows sampled from each table. Managing the rows is crucial for generating databases with varying context lengths, as it directly impacts the scalability and applicability of our benchmarks across different computational environments.

---

**Algorithm 1** Topological Sort

---

**Require:**  $D$ : Database instance with tables  $\{T_1, T_2, \dots, T_n\}$  and foreign key dependencies

**Ensure:** A topologically sorted list of tables or an indication of a cyclic dependency

Initialize an empty list  $L \leftarrow \emptyset$

Create a map  $R$ , where  $R[T_i]$  is the count of incoming references (in-degree) for table  $T_i$

Initialize a set  $S \leftarrow \{T_i \mid R[T_i] = 0\}$  containing all tables with zero in-degree

**while**  $S \neq \emptyset$  **do**

*/\* Pick any table with zero in-degree \*/*

    Select and remove a table  $T \in S$

    Append  $T$  to  $L$

**for** each table  $U$  referenced by  $T$  (i.e.,  $T \rightarrow U$ ) **do**

$R[U] \leftarrow R[U] - 1$

**if**  $R[U] = 0$  **then**

            Add  $U$  to  $S$

**end if**

**end for**

**end while**

*/\* Check for remaining edges indicating a cycle \*/*

**if**  $\exists T_i$  such that  $R[T_i] > 0$  **then**

**return** "Cycle detected"

**end if**

**return**  $L$

---

Database Name	Average Rows Per Table				Average Token Per Database			
	8K	16K	32K	64K	8K	16K	32K	64K
airline	28.60	48.30	80.07	134.17	$5.07 \times 10^3$	$9.45 \times 10^3$	$1.78 \times 10^4$	$3.42 \times 10^4$
food_inspection	31.97	63.63	126.33	250.50	$5.87 \times 10^3$	$1.16 \times 10^4$	$2.27 \times 10^4$	$4.46 \times 10^4$
movie	23.83	47.17	92.60	180.40	$5.62 \times 10^3$	$1.1 \times 10^4$	$2.11 \times 10^4$	$4.09 \times 10^4$
music_tracker	95.90	191.95	382.70	765.25	$4.92 \times 10^3$	$9.7 \times 10^3$	$1.95 \times 10^4$	$3.89 \times 10^4$
restaurant	79.50	149.40	284.07	718.93	$5.16 \times 10^3$	$9.82 \times 10^3$	$1.89 \times 10^4$	$4.85 \times 10^4$
university	47.28	83.07	145.32	353.55	$5.33 \times 10^3$	$9.6 \times 10^3$	$1.74 \times 10^4$	$4.49 \times 10^4$
cookbook	15.82	29.82	60.62	114.28	$5.88 \times 10^3$	$1.1 \times 10^4$	$2.27 \times 10^4$	$4.28 \times 10^4$
food_facility_inspections	24.00	47.97	95.80	190.70	$5.45 \times 10^3$	$1.06 \times 10^4$	$2.1 \times 10^4$	$4.13 \times 10^4$
water_quality	17.80	35.67	70.50	137.93	$5.31 \times 10^3$	$1.04 \times 10^4$	$2.02 \times 10^4$	$3.92 \times 10^4$
global_biodiversity	32.00	64.00	128.00	256.00	$5.4 \times 10^3$	$1.06 \times 10^4$	$2.09 \times 10^4$	$4.17 \times 10^4$
Overall	39.67	76.10	146.60	310.17	$5.4 \times 10^3$	$1.04 \times 10^4$	$2.02 \times 10^4$	$4.17 \times 10^4$

Table 3: The information on the 4 context length databases.

**Row Sampling.** The second step, detailed in Algorithm 2, involves sampling rows from the database while preserving referential integrity. Given a parameter  $k$  to determine the sampled row number, the algorithm handles tables differently based on their reference dependencies. For tables without incoming references, an ordered sampling of  $k$  rows is performed directly. For tables referenced by others, sampling is guided by the topological order. Rows are selected from the original table that matches the referenced column values in the sampled tables, ensuring that all foreign key constraints are respected. To determine the token counts for the sampled databases, we serialize the tables into Markdown format, include table names, and calculate token sizes using a tokenizer. By adjusting the parameter  $k$ , databases with varying token sizes are generated, approximating the desired context length through a binary search approach. For each target context length, ten database instances were sampled for each original database. Details of the sampled databases with four distinct context lengths are summarized in Table 3.

---

**Algorithm 2** Row Sampling with Referential Integrity

---

**Require:**  $D$ : Database instance

**Require:**  $k$ : Number of rows to sample from tables without incoming references

**Ensure:** Sampled subset of  $D$  maintaining referential integrity

Initialize an empty list  $L \leftarrow \emptyset$

Compute a topological order  $O \leftarrow \text{TOPOLOGYSORT}(D)$

**for** each table  $U \in O$  **do**

**if**  $U$  has no incoming references **then**

    /\* Sample  $k$  rows from  $U$  and preserve row order \*/

$T \leftarrow \text{KEEPORDERSAMPLE}(U, k)$

**else**

    Initialize an empty map  $M \leftarrow \emptyset$

    /\* Column  $A_R$  in  $R$  references column  $A_U$  in  $U$  \*/

**for** each reference  $R.A_R \rightarrow U.A_U$  **do**

      /\* Add referenced values of  $A_R$  in  $M[A_U]$  \*/

$M[A_U] \leftarrow M[A_U] \cup R[A_R]$

**end for**

    Initialize an empty set  $T \leftarrow \emptyset$

**for** each row  $r \in U$  **do**

**if** any attribute  $A$  of  $r$  satisfies  $r[A] \in M[A]$  **then**

$T \leftarrow T \cup \{r\}$

**end if**

**end for**

**end if**

$L \leftarrow L \cup T$

**end for**

**return**  $L$

---

## 2.3 Evaluation Task Categories

The landscape of table QA benchmarks has significantly evolved over the years, with various benchmarks emphasizing distinct tasks. Early benchmarks predominantly focused on straightforward tasks such as table lookup and aggregation. These tasks required language models to extract values or compute simple summaries directly from tabular data [23, 25]. As research in this area has progressed, however, the complexity of tasks in datasets has increased. Recent benchmarks have begun to incorporate tasks that require numerical reasoning, demanding computational abilities from language models. These tasks include performing arithmetic operations and understanding numerical relationships, which add a layer of complexity and sophistication to the benchmarks [36, 37]. This evolution reflects the growing capabilities of language models and the increasing sophistication of the queries they are expected to handle.

Despite notable advancements, most existing datasets are constructed around single short-context tables that primarily aim to deepen the level of reasoning within a constrained context. For instance, these datasets frequently encompass tasks that require performing multiple steps of arithmetic operations such as addition, subtraction, multiplication, or division [36, 37]. However, they often do not reflect the complexities and challenges associated with long-context, multi-table scenarios. To bridge this gap, our benchmark has been strategically designed not merely to increase the depth of reasoning arbitrarily but to focus on three carefully delineated categories that align with distinct levels of difficulty: *lookup*, *aggregation*, and *complex calculation*. This structured approach allows us to assess the models' capabilities more comprehensively, covering a broader range of table QA complexities and scenarios. Each category encompasses specific subcategories, which are systematically illustrated in Figure 1 and enumerated below:

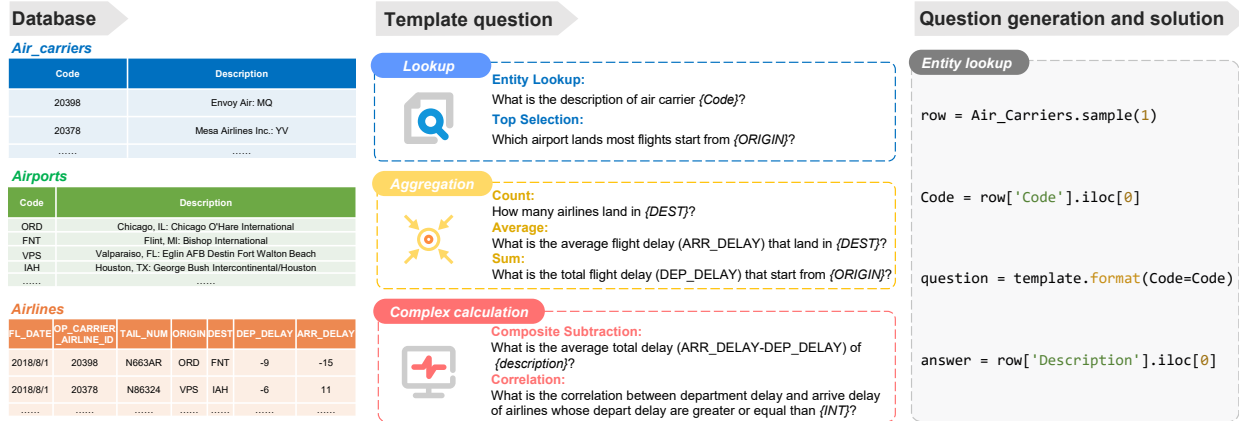


Figure 1: Symbolic extension formation in the “airline” database.

- **Lookup** tasks are foundational in table-based reasoning. They require the model to locate and extract specific information from tables. We design two tasks in this category:
  - **Entity lookup:** this task involves retrieving a specific value in the table based on given conditions. For instance, in Figure 1, a question like “What is the description of air carrier 20398?” requires the LLM to locate the relevant row in the “Air\_carriers” table and extract the corresponding “Description” value. In Multi-Table scenarios, such queries often require cross-referencing rows across different tables, adding complexity to the task.
  - **Top selection:** This task focuses on identifying key elements or the “top” entities in a table based on a specific criterion. For example, in Figure 1, a question like “Which airport lands the most flights starting from Chicago, IL: Chicago O’Hare International?” requires the model to perform several steps: first, identify the “Code” of the specified airport (“ORD”). Next, count the flights landing at various airports originating from “ORD.” Finally, the model must determine the “Description” of the airport(s) with the highest count. In cases of multi-tables, multiple elements may share the same “top” rank, requiring the model to apply precise filtering and selection techniques.
- **Aggregation** tasks, though conceptually simpler, test an LLM’s ability to filter and compute integrated information from the table or the join of multiple tables. We include three aggregation functions in categories:
  - **Count:** this task requires the model to determine the total number of rows or elements satisfying a specific condition. For instance, in Figure 1, a query like “How many airlines land in Flint, MI: Bishop International?” involves identifying the “Code” of “Flint, MI: Bishop International” and counting all rows where “DEST” equals this “Code.”
  - **Sum:** this task requires the model to compute the total of a specific numerical attribute across rows that meet certain criteria. For example, in Figure 1, a question like “What is the total flight delay (DEP\_DELAY) for flights starting from Chicago, IL: Chicago O’Hare International?” requires summing the values in the “DEP\_DELAY” column for rows where “ORIGIN” equals ”ORD.”
  - **Average:** this task requires the model to calculate the mean of a numerical column for rows matching a condition. For example, in Figure 1, a question like “What is the average flight delay (ARR\_DELAY) for flights landing in Flint, MI: Bishop International?” involves calculating the average value in the ”ARR\_DELAY” column for rows where “DEST” equals “FNT.”
- **Complex calculation** tasks evaluate advanced reasoning capabilities, focusing on more intricate operations. We categorize these into two subcategories:

- **Composite subtraction:** this task requires models to calculate the difference between two values, which may either be directly available in the table or derived through intermediate calculations. For instance, in Figure 1, a question like “What is the average total delay (ARR\_DELAY - DEP\_DELAY) for Envoy Air: MQ?” involves several steps: retrieving the “Code” for Envoy Air (“20398”), calculating the average values of “ARR\_DELAY” and “DEP\_DELAY” in the filtered table, and then performing subtraction to compute the final result.
- **Correlation:** this task requires models to compute the statistical relationship between two filtered columns. For example, in Figure 1, a query like “What is the correlation between departure delay and arrival delay for airlines with departure delays greater than or equal to -9?” involves filtering the table based on the condition and calculating the correlation coefficient between the “DEP\_DELAY” and “ARR\_DELAY” columns.

Compared to existing Table QA benchmarks, our task definitions provide a clear categorization across multiple tables, facilitating the creation of specific questions and enabling systematic evaluation of model performance across different categories. By organizing tasks hierarchically, ranging from simple lookups to more complex calculations, our benchmark can compare performances across a spectrum of task types. Additionally, our benchmark emphasizes scalability and Multi-Table contexts, effectively addressing critical gaps in existing datasets while ensuring the reasoning depths remain practical and reflective of real-world use cases. This structured approach not only enhances the robustness of the evaluation but also aids in advancing the development of models capable of handling intricate data interactions.

## 2.4 Evaluation Question Generation with Symbolic Extension

Inspired by the GSM-Symbolic framework [18], we use the symbolic extension in our benchmark to increase the number of evaluation questions while keeping their quality high. Symbolic extension works effectively with sampling to create diverse and meaningful questions, making the benchmark more robust for evaluating LLMs.

**Symbolic Question Generation.** Our symbolic extension is divided into two principal components: template question design, and the generation of questions and solutions, as depicted in Figure 1. Template questions are crafted with placeholder variables instead of fixed values, enabling dynamic content generation. These variables are subsequently instantiated, and the correct answers are computed using Python implementation. This methodology facilitates the creation of multiple question instances from a single template, thereby enhancing the benchmark’s versatility and scalability. To enable a more effective evaluation, we employ multiple-choice questions (MCQs) rather than relying solely on traditional metrics such as exact match, BLEU, or F1 scores. These conventional metrics can fall short of accurately assessing the reasoning capabilities of large language models (LLMs). MCQs offer a more direct method to evaluate understanding and reasoning by providing discrete, comparable options [38]. For each database, we manually design two template questions per subcategory, each paired with a corresponding Python code solution. This approach yields a total of 140 template questions across all databases and subcategories. To populate the benchmark with diverse instances, we leverage the ten database instances created for each database and context length. Using the symbolic extension, we generate ten question instances for each template question. An overview of the total number of benchmark instances is provided in Table 4, illustrating the extensive scale and scope of our benchmark.

Context Length	Database Instances	Question Instances
8K	100	14000
16K	100	14000
32K	100	14000
64K	100	14000
Total	400	56000

Table 4: An overview of our benchmark instances.



**Error Choice Generation.** To create incorrect options for the MCQs, we use a rule-based approach. For *entity lookup* and *top selection* tasks, we randomly select different cells from the same column to generate error choices. For the rest tasks, which require numerical answers, we produce three error options by multiplying the correct answer by 0.25, 2.0, and 3.0. While this method is simple, our experiments show that these questions remain challenging for LLMs, especially due to the design consideration that our tasks require reasoning over long contexts and multiple tables.

### 3 Evaluation Setup

Our benchmark is created using database sampling and symbolic extension, making it challenging to test all the generated instances. To address this, we design experiments across multiple dimensions to evaluate its performance effectively.

#### 3.1 LLM Benchmark Scope

To ensure a comprehensive evaluation of LLM’s performance on our benchmark, we select 22 LLMs from various companies or research organizations. The selected models cover the most advanced proprietary LLMs available such as GPT-4o [39], as well as other widely-recognized open-source models such as QWEN2.5 [40]. It is worth mentioning that we also choose a state-of-the-art model from DeepSeek that employs mixture-of-experts (MoE) architecture [41]. Moreover, we include two domain-specific LLMs, TABLELLAMA [42] and TABLEGPT2 [43], which are specifically fine-tuned for analyzing tabular data and accomplishing various table-based tasks. Meanwhile, the parameter scales of the models we choose range from 2B to 72B, which may provide insights into the relationship between model size and Multi-Table QA performance. Such diversity ensures the benchmark evaluates models of varying architectures, specializations, and computational complexities, providing valuable insights into the strengths and limitations of current LLMs in Table QA tasks. We enumerate the details of the selected LLMs below:

- GPT-4o-MINI [44] and GPT-4o [39]: we evaluate GPT-4o-MINI and GPT-4o from OpenAI as the state-of-the-art close-source model in this benchmark. Both of them are proprietary instruct models that are tailored for conversational AI and reasoning tasks. All of them support long context up to 128K tokens.
- QWEN2.5 [40]: we select the 3B, 7B, 14B, 72B versions of QWEN2.5 Instruct model and a 7B Coder model for evaluation. All of them support long context up to 128K tokens.
- LLAMA3.1 [45]: we select the 8B and 70B LLAMA3.1 Instruct model for evaluation. Both of them support a context length up to 128K tokens.
- BAICHUAN2 [46]: we select BAICHUAN2 7B chat model and 13B chat model for evaluation. Both of them support long context up to 192K tokens.
- GEMMA2 [47]: we select the 2B, 9B, and 27B versions of GEMMA2 Instruct model for evaluation. All of them only support a context length up to 8K tokens.
- GLM-4 [48]: we evaluate GLM-4-9B-CHAT on the benchmark. The model is a chat model that supports a context length of 128K tokens.
- MISTRAL [49]: we evaluate MISTRAL-NEMO-INSTRUCT and MISTRAL-7B-INSTRUCT on the benchmark. Both of them are instruct models. MISTRAL-NEMO-INSTRUCT is trained with 12.2B parameters and supports up to 128K context window. MISTRAL-7B-INSTRUCT is trained with 7B parameters and supports up to 32k tokens.
- VICUNA [50]: we select VICUNA-7B-V1.5-16K and VICUNA-13B-V1.5-16K to evaluate. As the name suggests, VICUNA-7B-V1.5-16K is a chat model trained with 7B parameters and supports up to 16k tokens. VICUNA-13B-V1.5-16K is a chat model trained with 13B parameters and supports up to 16k tokens.
- DEEPSEEK-V2 [41]: we evaluate DEEPSEEK-V2-LITE-CHAT on the benchmark. Unlike dense architecture,

this model adopts a MoE architecture. It is trained with 15.7B parameters, and it supports a context length of 32K tokens.

- TABLELLAMA [42]: The TABLELLAMA model is fine-tuned on the TableInstruct dataset using LongLoRA so that it is specialized in table-based tasks. The size of the model is 7B but it only supports a context length up to 8k tokens.
- TABLEGPT2 [43]: The TABLEGPT2 is derived from the QWEN2.5 architecture and specialized in analyzing tabular data. However, it is trained mostly on Chinese corpora and may not support other languages well. The model size is 7B, and it supports up to 128K tokens as input.

## 3.2 Evaluation Design and Implementation

We designed our evaluation setup to be simple and consistent, ensuring it serves as a strong baseline. All benchmark tests follow the same standardized template shown in Figure 2. This uniform approach avoids unnecessary optimizations or tricks, making the results easy to compare across different experiments and models.

```
Please carefully analyze and answer the
following single choice question step by step.

# {database name}

## {table name 0}

{table 0 in markdown/csv}

## {table name 1}

{table 1 in markdown/csv}

...

{question}

A) {choice A}
B) {choice B}
C) {choice C}
D) {choice D}

This question has only one correct answer. Please
break down the question, evaluate each option,
and explain why it is correct or incorrect.
Conclude with your final choice on a new line
formatted as `Answer: A/B/C/D`.
```

Figure 2: Evaluation prompt template.

**Design of the Experiment.** We have meticulously designed a series of concrete experiments to test the following hypothesis: *How the choice of serialization format, the scale of LLM, and the incorporation of symbolic extensions influence the performance of LLMs in handling long-context, Multi-Table QA tasks?* Concretely, each experiment aims to evaluate different facets of this hypothesis as we enumerated below:

- **Experiment 1. Serialization format evaluation:** given the importance of serialization in managing long-context, Multi-Table data, our first experiment compares two commonly used formats: Markdown and CSV. These formats are selected for their standardization and efficiency in handling long tables, as opposed to JSON. We conduct this comparison using a variety of models including GPT-4O, GPT-4O-MINI, QWEN2.5-7B-INSTRUCT, QWEN2.5-CODER-7B-INSTRUCT, and LLAMA3.1-8B-INSTRUCT. The results from this experiment will determine the serialization method to be used in subsequent experiments to ensure consistency across all evaluations.
- **Experiment 2. Comprehensive evaluations of LLMs:** following the selection of the serialization method,

we undertake a comprehensive evaluation of LLMs from various providers and of different scales. This assessment includes open source LLMs including QWEN2.5, LLAMA3.1, BAICHUAN2, GLM-4, MISTRAL, and TABLEGPT2, tested at context lengths of 8K, 16K, 32K, and 64K. Other open source LLMs, including GEMMA2, DEEPSEEK-V2, TABLELLAMA, and VICUNA, are tested up to their respective context length limits. For close-source models like GPT-4o and GPT-4o-MINI, we also employ the OpenAI API for evaluation. This extensive testing framework allows us to observe performance trends and compare capabilities under uniform conditions across different LLMs.

- **Experiment 3. Influence of sampling and symbolic extension:** the last experiment focuses on assessing how well symbolic extensions contribute to enhancing the complexity of the benchmark while maintaining its user-friendliness. This experiment is conducted on the “airline” database at an 8K context length, utilizing all ten sampled database instances and 1400 generated questions. Models tested include GPT-4o-MINI, QWEN2.5-7B-INSTRUCT, QWEN2.5-CODER-7B-INSTRUCT, and LLAMA3.1-8B-INSTRUCT. This targeted evaluation helps us determine the effectiveness of symbolic extensions in enriching the benchmark’s capacity to challenge and measure the reasoning abilities of LLMs.

This step-by-step evaluation ensures that our benchmark is rigorous, consistent, and provides meaningful insights into the performance of different LLMs in table QA tasks.

**Statics of the Benchmark Tasks.** To manage computational costs, we limit the number of tests. In the first two experiments, we test five database instances for each context length and database. For each database instance, one question instance is selected for each of the 14 question templates across 7 subcategories. This results in fifty database instances (each original ten database instances are sampled to 8K, 16K, 32K, and 64K context), and 700 questions for each context length. This strategy keeps the testing practical while still providing representative results.

## 4 Results and Analysis

### 4.1 Serialization Format Evaluation Results

In this study, we conducted an initial comparison between two serialization formats—Markdown and CSV—to evaluate their impact on LLM performance. The results, summarized in Table 5, reveal significant differences in how LLMs process and perform with these formats.

Model	Format	8K								16K							
		EL	TS	CNT	SUM	AVG	CS	COR	Average	EL	TS	CNT	SUM	AVG	CS	COR	Average
GPT-4o	MD	92.00	88.00	80.00	76.00	76.00	90.00	48.48	78.68	91.00	82.00	75.00	63.00	68.00	85.00	42.00	72.29
	CSV	90.00	88.89	68.00	73.00	68.00	86.00	37.00	72.96	92.00	85.00	71.00	64.00	62.00	81.00	37.00	70.29
GPT-4o-mini	MD	82.00	66.00	55.00	51.00	60.00	72.00	40.00	60.86	82.00	71.00	49.00	47.00	57.00	68.00	24.00	56.86
	CSV	82.00	69.00	59.00	62.00	54.00	80.00	35.00	63.00	76.00	71.00	43.00	45.00	41.00	71.00	29.00	53.71
Qwen2.5-7B-Instruct	MD	86.00	52.00	42.00	45.00	50.00	59.00	15.00	49.86	84.00	53.00	54.00	36.00	52.00	58.00	19.00	50.86
	CSV	75.00	36.00	25.00	38.00	38.00	61.00	11.00	40.57	71.00	41.00	30.00	27.00	24.00	51.00	14.00	36.86
Qwen2.5-Coder-7B-Instruct	MD	87.00	51.00	40.00	26.00	44.00	62.00	26.00	48.00	83.00	55.00	34.00	31.00	40.00	63.00	24.00	47.14
	CSV	88.00	50.00	43.00	32.00	42.00	62.00	16.00	47.57	80.00	43.00	30.00	28.00	38.00	59.00	23.00	43.00
Llama3.1-8B-Instruct	MD	86.00	62.00	32.00	30.00	44.00	60.00	12.00	46.57	84.00	58.00	29.00	20.00	34.00	56.00	20.00	43.00
	CSV	87.00	55.00	32.00	22.00	33.00	66.00	15.00	44.29	81.00	55.00	28.00	16.00	21.00	57.00	13.00	38.71
		32K								64K							
GPT-4o	MD	88.00	93.00	56.00	54.00	60.00	81.00	50.00	68.86	90.62	85.42	46.74	32.63	54.95	83.33	47.78	63.41
	CSV	92.93	79.59	52.08	41.49	64.95	81.44	46.32	65.83	91.00	87.00	43.00	39.00	57.58	75.51	45.00	62.55
GPT-4o-mini	MD	82.00	68.00	44.00	38.00	59.00	63.00	38.00	56.00	74.00	73.00	31.00	34.00	47.00	58.00	36.73	50.57
	CSV	82.00	72.00	43.00	39.00	46.00	61.00	41.00	54.86	71.00	78.00	35.00	35.00	50.00	58.59	38.14	52.30
Qwen2.5-7B-Instruct	MD	67.00	51.00	32.00	28.00	33.00	45.00	35.00	41.57	44.00	49.00	26.00	22.00	26.00	32.00	35.00	33.43
	CSV	66.00	41.00	15.00	10.00	15.00	52.00	37.00	33.71	58.00	38.00	23.00	18.00	12.00	42.00	37.00	32.57
Qwen2.5-Coder-7B-Instruct	MD	75.00	51.00	33.00	24.00	38.00	51.00	42.00	44.86	63.00	50.00	20.00	19.00	31.00	40.00	35.00	36.86
	CSV	76.00	40.00	17.00	20.00	23.00	38.00	27.00	34.43	60.00	43.00	26.00	19.00	32.00	38.00	34.00	36.00
Llama3.1-8B-Instruct	MD	78.00	49.00	20.00	12.00	17.00	50.00	22.00	35.43	74.00	54.00	21.00	10.00	18.00	45.00	29.00	35.86
	CSV	73.00	50.00	19.00	15.00	9.00	44.00	21.00	33.00	75.00	55.00	21.00	17.00	11.00	41.00	30.00	35.71

Table 5: Results of the serialization format comparison. Subcategory names are abbreviated for clarity: entity lookup (EL), top selection (TS), count (CNT), sum (SUM), average (AVG), composite subtraction (CS) and correlation (COR).

**Overall Results.** The benchmark results indicate that *Markdown consistently outperforms CSV across a majority of LLMs*. While GPT-4O-MINI showed slightly better average accuracy with CSV in specific context lengths, the average accuracy for all other models was higher with Markdown. This suggests that even for long-context tables, Markdown remains the preferred format for LLMs. A plausible explanation for this preference is that Markdown tables are more common in the pre-training data corpus of LLMs, enabling better adaptation to this format during inference.

**Detailed Discussion.** We further present some interesting observations. *First, when analyzing results across various subcategories, the trend favoring Markdown persisted.* Although some models demonstrated improved performance with CSV for certain subcategories and context lengths, the performance gap was generally small. In contrast, Markdown consistently provided a more substantial boost in accuracy for most models, reinforcing its advantage as a serialization format. *Second, our analysis also uncovered that coder LLMs performed better with CSV than their original counterparts.* This improvement can likely be attributed to the specific fine-tuning (SFT) processes for these models, which may include exposure to CSV tables as part of code-relevant tasks. However, even the Coder model showed a stronger overall preference for Markdown, underscoring its versatility and effectiveness across different use cases.

**Conclusion.** Given these results, we conclude that *Markdown is the superior format for table serialization for LLMs in Multi-Table QA tasks*. As a result, our subsequent experiments will use Markdown, ensuring optimal performance across a broad range of models and tasks.

## 4.2 Comprehensive LLM Evaluation Results

In this section, we present a broader evaluation results of LLMs using Markdown as the serialization format for tables. Results are shown in Table 6. The overall performance is illustrated in Figure 3. We enumerate our interesting observations below:

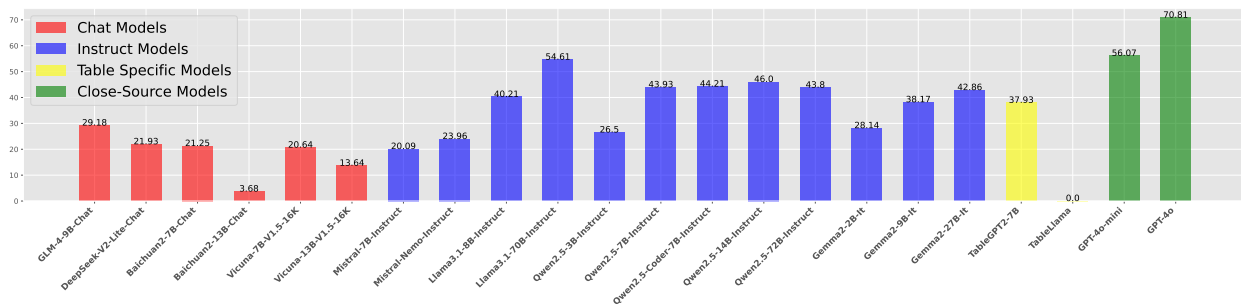


Figure 3: The overall accuracy of all models.

**Chat LLM Performance.** We find that *chat-oriented LLMs generally perform poorly on our benchmark due to lack of instruction following ability*. Chat Models except GLM4-9B-CHAT get lower than 25% overall accuracy. These LLMs struggle to properly follow the instructions provided in the prompt in Figure 2, despite the explicit clarification that there is only one correct choice and that the answer must adhere to a specific format. Instead, chat models often produce responses such as “I don’t know,” “None of the above,” or provide multiple answers in a format that deviates from the expected structure. This behavior likely stems from their design, which prioritizes conversational fluency over strict adherence to task-specific instructions. The GLM4-9B-CHAT performs slightly better since it can follow the instructions better. Interestingly, we also find that *the overall accuracy of chat models tends to decline as their scale increases*. A manual inspection using the “airline” database revealed distinct failure patterns for different models. For instance, larger versions of BAICHUAN2 frequently exhibited repetitive output (e.g., “-338.16666666666666. . .” repeated many times), whereas smaller versions, while often failing to follow instructions, still managed to produce readable and structured responses. For VICUNA series, smaller models occasionally generated multiple-choice answers (e.g., “Answer: C/D”), where our regular expression matched one option

Model	8K								16K							
	EL	TS	CNT	SUM	AVG	CS	COR	Average	EL	TS	CNT	SUM	AVG	CS	COR	Average
Chat Models																
GLM-4-9B-Chat	56.00	56.00	27.00	16.00	19.00	47.00	13.00	33.43	57.00	54.00	23.00	16.00	6.00	44.00	18.00	31.14
DeepSeek-V2-Lite-Chat	41.00	31.00	23.00	17.00	14.00	20.00	13.00	22.71	38.00	38.00	20.00	13.00	15.00	15.00	9.00	21.14
Baichuan2-7B-Chat	35.00	34.00	22.00	19.00	20.00	17.00	22.00	24.14	26.00	45.00	14.00	11.00	14.00	17.00	16.00	20.43
Baichuan2-13B-Chat	2.00	4.00	8.00	2.00	4.00	3.00	7.00	4.29	5.00	3.00	1.00	6.00	3.00	4.00	5.00	3.86
Vicuna-7B-V1.5-16K	29.00	22.00	40.00	20.00	23.00	30.00	27.00	27.29	11.00	23.00	19.00	11.00	13.00	13.00	8.00	14.00
Vicuna-13B-V1.5-16K	31.00	29.00	12.00	2.00	8.00	10.00	12.00	14.86	19.00	26.00	19.00	3.00	7.00	9.00	4.00	12.43
Instruct Models																
Mistral-7B-Instruct	44.00	41.00	16.00	8.00	13.00	25.00	12.00	22.71	46.00	48.00	14.00	5.00	10.00	18.00	4.00	20.71
Mistral-Nemo-Instruct	83.00	59.00	38.00	32.00	40.00	57.00	33.00	48.86	42.00	43.00	21.00	13.00	17.00	34.00	18.00	26.86
Llama3.1-8B-Instruct	86.00	62.00	32.00	30.00	44.00	60.00	12.00	46.57	84.00	58.00	29.00	20.00	34.00	56.00	20.00	43.00
Llama3.1-70B-Instruct	93.00	82.00	57.00	51.00	54.00	83.00	20.00	62.86	94.00	81.00	39.00	39.00	46.00	80.00	20.00	57.00
Qwen2.5-3B-Instruct	62.00	31.00	23.00	24.00	23.00	46.00	8.00	31.00	59.00	36.00	25.00	15.00	25.00	36.00	12.00	29.71
Qwen2.5-7B-Instruct	86.00	52.00	42.00	45.00	50.00	59.00	15.00	49.86	84.00	53.00	54.00	36.00	52.00	58.00	19.00	50.86
Qwen2.5-Coder-7B-Instruct	87.00	51.00	40.00	26.00	44.00	62.00	26.00	48.00	83.00	55.00	34.00	31.00	40.00	63.00	24.00	47.14
Qwen2.5-14B-Instruct	89.00	72.00	60.00	47.00	59.00	80.00	9.00	59.43	86.00	75.00	48.00	35.00	43.00	72.00	13.00	53.14
Qwen2.5-72B-Instruct	91.00	72.00	55.00	59.00	51.00	78.00	3.00	58.43	86.00	61.00	34.00	34.00	38.00	73.00	1.00	46.71
Gemma2-2B-It	49.00	33.00	28.00	25.00	13.00	18.00	31.00	28.14	OOO	OOO	OOO	OOO	OOO	OOO	OOO	OOO
Gemma2-9B-It	76.00	41.00	42.42	28.72	27.96	46.32	2.11	38.17	OOO	OOO	OOO	OOO	OOO	OOO	OOO	OOO
Gemma2-27B-It	83.00	44.00	29.00	31.00	33.00	65.00	15.00	42.86	OOO	OOO	OOO	OOO	OOO	OOO	OOO	OOO
Table Specific Models																
TableGPT2-7B	80.00	49.00	37.00	24.00	33.00	48.00	23.00	42.00	68.00	63.00	37.00	11.00	27.00	38.00	27.00	38.71
TableLlama	NFI	NFI	NFI	NFI	NFI	NFI	NFI	NFI	OOO	OOO	OOO	OOO	OOO	OOO	OOO	OOO
Close-Source Models																
GPT-4o-mini	82.00	66.00	55.00	51.00	60.00	72.00	40.00	60.86	82.00	71.00	49.00	47.00	57.00	68.00	24.00	56.86
GPT-4o	92.00	88.00	80.00	76.00	76.00	90.00	48.48	78.68	91.00	82.00	75.00	63.00	68.00	85.00	42.00	72.29
32K									64K							
Chat Models																
GLM-4-9B-Chat	63.00	47.00	16.00	8.00	5.00	34.00	19.00	27.43	46.00	42.00	16.00	13.00	4.00	30.00	22.00	24.71
DeepSeek-V2-Lite-Chat	OOO	OOO	OOO	OOO	OOO	OOO	OOO	OOO	OOO	OOO	OOO	OOO	OOO	OOO	OOO	OOO
Baichuan2-7B-Chat	27.00	33.00	12.00	13.00	14.00	13.00	12.00	17.71	28.00	41.00	21.00	16.00	22.00	14.00	17.00	22.71
Baichuan2-13B-Chat	4.00	4.00	4.00	4.00	1.00	3.00	1.00	3.00	5.00	5.00	5.00	5.00	1.00	3.00	1.00	3.57
Vicuna-7B-V1.5-16K	OOO	OOO	OOO	OOO	OOO	OOO	OOO	OOO	OOO	OOO	OOO	OOO	OOO	OOO	OOO	OOO
Vicuna-13B-V1.5-16K	OOO	OOO	OOO	OOO	OOO	OOO	OOO	OOO	OOO	OOO	OOO	OOO	OOO	OOO	OOO	OOO
Instruct Models																
Mistral-7B-Instruct	43.00	35.00	10.00	7.00	5.00	9.00	9.00	16.86	OOO	OOO	OOO	OOO	OOO	OOO	OOO	OOO
Mistral-Nemo-Instruct	19.00	22.00	6.00	11.00	11.00	15.00	14.00	14.00	6.00	12.00	6.00	1.00	7.00	5.00	6.00	6.14
Llama3.1-8B-Instruct	78.00	49.00	20.00	12.00	17.00	50.00	22.00	35.43	74.00	54.00	21.00	10.00	18.00	45.00	29.00	35.86
Llama3.1-70B-Instruct	93.00	73.00	29.00	24.00	33.00	76.00	27.00	50.71	88.00	83.00	26.00	25.00	27.00	57.00	29.00	47.86
Qwen2.5-3B-Instruct	46.00	28.00	19.00	11.00	21.00	22.00	15.00	23.14	39.00	33.00	11.00	10.00	19.00	24.00	19.00	22.14
Qwen2.5-7B-Instruct	67.00	51.00	32.00	28.00	33.00	45.00	35.00	41.57	44.00	49.00	26.00	22.00	26.00	32.00	35.00	33.43
Qwen2.5-Coder-7B-Instruct	75.00	51.00	33.00	24.00	38.00	51.00	42.00	44.86	63.00	50.00	20.00	19.00	31.00	40.00	35.00	36.86
Qwen2.5-14B-Instruct	83.00	67.00	27.00	24.00	21.00	59.00	8.00	41.29	50.00	56.00	25.00	15.00	14.00	28.00	23.00	30.14
Qwen2.5-72B-Instruct	85.00	57.00	16.00	26.00	18.00	66.00	4.00	38.86	69.00	51.00	14.00	13.00	13.13	54.00	4.00	31.19
Gemma2-2B-It	OOO	OOO	OOO	OOO	OOO	OOO	OOO	OOO	OOO	OOO	OOO	OOO	OOO	OOO	OOO	OOO
Gemma2-9B-It	OOO	OOO	OOO	OOO	OOO	OOO	OOO	OOO	OOO	OOO	OOO	OOO	OOO	OOO	OOO	OOO
Gemma2-27B-It	OOO	OOO	OOO	OOO	OOO	OOO	OOO	OOO	OOO	OOO	OOO	OOO	OOO	OOO	OOO	OOO
Table Specific Models																
TableGPT2-7B	67.00	52.00	32.00	19.00	31.00	36.00	40.00	39.57	43.00	46.00	24.00	19.00	31.00	19.00	38.00	31.43
TableLlama	OOO	OOO	OOO	OOO	OOO	OOO	OOO	OOO	OOO	OOO	OOO	OOO	OOO	OOO	OOO	OOO
Close-Source Models																
GPT-4o-mini	82.00	68.00	44.00	38.00	59.00	63.00	38.00	56.00	74.00	73.00	31.00	34.00	47.00	58.00	36.73	50.57
GPT-4o	88.00	93.00	56.00	54.00	60.00	81.00	50.00	68.86	90.62	85.42	46.74	32.63	54.95	83.33	47.78	63.41

Table 6: Complete benchmark results. NFI indicates “not following instructions”, and OOC indicates “out of context”.

(e.g., “C”), giving them a chance to answer correctly. In contrast, larger models often produced verbose analyses or answers like “None of the above,” which made it impossible for our evaluation to match the correct answer.

**Instruct LLM Performance.** On the other hand, we find that *instruct models demonstrated superior adherence to instructions to generally perform better*. In fact, most instruct LLMs achieve overall accuracies of 25% or higher. As expected, larger instruct models generally performed better, showing a clear trend of improved accuracy with scale. Notably, coder models within this category performed slightly better than their standard instruction-following counterparts. However, the performance gap was minimal, suggesting that this observation may not generalize across all tasks or datasets. Notice that two models deviate from the aforementioned conclusion — MISTRAL and QWEN2.5. For MISTRAL, our manual analysis reveals that, despite being an instruction-tuned model, it frequently generates responses such as “None of the above.” We hypothesize that its ability to follow instructions diminishes when dealing with long-context tables. As for QWEN2.5, the largest

version demonstrates only average performance in overall accuracy. Our manual evaluation suggests this is due to its tendency to produce overly detailed analyses, often repeating information already provided. This verbosity causes it to frequently exceed the token limit, preventing it from delivering a final answer.

**Domain-Specific Table LLMs.** We find a surprising fact that *LLM specialized fine-tuned for relational tasks, such as TABLELLAMA and TABLEGPT2, did not perform as well as anticipated.* TABLELLAMA, in particular, failed to follow the required answer format entirely. TABLEGPT2, while capable of adhering to the format more consistently, delivered only average performance. We suspect that the specialization of these models may inadvertently narrow their focus and make them less adaptable to variations in question types or formats that were not adequately represented in their continuous pre-training data. Furthermore, despite being tailored for table-based tasks, these LLMs may not optimally balance between relational data generation and the flexibility required for general QA tasks. This suggests a potential misalignment between model training objectives and evaluation criteria introduced in our benchmarks.

**Other Observations about Different LLMs.** We list other relatively trivial observations here across different LLMs. *The MoE models also perform relatively poorly, achieving less than 25% overall accuracy.* Since the DEEPSEEK-V2-LITE-CHAT is also a chat model, this MoE model occasionally generated coherent but incorrect responses, often including statements like “None of the above.” Despite their readability, these outputs failed to identify the correct answers, indicating limitations in their task-specific reasoning capabilities. In addition to our primary findings, we observed several noteworthy phenomena regarding context length support. While MISTRAL-7B-INSTRUCT is officially stated to support a 32K context length, our experiments reveal that it can generate coherent outputs even at a 64K context length. In contrast, although DEEPSEEK-V2-LITE-CHAT is advertised to support a 32K context length, its tokenizer produces a warning indicating a limitation to 16K context length. Moreover, this 16K token limit results in an out of memory (OOM) error when attempting to process the 32K dataset, despite the GPU having sufficient memory available. Consequently, we report results for MISTRAL-7B-INSTRUCT up to 32K context length and for DEEPSEEK-V2-LITE-CHAT up to 16K context length to ensure consistency and compliance with the respective models’ effective constraints.

**Influence of Context Length.** We analyze how table context length affects the performance of instruct models. Many chat models perform similarly regardless of context length, as they do not consistently follow instructions. Therefore, we focus on instruct models and analyze their performance across different question subcategories as the context length changes. Our experiments show that *model performance generally decreases as the context length increases.* Some models show slight improvements with longer contexts, but these improvements are small and can be considered normal fluctuations. This indicates that handling longer table contexts remains challenging for most models. We enumerate the effect of context length varies across question subcategories below:

- **Lookup:** *performance of lookup tasks declines relatively slowly with increasing context length.* Since these tasks often require retrieving only a single or a few items from the table, they remain comparatively manageable even with longer contexts.
- **Aggregation:** *LLMs experience more pronounced performance drops in this aggregation tasks,* as aggregation tasks typically involve computations over multiple elements. Notably, models perform better in the average subcategory than in the sum subcategory. This disparity likely arises because estimating a value close to the average is more intuitive for models, whereas summing multiple elements accurately is computationally more demanding.
- **Complex calculation:** In the complex calculation category, the impact of longer contexts depends on the specific subcategory. *The composite subtraction task reserves relatively good performance,* as some question instances only require retrieving values and performing simple subtraction. *The correlation calculation tasks encounter significant performance drop.* since it requires both complex numerical computations and logical reasoning, making it harder for models to handle, especially with larger tables.

In summary, as the context length increases, models struggle with all but the simplest questions. Figure 4 illustrates this phenomenon. Even in simpler subcategories, performance declines as the table context grows.

These findings highlight the difficulties in handling complex reasoning tasks in longer context tables.

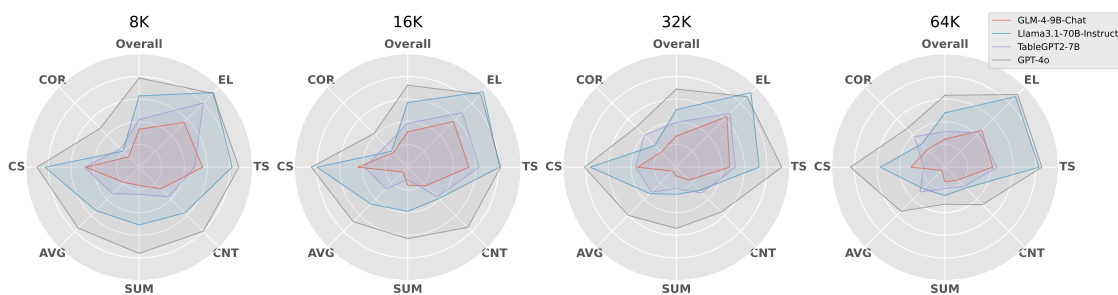


Figure 4: The accuracy distribution of question subcategories in different context lengths.

### 4.3 Influence of Sampling and Symbolic Extension

To investigate the influence of symbolic extensions on model performance, we conducted a specific experiment using the “airline” database with a context length 8K. This experiment included all ten sampled database instances and 1400 generated questions. Each batch consisted of 14 questions, each generated from a unique question template. For each sampled database instance, we generated 10 such batches, allowing us to index each batch using a combination of the database instance index and question instance batch index. To analyze the results, we created a heatmap to illustrate the accuracy of each question instance batch for all models and a histogram to show the accuracy distribution across batches for each model. We also compared the average accuracy between three sets of batches: all batches from the “airline” database (all in airline), 5 batches previously used from “airline,” (5 in airline) and 5 batches previously used across all databases (5 in all). These visualizations are shown in Figure 5.

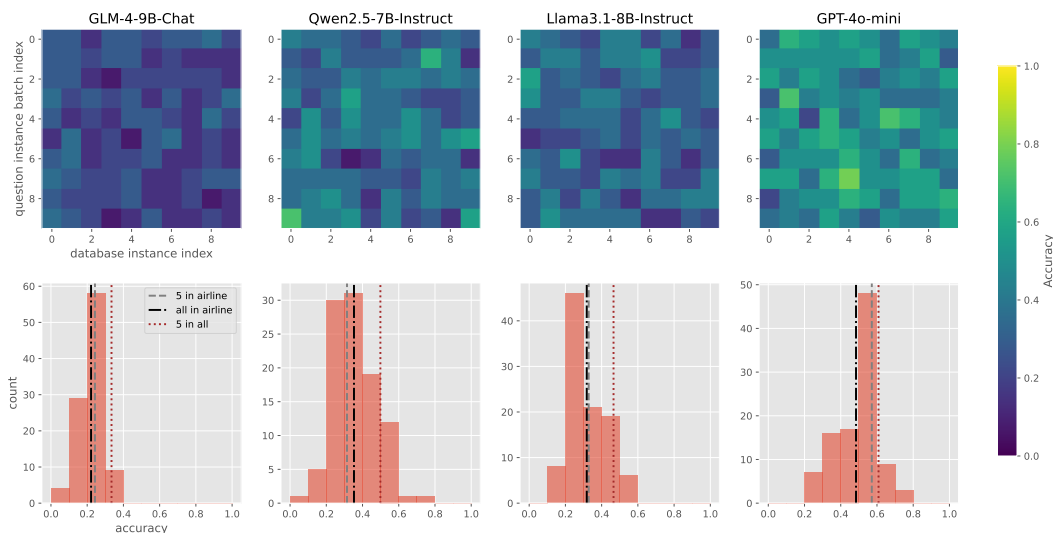


Figure 5: The accuracy distribution of question instances in context length 8K, airline database between four models.

**Detailed Result Analysis.** We summarize our detailed analysis of the influence of the symbolic extension. *The heatmap results highlight that question difficulty varies across batches and models.* For example, a batch in the lower-left corner of the heatmap appears easier for the QWEN model, which achieves high accuracy, while the same batch presents an average difficulty for other models, indicated by a consistent green color. This

finding suggests that different models have distinct preferences or tendencies when handling certain question instances. Therefore, incorporating symbolic extensions enhances the stability of question instances, providing a more reliable assessment of model performance. Furthermore, the histogram shows a detailed distribution of the accuracy, which indicates that *if the quantity of the generated question is small, we might evaluate model performance imprecisely*. For instance, while GPT-4O-MINI performs well in most cases, it still struggles with certain batches. Conversely, although GLM-4 underperforms in most cases, it achieves high accuracy in some batches. These observations underscore the value of symbolic extensions in ensuring a more balanced and thorough evaluation of models. Lastly, we examined comparative lines across different test sets. All models, except GPT-4O-MINI, showed similar results between broad tests and sensitive tests in the “airline” database, indicating that using 5 batches in earlier studies was generally sufficient to represent the performance across all batches. Additionally, the comparison between all databases and the “airline” database revealed that the question templates in “airline” are generally more complex, posing greater challenges for models to handle effectively.

**Conclusion.** We believe that these experimental results suggest that *the sampling mechanism combined with symbolic extension will generate reliable benchmark results*. Notice that when the number of sampled database instances increases, it will lead to different symbolic extension executions in generating different questions. The alignment of the accuracy distribution illustrates the stable benchmark results when equipped with both our sampling mechanism and symbolic extensions. This further validates the significance of symbolic extensions in capturing diverse difficulty levels in model evaluations.

## 5 Related Work

**Table QA.** The task of question answering (QA) over relational databases has been a focal point in the fields of natural language processing and data management [1]. Given a user query, table QA aims to provide precise answers through table understanding and reasoning [8, 9, 10]. The technique to tackle table QA problems can be categorized into two classes based on whether the question in terms of natural language is transformed into a structured query (i.e., SQL). The first class leverages the technique of Text2SQL, which translates natural language queries into executable SQL statements, enabling users to interact with relational databases without manually programming [51, 52, 53, 54, 55, 9, 56]. The second approach uses an end-to-end machine learning model to process the question and serialized relational table to generate the answer [29, 37, 28, 27, 26]. For example, TABLE-BERT [6] utilizes a rule-based methodology to transform tabular data into coherent natural language sentences, thereby enabling the understanding of structured data in a format more amenable to human interpretation and further natural language processing tasks; TAPAS [57] enhances the original BERT architecture by incorporating a mechanism to encode tables as part of its input, allowing the model to directly interpret tabular data alongside textual queries, thereby improving its performance on table-based question answering tasks; PASTA [7] introduces a novel pre-training strategy involving six types of sentence-table cloze tasks, utilizing a synthesized corpus derived from 1.2 million entries in WikiTables to enhance the model’s ability to integrate and reason with tabular data. MULTITABQA [8] employs a multi-table TQA approach, leveraging the single table TQA model tapex-base as its foundational model, which allows for the extension of table parsing capabilities to scenarios involving multiple related tables; recently, AutoTQA [10] uses multi-agent LLMs, involving five distinct roles: user, planner, engineer, executor, and critic to collaborate respond to user inquiries through conversations. Note that our proposed benchmark targets comprehensively evaluating the techniques falling into the second category with reliable results.

**Assessment of LLM over data management tasks.** LLMs have demonstrated remarkable capabilities, offering an opportunity to build a new wave of innovative AI applications [58]. In the data management community, LLM has also reshaped the paradigm of design and implementation of many data management tasks [2, 3, 4, 5] including data integration [59, 60], database system tuning [61], query optimization [62], table summarization [63], table formatting [64] etc. Various domain-specific LLMs for tabular data have also been released. For example, TABLELLAMA [65] is fine-tuned on the TableInstruct dataset, which comprises 2.6 million table-based tasks to process 8 in-domain table-related tasks. TABLEGPT [66, 43] aims to unify tables, natural language, and commands into a single LLM to enable seamless interaction with tables, supporting functionalities such



as question answering, data manipulation, visualization, and analysis report generation. To evaluate the performance of LLM over data management tasks, different benchmarks have been released, including benchmarks for Text2SQL [67, 68, 69], relational structural understanding capabilities [70], and table QA [6, 13, 14]. Our benchmark is designed as a new benchmark for multi-table QA with varied relational data contexts and symbolic extensions to access the reasoning capabilities of LLMs for reliable results.

## 6 Conclusion

In this paper, we introduced TQA-Bench, a new Multi-Table QA benchmark specifically designed to rigorously evaluate the capabilities of LLMs in processing complex, relational data across multiple tables. Our benchmark applies diverse relational database instances drawn from real-world public datasets, a flexible sampling mechanism that allows for the creation of tasks with varying context lengths from 8K to 64K tokens, and the integration of symbolic extensions to test higher-order reasoning capabilities. These features ensure that TQA-Bench not only challenges the LLMs beyond simple data retrieval tasks but also provides a robust framework for assessing their ability to handle complex reasoning across multiple tables. Through systematic evaluations involving both open-source and closed-source LLMs, with scales ranging from 7 billion to 70 billion parameters, our findings highlight the variable performance of these models under complex Multi-Table QA scenarios. We expect that TQA-Bench can serve as a pivotal step toward realizing the full potential of LLMs in enhancing data-driven decision-making across various sectors.

## References

- [1] Nengzheng Jin, Joanna Siebert, Dongfang Li, and Qingcai Chen. A survey on table question answering: recent advances. In *China Conference on Knowledge Graph and Semantic Computing*, pages 174–186. Springer, 2022.
- [2] Asim Biswal, Liana Patel, Siddharth Jha, Amog Kamsetty, Shu Liu, Joseph E Gonzalez, Carlos Guestrin, and Matei Zaharia. Text2sql is not enough: Unifying ai and databases with tag. *arXiv preprint arXiv:2408.14717*, 2024.
- [3] Si-An Chen, Lesly Miculicich, Julian Martin Eisenschlos, Zifeng Wang, Zilong Wang, Yanfei Chen, Yasuhisa Fujii, Hsuan-Tien Lin, Chen-Yu Lee, and Tomas Pfister. Tablerag: Million-token table understanding with language models. In *The Thirty-eighth Annual Conference on Neural Information Processing Systems*, 2024.
- [4] Liana Patel, Siddharth Jha, Carlos Guestrin, and Matei Zaharia. Lotus: Enabling semantic queries with llms over tables of unstructured and structured data. *arXiv preprint arXiv:2407.11418*, 2024.
- [5] Michael Wornow, Avanika Narayan, Krista Opsahl-Ong, Quinn McIntyre, Nigam H Shah, and Christopher Re. Automating the enterprise with foundation models. *arXiv preprint arXiv:2405.03710*, 2024.
- [6] Wenhui Chen, Hongmin Wang, Jianshu Chen, Yunkai Zhang, Hong Wang, Shiyang Li, Xiyu Zhou, and William Yang Wang. Tabfact: A large-scale dataset for table-based fact verification. In *International Conference on Learning Representations*, 2020.
- [7] Zihui Gu, Ju Fan, Nan Tang, Preslav Nakov, Xiaoman Zhao, and Xiaoyong Du. Pasta: Table-operations aware fact verification via sentence-table cloze pre-training. In *Proceedings of the 2022 Conference on Empirical Methods in Natural Language Processing*, pages 4971–4983, 2022.
- [8] Vaishali Pal, Andrew Yates, Evangelos Kanoulas, and Maarten de Rijke. Multitabqa: Generating tabular answers for multi-table question answering. In *Proceedings of the 61st Annual Meeting of the Association for Computational Linguistics (Volume 1: Long Papers)*, pages 6322–6334, 2023.
- [9] Yunjia Zhang, Jordan Henkel, Avriella Floratou, Joyce Cahoon, Shaleen Deep, and Jignesh M Patel. Reactable: Enhancing react for table question answering. *Proceedings of the VLDB Endowment*, 17(8):1981–1994, 2024.

- [10] Jun-Peng Zhu, Peng Cai, Kai Xu, Li Li, Yishen Sun, Shuai Zhou, Haihuang Su, Liu Tang, and Qi Liu. Autotqa: Towards autonomous tabular question answering through multi-agent large language models. *Proceedings of the VLDB Endowment*, 17(12):3920–3933, 2024.
- [11] Samuel Madden, Michael Cafarella, Michael Franklin, and Tim Kraska. Databases unbound: Querying all of the world’s bytes with ai. *Proceedings of the VLDB Endowment*, 17(12):4546–4554, 2024.
- [12] Jie Jiang, Haining Xie, Yu Shen, Zihan Zhang, Meng Lei, Yifeng Zheng, Yide Fang, Chunyou Li, Danqing Huang, Wentao Zhang, et al. Siriusbi: Building end-to-end business intelligence enhanced by large language models. *arXiv preprint arXiv:2411.06102*, 2024.
- [13] Fangyu Lei, Tongxu Luo, Pengqi Yang, Weihao Liu, Hanwen Liu, Jiahe Lei, Yiming Huang, Yifan Wei, Shizhu He, Jun Zhao, et al. Tableqakit: A comprehensive and practical toolkit for table-based question answering. *arXiv preprint arXiv:2310.15075*, 2023.
- [14] Xianjie Wu, Jian Yang, Linzheng Chai, Ge Zhang, Jiaheng Liu, Xinrun Du, Di Liang, Daixin Shu, Xianfu Cheng, Tianzhen Sun, et al. Tablebench: A comprehensive and complex benchmark for table question answering. *arXiv preprint arXiv:2408.09174*, 2024.
- [15] Fengbin Zhu, Wenqiang Lei, Youcheng Huang, Chao Wang, Shuo Zhang, Jiancheng Lv, Fuli Feng, and Tat-Seng Chua. Tat-qa: A question answering benchmark on a hybrid of tabular and textual content in finance. *arXiv preprint arXiv:2105.07624*, 2021.
- [16] Ming Zhu, Aman Ahuja, Wei Wei, and Chandan K Reddy. A hierarchical attention retrieval model for healthcare question answering. In *The World Wide Web Conference*, pages 2472–2482, 2019.
- [17] Shen Gao, Xiuying Chen, Zhaochun Ren, Dongyan Zhao, and Rui Yan. Meaningful answer generation of e-commerce question-answering. *ACM Transactions on Information Systems (TOIS)*, 39(2):1–26, 2021.
- [18] Iman Mirzadeh, Keivan Alizadeh, Hooman Shahrokhi, Oncel Tuzel, Samy Bengio, and Mehrdad Farajtabar. Gsm-symbolic: Understanding the limitations of mathematical reasoning in large language models. *arXiv preprint arXiv:2410.05229*, 2024.
- [19] OpenAI. Openai gpt-4o, 2024.
- [20] Abhimanyu Dubey, Abhinav Jauhri, Abhinav Pandey, Abhishek Kadian, Ahmad Al-Dahle, Aiesha Letman, Akhil Mathur, Alan Schelten, Amy Yang, Angela Fan, et al. The llama 3 herd of models. *arXiv preprint arXiv:2407.21783*, 2024.
- [21] Alex Young, Bei Chen, Chao Li, Chengen Huang, Ge Zhang, Guanwei Zhang, Heng Li, Jiangcheng Zhu, Jianqun Chen, Jing Chang, et al. Yi: Open foundation models by 01. ai. *arXiv preprint arXiv:2403.04652*, 2024.
- [22] Anthropic. The claude 3 model family: Opus, sonnet, haiku, 2024.
- [23] Panupong Pasupat and Percy Liang. Compositional semantic parsing on semi-structured tables. *arXiv preprint arXiv:1508.00305*, 2015.
- [24] Mohit Iyyer, Wen-tau Yih, and Ming-Wei Chang. Search-based neural structured learning for sequential question answering. In *Proceedings of the 55th Annual Meeting of the Association for Computational Linguistics (Volume 1: Long Papers)*, pages 1821–1831, 2017.
- [25] Sunjun Kweon, Yeonsu Kwon, Seonhee Cho, Yohan Jo, and Edward Choi. Open-wikitable: Dataset for open domain question answering with complex reasoning over table. *arXiv preprint arXiv:2305.07288*, 2023.
- [26] Wenhui Chen, Hanwen Zha, Zhiyu Chen, Wenhan Xiong, Hong Wang, and William Wang. Hybridqa: A dataset of multi-hop question answering over tabular and textual data. *arXiv preprint arXiv:2004.07347*, 2020.

- [27] Wenhua Chen, Ming-Wei Chang, Eva Schlinger, William Wang, and William W Cohen. Open question answering over tables and text. *arXiv preprint arXiv:2010.10439*, 2020.
- [28] Zhoujun Cheng, Haoyu Dong, Zhiruo Wang, Ran Jia, Jiaqi Guo, Yan Gao, Shi Han, Jian-Guang Lou, and Dongmei Zhang. Hitab: A hierarchical table dataset for question answering and natural language generation. *arXiv preprint arXiv:2108.06712*, 2021.
- [29] Linyong Nan, Chiachun Hsieh, Ziming Mao, Xi Victoria Lin, Neha Verma, Rui Zhang, Wojciech Kryściński, Hailey Schoelkopf, Riley Kong, Xiangru Tang, et al. Fetaqa: Free-form table question answering. *Transactions of the Association for Computational Linguistics*, 10:35–49, 2022.
- [30] World Bank Group. Data catalog, 2024.
- [31] Susmita Dasgupta, Brian Blankespoor, and David J Wheeler. Revisiting global biodiversity: A spatial analysis of species occurrence data from the global biodiversity information facility. Technical report, The World Bank, 2024.
- [32] The United States Government. Dataset-catalog, 2024.
- [33] California Department of Water Resources. Water quality data, May 2024.
- [34] Allegheny County. Allegheny county restaurant/food facility inspections and locations, May 2024.
- [35] Jinyang Li, Binyuan Hui, Ge Qu, Jiayi Yang, Binhua Li, Bowen Li, Bailin Wang, Bowen Qin, Ruiying Geng, Nan Huo, et al. Can llm already serve as a database interface? a big bench for large-scale database grounded text-to-sqls. *Advances in Neural Information Processing Systems*, 36, 2024.
- [36] Zhiyu Chen, Wenhua Chen, Charese Smiley, Sameena Shah, Iana Borova, Dylan Langdon, Reema Moussa, Matt Beane, Ting-Hao Huang, Bryan Routledge, et al. Finqa: A dataset of numerical reasoning over financial data. *arXiv preprint arXiv:2109.00122*, 2021.
- [37] Yilun Zhao, Yunxiang Li, Chenying Li, and Rui Zhang. MultihierTT: Numerical reasoning over multi hierarchical tabular and textual data. *arXiv preprint arXiv:2206.01347*, 2022.
- [38] Nishant Balepur and Rachel Rudinger. Is your large language model knowledgeable or a choices-only cheater? In *Proceedings of the 1st Workshop on Towards Knowledgeable Language Models (KnowLLM 2024)*, pages 15–26, 2024.
- [39] OpenAI. Hello gpt-4o, May 2024.
- [40] Qwen Team. Qwen2.5: A party of foundation models, September 2024.
- [41] DeepSeek-AI. Deepseek-v2: A strong, economical, and efficient mixture-of-experts language model, 2024.
- [42] Tianshu Zhang, Xiang Yue, Yifei Li, and Huan Sun. TableLLaMA: Towards open large generalist models for tables. In *Proceedings of the 2024 Conference of the North American Chapter of the Association for Computational Linguistics: Human Language Technologies (Volume 1: Long Papers)*, pages 6024–6044, 2024.
- [43] Aofeng Su, Aowen Wang, Chao Ye, Chen Zhou, Ga Zhang, Guangcheng Zhu, Haobo Wang, Haokai Xu, Hao Chen, Haoze Li, et al. TableGPT2: A large multimodal model with tabular data integration. *arXiv preprint arXiv:2411.02059*, 2024.
- [44] OpenAI. Gpt-4o mini: Advancing cost-efficient intelligence, July 2024.
- [45] Abhimanyu Dubey, Abhinav Jauhri, Abhinav Pandey, Abhishek Kadian, Ahmad Al-Dahle, Aiesha Letman, Akhil Mathur, Alan Schelten, Amy Yang, Angela Fan, et al. The llama 3 herd of models. *arXiv preprint arXiv:2407.21783*, 2024.

- [46] Aiyuan Yang, Bin Xiao, Bingning Wang, Borong Zhang, Ce Bian, Chao Yin, Chenxu Lv, Da Pan, Dian Wang, Dong Yan, Fan Yang, Fei Deng, Feng Wang, Feng Liu, Guangwei Ai, Guosheng Dong, Haizhou Zhao, Hang Xu, Haoze Sun, Hongda Zhang, Hui Liu, Jiaming Ji, Jian Xie, JunTao Dai, Kun Fang, Lei Su, Liang Song, Lifeng Liu, Liyun Ru, Luyao Ma, Mang Wang, Mickel Liu, MingAn Lin, Nuolan Nie, Peidong Guo, Ruiyang Sun, Tao Zhang, Tianpeng Li, Tianyu Li, Wei Cheng, Weipeng Chen, Xiangrong Zeng, Xiaochuan Wang, Xiaoxi Chen, Xin Men, Xin Yu, Xuehai Pan, Yanjun Shen, Yiding Wang, Yiyu Li, Youxin Jiang, Yuchen Gao, Yupeng Zhang, Zenan Zhou, and Zhiying Wu. Baichuan 2: Open large-scale language models, 2023.
- [47] Gemma Team. Gemma. 2024.
- [48] Team GLM, Aohan Zeng, Bin Xu, Bowen Wang, Chenhui Zhang, Da Yin, Diego Rojas, Guanyu Feng, Hanlin Zhao, Hanyu Lai, Hao Yu, Hongning Wang, Jiadai Sun, Jiajie Zhang, Jiale Cheng, Jiayi Gui, Jie Tang, Jing Zhang, Juanzi Li, Lei Zhao, Lindong Wu, Lucen Zhong, Mingdao Liu, Minlie Huang, Peng Zhang, Qinkai Zheng, Rui Lu, Shuaiqi Duan, Shudan Zhang, Shulin Cao, Shuxun Yang, Weng Lam Tam, Wenyi Zhao, Xiao Liu, Xiao Xia, Xiaohan Zhang, Xiaotao Gu, Xin Lv, Xinghan Liu, Xinyi Liu, Xinyue Yang, Xixuan Song, Xunkai Zhang, Yifan An, Yifan Xu, Yilin Niu, Yuantao Yang, Yueyan Li, Yushi Bai, Yuxiao Dong, Zehan Qi, Zhaoyu Wang, Zhen Yang, Zhengxiao Du, Zhenyu Hou, and Zihan Wang. Chatglm: A family of large language models from glm-130b to glm-4 all tools, 2024.
- [49] Albert Q. Jiang, Alexandre Sablayrolles, Arthur Mensch, Chris Bamford, Devendra Singh Chaplot, Diego de las Casas, Florian Bressand, Gianna Lengyel, Guillaume Lample, Lucile Saulnier, L elio Renard Lavaud, Marie-Anne Lachaux, Pierre Stock, Teven Le Scao, Thibaut Lavril, Thomas Wang, Timoth e Lacroix, and William El Sayed. Mistral 7b, 2023.
- [50] Wei-Lin Chiang, Zhuohan Li, Zi Lin, Ying Sheng, Zhanghao Wu, Hao Zhang, Lianmin Zheng, Siyuan Zhuang, Yonghao Zhuang, Joseph E. Gonzalez, Ion Stoica, and Eric P. Xing. Vicuna: An open-source chatbot impressing gpt-4 with 90%\* chatgpt quality, March 2023.
- [51] Qian Liu, Bei Chen, Jiaqi Guo, Morteza Ziyadi, Zeqi Lin, Weizhu Chen, and Jian-Guang Lou. Tapex: Table pre-training via learning a neural sql executor. 2021.
- [52] Han Fu, Chang Liu, Bin Wu, Feifei Li, Jian Tan, and Jianling Sun. Catsql: Towards real world natural language to sql applications. *Proceedings of the VLDB Endowment*, 16(6):1534–1547, 2023.
- [53] Zihui Gu, Ju Fan, Nan Tang, Lei Cao, Bowen Jia, Sam Madden, and Xiaoyong Du. Few-shot text-to-sql translation using structure and content prompt learning. *Proceedings of the ACM on Management of Data*, 1(2):1–28, 2023.
- [54] Haoyang Li, Jing Zhang, Hanbing Liu, Ju Fan, Xiaokang Zhang, Jun Zhu, Renjie Wei, Hongyan Pan, Cuiping Li, and Hong Chen. Codes: Towards building open-source language models for text-to-sql. *Proceedings of the ACM on Management of Data*, 2(3):1–28, 2024.
- [55] Ju Fan, Zihui Gu, Songyue Zhang, Yuxin Zhang, Zui Chen, Lei Cao, Guoliang Li, Samuel Madden, Xiaoyong Du, and Nan Tang. Combining small language models and large language models for zero-shot nl2sql. *Proceedings of the VLDB Endowment*, 17(11):2750–2763, 2024.
- [56] George Katsogiannis-Meimarakis and Georgia Koutrika. A survey on deep learning approaches for text-to-sql. *The VLDB Journal*, 32(4):905–936, 2023.
- [57] Jonathan Herzig, Pawel Krzysztof Nowak, Thomas Mueller, Francesco Piccinno, and Julian Eisenschlos. Tapas: Weakly supervised table parsing via pre-training. In *Proceedings of the 58th Annual Meeting of the Association for Computational Linguistics*, pages 4320–4333, 2020.
- [58] Rishi Bommasani, Drew A Hudson, Ehsan Adeli, Russ Altman, Simran Arora, Sydney von Arx, Michael S Bernstein, Jeannette Bohg, Antoine Bosselut, Emma Brunskill, et al. On the opportunities and risks of foundation models. *arXiv preprint arXiv:2108.07258*, 2021.

- [59] Nan Huo, Reynold Cheng, Ben Kao, Wentao Ning, Nur Al Hasan Haldar, Xiaodong Li, Jinyang Li, Mohammad Matin Najafi, Tian Li, and Ge Qu. Zeroea: A zero-training entity alignment framework via pre-trained language model. *Proceedings of the VLDB Endowment*, 17(7):1765–1774, 2024.
- [60] Till Döhmen, Radu Geacu, Madelon Hulsebos, and Sebastian Schelter. Schemapile: A large collection of relational database schemas. *Proceedings of the ACM on Management of Data*, 2(3):1–25, 2024.
- [61] Victor Giannakouris and Immanuel Trummer. Demonstrating  $\lambda$ -tune: Exploiting large language models for workload-adaptive database system tuning. In *Companion of the 2024 International Conference on Management of Data*, pages 508–511, 2024.
- [62] Shu Liu, Asim Biswal, Audrey Cheng, Xiangxi Mo, Shiyi Cao, Joseph E Gonzalez, Ion Stoica, and Matei Zaharia. Optimizing llm queries in relational workloads. *arXiv preprint arXiv:2403.05821*, 2024.
- [63] Shuaiqi Liu, Jiannong Cao, Ruosong Yang, and Zhiyuan Wen. Long text and multi-table summarization: Dataset and method. In *Findings of the Association for Computational Linguistics: EMNLP 2022*, pages 1995–2010, 2022.
- [64] Mukul Singh, José Cambronero, Sumit Gulwani, Vu Le, Carina Negreanu, Elnaz Nouri, Mohammad Raza, and Gust Verbruggen. Format5: Abstention and examples for conditional table formatting with natural language. *Proceedings of the VLDB Endowment*, 17(3):497–510, 2023.
- [65] Tianshu Zhang, Xiang Yue, Yifei Li, and Huan Sun. Tablellama: Towards open large generalist models for tables. *arXiv preprint arXiv:2311.09206*, 2023.
- [66] Liangyu Zha, Junlin Zhou, Liyao Li, Rui Wang, Qingyi Huang, Saisai Yang, Jing Yuan, Changbao Su, Xiang Li, Aofeng Su, et al. Tablegpt: Towards unifying tables, nature language and commands into one gpt. *arXiv preprint arXiv:2307.08674*, 2023.
- [67] Tao Yu, Rui Zhang, Kai Yang, Michihiro Yasunaga, Dongxu Wang, Zifan Li, James Ma, Irene Li, Qingning Yao, Shanelle Roman, et al. Spider: A large-scale human-labeled dataset for complex and cross-domain semantic parsing and text-to-sql task. In *Proceedings of the 2018 Conference on Empirical Methods in Natural Language Processing*, pages 3911–3921, 2018.
- [68] Fangyu Lei, Jixuan Chen, Yuxiao Ye, Ruisheng Cao, Dongchan Shin, Hongjin Su, Zhaoqing Suo, Hongcheng Gao, Wenjing Hu, Pengcheng Yin, et al. Spider 2.0: Evaluating language models on real-world enterprise text-to-sql workflows. *arXiv preprint arXiv:2411.07763*, 2024.
- [69] Dawei Gao, Haibin Wang, Yaliang Li, Xiuyu Sun, Yichen Qian, Bolin Ding, and Jingren Zhou. Text-to-sql empowered by large language models: A benchmark evaluation. *Proceedings of the VLDB Endowment*, 17(5):1132–1145, 2024.
- [70] Yuan Sui, Mengyu Zhou, Mingjie Zhou, Shi Han, and Dongmei Zhang. Table meets llm: Can large language models understand structured table data? a benchmark and empirical study. In *Proceedings of the 17th ACM International Conference on Web Search and Data Mining*, pages 645–654, 2024.