

# Study on the Influence of Embodied Avatars on Gait Parameters in Virtual Environments and Real World\*

Tianyi Zhou<sup>1,2</sup>, Ding Ding<sup>1†</sup>, Shengyu Wang<sup>1</sup>, Chuhan Shi<sup>1</sup>, Xiangyu Xu<sup>1</sup>

**Abstract**—In this study, we compare the virtual and real gait parameters to investigate the effect of appearances of embodied avatars and virtual reality experience on gait in physical and virtual environments. We developed a virtual environment simulation and gait detection system for analyzing gait. The system transfers real-life scenarios into a realistic presentation in the virtual environment and provides look-alike same-age and old-age avatars for participants. We conducted an empirical study and used subjective questionnaires to evaluate participants' feelings about the virtual reality experience. Also, the paired sample t-test and neural network were implemented to analyze gait differences. The results suggest that there are disparities in gait between virtual and real environments. Also, the appearance of embodied avatars could influence the gait parameters in the virtual environment. Moreover, the experience of embodying old-age avatars affects the gait in the real world.

**Index Terms**—Virtual Reality, Gait Analysis, Virtual Avatars, Embodiment

## I. INTRODUCTION

Gait analysis is an effective clinical method to objectively describe human walking movements and assist in the treatment of diseases such as Parkinson's disease [3], cerebral palsy [6], and rheumatoid arthritis [23]. However, it is challenging to simulate various environments or incidents in the physical world. Virtual reality (VR) is a well-established tool for simulating various environments [12], [31]. Therefore, VR has become popular for gait analysis as it allows for the display of immersive environments to design individual training and treatment programs. Although more and more works analyze gait in VR, it is unclear whether the results of gait analysis in virtual environments (VEs) can be applied to the real world, which affects the effectiveness of VR-based medical diagnostics.

Furthermore, the appearance of the avatars that participants embody has an impact on one's self-perception and may change users' behavior [18], [28], [7]. According to the psychological concept known as the Proteus effect, users' cognition may be influenced by the characteristics of their virtual avatars [17], [16]. A preview study demonstrated that the avatar affects users' gait parameters (e.g. walking speed)

and exerts greater influence on people with a clear sense of space [19]. However, most studies have focused on the effects of avatars on gait by constructing parts of the body such as legs or upper bodies [2], [26], while ignoring the influence of complete avatars on gait parameters. Embodying complete avatars gives participants a greater sense of embodiment and ownership than embodying incomplete avatars. It is necessary to investigate the effects of experiencing embodied virtual avatars, especially in the first-person perspective, on the virtual gait. From the first-person perspective, there are few studies investigating whether synchronizing users' physical and virtual movements and different appearances of complete embodied avatars would affect virtual gait.

Although the effect of avatar embodiment on walking speed in the physical world has been studied by some researchers [4], [19], they did not focus on the appearance of avatars. We focus on the appearance and age of complete embodied avatars and investigate whether the participants' gait in the physical world is affected after embodying avatars with a large age difference.

In this study, we propose three research questions to investigate the influence of virtual experiences and embodied avatars on gait parameters in real and virtual environments.

- *R1*: If participants embody virtual avatars similar in appearance and age, would their gait in a virtual environment be different from their gait in reality?
- *R2*: Is there a significant difference in individuals' gait in a virtual environment when participants embody complete virtual avatars of the same-age and old-age?
- *R3*: After participants who embody old-age avatars experience walking in virtual environments, will their gait in the physical world be affected?

In summary, the main contributions of our work are listed as follows:

- 1) We developed a virtual environment simulation and gait detection system using VR and motion capture technology. This system can rapidly simulate various physical worlds in VEs and collect participants' characteristics to create complete avatars that closely resemble the participants.
- 2) To increase the sense of embodiment, we customize each participant with two complete avatars that look like them but differ in age. One is a same-age avatar and the other is an old-age avatar<sup>1</sup>.
- 3) Subjective and objective measures are used to inves-

\*The work is supported by the National Natural Science Foundation of China (62102081)

<sup>†</sup>Corresponding author

<sup>1</sup>School of Computer Science and Engineering, Southeast University, Nanjing, China

<sup>2</sup>Computer Experimental Teaching Center, Southeast University, Nanjing, China




Fig. 1: Avatar created from a user's photo: (a) the same-age avatar, and (b) the old-age avatar. (c) The avatar the user sees in the VR scene.

tigate our research questions. In subjective measurement, questionnaires are used to evaluate participants' feelings about the system and the VR experience. In objective measurement, we build a deep learning model to analyze the gait data. Moreover, the paired sample t-test with a 95% confidence level is implemented to quantitatively analyze the gait parameters.

## II. RELATED WORK

### A. Theory of Gait

The human gait cycle consists of two main phases [8]: stance and swing. Analysis of these phases is effective for early intervention and diagnosis of several diseases [22], [29]. Some studies have analyzed the spatiotemporal, time-domain, and frequency-domain characteristics of subjects' gait to identify the gait patterns of patients [27], [20], [10]. In clinical settings, gait analysis combined with VR technology has been applied to patients' rehabilitation regimens [4]. Other researchers have designed a series of gait training routines for patients with Parkinson's disease [9] and vestibular dysfunction [14]. These studies also indicate that patients may be more receptive to various VR-based therapies than traditional methods.

### B. Avatar's Appearance and Age

Avatars are a form of self-presentation of a user in a virtual world, and different avatars may contribute to behavioral differences [13], [5]. Some studies investigated the Proteus effect, indicating that users' self-perception and behavior would be influenced by the characteristics of the avatars [4], [17].

Prior work has shown that age [19], appearance [7], and gender [18] are the main factors that explain how VR avatars affect the user's gait. Furthermore, some studies indicated that old-age avatars may lead to slower walking speeds, and consequently, longer walking times [30], [1]. Moreover, Reinhard et al. [19] have investigated the effects of avatar

embodiment on walking speeds in the physical world, suggesting that when users experience a strong sense of spatial presence, their behavior is more likely to be influenced after leaving VEs. What's more, Vogel et al. [26] focused on the movement of the upper parts of the avatars, and Canessa et al. [2] constructed virtual leg avatars based on the contours of the users' bodies to study the effect of avatars on the user's gait. Whereas, prior research showed that embodying complete avatars increases users' sense of presence in VR, compared to avatars which have only head and hands visible [7]. In this work, we consider more about when participants embody complete avatars that look exactly like themselves, whether or not the virtual gait is still significantly different from the real gait, and after embodying complete avatars with large age differences, whether the user's gait in the physical world is affected.

## III. SYSTEM

This system is composed of a virtual avatar module, a virtual environment module, a gait capture module, and a gait data processing and analysis module.

### A. Virtual Avatar Module

The virtual avatar module creates look-alike avatars for participants at their current age and in old age using Character Creator 4<sup>1</sup>, which is widely used to build facial models from photos of participants. Via this software, various body parameters such as arm length and muscle size are adjusted to closely resemble the participants.


### B. Virtual Environment Module

This system mimics real-world scenes in a virtual environment (Fig. 2). The system created the VR environment using Unity3D and presented it to participants via a head-mounted display. The sample virtual scene was a 5 m × 2 m corridor. The actual corridor was converted into a three-dimensional model using LiDAR technology with the

<sup>1</sup><https://www.reallusion.com/character-creator>



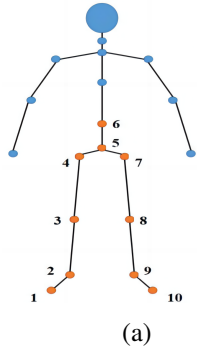
(a)



(b)

Fig. 2: The walking environments in (a) the real world and (b) the virtual world.

help of modeling software called 3D Scanner. To polish the model and increase the realism of the VE, the system used Blender<sup>3</sup> to further process the model. To enhance realism, the lighting components in the Unity3D Engine were employed to replicate the lighting conditions found in the actual corridor.



(a)

Number	Name
1	FOOT_RIGHT
2	ANKLE_RIGHT
3	KNEE_RIGHT
4	HIP_RIGHT
5	PELVIS
6	SPINE_NAVEL
7	HIP_LEFT
8	KNEE_LEFT
9	ANKLE_LEFT
10	FOOT_LEFT

(b)

Fig. 3: The corresponding names of the captured joint points

### C. Gait Capture Module

The system uses the position and rotation data from the participants' heads and both hands to make estimations of the movements in VEs with the Final IK Plugin<sup>4</sup>. This approach which uses an inverse kinematics algorithm allows for a rapid and more precise prediction of the positions of other body

parts, thereby facilitating the rendering of the user's virtual avatar in Unity3D and enabling synchronized movement of participants and avatars.

For real-time tracking and recording of human skeletal joint point data, we develop a gait capture program with a Kinect. We mainly pay attention to the gait characteristics so that capture the ten vital joint points of the lower body shown in Fig. 3. Meanwhile, the Kinect camera records the participants' skeletal joints as they walk, not only in the real world but also in the virtual environment.

### D. Analysis Module

The analysis module employs a hybrid structure based on a self-attention mechanism and integrates a convolutional neural network (CNN), a long short-term memory (LSTM). The model classifies participants' gait data under different walking setups and determines whether there is a gait difference based on the accuracy of the classification. As shown in Fig. 4, the CNN initially extracts spatial local features from the sequence of skeletal joint points. Subsequently, the LSTM component processes these features, capturing spatiotemporal information. Additionally, following the LSTM layer, we incorporate an attention layer. This layer plays a crucial role in refining the network's output by assigning weights to the vectors, thereby identifying which time steps in the sequence hold greater significance for the analysis.

## IV. EXPERIMENT

We designed an empirical study to investigate the effect of embodied avatars on gait parameters in both physical and virtual environments.

### A. Participants

A total of 26 participants (4 female), aged between 18 and 26 years ( $M = 21.69$ ,  $SD = 1.59$ ), were involved in the study. These participants are college students from diverse majors and were recruited through verbal invitations and online platforms. No one has physical restrictions or impairments.

### B. Materials and Measures

1) *Materials*: The system captured the skeletal joint points of participants using the Azure Kinect. For the head-mounted display, we used the HTC VIVE Pro headset (2880 × 1600 pixels, 90 Hz, 110° field of view), while the virtual environments were created in Unity3D. The experiment chose six classical and commonly used gait parameters which are stride length, step length, step width, step height, velocity and cadence for analyzing the gait difference.

2) *Subjective Measures*: To investigate how participants feel about the VR experience, four standardized questionnaires were used. All questionnaires were rated on a 7-point Likert scale from 1 (strongly disagree) to 7 (strongly agree).

- *Avatar Embodiment*. Containing thirteen questions, the questionnaire [15] comprehensively evaluates the participant's cognition and experience of virtual avatars from appearance, response ownership, and multisensory.

<sup>3</sup><https://www.blender.org/>

<sup>4</sup><https://assetstore.unity.com/packages/tools/animation/final-ik-14290>

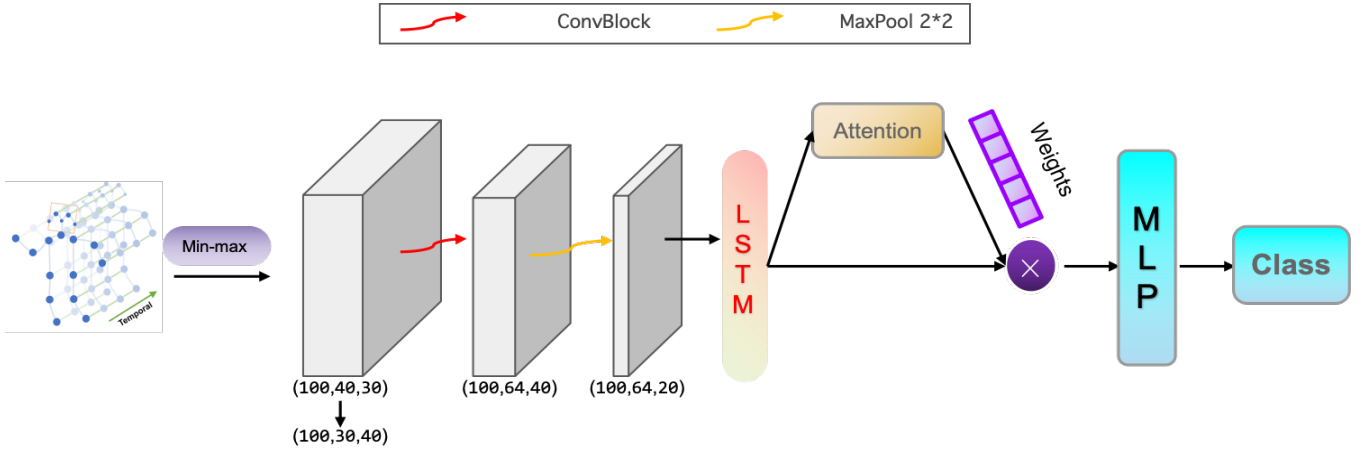


Fig. 4: The architecture of the Neural Network Model

- Igroup Presence Questionnaire. This questionnaire [25] is a commonly used presence evaluation tool in VR research, reflecting each participant's degree of interaction and immersion in virtual environment.
- Sense of Agency Scale. Sense of agency [24] is a measure of the degree of conscious control a person has over their mind, body, and immediate environment.
- Virtual Reality Neuroscience Questionnaire. This questionnaire [11] evaluates the VR-induced symptoms and effects in VR applications.

3) *Objective Measures*: The paired sample t-test with a 95% confidence level was implemented to quantitatively analyze the gait parameters. Furthermore, a deep learning network was implemented to classify participants' gait data under different walking setups and the classification accuracy was used to analyze whether there were differences in gait parameters.

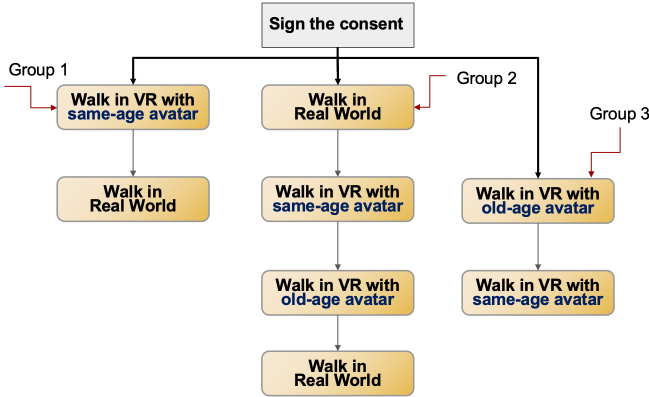


Fig. 5: The flow of our experiment

### C. Procedure

Before the experiment, participants needed to sign their consent to participate, and they were asked to send a photo of themselves to create look-alike same-age and old-age avatars.

The experiment procedure is shown in Fig 5. At the beginning of the experiment, each participant was randomly assigned to one of the three experimental groups. There was a two-minute break between two adjacent parts. In the Group 1, participants first walked in the virtual environment embodying a same-age avatar. After that, participants were asked to walk back and forth in the real world. As participants in the Group 2, there were four parts to the experiment. In the first part, participants needed to walk in the real world. Then participants walked in the virtual environment embodying the same-age avatars in the second part and the old-age avatars in the third part. At last, participants were asked to walk in the real world again. In the Group 3, participants only needed to walk back and forth in the virtual environment. Firstly, they embodied old-age avatars and then embodied same-age avatars.

After participants entered the virtual environment, they first freely observed their avatar's appearance and movements in front of a mirror in a virtual corridor. Participants had 5 minutes to freely observe their avatar's appearance in front of the mirror. In the meantime, they could perform some actions to familiarize themselves with their avatar. After that, they started walking back and forth in the environment according to our commands until the end command was given. Every time they finished the walking part in the virtual environment, we invited participants to complete four questionnaires to measure how they felt about the VR experience. When walking in the real world, participants simply walked back and forth in the real corridor according to the commands.

## V. RESULTS

### A. Objective Measures

1) *Effects of Environment on Gait* : As shown in Table I, participants' stride length ( $M = 1.089$ ,  $SD = 0.108$ ), step length ( $M = 0.493$ ,  $SD = 0.047$ ), step height ( $M = 0.164$ ,  $SD = 0.020$ ) cadence ( $M = 102.879$ ,  $SD = 23.376$ ), and velocity ( $M = 0.856$ ,  $SD = 0.214$ ) were significantly lower in the VEs than in the real world stride length ( $M = 1.241$ ,

TABLE I: Paired sample  $t$ -test for gait parameters in the real world and virtual environments ( $M \pm SD$ )

Parameters	Real World	Virtual Environment	$t$	$p$
Stride Length (in m)	1.241 $\pm$ 0.119	1.089 $\pm$ 0.108	10.345	< 0.001**
Step Length (in m)	0.549 $\pm$ 0.057	0.493 $\pm$ 0.047	6.304	< 0.001**
Step Height (in m)	0.182 $\pm$ 0.028	0.164 $\pm$ 0.020	2.656	0.008*
Step Width (in m)	0.186 $\pm$ 0.032	0.203 $\pm$ 0.036	-2.983	0.004*
Cadence (in step/min)	124.256 $\pm$ 35.237	102.879 $\pm$ 23.376	2.843	0.006*
Velocity (in m/sec)	1.214 $\pm$ 0.460	0.856 $\pm$ 0.214	4.732	< 0.001**

Note, the superscript of \* means the  $p$ -value is smaller than 0.05, and \*\* means the  $p$ -value is smaller than 0.001.

TABLE II: Paired sample  $t$ -test for gait parameters when embodying two avatars ( $M \pm SD$ )

Parameters	Same-age	Old-age	$t$	$p$
Stride Length (in m)	1.061 $\pm$ 0.085	1.067 $\pm$ 0.074	0.470	0.322
Step Length (in m)	0.487 $\pm$ 0.030	0.486 $\pm$ 0.032	-0.131	0.151
Step Height (in m)	0.163 $\pm$ 0.019	0.167 $\pm$ 0.023	1.067	0.449
Step Width (in m)	0.202 $\pm$ 0.031	0.191 $\pm$ 0.038	-2.087	0.027*
Cadence (in step/min)	101.794 $\pm$ 21.770	102.439 $\pm$ 27.131	0.273	0.394
Velocity (in m/sec)	0.841 $\pm$ 0.223	0.830 $\pm$ 0.228	-0.553	0.294

Note, the superscript of \* means the  $p$ -value is smaller than 0.05, and \*\* means the  $p$ -value is smaller than 0.001.

TABLE III: Paired sample  $t$ -test for gait parameters in the real world before and after embodying the old-age avatar ( $M \pm SD$ )

Parameters	Before	After	$t$	$p$
Stride Length (in m)	1.209 $\pm$ 0.067	1.171 $\pm$ 0.078	1.454	0.092
Step Length (in m)	0.529 $\pm$ 0.036	0.516 $\pm$ 0.032	0.127	0.030*
Step Height (in m)	0.172 $\pm$ 0.022	0.171 $\pm$ 0.032	2.184	0.451
Step Width (in m)	0.189 $\pm$ 0.038	0.188 $\pm$ 0.034	0.118	0.454
Cadence (in step/min)	101.784 $\pm$ 8.382	102.439 $\pm$ 9.714	0.496	0.317
Velocity (in m/sec)	0.929 $\pm$ 0.074	0.895 $\pm$ 0.058	1.975	0.042*

Note, the superscript of \* means the  $p$ -value is smaller than 0.05, and \*\* means the  $p$ -value is smaller than 0.001.

TABLE IV: Paired sample  $t$ -test for the four questionnaire scores when embodying different avatars ( $M \pm SD$ )

Assessment	Old-age Avatar	Same-age Avatar	$t$	$p$
Appearance	4.353 $\pm$ 0.637	4.025 $\pm$ 0.966	2.509	0.023*
Response	4.353 $\pm$ 0.924	4.271 $\pm$ 1.002	0.708	0.489
Ownership	4.412 $\pm$ 1.242	4.694 $\pm$ 1.003	-1.021	0.322
Multisensory	4.765 $\pm$ 1.026	4.804 $\pm$ 0.867	-0.182	0.858
Embodiment	4.471 $\pm$ 0.849	4.448 $\pm$ 0.867	0.17	0.867
Spatial Presence	4.929 $\pm$ 0.505	4.729 $\pm$ 0.452	1.047	0.311
Participation	4.221 $\pm$ 0.599	4.206 $\pm$ 0.510	0.124	0.903
Realism	4.309 $\pm$ 0.682	4.647 $\pm$ 0.625	-2.055	0.057
Presence	4.567 $\pm$ 0.470	4.613 $\pm$ 0.388	-0.359	0.725
Positive Agency	4.725 $\pm$ 0.835	5.137 $\pm$ 0.710	-1.641	0.120
Negative Agency	3.009 $\pm$ 0.712	3.109 $\pm$ 0.635	-0.082	0.936
VRISE	5.765 $\pm$ 1.297	6.047 $\pm$ 1.036	-1.967	0.067

Note, the superscript of \* means the  $p$ -value is smaller than 0.05, and \*\* means the  $p$ -value is smaller than 0.001.

$SD = 0.119$ ), step length ( $M = 0.549$ ,  $SD = 0.057$ ), step height ( $M = 0.182$ ,  $SD = 0.028$ ), cadence ( $M = 124.256$ ,  $SD = 35.237$ ), and velocity ( $M = 1.214$ ,  $SD = 0.460$ ). Whereas in VEs step width ( $M = 0.203$ ,  $SD = 0.036$ ) was significantly higher than that ( $M = 0.186$ ,  $SD = 0.032$ ) in the real environment.

2) *Effects of Avatar on Gait:* We compared the two avatars of the same-age and old-age. The results are depicted in Table II. Participants' step width when embodying the old-age avatar ( $M = 0.191$ ,  $SD = 0.038$ ) was significantly lower ( $p = 0.027$ ) than when embodying the same-age avatar ( $M = 0.202$ ,  $SD = 0.031$ ), whereas the other gait characteristics did not show significant differences.

3) *Effects of Experience on Gait:* As shown in Table III, after embodying the old-age avatars, participants' step length ( $M = 0.516$ ,  $SD = 0.032$ ) and velocity ( $M = 0.895$ ,  $SD =$

$0.058$ ) were significantly lower than before.

TABLE V: Gait classification accuracy

Condition	Accuracy
Walking in VE and Real Environment	91%
Embodying Different Age Avatars	52%
Before and After Using the Old-Age Avatar	50%

4) *Neural network:* The accuracy of the neural network for three different conditions is shown in Table V. For the comparison of gait in the real world and VEs, the model can converge well and classify the two gaits with an accuracy of 91%.

## B. Subjective Measures

TABLE VI: Avatar Embodiment

Assessment	$M_{SD}$	$t(4)$	$p$
Appearance	4.196 <sub>(0.876)</sub>	1.467	0.150
Response	4.346 <sub>(1.003)</sub>	2.281	0.028*
Ownership	4.535 <sub>(1.145)</sub>	3.062	0.004*
Multisensory	4.667 <sub>(1.011)</sub>	4.326	< 0.001**
Embodiment	4.437 <sub>(0.877)</sub>	3.264	0.002*

1) *Avatar Embodiment*: As shown in Table VI, participants' scores for response ( $M = 4.349$ ,  $SD = 1.003$ ,  $p = 0.028$ ), ownership ( $M = 4.535$ ,  $SD = 1.145$ ,  $p = 0.004$ ), multisensory ( $M = 4.667$ ,  $SD = 1.011$ ,  $p < 0.001$ ), and embodiment ( $M = 4.437$ ,  $SD = 0.877$ ,  $p = 0.002$ ) were significantly higher than the median value ( $t = 4$ ).

TABLE VII: Igroup Presence Questionnaire

Assessment	$M_{SD}$	$t(4)$	$p$
Spatial Presence	4.856 <sub>(0.489)</sub>	11.486	< 0.001**
Participation	4.174 <sub>(0.555)</sub>	2.060	0.046*
Realism	4.529 <sub>(0.732)</sub>	4.737	< 0.001**
Presence	4.601 <sub>(0.444)</sub>	8.887	< 0.001**

2) *Igroup Presence Questionnaire*: In Table VII, participants' scores for spatial presence ( $M = 4.856$ ,  $SD = 0.489$ ,  $p < 0.001$ ), participation ( $M = 4.174$ ,  $SD = 0.555$ ,  $p = 0.046$ ), realism ( $M = 4.529$ ,  $SD = 0.732$ ,  $p < 0.001$ ), and immediacy ( $M = 4.601$ ,  $SD = 0.444$ ,  $p < 0.001$ ) were significantly higher than the median values ( $t = 4$ ).

TABLE VIII: Sense of Agency Scale

Assessment	$M_{SD}$	$t(4)$	$p$
Positive	5.069 <sub>(0.846)</sub>	8.291	< 0.001**
Negative	2.947 <sub>(0.738)</sub>	-9.353	< 0.001**

3) *Sense of Agency Scale*: As shown in Table VIII, the scores are significantly higher than the median value ( $t = 4$ ) for the positive sense of agency ( $M = 5.069$ ,  $SD = 0.846$ ,  $p < 0.001$ ) and significantly lower than for the negative sense of agency ( $M = 2.947$ ,  $SD = 0.738$ ,  $p < 0.001$ ).

TABLE IX: VR-Induced Symptoms and Effects

Assessment	$M_{SD}$	$t(25)$	$p$
VRISE	29.70 <sub>(5.579)</sub>	5.579	< 0.001**

4) *VR-Induced Symptoms and Effects*: We assessed the symptoms and effects of participants' VR use through the VRISE (VR Induced Symptoms and Effects) section of the VRNQ questionnaire. In Table IX, VRISE score ( $M = 29.70$ ,  $SD = 5.579$ ,  $p < 0.001$ ) was significant higher than the value ( $t = 25$ ).

5) *Comparison of different embodied avatars*: For participants who embodied different avatars, their scores on the questionnaires after walking were subjected to the paired sample t-test. As shown in Table IV, there was a significant difference in the assessment of the appearance ( $p = 0.023$ ) and the rest of the aspects did not show significant differences.

## VI. DISCUSSION AND CONCLUSION

The result shows the stride length, step length, velocity, step height, and cadence in the virtual environment were significantly lower while step width was significantly higher than the values in the real environment. This finding suggests that there are disparities in gait between virtual and real environments. Meanwhile, since the deep learning model has achieved high accuracy in previous work on gait differences[21], our work also indicates the significant gait difference between walking in the real world and VEs by the classification accuracy. When embodying the old-age avatars, the step width is significantly lower than when embodying the same-age avatars. Meanwhile, participants' assessments of appearance have a significant difference after embodying two avatars. From these results, it can be indicated that the appearance of embodied avatars has an influence on gait in the virtual environment. Moreover, the step length and velocity in the real world after embodying the old-age avatars are significantly lower than the values before embodying suggesting that experiencing old-age avatars affects gait in the real world. What is more, the results of the subjective questionnaires suggest that participants have a good sense of embodiment, presence, and agency and experience insignificant symptoms and effects via the VR system.

This study had some limitations. Firstly, we only covered samples from university students between the ages of 18 and 26, they are healthy individuals, without gait abnormalities. Secondly, participants only experienced differences in appearance when embodying the old-age avatars but did not experience differences in other kinematic characteristics, such as glaucoma and hunchback.

Some aspects can be improved in the future. Since our study only used a sample virtual scene, more experimental scenarios can be added in the future to further investigate the effects of different environmental factors on gait. In the future, we can consider using multiple Kinect cameras to record gait from multiple angles and other sensors, such as gyroscopes and accelerometers, to collect richer and more accurate gait features for future research. In data analysis, the p-values were not adjusted for multiple comparisons, so our work is not very rigorous. Future studies should apply the Bonferroni method for the six gait parameters to ensure more reliable results.

In conclusion, we develop a virtual environment simulation and gait detection system for capturing gait information both in virtual and physical environments and analyzing the gait difference. This system can facilitate future research since it can quickly simulate the real world and easily capture



gait data. The result demonstrates that there is a significant difference in gait between the VEs and the real world. Also, the appearance of embodied avatars could influence the gait parameters in the virtual environment. Moreover, the experience of embodying old-age avatars affects the gait in the real world. These findings can provide insight for future studies on gait.

## REFERENCES

- [1] Erin Ash. Priming or proteus effect? examining the effects of avatar race on in-game behavior and post-play aggressive cognition and affect in video games. *Games and Culture*, 11(4):422–440, 2016.
- [2] Andrea Canessa, Paolo Casu, Fabio Solari, and Manuela Chessa. Comparing real walking in immersive virtual reality and in physical world using gait analysis. In *VISIGRAPP (2: HUCAPP)*, pages 121–128, 2019.
- [3] Colleen G Canning, Natalie E Allen, Evelien Nackaerts, Serene S Paul, Alice Nieuwboer, and Moran Gilat. Virtual reality in research and rehabilitation of gait and balance in parkinson disease. *Nature Reviews Neurology*, 16(8):409–425, 2020.
- [4] Desiderio Cano Porras, Petra Siemonsma, Rivka Inzelberg, Gabriel Zeilig, and Meir Plotnik. Advantages of virtual reality in the rehabilitation of balance and gait: systematic review. *Neurology*, 90(22):1017–1025, 2018.
- [5] Nina Döllinger, Erik Wolf, Mario Botsch, Marc Erich Latoschik, and Carolin Wienrich. Are embodied avatars harmful to our self-experience? the impact of virtual embodiment on body awareness. In *Proceedings of the 2023 CHI Conference on Human Factors in Computing Systems*, pages 1–14, 2023.
- [6] Anna Hebda-Boon, Xiang-Li Tan, Ricarda Tillmann, Adam P Shortland, Gregory B Firth, and Dylan Morrissey. The impact of instrumented gait analysis on decision-making in the interprofessional management of cerebral palsy: A scoping review. *European Journal of Paediatric Neurology*, 42:60–70, 2023.
- [7] Paul Heidicker, Eike Langbehn, and Frank Steinicke. Influence of avatar appearance on presence in social vr. In *2017 IEEE symposium on 3D user interfaces (3DUI)*, pages 233–234. IEEE, 2017.
- [8] Omar Janeh, Gerd Bruder, Frank Steinicke, Alessandro Gulberti, and Monika Pötter-Nerger. Analyses of gait parameters of younger and older adults during (non-) isometric virtual walking. *IEEE transactions on visualization and computer graphics*, 24(10):2663–2674, 2017.
- [9] Omar Janeh, Odette Fründt, Beate Schönwald, Alessandro Gulberti, Carsten Buhmann, Christian Gerloff, Frank Steinicke, and Monika Pötter-Nerger. Gait training in virtual reality: short-term effects of different virtual manipulation techniques in parkinson’s disease. *Cells*, 8(5):419, 2019.
- [10] Kooksung Jun, Deok-Won Lee, Kyoobin Lee, Sanghyub Lee, and Mun Sang Kim. Feature extraction using an rnn autoencoder for skeleton-based abnormal gait recognition. *IEEE Access*, 8:19196–19207, 2020.
- [11] Panagiotis Kourtesis, Simona Collina, Leonidas AA Doumas, and Sarah E MacPherson. Validation of the virtual reality neuroscience questionnaire: maximum duration of immersive virtual reality sessions without the presence of pertinent adverse symptomatology. *Frontiers in human neuroscience*, 13:417, 2019.
- [12] Zhihan Lv, Dongliang Chen, Ranran Lou, and Houbing Song. Industrial security solution for virtual reality. *IEEE Internet of Things Journal*, 8(8):6273–6281, 2020.
- [13] David Mal, Erik Wolf, Nina Döllinger, Carolin Wienrich, and Marc Erich Latoschik. The impact of avatar and environment congruence on plausibility, embodiment, presence, and the proteus effect in virtual reality. *IEEE Transactions on Visualization and Computer Graphics*, 29(5):2358–2368, 2023.
- [14] Masashi Matsumura and Toshihisa Murofushi. Vestibular rehabilitation after vestibulopathy focusing on the application of virtual reality. *Journal of Otorhinolaryngology, Hearing and Balance Medicine*, 2(2):5, 2021.
- [15] Tabitha C Peck and Mar Gonzalez-Franco. Avatar embodiment: a standardized questionnaire. *Frontiers in Virtual Reality*, 1:575943, 2021.
- [16] Anna Samira Praetorius and Daniel Görlich. How avatars influence user behavior: A review on the proteus effect in virtual environments and video games. In *Proceedings of the 15th International Conference on the Foundations of Digital Games*, pages 1–9, 2020.
- [17] Anna Samira Praetorius and Daniel Görlich. The proteus effect: How avatars influence their users’ self-perception and behaviour. In *Augmented Reality and Virtual Reality: New Trends in Immersive Technology*, pages 109–122. Springer, 2021.
- [18] Rivu Radiah, Daniel Roth, Florian Alt, and Yomna Abdelrahman. The influence of avatar personalization on emotions in vr. *Multimodal Technologies and Interaction*, 7(4):38, 2023.
- [19] René Reinhard, Khyati Girish Shah, Corinna A Faust-Christmann, and Thomas Lachmann. Acting your avatar’s age: effects of virtual reality avatar embodiment on real life walking speed. *Media Psychology*, 23(2):293–315, 2020.
- [20] Andrea Sabo, Sina Mehdizadeh, Andrea Iaboni, and Babak Taati. Estimating parkinsonism severity in natural gait videos of older adults with dementia. *IEEE journal of biomedical and health informatics*, 26(5):2288–2298, 2022.
- [21] Nasrin Sadeghzadehyazdi, Tamal Batabyal, and Scott T Acton. Modeling spatiotemporal patterns of gait anomaly with a cnn-lstm deep neural network. *Expert Systems with Applications*, 185:115582, 2021.
- [22] Dimple Sethi, Sourabh Bharti, and Chandra Prakash. A comprehensive survey on gait analysis: History, parameters, approaches, pose estimation, and future work. *Artificial Intelligence in Medicine*, 129:102314, 2022.
- [23] Morten Bilde Simonsen, Rogerio Pessoto Hirata, Ketill Næsberg-Andersen, Peter Derek Christian Leutscher, Kim Hørslev-Petersen, James Woodburn, and Michael Skipper Andersen. Different types of foot orthoses effect on gait mechanics in patients with rheumatoid arthritis. *Journal of Biomechanics*, 139:110496, 2022.
- [24] Adam Tapal, Ela Oren, Reuven Dar, and Baruch Eitam. The sense of agency scale: A measure of consciously perceived control over one’s mind, body, and the immediate environment. *Frontiers in psychology*, 8:1552, 2017.
- [25] Jacinto Vasconcelos-Raposo, Maximino Bessa, Miguel Melo, Luis Barbosa, Rui Rodrigues, Carla Maria Teixeira, Luciana Cabral, and António Augusto Sousa. Adaptation and validation of the igroup presence questionnaire (ipq) in a portuguese sample. *Presence*, 25(3):191–203, 2016.
- [26] Frederike Vogel, Nils M Vahle, Jan Gertheiss, and Martin J Tomasik. Supervised learning for analysing movement patterns in a virtual reality experiment. *Royal Society Open Science*, 9(4):211594, 2022.
- [27] Yameng Wang, Jingying Wang, Xiaoqian Liu, and Tingshao Zhu. Detecting depression through gait data: examining the contribution of gait features in recognizing depression. *Frontiers in psychiatry*, 12:661213, 2021.
- [28] Nick Yee and Jeremy Bailenson. The proteus effect: The effect of transformed self-representation on behavior. *Human communication research*, 33(3):271–290, 2007.
- [29] Nantakrit Yodpijit, Nicha Tavichaiyuth, Manutchanok Jongprasithporn, Chalida Songwongamarit, and Teppakorn Sittiwanchai. The use of smartphone for gait analysis. In *2017 3rd International Conference on Control, Automation and Robotics (ICCAR)*, pages 543–546. IEEE, 2017.
- [30] Seung-Chul Yoo, Jorge F Peña, and Minette E Drumwright. Virtual shopping and unconscious persuasion: The priming effects of avatar age and consumers’ age discrimination on purchasing and prosocial behaviors. *Computers in Human Behavior*, 48:62–71, 2015.
- [31] Sobia Zafar, Yvonne Lai, Christopher Sexton, and Allauddin Siddiqi. Virtual reality as a novel educational tool in pre-clinical paediatric dentistry training: Students’ perceptions. *International journal of paediatric dentistry*, 30(6):791–797, 2020.