

Document Haystacks: Vision-Language Reasoning Over Piles of 1000+ Documents

Jun Chen^{1*}, Dannong Xu^{2*}, Junjie Fei^{1*}, Chun-Mei Feng³, Mohamed Elhoseiny¹

¹King Abdullah University of Science and Technology

²The University of Sydney, ³IHPC, A*STAR

{jun.chen, junjie.fei, mohamed.elhoseiny}@kaust.edu.sa
daxu8019@uni.sydney.edu.au, fengcm.ai@gmail.com

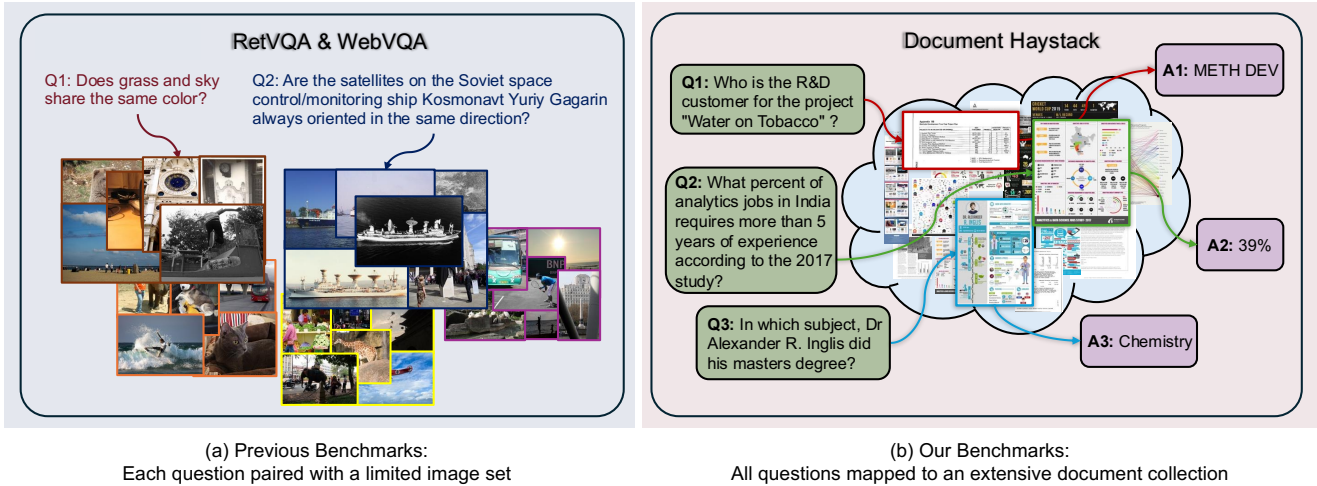


Figure 1. **Comparison between previous and proposed benchmarks.** Given a question as input, all benchmarks aim to retrieve relevant images from an image pool to correctly answer the question. Unlike prior benchmarks like RetVQA [32] and WebVQA [7], which structure their datasets by pairing each question with a limited set of images (typically ≤ 30), our benchmarks, DocHaystack and InfoHaystack, map each question to a substantially larger document collection, scaling up to 1,000 visual documents. This expanded scope more accurately represents large-scale document retrieval scenarios and offers a greater challenge in retrieval accuracy and visual question answering.

Abstract

Large multimodal models (LMMs) have achieved impressive progress in vision-language understanding, yet they face limitations in real-world applications requiring complex reasoning over a large number of images. Existing benchmarks for multi-image question-answering are limited in scope, each question is paired with only up to 30 images, which does not fully capture the demands of large-scale retrieval tasks encountered in the real-world usages. To reduce these gaps, we introduce two document haystack benchmarks, dubbed DocHaystack and InfoHaystack, de-

signed to evaluate LMM performance on large-scale visual document retrieval and understanding. Additionally, we propose V-RAG, a novel, vision-centric retrieval-augmented generation (RAG) framework that leverages a suite of multimodal vision encoders, each optimized for specific strengths, and a dedicated question-document relevance module. V-RAG sets a new standard, with a 9% and 11% improvement in Recall@1 on the challenging DocHaystack-1000 and InfoHaystack-1000 benchmarks, respectively, compared to the previous best baseline models. Additionally, integrating V-RAG with LMMs enables them to efficiently operate across thousands of images, yielding significant improvements on our DocHaystack and

* Equal contribution

InfoHaystack benchmarks. Our code and datasets are available at <https://github.com/Vision-CAIR/dochaystacks>

1. Introduction

Large Multimodal Models (LMMs) [1, 20, 30, 41] have made remarkable progress in the vision-language understanding. However, these models still face challenges when tasked with reasoning over extensive collections of images or documents [43], limiting their effectiveness in real-world applications, such as visual search or querying over large sets of images or documents, like those stored on personal devices or in photo albums. However, there lacks such proper benchmarks to evaluate these capabilities. To address this gap, we introduce the DocHaystack and InfoHaystack benchmarks, designed to evaluate LMMs on large-scale image retrieval and understanding capabilities, pushing the boundaries of LMM performance in complex, real-world scenarios.

The existing multi-image retrieving and reasoning benchmarks are primarily constructed on a small scale, as highlighted in works such as [32, 37]. Each question in these benchmarks is paired with only up to 30 images as illustrated in Figure 1 (a). However, this limited scope does not align well with real-world scenarios, which often require retrieval and reasoning across hundreds or thousands of images or documents. In contrast, our established benchmarks, depicted in Figure 1 (b), allow for querying questions from a large-scale collection of up to 1,000 documents, necessitating that models retrieve and reason over an extensive set of documents for each question. This scale better simulates practical applications and their demands.

The main challenge in constructing such benchmarks is collecting specific questions while ensuring there are no ambiguous answers across a large set of images. Existing datasets, such as those in DocVQA and InfographicVQA [27, 28], contain numerous “general” questions, like “What is the table number?”, where answers could be derived from multiple images, leading to non-unique responses. To address this, we implemented a rigorous data filtering pipeline. First, we employed both a large language model (LLM) and human annotators to systematically filter out “general” questions based on carefully defined criteria. Additionally, we used the LLM to exclude questions relying on generic knowledge, such as “What is the capital of Missouri?”, which can be answered without image context. This approach ensures that the questions in the benchmark can only be answered through specific visual cues from the provided images, maintaining the benchmark’s integrity for evaluating image-based understanding.

To enable the current LMMs effectively reason over a large number of images, we propose a vision-centric

retrieval-augmented generation (RAG) framework, named V-RAG. V-RAG combines multiple multimodal vision encoders, leveraging each encoder’s unique strengths to enhance retrieval accuracy. Additionally, it incorporates an LMM-filter module to assess the relevance of each document to the query, refining the retrieval process by ensuring that only relevant documents are prioritized. This integrated approach allows V-RAG to navigate extensive document collections efficiently. Experimental results demonstrate that V-RAG achieves 9% and 11% improvement in Recall@1 on the DocHaystack-1000 and InfoHaystack-1000 compared to previous best text-to-image retrieval methods. Additionally, we found that integrating V-RAG brings GPT-4o over a 55% acc improvement on DocHaystack-200 and a 34% acc improvement on InfoHaystack-200, indicating the effectiveness of our V-RAG.

Our contributions are as follows:

- We introduce the Document Haystack benchmarks, including DocHaystack-100/200/1000 and InfoHaystack-100/200/1000, with the most challenging setup consisting of 1,000 documents for each inquiry. These benchmarks advance document retrieval and reasoning tasks by requiring models to navigate and reason across extensive document collections, surpassing prior benchmarks limited to smaller retrieval tasks.
- We propose a vision-centric retrieval-augmented generation framework, V-RAG, which enhances the retrieval capabilities of LMMs. V-RAG achieves substantial improvements over previous best text-to-image retrieval methods by 9% and 11% on DocHaystack-1000 and InfoHaystack-1000, respectively.

2. Related Works

VQA benchmarks. VQA play a critical role in assessing a model’s ability to understand and reason across visual contexts [6, 11, 12]. Traditional VQA datasets typically measure a model’s comprehension of object attributes [15, 19], spatial relationships [15], as well as its understanding of documents [27, 28], charts [26], mathematics [23, 40, 46], and open knowledges [25, 35]. Additionally, these benchmarks explore models’ knowledge across varied fields, including science and the arts [22, 44]. This broad array of benchmarks has greatly advanced vision-language models by cultivating diverse visual comprehension skills, particularly for modern foundation models in vision-language understanding [1, 3, 8, 20, 22, 30, 31, 39, 47]. Notably, these benchmarks have primarily focused on question answering within single image or document. In contrast, our benchmark shifts the focus towards retrieval and comprehensive understanding across a large collection of visual documents, presenting new challenges and expanding the scope of visual question answering.

Several previous efforts have tackled the challenge of vi-

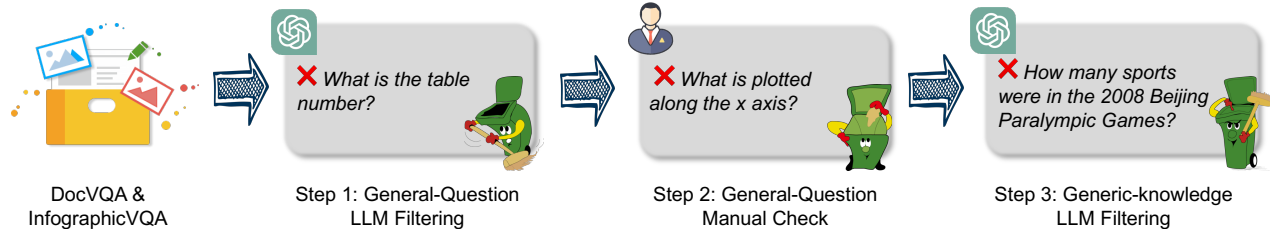


Figure 2. **Data Curation Pipeline.** Our benchmarks are curated based on the DocVQA and InfographicVQA datasets, following a three-step filtering process to obtain document-specific question-answer pairs. In Step 1, we filter out general questions (e.g., “What is the table number?”), as these could be answered by multiple documents and lack specificity. Step 2 involves a manual review by human annotators to further remove general questions. In Step 3, we eliminate generic-knowledge questions (e.g., “How many sports were in the 2008 Beijing Paralympic Games?”) that can be answered directly by large language models without requiring image input.”

visual question answering and reasoning across multiple images [5, 7, 32, 37, 38, 42]. For instance, datasets such as MultimodalQA [37] and ISVQA [5] require models to have multi-image reasoning abilities. Meanwhile, WebQA [7] and RetVQA [32] involve an additional step where models must first retrieve relevant images from a limited image pool before answering visual questions based on these results. However, these benchmarks are generally constrained to relatively small image pools, where each question is paired with an image set containing up to 30 images. In contrast, our proposed benchmarks, DocHaystack and InfoHaystack, significantly expand this scope by requiring models to retrieve and reason from a much larger set of up to 1,000 documents, presenting a notably greater challenge in retrieval and multi-image reasoning.

Large multimodal models (LMMs). LMMs have achieved substantial advancements in understanding and reasoning across single or multiple images [1, 8, 20, 30, 41, 47]. These models have significantly enhanced vision-language understanding across numerous dimensions and applications [12, 23, 44, 46]. LMMs benefit primarily from large-scale image-text alignment and extensive language modeling, which emerge them with advanced understanding and reasoning abilities. However, despite these breakthroughs, LMMs still encounter challenges when handling large-scale image or document sets [43]. This difficulty is due to the inherent complexity of processing such complex data. To address this, retrieval-based approaches have been developed to extend the capacity of vision-language models, augmenting their ability to process and reason over a larger number of images.

Retrieval-augmented generation (RAG). RAG integrates retrieval systems [4, 11, 16, 33, 45], with generative models, enhancing them with additional knowledge. While RAG has been extensively explored in language domains [2, 13, 17, 24], its application in vision-language contexts is also advancing. In vision-language RAG, models like MuRAG [9] leverage image-text memory to retrieve

top-k neighbors by comparing inner-product similarities. RetVQA [32] uses an image-question relevance encoder, combining BERT [10] and Faster R-CNN [34] to filter relevant images, while MIRAGE [43] employs a CLIP-based encoder [33] to train a retriever. These frameworks extend model capabilities, enabling retrieval and reasoning across hundreds or thousands of images. In contrast, we propose V-RAG, a vision-centric RAG framework that integrates multiple vision encoders to more effectively capture image features, and introduces a LMM-based question-document relevance comparison module. Our results demonstrate that V-RAG surpasses existing methods on our DocHaystack and InfoHaystack benchmarks, setting a new standard for large-scale visual retrieval and reasoning.

3. DocHaystack and InfoHaystack Benchmarks

To support effective retrieval and reasoning across extensive document collections, we present two new benchmarks—DocHaystack and InfoHaystack—designed to ensure each question yields a unique, document-specific answer. Derived from DocVQA [28] and InfographicVQA [27], these benchmarks address the challenge of answer ambiguity by selectively curating questions that can only be answered by a single document within a large dataset.

Benchmark construction pipeline. There exists many general questions in the existing benchmarks and lead to multiple answers for different document context. For example, general questions like “What is the table number?” may apply to various documents and yield multiple valid answers, while a targeted question like “Who is the reviewer for the article titled ‘An antithyroid factor in milk?’” is likely to produce a unique answer, as only a single document or a limited set of documents would contain that information. Therefore, our benchmark construction follows a structured three-step filtering pipeline, illustrated in Figure

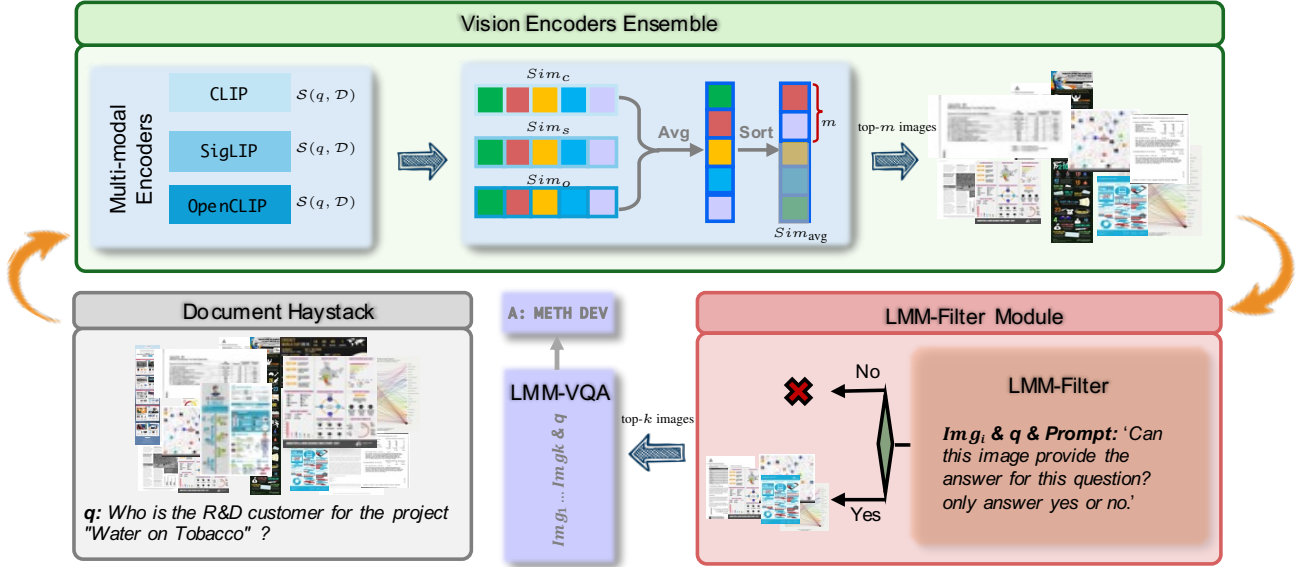


Figure 3. **The V-RAG pipeline workflow.** In the top section, a vision encoder ensemble is used, combining multiple vision models—CLIP, SigLIP, and OpenCLIP—to process a large document haystack. Each encoder computes similarity scores, which are averaged into Sim_{avg} . The top m documents, based on these scores, are selected for further analysis. In the bottom right, the LMM-Filter Module utilizes a pretrained LMM to assess whether each selected document can potentially answer the posed question. This filtering step removes documents that do not match, retaining only relevant ones. Finally, the top k most relevant images are input into the LMM along with the original question q to generate a specific answer.

2, to ensure high-quality, unique-answer questions. First, we employ a large language model (LLM) to filter out general questions that could generate multiple answers across documents. Next, a manual review step further checks the questions to ensure the data quality. Finally, a generic-knowledge filtering stage refines the dataset further, retaining only questions closely tied to specific document content.

This carefully designed pipeline, combining LLM-based filtering and human review, effectively curates questions that drive accurate, document-specific retrieval. By focusing on reducing answer ambiguity, DocHaystack and InfoHaystack enhance the precision of retrieval and reasoning in large-scale document processing tasks, providing a valuable tool for the evaluation of retrieval systems. We discuss this data curation pipeline in details as follows:

General-question LLM filtering. We begin by using the LLM, GPT-4o [30], to filter out general questions through a set of well-crafted instructions. Leveraging the LLM’s strong contextual understanding, this initial filtering step allows us to efficiently process large volumes of data, identifying broad or ambiguous questions that may yield multiple answers across documents. This automated approach significantly enhances the benchmark construction’s efficiency and quality.

To guide the LLM, we first define the task, providing clear distinctions between general and specific questions

along with illustrative examples. With this framework, the LLM can then assess each question and determine if it is general or specific. The instructional format is as follows: LLM i

You are an evaluator tasked with identifying if a question is specific or general. A general question seeks commonly known or widely applicable information without unique identifiers, e.g., “Who is the person standing in the ground?” A specific question, however, requests unique information about a particular individual, event, or object, e.g., “What is the Social Security Number of Charles Yarbrough?” Based on these definitions, determine if the following question is general or specific: {question}.

General-question manual review. After the initial LLM filtering, we conduct a manual review of the questions that were classified as specific. This manual process involves two key steps to ensure answer uniqueness and benchmark quality.

In the first step, we examine each question to confirm it contains unique identifiers—such as names, dates, titles, or other specific attributes—suggesting a document-specific answer. This careful check helps identify questions with clear, unique markers that direct the retrieval process to a single document.

In the second step, we verify the uniqueness of each answer to eliminate any remaining ambiguity. Although specific identifiers are present, questions may still be prone

	GPT-4o	LLaVA-OneVision	Qwen2-VL
DocVQA	26.4%	4.7%	3.4%
InfographicVQA	54.9%	13.4%	11.3%

Table 1. **Percentage of questions answerable by LLMs without vision input.** We evaluate GPT-4o, LLaVA-Onevision, and Qwen2-VL on their ability to answer questions directly from our dataset without requiring vision input. The reported percentage reflects the proportion of examples that can be answered solely through language understanding.

to ambiguity, such as with common names or recurring book titles. To address this, we employ a refined verification process. First, we use Optical Character Recognition (OCR) [36] to extract all text from images in the dataset. We then search for occurrences of the unique identifiers retained from the first step across other documents. If matches are found, a manual review is conducted to ensure no alternative valid answers exist. This comprehensive approach minimizes the possibility of a single question mapping to multiple answers, enhancing the precision and reliability of our benchmarks.

Generic-knowledge filtering. In DocVQA and InfographicVQA tasks, certain questions—such as “How many sports were in the 2008 Beijing Paralympic Games?”—can be answered based on general knowledge accessible to a large language model, without relying on the image content. This introduces a language bias when using LLMs for visual question answering, as it shifts the focus away from image-based reasoning. To address this, we filter out these general-knowledge questions, ensuring that evaluation emphasizes vision-based understanding and that models rely primarily on visual content to generate accurate answers.

To implement this, we developed an LLM-based evaluation pipeline that detects and excludes such questions. For each question, we prompt an LLM with “{question}, answer briefly.”. After receiving a response, we compare it to the ground-truth answer using another LLM. If the response matches the ground truth, we classify the question as general knowledge-related and remove it, thereby isolating questions that truly require visual document understanding. As shown in Table 1, GPT-4o accurately answers 26.4% of DocVQA questions and 54.9% of InfographicVQA questions directly, a rate significantly higher than that of open-source LLMs. Therefore, we select GPT-4o to filter out the questions that can be directly answered by the GPT-4o model. Overall, this process is to ensure that the evaluation reflects the necessity of vision-based comprehension.

Final dataset profile. After a rigorous three-stage data filtering process, we retained 109 questions from DocVQA and 155 questions from InfographicVQA, associated with

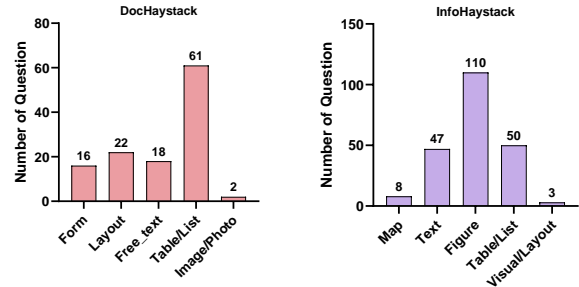


Figure 4. **Question type analysis.** We analyze the distribution of question types of DocHaystack and InfoHaystack. Each benchmark categorizes the data into 5 different types.

59 and 66 documents that provide the evidence, respectively. To assess retrieval performance at scale, we introduce two benchmarks: DocHaystack-1000 and InfoHaystack-1000, where each question requires retrieving relevant content from a set of 1,000 documents. Given the challenge this scale presents to current LLMs, particularly in terms of context length limitations, we also construct two smaller benchmarks: DocHaystack-100/200 and InfoHaystack-100/200. These benchmarks allow direct input of all associated images into the context, enabling evaluation of models’ long-context comprehension ability. For training set, we also construct a dataset comprising 2,835 questions similarly, with 899 from DocVQA and 1,936 from InfographicVQA, to support robust learning and generalization for the multi-image reasoning tasks.

Question type analysis. The types of questions represent the types of the evidence required for accurate answers. In Figure 4, we illustrate the distribution of question types across our dataset to provide insights into its structure. Following the classification system used in DocVQA and InfographicVQA, we categorize questions accordingly (note that a single question may fall into multiple categories). As shown in the figure, the DocHaystack benchmark places a greater emphasis on Table/List and Layout understanding, whereas InfoHaystack primarily targets Figure, Text, and Table comprehension.

4. Method

Current large multimodal models (LLMs) face substantial challenges when reasoning across hundreds or thousands of images, due not only to context length limitations but also to the inherent complexity of the task. This issue is particularly pronounced in our benchmarks, which contain 1k document files requiring high-resolution images to capture and interpret small-font text effectively. To enable LLMs to perform reasoning over a substantial number of documents, we introduce a vision-centric retrieval-augmented generation (V-RAG) framework. V-RAG efficiently retrieves a re-

duced set of relevant documents, allowing the LMM to focus on a manageable subset for deeper understanding, as illustrated in Figure 3. In the following section, we provide a detailed description of the V-RAG pipeline.

Task definition. Given a question q and a collection of N documents $\mathcal{D} = \{D_1, \dots, D_N\}$, the V-RAG framework aims to retrieve the top- k most relevant documents to support LMMs understanding and answering the question q . V-RAG accomplishes this through a two-step retrieval process designed to effectively identify and rank relevant documents for each question.

Vision encoder ensemble. Document files often contain a mix of text, symbols, and visual elements across various scales, requiring vision encoders to capture a comprehensive understanding of these complex structures. To efficiently handle this diversity, we represent each document as an image and utilize an ensemble of vision encoders, including CLIP [33], SigLIP [45], and OpenCLIP [16], each bringing distinct strengths to the image understanding, as depicted in Figure 3. For example, the ConvNext encoder [21] from OpenCLIP [16] is particularly effective for high-resolution image encoding. We compute the similarity score between each question q and all documents in the document set \mathcal{D} according to Equation 1, with similarity scores from each encoder represented as Sim_c , Sim_o , and Sim_s respectively.

$$\mathcal{S}(q, \mathcal{D}) = \cos(\phi_t(q), \phi_v(D_j)) \mid D_j \in \mathcal{D}, \quad (1)$$

where \mathcal{S} denotes the computing the similarity between the query q and a collection of documents \mathcal{D} . \cos denotes the cosine similarity. ϕ_t denotes the text encoder, and ϕ_v denotes the vision encoder.

To derive a final relevance score, we calculate the average similarity Sim_{avg} for each question-image pair by combining Sim_c , Sim_o , and Sim_s . We then rank the images based on Sim_{avg} in descending order, selecting the top- m most relevant images according to their similarity scores.

LMM-filter module. To refine the selection of top- m relevant images further, we introduce a LMM-based question-image relevance assessment module. This module evaluates the relevance between each question and the top- m images identified in the first filtering step. Specifically, we pair each image with the question text and input them into an open-source vision-language model, prompting, “Can this image provide answers to this question? Respond only with yes or no”. We only retain the question-image pairs that are identified as “yes” from LMM, and remove other irrelevant images.

LMM-VQA module. Achieving high top-1 ranking accuracy in image retrieval is challenging, so we retain the top- k images from the LMM-filtered ranking list and present them to the LMM-VQA to improve the likelihood of including relevant images. We input these top- k images along-

side the question into the LMM-VQA (see Figure 3), which then generates the answer directly. To enhance robustness against visual distractors, the LMM-VQA can be further optimized, as analyzed in the experiment section.

5. Experiments

In the experiments section, we will primarily describe our training setup, covering evaluation metrics, baseline models, and the fine-tuning procedure for the LMM-VQA model. We also present the main experimental results along with an ablation study to provide further insights.

5.1. Training setup

Metric. In our evaluation of the DocHaystack and InfoHaystack benchmarks, we employ a model-based assessment by leveraging GPT-4o-mini [30] to accurately determine whether the model predictions match target answers. This method uses a carefully structured prompt to facilitate GPT-4o-mini’s evaluation of answer correctness. We empirically found that the model-based evaluation achieves higher consistency and alignment with human judgment. Additional details on the prompt design are provided in the Appendix.

For the document retrieval evaluation, we report the baseline results using Recall@1, Recall@3, and Recall@5 metrics. These metrics enable a thorough assessment of retrieval accuracy across varying levels of precision.

Baselines. In our experiment, we have evaluated several open and closed-sourced vision-language models on the retrieval and VQA performance. For the large multi-modal model, we used the *gpt-4o-2024-08-06* version of GPT-4o [30], the *LLaVA-OneVision-Qwen2-7b-OV-HF* version of LLaVA-OneVision [20], and the *Qwen2-VL-7B-Instruct* version of Qwen2-VL [3]. For computing the text-to-image similarities, we employed the *Jina-CLIP-v1* [18] variant, *Nomic-Embed-Vision-v1.5* [29] variant, CLIP [33] ViT-L/14@336 variant, for SigLIP [45], the ViT-SO400M/14@384 variant, and for OpenCLIP [16], the ConvNeXt-XXL@1024 variant as well as text-based method, BM25.

In our V-RAG setting, we apply *LLaVA-OneVision-Qwen2-7b-OV-HF* for the LMM-filter module and *Qwen2-VL-7B-Instruct* for the LMM-VQA module. We select m as 60 and k as 5 in our experiment.

Optimizing the LMM-VQA module. To improve the robustness of the LMM-VQA model in handling visual question answering with multiple distractor images, we further fine-tune the model using our curated training data.

During this fine-tuning process, we introduce 1–10 randomly sampled distractor images for each question, creating a challenging setting that encourages the model to focus on relevant content amid a mix of positive and negative images. The fine-tuning is conducted with a batch size of 32 and a

	DocHaystack-100			DocHaystack-200			DocHaystack-1000		
	R@1	R@3	R@5	R@1	R@3	R@5	R@1	R@3	R@5
BM25 (OCR)	63.30	75.23	79.82	65.14	71.56	75.23	56.88	66.06	69.72
Jina-CLIP [18]	16.51	31.19	41.28	9.17	24.77	30.28	3.67	7.34	12.84
Nomic-Embed-Vision [29]	16.51	24.77	28.44	13.76	21.10	25.69	1.83	2.75	6.42
CLIP [33]	46.79	65.14	69.72	44.04	58.72	65.14	23.85	41.28	45.87
SigLIP [45]	51.38	67.89	76.15	47.71	63.30	70.64	33.03	49.54	57.80
OpenCLIP [16]	58.72	75.23	79.82	56.88	70.64	75.23	34.86	49.54	57.80
V-RAG (ours)	81.65	88.99	88.99	77.98	84.40	84.40	66.06	77.98	78.90

	InfoHaystack-100			InfoHaystack-200			InfoHaystack-1000		
	R@1	R@3	R@5	R@1	R@3	R@5	R@1	R@3	R@5
BM25 (OCR)	56.77	65.81	70.97	51.61	65.16	69.03	38.71	51.61	58.06
Jina-CLIP	43.23	51.61	58.06	36.77	46.45	51.61	23.87	33.55	37.42
Nomic-Embed-Vision	34.84	50.32	56.77	30.97	43.23	48.39	20.65	30.97	35.48
CLIP	69.68	78.71	85.81	65.16	77.42	81.94	45.81	64.52	70.32
SigLIP	58.06	71.61	80.00	55.48	67.74	76.77	39.35	55.48	61.94
OpenCLIP	72.26	85.16	92.90	66.45	81.94	89.03	53.55	65.81	72.90
V-RAG (ours)	79.35	90.97	92.90	74.84	88.39	88.39	64.52	74.19	78.06

Table 2. **Retrieval Results.** We compare our V-RAG model with other text-to-image and text-to-text (using OCR) retrieval methods across both benchmarks. V-RAG consistently outperforms baseline models on Recall@1, Recall@3, and Recall@5 metrics. Notably, V-RAG leverages an ensemble of text-to-image models along with a large multimodal model in a two-stage filtering approach. Top-performing values in each column are highlighted in **bold**.

Model	DocHaystack			InfoHaystack		
	100	200	1000	100	200	1000
LLaVA-OV [20]	-	-	-	-	-	-
GPT-4o [30]	27.52	23.85	-	23.87	20.00	-
Gemini [1]	50.46	48.62	-	29.03	21.94	-
Qwen2-VL [41]	41.28	12.84	-	20.00	14.19	-
MIRAGE [43]	3.67	3.67	2.75	7.74	7.10	6.45
LLaVA-OV+V-RAG	58.73	55.96	49.54	30.97	34.84	25.81
GPT-4o+V-RAG	72.48	78.90	67.89	52.90	56.13	49.68
Gemini+V-RAG	55.96	53.21	53.21	34.19	36.77	31.61
Qwen2-VL+V-RAG	75.23	70.64	66.06	58.71	57.42	54.84
Qwen2-VL-f.t.+V-RAG	78.90	77.98	68.81	62.58	58.71	54.84

Table 3. **The VQA results for the DocHaystack and InfoHaystack.** We evaluate with many closed-source and open-source multimodal model, and also integrating them with our V-RAG retrieval framework. - denotes that those models can not be inferred due to their token context constraints. To enable GPT-4o and Qwen2-VL to process hundreds of images, we employ low-resolution mode and adjust image size for compatibility.

peak learning rate of $1e-4$ over a single epoch. Additionally, we leverage LoRA [14] with a rank of 8 to efficiently adapt the model’s parameters during training.

5.2. Main Experimental Results

We evaluated a range of open-source and closed-source vision-language models for VQA tasks. We also evaluate several text-to-image and text-to-text (with OCR) retrieval models to evaluate their retrieval capabilities on our benchmarks. More detailed performance analysis are described in the following sections.

Retrieving results. The retrieval results in Table 2 demonstrate the superiority of our proposed V-RAG framework over several baseline methods across both DocHaystack and InfoHaystack benchmarks. V-RAG consistently achieves

the highest Recall@1, Recall@3, and Recall@5 scores on most categories, indicating its robust retrieval capabilities. Notably, V-RAG outperforms text-based retrieving models such as BM25 and also the text-to-image retrieval models like jina-clip, CLIP, SigLIP, and OpenCLIP by substantial margins, especially on the DocHaystack-100 subset, where it reaches Recall@1 of 81.65% and Recall@5 of 88.99%. This pattern continues for larger datasets (DocHaystack-1000), where V-RAG remains competitive, achieving Recall@1 of 66.06%. It achieves the top performance across all recall metrics on DocHaystack. For InfoHaystack benchmarks, V-RAG also outperforms other models, particularly on InfoHaystack-100 and InfoHaystack-200, where it receives Recall@1 of 74.84% and 64.52%, higher than previous best by 8% and 11%, respectively. This consistent performance advantage highlights the effectiveness of V-RAG’s ensemble of multiple vision encoders, allowing it to capture more granular details and improve retrieval accuracy over large multimodal models.

Visual question answering (VQA) results. The table presents VQA results for the DocHaystack and InfoHaystack benchmarks across varying dataset sizes (100, 200, 1000) using different multimodal models, both independently and in combination with the V-RAG framework. The results show that Qwen2-VL fine-tuned with V-RAG (Qwen2-VL-f.t.+V-RAG) achieves the highest scores across most benchmarks, with particularly notable performance on DocHaystack-100 (78.90) and InfoHaystack-100 (62.8), indicating superior retrieval and VQA capabilities in these scenarios. When V-RAG is added to other models, substantial improvements are observed, demonstrating the framework’s efficacy in enhancing retrieval accuracy. For instance, GPT-4o’s performance increases sig-

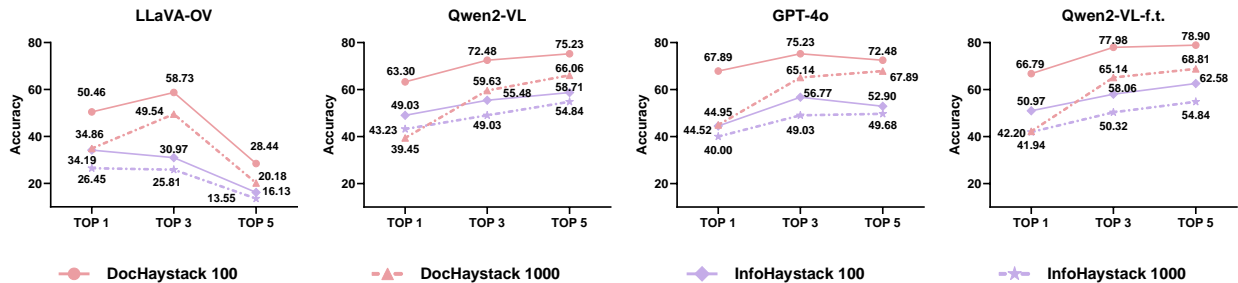


Figure 5. **Top-k selection ablation analysis for LMM-VQA.** We demonstrate the results for LLaVA, Qwen2-VL, GPT-4o and also the finetuned Qwen2-VL model on the DocHaystack-100/1000 and InfoHaystack-100/1000 benchmarks. All the models are integrated with our V-RAG framework. We show the VQA accuracy performance for each ablation.

CLIP	SigLIP	OpenCLIP	VLM-filter	DocHaystack-1000			InfoHaystack-1000		
				R@1	R@3	R@5	R@1	R@3	R@5
✓	✗	✗	✗	23.85	41.28	45.87	45.81	64.52	70.32
✗	✓	✗	✗	33.03	49.54	57.80	39.35	55.48	61.94
✗	✗	✓	✗	34.86	49.54	57.80	53.55	65.81	72.90
✓	✓	✗	✗	40.37	59.63	62.39	59.35	67.74	74.19
✓	✓	✓	✗	42.20	66.06	77.48	56.13	70.97	78.06
✓	✓	✓	✓	66.06	77.98	78.90	64.52	74.19	78.06

Table 4. **Ablation study on the V-RAG framework components.** We quantify the impact of each module for the Recall@1, Recall@3 and Recall@5 retrieval performance on the DocHaystack-1000 and InfoHaystack-1000 for our V-RAG framework.

nificantly with V-RAG, particularly for DocHaystack-100 and -200. The analysis highlights that V-RAG integration generally boosts performance across models, with Qwen2-VL-f.t.+V-RAG standing out as the top performer on both benchmarks, especially for the larger 1000-document tasks where retrieval accuracy is more challenging. This suggests that V-RAG’s vision-centric, retrieval-augmented approach is highly effective for large-scale multimodal document understanding.

The table also shows that the DocHaystack-1000 and InfoHaystack-1000 present significant challenges for current LMMs. The drop in performance for larger document sets, with top accuracy only reaching 68.81% for DocHaystack-1000 and 54.84% for InfoHaystack-1000, underscores the difficulty our benchmarks.

5.3. Ablation Studies

Ablation study on Top-k Selection. This figure presents the top-k selection ablation analysis for LMM-VQA across four models: LLaVA-OV, Qwen2-VL, GPT-4o, and the fine-tuned Qwen2-VL (Qwen2-VL-f.t.), evaluated on the DocHaystack-100/1000 and InfoHaystack-100/1000 benchmarks. The analysis reports VQA accuracy as a function of top-k selection (Top 1, Top 3, and Top 5). Overall, accuracy tends to improve with larger k-values, suggesting that offering more retrieval options positively impacts model performance. However, for LLaVA-OV, there is a marked decrease in performance at top-5, indicating that this model struggles to process multiple images at this scale.

Ablation study on the V-RAG framework components.

The ablation study in Table 4 highlights the contributions of each component in the V-RAG framework on the DocHaystack-1000 and InfoHaystack-1000 benchmarks. Using CLIP alone yields low performance (e.g., Recall@1 of 23.85% on DocHaystack-1000 and 45.81% on InfoHaystack-1000), indicating its limited retrieval capability on its own. Adding SigLIP and OpenCLIP incrementally improves results.

The highest performance is achieved when all three encoders are combined with the VLM-filter module, leading to Recall@1 scores of 66.06% on DocHaystack-1000 and 64.52% on InfoHaystack-1000. This setup also achieves the top Recall@1, Recall@3 and Recall@5 values, demonstrating that the VLM-filter is essential for refining the ensemble outputs and significantly improving retrieval accuracy. These results confirm that each module contributes to V-RAG’s overall effectiveness.

6. Conclusion

In this work, we introduced the DocHaystack and InfoHaystack benchmarks to evaluate LMMs for retrieving and reasoning across large-scale documents. Our benchmarks providing a more rigorous and realistic assessment of large multimodal models in real-world, large-scale retrieval scenarios. To tackle these challenges, we proposed V-RAG, a vision-centric retrieval-augmented generation framework that significantly enhances retrieval precision and overall

VQA performance. V-RAG achieves this through an ensemble of vision encoders and a specialized relevance filtering module, enabling improved accuracy across diverse visual inputs. Experimental results indicate that integrating V-RAG enables both open-source and closed-source LMMs to achieve superior performance in large-scale image retrieval and complex reasoning tasks.

References

- [1] Google AI. Gemini: Google’s multimodal ai model. *Google AI Research*, 2024. <https://fireflies.ai/blog/gemini-vs-gpt-4>. 2, 3, 7
- [2] Akari Asai, Zeqiu Wu, Yizhong Wang, Avirup Sil, and Hannaneh Hajishirzi. Self-rag: Learning to retrieve, generate, and critique through self-reflection. *arXiv preprint arXiv:2310.11511*, 2023. 3
- [3] Yifan Bai, Zhen Zhang, Yifan Zhang, Yuxuan Li, Yifan Zhang, Yifan Zhang, Yifan Zhang, Yifan Zhang, Yifan Zhang, Yifan Zhang, et al. Qwen-vl: A frontier vision-language model with larger-scale vision pre-training and aligned cross-modal instruction tuning. *arXiv preprint arXiv:2310.06726*, 2023. 2, 6
- [4] Yang Bai, Xinxing Xu, Yong Liu, Salman Khan, Fahad Khan, Wangmeng Zuo, Rick Siow Mong Goh, and Chun-Mei Feng. Sentence-level prompts benefit composed image retrieval. In *Proceedings of the International Conference on Learning Representations (ICLR)*, 2024. Spotlight Presentation. 3
- [5] Aayush Bansal, Karan Sikka, Gaurav Sharma, and Rama Chellappa. Visual question answering on image sets. In *Proceedings of the European Conference on Computer Vision (ECCV)*, pages 35–51, 2020. 3
- [6] Florian Bordes, Richard Yuanzhe Pang, Anurag Ajay, Alexander C Li, Adrien Bardes, Suzanne Petryk, Oscar Mañas, Zhiqiu Lin, Anas Mahmoud, Bargav Jayaraman, et al. An introduction to vision-language modeling. *arXiv preprint arXiv:2405.17247*, 2024. 2
- [7] Yingshan Chang, Mridu Narang, Hisami Suzuki, Guihong Cao, Jianfeng Gao, and Yonatan Bisk. Webqa: Multihop and multimodal qa. In *Proceedings of the IEEE/CVF Conference on Computer Vision and Pattern Recognition (CVPR)*, pages 14178–14188, 2022. 1, 3
- [8] Jun Chen, Deyao Zhu, Xiaoqian Shen, Xiang Li, Zechun Liu, Pengchuan Zhang, Raghuraman Krishnamoorthi, Vikas Chandra, Yunyang Xiong, and Mohamed Elhoseiny. Minigt-v2: Large language model as a unified interface for vision-language multi-task learning. *arXiv preprint arXiv:2310.15339*, 2023. 2, 3
- [9] Wenhui Chen, Hexiang Hu, Xi Chen, Pat Verga, and William W. Cohen. MuRAG: Multimodal retrieval-augmented generator for open question answering over images and text. In *Proceedings of the 2022 Conference on Empirical Methods in Natural Language Processing (EMNLP)*, pages 5558–5570. Association for Computational Linguistics, 2022. 3
- [10] Jacob Devlin, Ming-Wei Chang, Kenton Lee, and Kristina Toutanova. Bert: Pre-training of deep bidirectional transformers for language understanding. In *Proceedings of the 2019 Conference of the North American Chapter of the Association for Computational Linguistics: Human Language Technologies*, pages 4171–4186. Association for Computational Linguistics, 2019. 3
- [11] Chun-Mei Feng, Yang Bai, Tao Luo, Zhen Li, Salman Khan, Wangmeng Zuo, Xinxing Xu, Rick Siow Mong Goh, and Yong Liu. Vqa4cir: Boosting composed image retrieval with visual question answering. *arXiv preprint arXiv:2312.12273*, 2023. 2, 3
- [12] Yash Goyal, Tejas Khot, Douglas Summers-Stay, Dhruv Batra, and Devi Parikh. Making the V in VQA matter: Elevating the role of image understanding in Visual Question Answering. In *Conference on Computer Vision and Pattern Recognition (CVPR)*, 2017. 2, 3
- [13] Kelvin Guu, Kenton Lee, Zora Tung, Panupong Pasupat, and Ming-Wei Chang. Realm: Retrieval-augmented language model pre-training. In *Proceedings of the 37th International Conference on Machine Learning (ICML)*, pages 3929–3938. PMLR, 2020. 3
- [14] Edward J. Hu, Yelong Shen, Phillip Wallis, Zeyuan Allen-Zhu, Yuanzhi Li, Shean Wang, Lu Wang, and Weizhu Chen. Lora: Low-rank adaptation of large language models, 2021. 7
- [15] Drew A Hudson and Christopher D Manning. Gqa: A new dataset for real-world visual reasoning and compositional question answering. In *Proceedings of the IEEE Conference on Computer Vision and Pattern Recognition*, pages 6700–6709, 2019. 2
- [16] Gabriel Ilharco, Mitchell Wortsman, Ross Wightman, Cade Gordon, Nicholas Carlini, Rohan Taori, Achal Dave, Vaishaal Shankar, Hongseok Namkoong, John Miller, Hannaneh Hajishirzi, Ali Farhadi, and Ludwig Schmidt. Openclip. 2021. If you use this software, please cite it as below. 3, 6, 7
- [17] Vladimir Karpukhin, Barlas Oğuz, Sewon Min, Patrick Lewis, Ledell Wu, Sergey Edunov, Danqi Chen, and Wentaou Yih. Dense passage retrieval for open-domain question answering. In *Proceedings of the 2020 Conference on Empirical Methods in Natural Language Processing (EMNLP)*, pages 6769–6781. Association for Computational Linguistics, 2020. 3
- [18] Andreas Koukounas, Georgios Mastrapas, Michael Günther, Bo Wang, Scott Martens, Isabelle Mohr, Saba Sturua, Mohammad Kalim Akram, Joan Fontanals Martínez, Saahil Ognawala, Susana Guzman, Maximilian Werk, Nan Wang, and Han Xiao. Jina clip: Your clip model is also your text retriever, 2024. 6, 7
- [19] Ranjay Krishna, Yuke Zhu, Oliver Groth, Justin Johnson, Kenji Hata, Joshua Kravitz, Stephanie Chen, Yannis Kalantidis, Li-Jia Li, David A. Shamma, Michael S. Bernstein, and Li Fei-Fei. Visual genome: Connecting language and vision using crowdsourced dense image annotations. *International Journal of Computer Vision*, 123(1):32–73, 2017. 2
- [20] Bo Li, Yuanhan Zhang, Dong Guo, Renrui Zhang, Feng Li, Hao Zhang, Kaichen Zhang, Peiyuan Zhang, Yanwei Li, Ziwei Liu, and Chunyuan Li. Llava-onevision: Easy visual task transfer. *arXiv preprint arXiv:2408.03326*, 2024. 2, 3, 6, 7

- [21] Zhuang Liu, Hanzi Mao, Chao-Yuan Wu, Christoph Feichtenhofer, Trevor Darrell, and Saining Xie. A convnet for the 2020s. In *Proceedings of the IEEE/CVF Conference on Computer Vision and Pattern Recognition (CVPR)*, pages 11976–11986, 2022. 6
- [22] Pan Lu, Tony Xia, Weicheng Shi, Ahmed El Kholly, Xi Victor Lin, Jianfeng Gao, Xiang Chen, and Kai-Wei Chang. Learn to explain: Multimodal reasoning via thought chains for science question answering. In *Advances in Neural Information Processing Systems*, 2022. 2
- [23] Pan Lu, Hritik Bansal, Tony Xia, Jiacheng Liu, Chunyuan Li, Hannaneh Hajishirzi, Hao Cheng, Kai-Wei Chang, Michel Galley, and Jianfeng Gao. Mathvista: Evaluating mathematical reasoning of foundation models in visual contexts. *arXiv preprint arXiv:2310.02255*, 2023. 2, 3
- [24] Hongyin Luo, Yung-Sung Chuang, Yuan Gong, Tianhua Zhang, Yoon Kim, Xixin Wu, Danny Fox, Helen Meng, and James Glass. SAIL: Search-augmented instruction learning. *arXiv preprint arXiv:2305.15225*, 2023. 3
- [25] Kenneth Marino, Mohammad Rastegari, Ali Farhadi, and Roozbeh Mottaghi. Ok-vqa: A visual question answering benchmark requiring external knowledge. In *Proceedings of the IEEE Conference on Computer Vision and Pattern Recognition*, pages 3195–3204, 2019. 2
- [26] Ahmed Masry, Do Xuan Long, Jia Qing Tan, Shafiq Joty, and Enamul Hoque. Chartqa: A benchmark for question answering about charts with visual and logical reasoning. In *Findings of the Association for Computational Linguistics: ACL 2022*, pages 2263–2279, 2022. 2
- [27] Minesh Mathew, Viraj Bagal, Rubèn Pérez Tito, Dimosthenis Karatzas, Ernest Valveny, and CV Jawahar. Info-graphicvqa. In *Proceedings of the IEEE/CVF Conference on Computer Vision and Pattern Recognition*, pages 4390–4399, 2021. 2, 3
- [28] Minesh Mathew, Dimosthenis Karatzas, and CV Jawahar. Docvqa: A dataset for vqa on document images. In *Proceedings of the IEEE/CVF Winter Conference on Applications of Computer Vision*, pages 2200–2209, 2021. 2, 3
- [29] Zach Nussbaum, Brandon Duderstadt, and Andriy Mulyar. Nomic embed vision: Expanding the latent space, 2024. 6, 7
- [30] OpenAI. Gpt-4o: Enhanced multimodal language model. *OpenAI Research*, 2024. <https://openai.com/index/hello-gpt-4o/>. 2, 3, 4, 6, 7
- [31] OpenAI. Gpt-4v: Multimodal language model with vision capabilities. *OpenAI Research*, 2024. <https://openai.com/index/gpt-4/>. 2
- [32] Abhirama Subramanyam Penamakuri, Manish Gupta, Mithun Das Gupta, and Anand Mishra. Answer mining from a pool of images: Towards retrieval-based visual question answering. In *Proceedings of the International Joint Conference on Artificial Intelligence (IJCAI)*, pages 1052–1058, 2023. 1, 2, 3
- [33] Alec Radford, Jong Wook Kim, Karthik Hallacy, Aditya Ramesh, Gabriel Goh, Sandhini Agarwal, Girish Sastry, Amanda Askell, Pamela Mishkin, Jack Clark, et al. Learning transferable visual models from natural language supervision. In *Proceedings of the 38th International Conference on Machine Learning*, pages 8748–8763. PMLR, 2021. 3, 6, 7
- [34] Shaoqing Ren, Kaiming He, Ross Girshick, and Jian Sun. Faster r-cnn: Towards real-time object detection with region proposal networks. *Advances in Neural Information Processing Systems*, 28, 2015. 3
- [35] Dustin Schwenk, Apoorv Khandelwal, Christopher Clark, Kenneth Marino, and Roozbeh Mottaghi. A-okvqa: A benchmark for visual question answering using world knowledge. In *European Conference on Computer Vision (ECCV)*, pages 1–17, 2022. 2
- [36] Ray Smith et al. Tesseract ocr engine. <https://github.com/tesseract-ocr/tesseract>, 2024. Accessed: 2024-11-06. 5
- [37] Alon Talmor, Sewon Min, Robin Jia, Yanai Elazar, Uriel Singer Hasson, and Danqi Chen. Multimodalqa: Complex question answering over text, tables, and images. In *Proceedings of the International Conference on Learning Representations (ICLR)*, 2021. 2, 3
- [38] Ryota Tanaka, Kyosuke Nishida, Kosuke Nishida, Taku Hasegawa, Itsumi Saito, and Kuniko Saito. Slidevqa: A dataset for document visual question answering on multiple images. In *Proceedings of the AAAI Conference on Artificial Intelligence*, pages 13636–13645, 2023. 3
- [39] Ke Wang, Yichi Zhang, and Hongsheng Li. Mini-gemini: An efficient and versatile vision-language model. *arXiv preprint arXiv:2310.12345*, 2023. 2
- [40] Ke Wang, Junting Pan, Weikang Shi, Zimu Lu, Mingjie Zhan, and Hongsheng Li. Measuring multimodal mathematical reasoning with math-vision dataset. *arXiv preprint arXiv:2402.14804*, 2024. 2
- [41] Peng Wang, Shuai Bai, Sinan Tan, Shijie Wang, Zhihao Fan, Jinze Bai, Keqin Chen, Xuejing Liu, Jialin Wang, Wenbin Ge, et al. Qwen2-vl: Enhancing vision-language model’s perception of the world at any resolution. *arXiv preprint arXiv:2409.12191*, 2024. 2, 3, 7
- [42] Weiyun Wang, Shuibo Zhang, Yiming Ren, Yuchen Duan, Tiantong Li, Shuo Liu, Mengkang Hu, Zhe Chen, Kaipeng Zhang, Lewei Lu, et al. Needle in a multimodal haystack. *arXiv preprint arXiv:2406.07230*, 2024. 3
- [43] Tsung-Han Wu, Giscard Biamby, Jerome Quenum, Ritwik Gupta, Joseph E. Gonzalez, Trevor Darrell, and David M. Chan. Visual haystacks: A vision-centric needle-in-a-haystack benchmark. *arXiv preprint arXiv:2407.13766*, 2024. 2, 3, 7
- [44] Xiang Yue, Yuansheng Ni, Kai Zhang, Tianyu Zheng, Ruoqi Liu, Ge Zhang, Samuel Stevens, Dongfu Jiang, Weiming Ren, Yuxuan Sun, et al. Mmmu: A massive multi-discipline multimodal understanding and reasoning benchmark for expert agi. *arXiv preprint arXiv:2311.16502*, 2024. 2, 3
- [45] Xiaohua Zhai, Basil Mustafa, Alexander Kolesnikov, and Lucas Beyer. Sigmoid loss for language image pre-training. In *Proceedings of the IEEE/CVF International Conference on Computer Vision (ICCV)*, pages 11975–11985, 2023. 3, 6, 7
- [46] Renrui Zhang, Dongzhi Jiang, Yichi Zhang, Haokun Lin, Ziyu Guo, Pengshuo Qiu, Aojun Zhou, Pan Lu, Kai-Wei

Chang, Peng Gao, and Hongsheng Li. Mathverse: Does your multi-modal llm truly see the diagrams in visual math problems? *arXiv preprint arXiv:2403.14624*, 2024. [2](#), [3](#)

- [47] Deyao Zhu, Jun Chen, Xiaoqian Shen, Xiang Li, and Mohamed Elhoseiny. Minigpt-4: Enhancing vision-language understanding with advanced large language models. In *International Conference on Learning Representations (ICLR)*, 2024. [2](#), [3](#)

Document Haystacks: Vision-Language Reasoning Over Piles of 1000+ Documents

Supplementary Material

Evaluation Prompt

Task: You are an evaluator. Compare the Predicted Answer with the True Answer and determine if the Predicted Answer is Correct or Incorrect.

Instructions:

- If the Predicted Answer provides the same information or a reasonable interpretation of the True Answer, respond with `Correct`.
- If the Predicted Answer does not match or does not reasonably interpret the True Answer, respond with `Incorrect`.

Important: Answer only with `Correct` or `Incorrect`—no explanations.

Input:

- **Question:** { }
- **True Answer:** { }
- **Predicted Answer:** { }

Figure 6. The Designed Prompt for GPT Evaluation.

7. Evaluation

GPT-based evaluation vs. traditional evaluation. In the open visual question answering (VQA) task, the model can generate the answer in diverse format and it is hard to accurately evaluate the generated answer.

Traditional evaluation metric such as, *Exact Match*, measures the percentage of questions where the predicted answer exactly matches one of the target answers, giving a score of zero even when the prediction is only slightly different from the correct answer. The issue with this evaluation is that language is inherently flexible, and there can be various texts to express the same idea (e.g., “the dog is sleeping” vs. “a sleeping dog”). This flexibility often results in the *Exact Match* metric failing to capture the true capability of the model sometimes. As shown in Fig. 7, we show examples of zero-shot predictions from Qwen2-VL, generated without any specialized prompt design. It is clear that the *Exact Match* metric fails to evaluate the accuracy

Which year CLAUD T.CARNEY worked at Windsor beet lab?

Label: 1910

Answer: Claude T. Carney worked at the Windsor beet lab in 1910.

GPT: correct **ANLS:** incorrect **Exact Match:** incorrect

Who is the president of First National Johnstown?

Label: arthur g. salberg

Answer: The president of First National Johnstown is Arthur G. Salberg.

GPT: correct **ANLS:** incorrect **Exact Match:** incorrect

Figure 7. **Zero-Shot VQA without using Task-Specific Prompt.** Without limiting the output space, traditional metrics cannot evaluate model performance even when the model’s answer is correct.

of responses in this setting. To address this, we seek a more reasonable evaluation metric that accounts for this linguistic flexibility. With the recent advancements in LLMs, GPT-based evaluations are growing in popularity. due to their closer alignment with human behavior in interpreting language. We carefully design an evaluation prompt for GPT to score the predicted answer against the true answer. The evaluation prompt is structured in Fig 6.

We validate the consistency of the proposed GPT-based evaluation with human judgments, aiming to demonstrate its effectiveness compared to traditional metrics, i.e., *Exact Match* and *ANLS*. Note that for *ANLS*, we consider a similarity score greater than 0.8 as correct. As illustrated in Fig. 8, traditional metrics can sometimes misjudge zero-shot prediction. This limitation becomes evident in scenarios where the flexibility of responses is crucial. Note that we explicitly ask the model to “Answer the question using a single word or phrase.” This prompt ensures brevity and facilitates a fair comparison between predicted and target answers.

We report the performance of different evaluation metrics on DocHaystack-100 and InforHaystack-100 in Tab. 5. The results show that the introduced GPT-based metric aligns closely with human evaluation, outperforming traditional metrics. Based on these experimental results, we

<https://github.com/EvolvingLLMs-Lab/lmms-eval>

What is the Percentage of ownership interest as at 31st March, 2008 of 'King Maker Marketing Inc.'?	
Answer: 100%	Label: 100
GPT Evaluation: correct	ANLS Evaluation: incorrect

What is the difference between the average time Americans spend watching TV online in 2011 and 2006?	
Answer: 16.8 hrs	Label: 16.8
GPT Evaluation: correct	Exact Match: incorrect

What is the number of monthly active users of Instagram in 2016?	
Answer: 800 million	Label: 400 million
GPT Evaluation: incorrect	ANLS Evaluation: correct

What is the telephone number of Maurice H Halford?	
Answer: 03 342 5660	Label: (03) 342 5660
GPT Evaluation: correct	Exact Match : incorrect

Figure 8. **Zero-Shot VQA with using Task-Specific Prompt.** Even when the output space is limited, traditional metrics sometimes fail to evaluate model performance correctly, even if the model’s answer is correct.

choose GPT-based evaluation for better accuracy.

Evaluation Metric	DocHaystack 100	InfoHaystack 100
Human	78.90	62.58
Exact Match	69.72	58.71
ANLS	73.39	60.65
GPT	78.90	62.58

Table 5. **Accuracy of Qwen2-VL on DocHaystack-100 and InfoHaystack-100.** We report different accuracy using different evaluation metrics.

8. Image Retrieval

We select retrieved images based on their similarity to the question and present the three most relevant images retrieved using different methods (*i.e.*, V-RAG-based retrieval, CLIP-based retrieval, SigLIP-based retrieval, OpenCLIP-based Retrieval): Fig. 9 – 11 for DocHaystack and Fig. 12 – 14 for InfoHaystack. In these figures, the red box outside the retrieved image highlights the ground truth image paired with the question. The red box within each retrieved image shows the related information to the question. The yellow box in the ground truth image paired with the question shows the ground truth answer for the ques-

tion. As can be seen in these figures, our proposed V-RAG performs well in question-related image retrieval.

Question: In which state is ITC's Watershed Development Project located?
 Answer: Madhya Pradesh

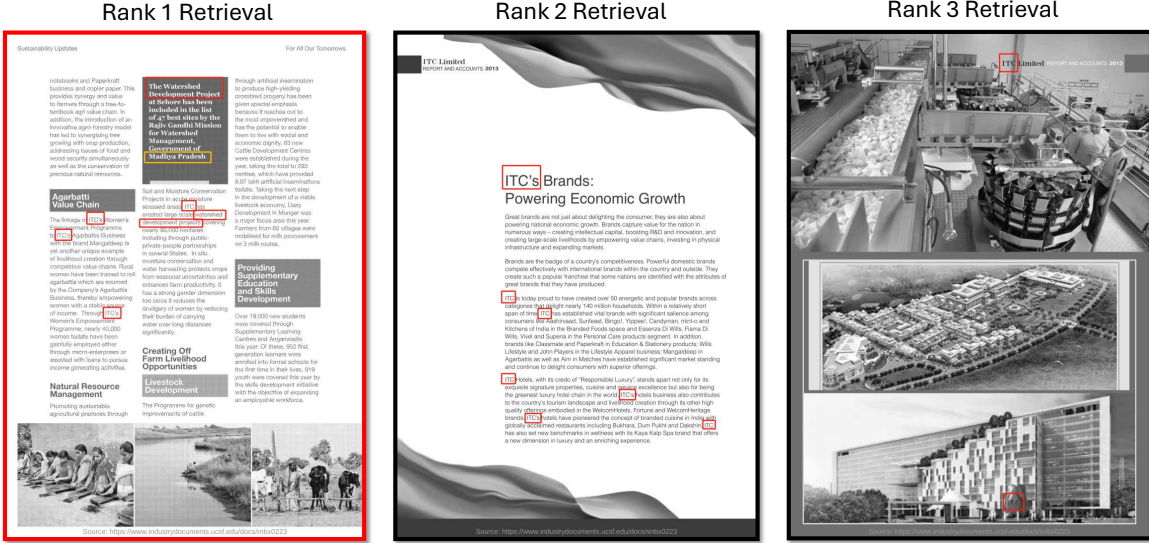


Figure 9. The three images most similar to the question retrieved using V-RAG in DocHaystack. The red box highlights the ground truth image paired with the question.

Question: In which state is ITC's Watershed Development Project located?
 Answer: Madhya Pradesh

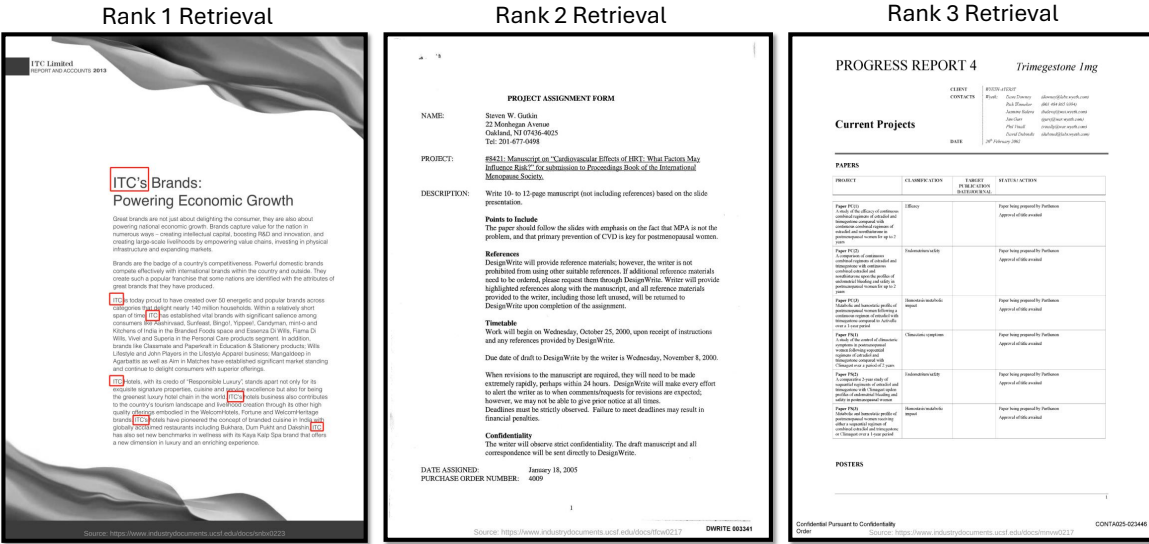


Figure 10. The three images most similar to the question retrieved using CLIP in DocHaystack. The red box highlights the ground truth image paired with the question.

Question: In which state is ITC's Watershed Development Project located?

Answer: Madhya Pradesh




Figure 11. The three images most similar to the question retrieved using SigLIP in DocHaystack. The red box highlights the ground truth image paired with the question.

Question: In which state is ITC's Watershed Development Project located?

Answer: Madhya Pradesh

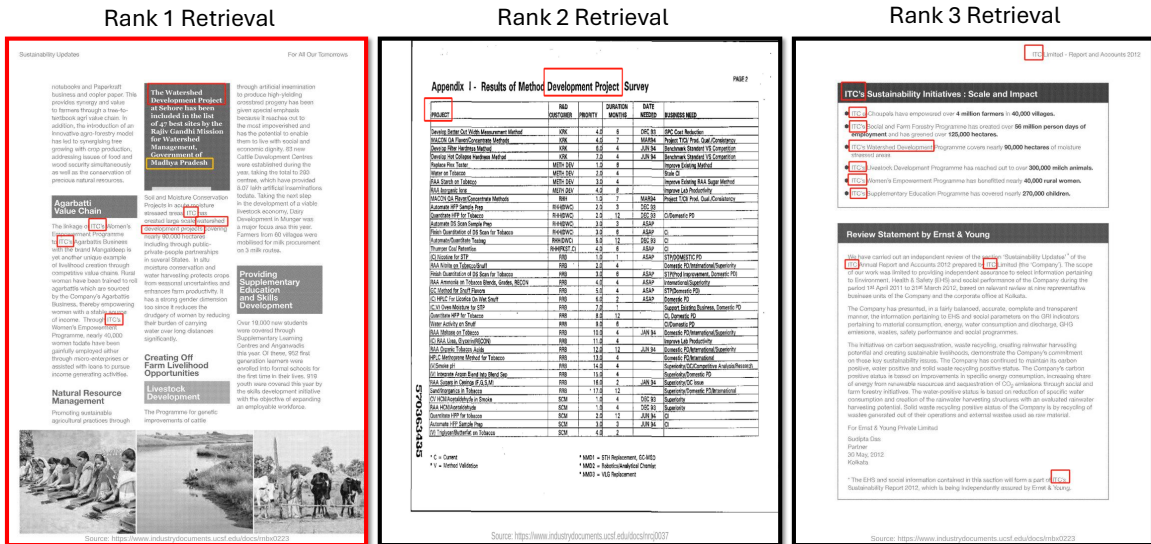
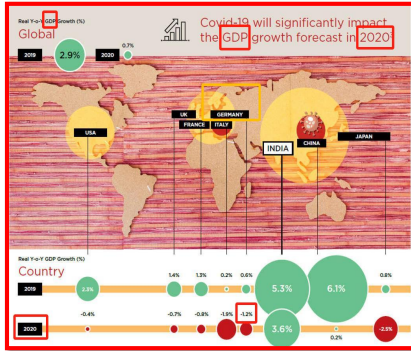


Figure 12. The three images most similar to the question retrieved using OpenCLIP in DocHaystack. The red box highlights the ground truth image paired with the question.

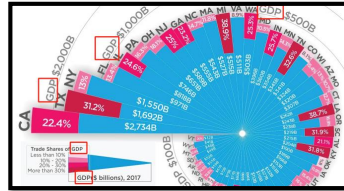
Question: Which country's GDP growth rate is -1.2% in 2020?

Answer: GERMANY

Rank 1 Retrieval



Rank 2 Retrieval



Rank 3 Retrieval

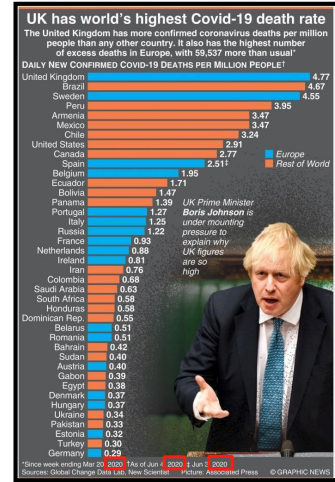
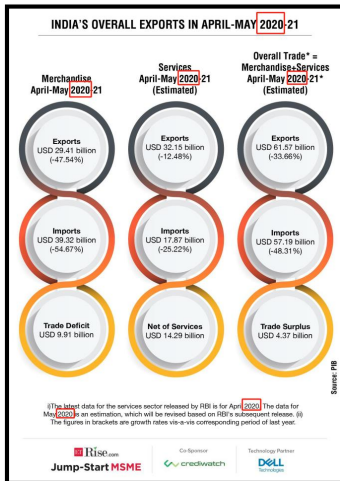


Figure 13. The three images most similar to the question retrieved using V-RAG in InfoHaystack. The red box highlights the ground truth image paired with the question.

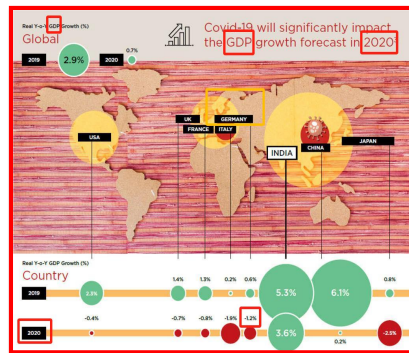
Question: Which country's GDP growth rate is -1.2% in 2020?

Answer: GERMANY

Rank 1 Retrieval



Rank 2 Retrieval



Rank 3 Retrieval

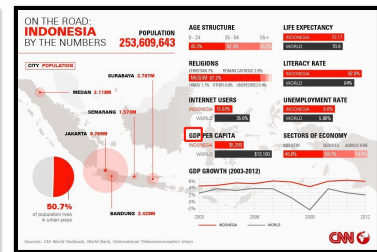
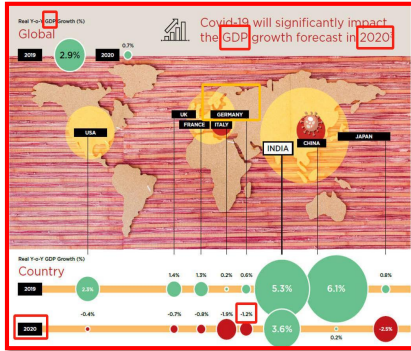


Figure 14. The three images most similar to the question retrieved using CLIP in InfoHaystack. The red box highlights the ground truth image paired with the question.

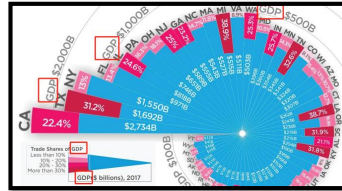
Question: Which country's GDP growth rate is -1.2% in 2020?

Answer: GERMANY

Rank 1 Retrieval



Rank 2 Retrieval



Rank 3 Retrieval


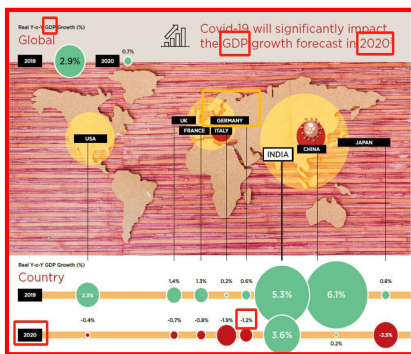


Figure 15. The three images most similar to the question retrieved using SigLIP in InfoHaystack. The red box highlights the ground truth image paired with the question.

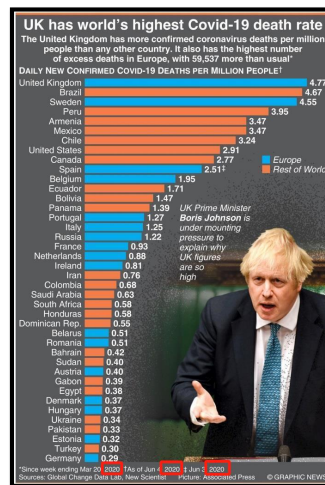
Question: Which country's GDP growth rate is -1.2% in 2020?

Answer: GERMANY

Rank 1 Retrieval



Rank 2 Retrieval



Rank 3 Retrieval

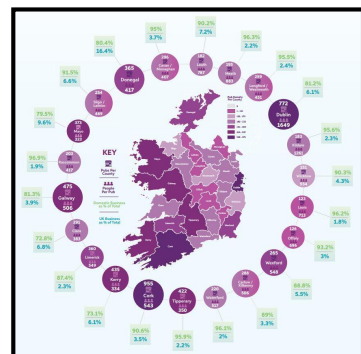


Figure 16. The three images most similar to the question retrieved using OpenCLIP in DocHaystack. The red box highlights the ground truth image paired with the question.

9. Question Filtering Pipeline

General questions can typically be answered from multiple documents, with several possible correct answers. For example, the question “Who wrote the letter” is a general question that can be answered by any document containing a letter. Generic Knowledge refers to information or facts that are widely accessible and can be answered using general world knowledge, often independent of specific visual or contextual cues from accompanying content, such as images. For example, the question “How many events were featured in the 2014 Winter Olympics?” is a generic knowledge that can be answered without accessing any image. In visual question answering tasks such as DocVQA and Info-graphicVQA, generic knowledge introduces a language bias when large language models (LLMs) rely on pre-existing knowledge rather than visual content, thereby undermining the focus on image-based reasoning. Therefore, it is important to exclude such questions to evaluate the true image-based reasoning capability of models. In this section, we show how we filter the data to extract the specific question.

9.1. General Question LLM Filtering

First, we leverage an LLM to filter out the general questions. This approach allows for the automatic filtering of numerous general questions. We give some filtered general

questions by LLM here.

DocHaystack

- What does C stand for?
- What is the receiver number?
- What is the zip code?
- What is plotted along the x axis ?
- Who wrote the letter?
- What is the Fund No.?
- What type of report is this?
- Who is the client?
- What is the description?
- What is the name of the company?

InfoHaystack

- Who is the player in this picture?
- How many salary caps are mentioned?
- What percentage are not children?
- What percentage are not Americans?
- How many resources are listed?
- How many employers were surveyed?
- How countries are listed here in total?
- In which school did he study?
- What is the second last solution given?
- What is written in the yellow circle?

9.2. General-question manual review

However, the LLM-based filtering is not entirely accurate. Therefore, in the second stage, we involve manual filtering, where annotators are tasked with filtering out any general questions that were missed by the LLM. The filtered general question by human are as follow.

DocHaystack

- What time is the ‘coffee break’?
- What is the year of publication?
- What is the name of the person on the from?
- Which is the root node in the chart?
- What is the no of cut tobacco?
- What is the name in the letter head?
- What is the exit date from china?
- What is the first person name marked in CC?
- What is the progress Report number?
- In which country is the company located?

InfoHaystack

- Where is open carry not permitted?
- How many points should protection services include?
- How many sharing tools mentioned in this infographic?
- What percentage of the survey participants are female?
- How many products are associated with blue color?
- What is the color mode used for the Web?

- Who are the swimming players in the list?
- Who made this infographic?
- How many symptoms are shown?
- Who is represented by green colour?

9.3. Generic knowledge filtering

After filtering out the general questions, we leverage GPT to filter out the remaining questions that can be answered by generic knowledge. The following is a list of some filtered questions.

DocHaystack

- What is the PO box no. of Biomet Orthopedics, Inc.?
- What is the Fax number of 'Brookstown Inn'?
- What is the location for Endocrine society-ENDO 2004 meeting?
- Which 'meeting ' was held at New Orleans, LA in January 2004?
- For which groups, WEFA, Inc. conducted study in April 1998?
- When was Argonne National Laboratory study for Department of Energy conducted?
- Where was the NAMS(North American Menopause Society)'s 14th Annual Meeting?
- What is ITC's brand of Agarbatti?
- Which 'meeting ' was held at Miami Beach, FL in May 2003?
- What is the brand name of ITC's snack food?

InfoHaystack

- What percent of world's adults have a bank account in the year 2014?
- What was India's score in the 2011 cricket world cup final?
- What percentage of Apple's revenue comes from iPhone in 2016?
- How many teams participated in the 2011 ICC Cricket World Cup?
- How many events were featured in the 2014 Winter Olympics?
- Which state is the second-largest producer of the Christmas tree in the U.S. in 2008?
- How many atomic bomb attacks were made by the U.S. in Japan in 1945?
- How many times did Hilary Mantel win the Booker prize?
- When was the 2011 cricket world cup final?
- What was Microsoft's net income in 2018?

9.4. DocHaystack Final 20 Random Questions

We randomly sample 20 questions in our final list of DocHaystack as below.

- Which was CLAUD T.CARNEY's high school?

- Which ITC Brand has 'Liquid Crystal Freezing Technology'?
- When was the study of Charles River Associates done?
- In which office does Michael Shapiro work?
- In which state is ITC's Watershed Development Project located?
- Who is 'presiding' TRRF GENERAL SESSION (PART 1)?
- How many nomination committee meetings has S. Banerjee attended?
- What is the number of Investor Services Committee meetings attended by A. V. Girija Kumar?
- How many children does George E. Wilber. Jr. have?
- Who is the R&D customer for the project "Water on Tobacco"?
- What is the Box number of "University of Florida"?
- What is the phone number of CARR SMITH?
- Who is the president of CPC International Inc?
- Who is the senior vice president and general counsel of RJR tobacco company?
- Which year CLAUD T.CARNEY worked at Windsor beet lab?
- What the location address of NSDA?
- How much was the 1988 estimated expenditure committed for System buy-out- PGA Tour in the VANTAGE GOLF OPERATIONS?
- What is the percentage of families in Poverty in Henry county?
- Who is the Chairman of 'Wembley Western Australia'?
- Who is the author for publication "Climacteric"?

9.5. InfoHaystack Random 20 Final Questions

We randomly sample 20 questions in our final list of InfoHaystack as below.

- What was the only media for watching Team USA events live in 2008?
- what is the total runs scored by Pietersen and Collingwood for England in 2007?
- What was the ratio of the U.S. population to bank branches in 1970?
- What is the number of Flickr users worldwide as of Nov. 15, 2012?
- How many lesbian & bisexual women (per 1,000 population) in Canada experienced violence in 2014?
- How many U.S. personnels were killed during the attack at Pearl Harbor?
- What percent of analytics jobs in India requires more than 5 years of experience according to the 2017 study?
- what is the number of cosmetic procedures done in Japan in millions in 2011?
- How many nonlethal gunshot wound cases were reported in America in 2009?
- What percentage of people in the U.S use social media

several times a day in 2009?

- What was the number of employees in Hemlow in 2002?
- How many actors acted in the series "How to make it in America"?
- What is the number of tickets sold (in millions) in the 2012 London Olympic Games?
- How many US households were accessing bank accounts online as per the online banking report in Jan, 2012?
- What is the number of monthly active users of Instagram in 2016?
- In which two years did J. G. Farrell win the Booker prize?
- How many countries tested their first nuclear bomb after 2000?
- How many Florida soldiers died in the Afghanistan & Iraq war were men?
- What percentage of people in the U.S have a social networking profile in 2010?
- Length of what is specified for MQ-8 Fire Scout?

Appendix for Document Haystacks: Vision-Language Reasoning Over Piles of 1000+ Documents

Supplementary Material

Evaluation Prompt

Task: You are an evaluator. Compare the Predicted Answer with the True Answer and determine if the Predicted Answer is Correct or Incorrect.

Instructions:

- If the Predicted Answer provides the same information or a reasonable interpretation of the True Answer, respond with `Correct`.
- If the Predicted Answer does not match or does not reasonably interpret the True Answer, respond with `Incorrect`.

Important: Answer only with `Correct` or `Incorrect`—no explanations.

Input:

- **Question:** { }
- **True Answer:** { }
- **Predicted Answer:** { }

Figure 1. The Designed Prompt for GPT Evaluation.

A. Evaluation

GPT-based evaluation vs. traditional evaluation. In the open visual question answering (VQA) task, the model can generate the answer in diverse format and it is hard to accurately evaluate the generated answer.

Traditional evaluation metric such as, *Exact Match*, measures the percentage of questions where the predicted answer exactly matches one of the target answers, giving a score of zero even when the prediction is only slightly different from the correct answer. The issue with this evaluation is that language is inherently flexible, and there can be various texts to express the same idea (e.g., “the dog is sleeping” vs. “a sleeping dog”). This flexibility often results in the *Exact Match* metric failing to capture the true capability of the model sometimes. As shown in Fig. 2, we show examples of zero-shot predictions from Qwen2-VL, generated without any specialized prompt design. It is clear that the *Exact Match* metric fails to evaluate the accuracy

Which year CLAUD T.CARNEY worked at Windsor beet lab?

Label: 1910

Answer: Claude T. Carney worked at the Windsor beet lab in 1910.

GPT: correct **ANLS:** incorrect **Exact Match:** incorrect

Who is the president of First National Johnstown?

Label: arthur g. salberg

Answer: The president of First National Johnstown is Arthur G. Salberg.

GPT: correct **ANLS:** incorrect **Exact Match:** incorrect

Figure 2. **Zero-Shot VQA without using Task-Specific Prompt.** Without limiting the output space, traditional metrics cannot evaluate model performance even when the model’s answer is correct.

of responses in this setting. To address this, we seek a more reasonable evaluation metric that accounts for this linguistic flexibility. With the recent advancements in LLMs, GPT-based evaluations are growing in popularity. due to their closer alignment with human behavior in interpreting language. We carefully design an evaluation prompt for GPT to score the predicted answer against the true answer. The evaluation prompt is structured in Fig 1.

We validate the consistency of the proposed GPT-based evaluation with human judgments, aiming to demonstrate its effectiveness compared to traditional metrics, i.e., *Exact Match* and *ANLS*. Note that for *ANLS*, we consider a similarity score greater than 0.8 as correct. As illustrated in Fig. 3, traditional metrics can sometimes misjudge zero-shot prediction. This limitation becomes evident in scenarios where the flexibility of responses is crucial. Note that we explicitly ask the model to “Answer the question using a single word or phrase.”¹ This prompt ensures brevity and facilitates a fair comparison between predicted and target answers.

We report the performance of different evaluation metrics on DocHaystack-100 and InforHaystack-100 in Tab. 1. The results show that the introduced GPT-based metric aligns closely with human evaluation, outperforming traditional metrics. Based on these experimental results, we

¹<https://github.com/EvolvingLLMs-Lab/lmms-eval>

What is the Percentage of ownership interest as at 31st March, 2008 of 'King Maker Marketing Inc.'?	
Answer: 100%	Label: 100
GPT Evaluation: correct	ANLS Evaluation: incorrect
What is the difference between the average time Americans spend watching TV online in 2011 and 2006?	
Answer: 16.8 hrs	Label: 16.8
GPT Evaluation: correct	Exact Match: incorrect
What is the number of monthly active users of Instagram in 2016?	
Answer: 800 million	Label: 400 million
GPT Evaluation: incorrect	ANLS Evaluation: correct
What is the telephone number of Maurice H Halford?	
Answer: 03 342 5660	Label: (03) 342 5660
GPT Evaluation: correct	Exact Match : incorrect

tion. As can be seen in these figures, our proposed V-RAG performs well in question-related image retrieval.

057

058

Figure 3. **Zero-Shot VQA with using Task-Specific Prompt.**

Even when the output space is limited, traditional metrics sometimes fail to evaluate model performance correctly, even if the model’s answer is correct.

044

choose GPT-based evaluation for better accuracy.

Evaluation Metric	DocHaystack 100	InfoHaystack 100
Human	78.90	62.58
Exact Match	69.72	58.71
ANLS	73.39	60.65
GPT	78.90	62.58

Table 1. **Accuracy of Qwen2-VL on DocHaystack-100 and InfoHaystack-100.** We report different accuracy using different evaluation metrics.

045

B. Image Retrieval

046

047

048

049

050

051

052

053

054

055

056

We select retrieved images based on their similarity to the question and present the three most relevant images retrieved using different methods (*i.e.*, V-RAG-based retrieval, CLIP-based retrieval, SigLIP-based retrieval, OpenCLIP-based Retrieval): Fig. 4 – 6 for DocHaystack and Fig. 7 – 9 for InfoHaystack. In these figures, the red box outside the retrieved image highlights the ground truth image paired with the question. The red box within each retrieved image shows the related information to the question. The yellow box in the ground truth image paired with the question shows the ground truth answer for the ques-

Question: In which state is ITC's Watershed Development Project located?
 Answer: Madhya Pradesh

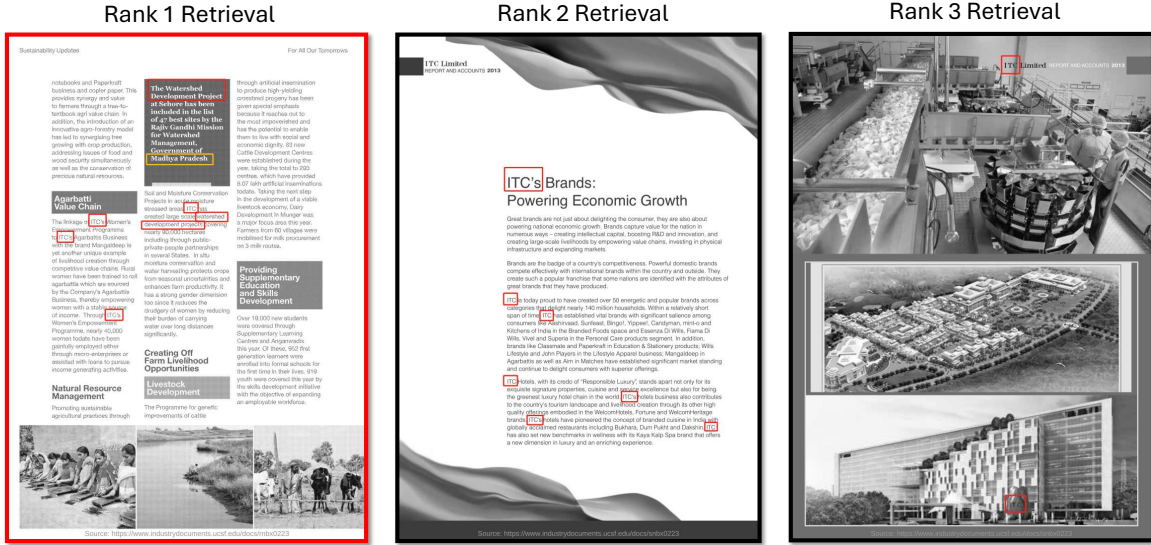


Figure 4. The three images most similar to the question retrieved using V-RAG in DocHaystack. The red box highlights the ground truth image paired with the question.

Question: In which state is ITC's Watershed Development Project located?
 Answer: Madhya Pradesh

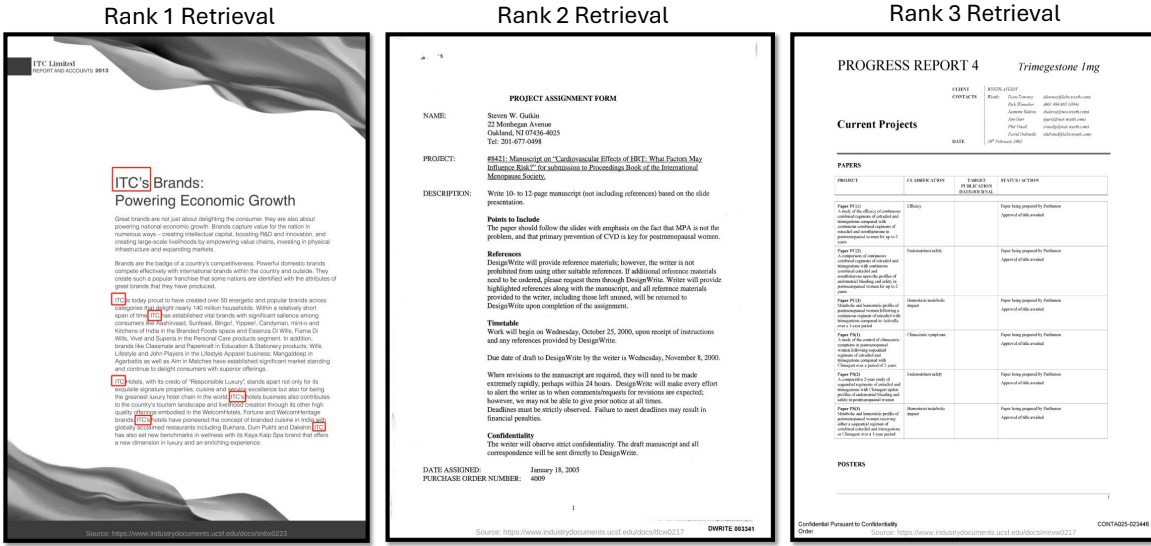


Figure 5. The three images most similar to the question retrieved using CLIP in DocHaystack. The red box highlights the ground truth image paired with the question.

Question: In which state is ITC's Watershed Development Project located?
 Answer: Madhya Pradesh




Figure 6. The three images most similar to the question retrieved using SigLIP in DocHaystack. The red box highlights the ground truth image paired with the question.

Question: In which state is ITC's Watershed Development Project located?
 Answer: Madhya Pradesh

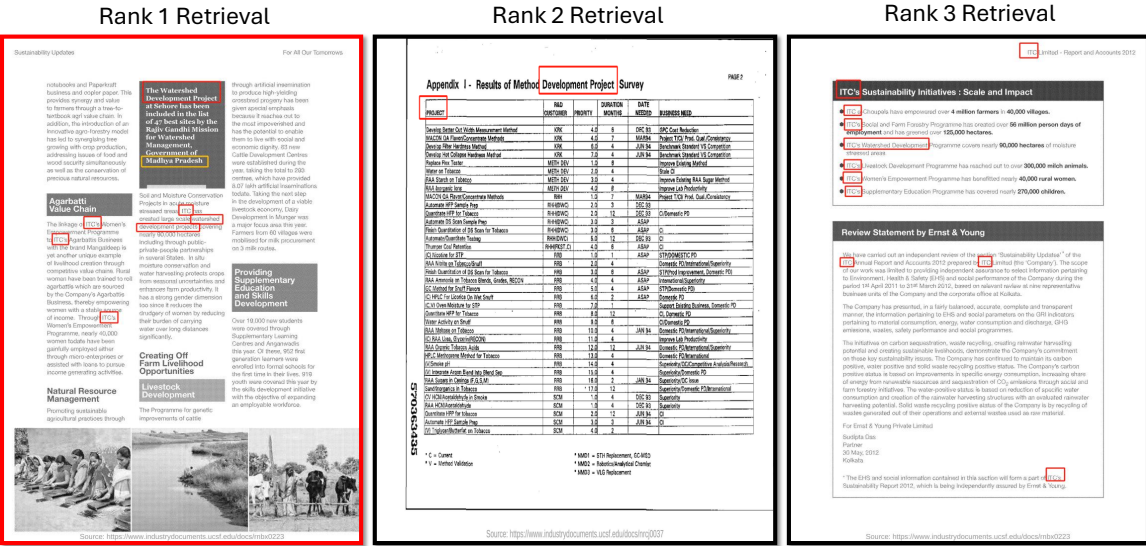


Figure 7. The three images most similar to the question retrieved using OpenCLIP in DocHaystack. The red box highlights the ground truth image paired with the question.

Question: Which country's GDP growth rate is -1.2% in 2020?
 Answer: GERMANY

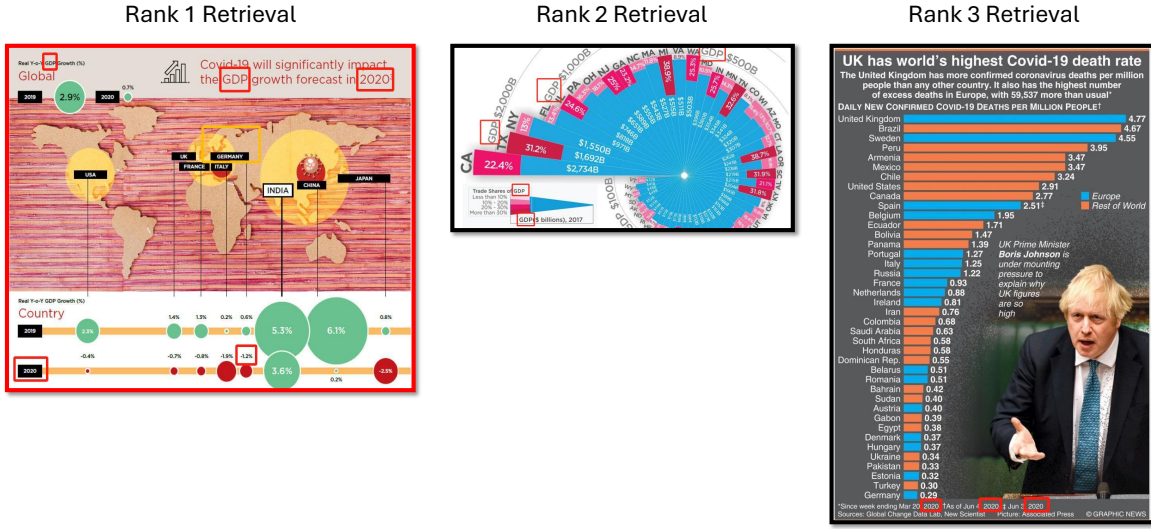


Figure 8. The three images most similar to the question retrieved using V-RAG in InfoHaystack. The red box highlights the ground truth image paired with the question.

Question: Which country's GDP growth rate is -1.2% in 2020?
 Answer: GERMANY

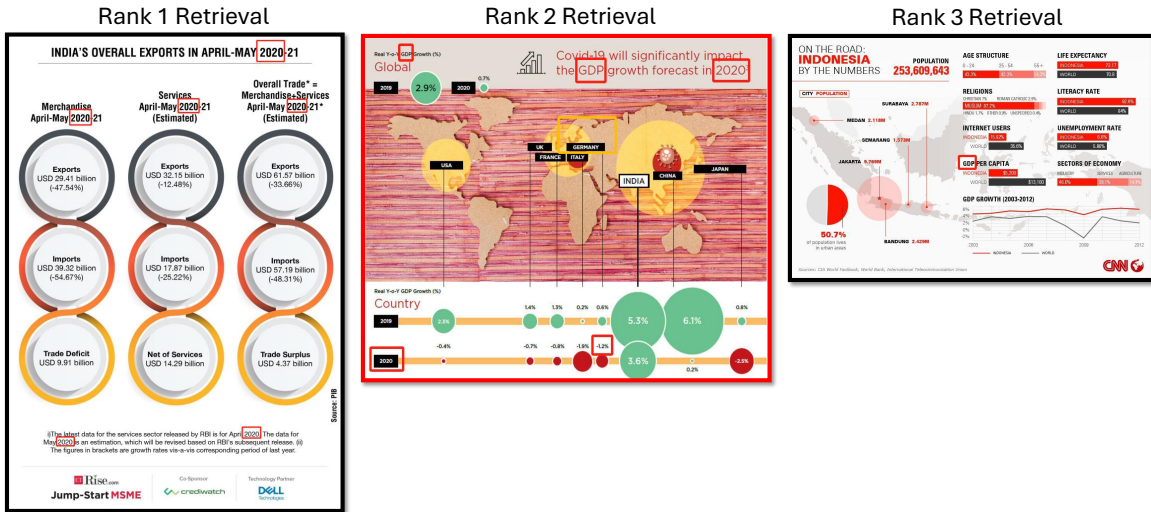


Figure 9. The three images most similar to the question retrieved using CLIP in InfoHaystack. The red box highlights the ground truth image paired with the question.

Question: Which country's GDP growth rate is -1.2% in 2020?
 Answer: GERMANY

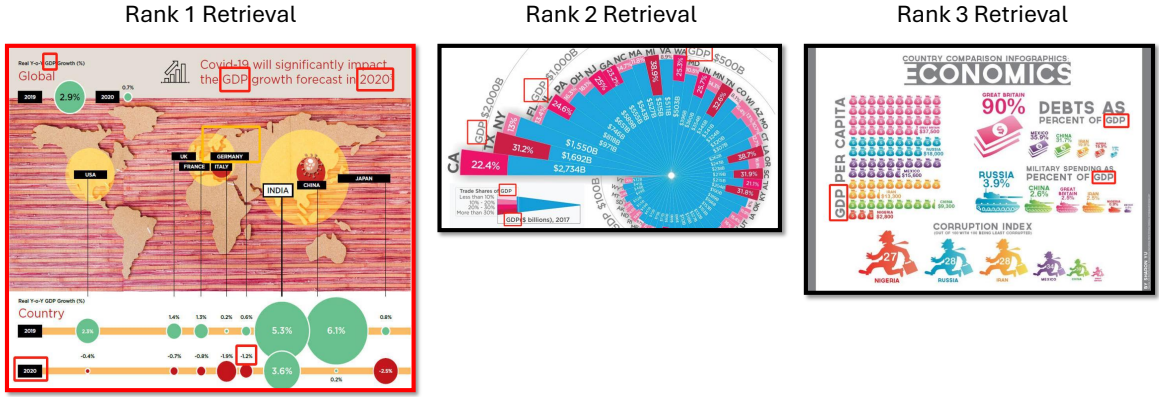


Figure 10. The three images most similar to the question retrieved using SigLIP in InfoHaystack. The red box highlights the ground truth image paired with the question.

Question: Which country's GDP growth rate is -1.2% in 2020?
 Answer: GERMANY

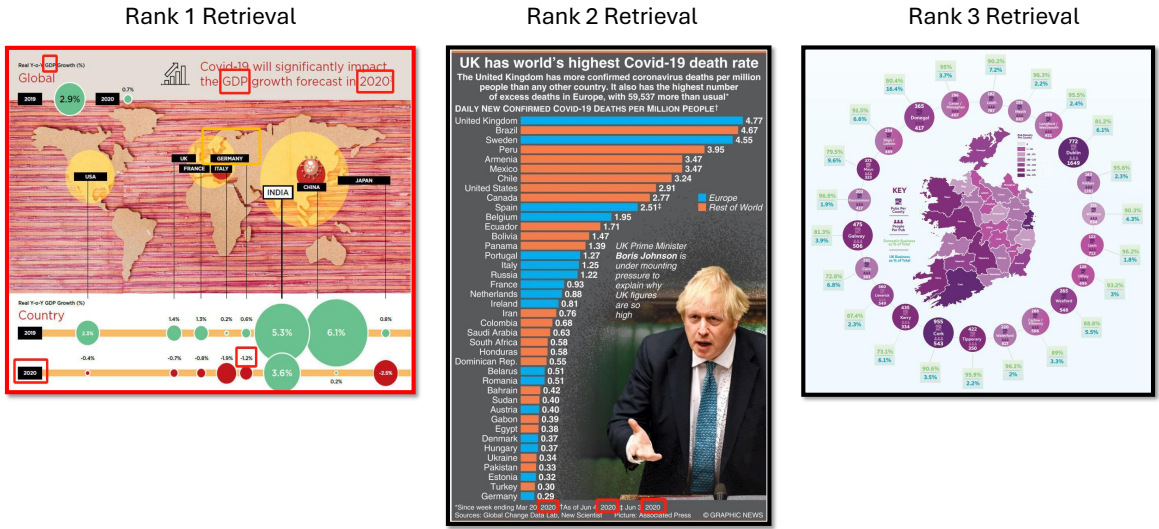


Figure 11. The three images most similar to the question retrieved using OpenCLIP in DocHaystack. The red box highlights the ground truth image paired with the question.

059	C. Question Filtering Pipeline	083
060	General questions can typically be answered from multi-	
061	ple documents, with several possible correct answers. For	
062	example, the question “Who wrote the letter” is a general	
063	question that can be answered by any document containing	
064	a letter. Generic Knowledge refers to information or facts	
065	that are widely accessible and can be answered using gen-	
066	eral world knowledge, often independent of specific visual	
067	or contextual cues from accompanying content, such as im-	
068	ages. For example, the question “How many events were	
069	featured in the 2014 Winter Olympics?” is a generic knowl-	
070	edge that can be answered without accessing any image. In	
071	visual question answering tasks such as DocVQA and Info-	
072	graphicVQA, generic knowledge introduces a language bias	
073	when large language models (LLMs) rely on pre-existing	
074	knowledge rather than visual content, thereby undermining	
075	the focus on image-based reasoning. Therefore, it is impor-	
076	tant to exclude such questions to evaluate the true image-	
077	based reasoning capability of models. In this section, we	
078	show how we filter the data to extract the specific question.	
079	C.1. General Question LLM Filtering	
080	First, we leverage an LLM to filter out the general ques-	
081	tions. This approach allows for the automatic filtering of	
082	numerous general questions. We give some filtered general	
	questions by LLM here.	083
	DocHaystack	084
	• What does C stand for?	085
	• What is the receiver number?	086
	• What is the zip code?	087
	• What is plotted along the x axis ?	088
	• Who wrote the letter?	089
	• What is the Fund No.?	090
	• What type of report is this?	091
	• Who is the client?	092
	• What is the description?	093
	• What is the name of the company?	094
	InfoHaystack	095
	• Who is the player in this picture?	096
	• How many salary caps are mentioned?	097
	• What percentage are not children?	098
	• What percentage are not Americans?	099
	• How many resources are listed?	100
	• How many employers were surveyed?	101
	• How countries are listed here in total?	102
	• In which school did he study?	103
	• What is the second last solution given?	104
	• What is written in the yellow circle?	105
	C.2. General-question manual review	106
	However, the LLM-based filtering is not entirely accurate.	107
	Therefore, in the second stage, we involve manual filtering,	108
	where annotators are tasked with filtering out any general	109
	questions that were missed by the LLM. The filtered general	110
	question by human are as follow.	111
	DocHaystack	112
	• What time is the ‘coffee break’?	113
	• What is the year of publication?	114
	• What is the name of the person on the from?	115
	• Which is the root node in the chart?	116
	• What is the no of cut tobacco?	117
	• What is the name in the letter head?	118
	• What is the exit date from china?	119
	• What is the first person name marked in CC?	120
	• What is the progress Report number?	121
	• In which country is the company located?	122
	InfoHaystack	123
	• Where is open carry not permitted?	124
	• How many points should protection services include?	125
	• How many sharing tools mentioned in this infographic?	126
	• What percentage of the survey participants are female?	127
	• How many products are associated with blue color?	128
	• What is the color mode used for the Web?	129

130	• Who are the swimming players in the list?	178
131	• Who made this infographic?	179
132	• How many symptoms are shown?	180
133	• Who is represented by green colour?	181
134	C.3. Generic knowledge filtering	182
135	After filtering out the general questions, we leverage GPT	183
136	to filter out the remaining questions that can be answered by	184
137	generic knowledge. The following is a list of some filtered	185
138	questions.	186
139	DocHaystack	187
140	• What is the PO box no. of Biomet Orthopedics, Inc.?	188
141	• What is the Fax number of 'Brookstown Inn'?	189
142	• What is the location for Endocrine society-ENDO 2004	190
143	meeting?	191
144	• Which 'meeting ' was held at New Orleans, LA in Janu-	192
145	ary 2004?	193
146	• For which groups, WEFA, Inc. conducted study in April	194
147	1998?	195
148	• When was Argonne National Laboratory study for De-	196
149	partment of Energy conducted?	197
150	• Where was the NAMS(North American Menopause So-	198
151	ciety)'s 14th Annual Meeting?	199
152	• What is ITC's brand of Agarbatti?	200
153	• Which 'meeting ' was held at Miami Beach, FL in May	201
154	2003?	202
155	• What is the brand name of ITC's snack food?	203
156	InfoHaystack	204
157	• What percent of world's adults have a bank account in the	205
158	year 2014?	206
159	• What was India's score in the 2011 cricket world cup fi-	207
160	nal?	208
161	• What percentage of Apple's revenue comes from iPhone	209
162	in 2016?	210
163	• How many teams participated in the 2011 ICC Cricket	211
164	World Cup?	212
165	• How many events were featured in the 2014 Winter	213
166	Olympics?	214
167	• Which state is the second-largest producer of the Christ-	215
168	mas tree in the U.S. in 2008?	216
169	• How many atomic bomb attacks were made by the U.S.	217
170	in Japan in 1945?	218
171	• How many times did Hilary Mantel win the Booker prize?	219
172	• When was the 2011 cricket world cup final?	220
173	• What was Microsoft's net income in 2018?	221
174	C.4. DocHaystack Final 20 Random Questions	222
175	We randomly sample 20 questions in our final list of	223
176	DocHaystack as below.	224
177	• Which was CLAUD T.CARNEY's high school?	225
	• Which ITC Brand has 'Liquid Crystal Freezing Technol-	226
	ogy'?	227
	• When was the study of Charles River Associates done?	228
	• In which office does Michael Shapiro work?	229
	• In which state is ITC's Watershed Development Project	230
	located?	231
	• Who is 'presiding' TRRF GENERAL SESSION (PART	232
	1)?	233
	• How many nomination committee meetings has S. Baner-	234
	jee attended?	235
	• What is the number of Investor Services Committee meet-	236
	ings attended by A. V. Girija Kumar?	237
	• How many children does George E. Wilber. Jr. have?	238
	• Who is the R&D customer for the project "Water on To-	239
	bacco"?	240
	• What is the Box number of "University of Florida"?	241
	• What is the phone number of CARR SMITH?	242
	• Who is the president of CPC International Inc?	243
	• Who is the senior vice president and general counsel of	244
	RJR tobacco company?	245
	• Which year CLAUD T.CARNEY worked at Windsor beet	246
	lab?	247
	• What the location address of NSDA?	248
	• How much was the 1988 estimated expenditure commit-	249
	ted for System buy-out- PGA Tour in the VANTAGE	250
	GOLF OPERATIONS?	251
	• What is the percentage of families in Poverty in Henry	252
	county?	253
	• Who is the Chairman of 'Wembley Western Australia'?	254
	• Who is the author for publication "Climacteric"?	255
	C.5. InfoHaystack Random 20 Final Questions	256
	We randomly sample 20 questions in our final list of Info-	257
	Haystack as below.	258
	• What was the only media for watching Team USA events	259
	live in 2008?	260
	• what is the total runs scored by Pietersen and Colling-	261
	wood for England in 2007?	262
	• What was the ratio of the U.S. population to bank	263
	branches in 1970?	264
	• What is the number of Flickr users worldwide as of Nov.	265
	15, 2012?	266
	• How many lesbian & bisexual women (per 1,000 popula-	267
	tion) in Canada experienced violence in 2014?	268
	• How many U.S. personnels were killed during the attack	269
	at Pearl Harbor?	270
	• What percent of analytics jobs in India requires more than	271
	5 years of experience according to the 2017 study?	272
	• what is the number of cosmetic procedures done in Japan	273
	in millions in 2011?	274
	• How many nonlethal gunshot wound cases were reported	275
	in America in 2009?	276
	• What percentage of people in the U.S use social media	277

- 230 several times a day in 2009?
- 231 • What was the number of employees in Hemlow in 2002?
- 232 • How many actors acted in the series "How to make it in
233 America"?
- 234 • What is the number of tickets sold (in millions) in the
235 2012 London Olympic Games?
- 236 • How many US households were accessing bank accounts
237 online as per the online banking report in Jan, 2012?
- 238 • What is the number of monthly active users of Instagram
239 in 2016?
- 240 • In which two years did J. G. Farrell win the Booker prize?
- 241 • How many countries tested their first nuclear bomb after
242 2000?
- 243 • How many Florida soldiers died in the Afghanistan & Iraq
244 war were men?
- 245 • What percentage of people in the U.S have a social net-
246 working profile in 2010?
- 247 • Length of what is specified for MQ-8 Fire Scout?