

SAVEN-Vid: Synergistic Audio-Visual Integration for Enhanced Understanding in Long Video Context

Jungang Li^{1*} Sicheng Tao^{1*} Yibo Yan^{1,2}
 Xiaojie Gu¹ Haodong Xu¹ Xu Zheng^{1,2} Yuanhuiyi Lyu^{1,2}
 Linfeng Zhang³ Xuming Hu^{1,2†}

¹The Hong Kong University of Science and Technology (Guangzhou)

²The Hong Kong University of Science and Technology ³Shanghai Jiao Tong University

Abstract

Endeavors have been made to explore Large Language Models for video analysis (Video-LLMs), particularly in understanding and interpreting long videos. However, existing Video-LLMs still face challenges in effectively integrating the rich and diverse audio-visual information inherent in long videos, which is crucial for comprehensive understanding. This raises the question: how can we leverage embedded audio-visual information to enhance long video understanding? Therefore, (i) we introduce **SAVEN-Vid**, the first-ever long audio-visual video dataset comprising over 58k audio-visual instructions. (ii) From the model perspective, we propose a time-aware Audio-Visual Large Language Model (AV-LLM), **SAVENVideo**, fine-tuned on SAVEN-Vid. (iii) Besides, we present **AVBench**, a benchmark containing 2,500 QAs designed to evaluate models on enhanced audio-visual comprehension tasks within long video, challenging their ability to handle intricate audio-visual interactions. Experiments on AVBench reveal the limitations of current AV-LLMs. Experiments also demonstrate that SAVENVideo outperforms the best Video-LLM by 3.61% on the zero-shot long video task (Video-MME) and surpasses the leading audio-visual LLM by 1.29% on the zero-shot audio-visual task (Music-AVQA). Consequently, at the 7B parameter scale, SAVENVideo can achieve state-of-the-art performance. Our dataset and code will be released at [URL](#) upon acceptance.

1. Introduction

Humans generally perceive the world through vision and hearing, responding to and processing complex external events. Large Language Models (LLMs) [1, 2, 14, 49, 51, 64] are demonstrating increasingly strong capabilities on

*Equal contribution.

†Corresponding author.



Figure 1. Illustrative comparison between AVBench (Ours) and previous (audio)-video benchmarks. Note that purple denotes visual cues, while orange indicates audio cues. (a) Video-MME [20] emphasizes the questions within long videos, which can be resolved using visual cues alone. (b) AVQA [78], although addressing audio-visual queries, does not highlight the synergistic interaction between modalities (i.e., answers can be deduced from visual cues alone). (c) Our proposed AVBench underscores the integrated role of modalities, presenting a challenging task by utilizing longer videos where clues are less apparent.

general tasks [26, 72, 75, 76]. Multimodal Large Language Models (MLLMs) [35, 42, 44, 65], achieved through techniques such as modality alignment and visual instruction fine-tuning under progressive training strategies, also exhibit significant potential [30, 31, 34, 74, 87]. In addition, recent advances in Video Large Language Models (Video-LLMs) [7, 39, 54, 66] indicate a shift from short video understanding tasks toward the intricate challenges of long-term video understanding [5, 20, 48, 69]. However, existing methods face limitations in handling long-video understanding tasks, particularly with regard to the audio modality. Most current models [35, 39, 65, 86] lack the capability to process audio inputs, focusing instead on compress-

ing and retaining essential features of visual information in videos to enhance the model’s capacity for complex visual event comprehension. Among the few long-video LLMs that incorporate audio [21, 40, 80], the audio modality is often treated merely as user query instructions rather than encompassing a broader spectrum of audio-visual events — where the focus remains largely on human speech rather than general sounds [4, 11, 17, 33, 68, 79].

The audio-visual content in video data reflects the rich dynamic and multimodal information of the real world [17, 33]. Capturing the complex integration of auditory and visual cues in long videos allows the Video-LLMs to comprehensively interpret the intricate and intertwined information between various events in the video, which is particularly important for developing a fully multimodal video model capable of fully understanding the complex realities of the world [45, 47, 60, 70]. Some work has explored how to enable models to understand the audio-visual information and perform audio-visual tasks driven by natural language on short videos: AVicuna [61] introduced an audio-visual dataset with temporal annotations, PUVOLOR, which aligns audio-visual events with time intervals and corresponding text labels after model fine-tuning; VideoLLaMA2 [12] enhanced its audio-visual expression capabilities by jointly training an additional audio branch. However, these works still have limited capacity to handle audio-visual information in long videos. To develop a long Video-LLM with maximum capability, there are *three key challenges* that need to be addressed, as shown in Figure 1:

- Existing long video datasets have detailed visual information annotations but **lack detailed audio-visual event captions and accurate timestamp annotations**, making it difficult to understand complex audio-visual events in long videos (*i.e.*, longer than 1 minute) (Figure 1 (a));
- Existing benchmarks focusing on the audio-visual capability are mainly composed of short videos (*i.e.*, less than 1 minute), thus current models can answer questions **relying solely on single-modal processing capacity**, neglecting the necessity to understand audio-visual information simultaneously to answer questions (Figure 1 (b));
- There exists **an urgent need to enable a comprehensive understanding of audio-visual information** within long video contexts in MLLM community.

To address these challenges, we improved the existing model structure and synthesized new datasets for the domain based on existing data. Specifically, we proposed **SAVENVideo**, a new AV-LLM that better focuses on the audio-visual features in videos. It aligns audio and visual modalities in both space and time and implements an audio-visual compression projection layer that effectively compresses feature tokens, allowing the model to handle longer contexts while fully aligning audio-visual features, ultimately achieving exceptional audio-visual joint under-

standing on long videos. At the same time, we developed a dataset pipeline to extract visual and audio data from videos. Leveraging state-of-the-art open-source models, we generated high-quality captions for both video and audio content. These captions were then integrated into joint audio-visual descriptions using Qwen2.5-72B [62], alongside well-designed prompts to create Q&A pairs for audio-visual queries. This process resulted in **SAVEN-Vid**, a large-scale dataset featuring detailed timestamp annotations and comprehensive audio-visual captions, comprising **21k** AV captions and **37k** Q&A pairs. To evaluate the advanced audio-visual understanding capabilities of Video-LLMs, we further proposed a benchmark called **AVBench**, which was manually inspected and requires models to understand both the audio-visual queries in questions and advanced audio-visual events in videos simultaneously.

In summary, we contribute in the following aspects:

- We propose **SAVENVideo**, a Video-LLM that aligns audio-visual features in both spatial and temporal dimensions, with a compression layer for efficient long-context handling, achieving superior audio-visual understanding on long videos.
- We develop **SAVEN-Vid**, comprising extensive timestamped audio-visual captions and Q&A pairs. It leverages high-quality captions and merges them with prompt-engineered audio-visual queries to support nuanced model training.
- To assess the advanced audio-visual comprehension, we present **AVBench**, a curated evaluation set that challenges models on complex audio-visual queries and interactions within long-video contexts.

2. Related Work

2.1. Audio-Visual LLMs

Recent advancements in multimodal information processing have seen an increasing trend towards integrating audio modality to complement or combine with visual information, thereby enriching the representation and understanding of multimedia content [41, 45, 47, 56, 60, 70, 89]. Early explorations, such as those conducted with VideoChat [39] utilizing Whisper [52] as the audio encoder, have laid the groundwork for leveraging speech information effectively. PandaGPT [57] integrates ImageBind [24] and Vicuna [13], employing image-text pairs for training to enhance cross-modal understanding. The VAST [9] model further advances this field by being trained on the VAST-27M [9] dataset, an omni-modality video caption dataset, to boost its multimodal capabilities. CAT [81] introduces a clue aggregator designed to gather relevant cues associated with a question, enabling the model to understand and respond to specific audio-visual events more accurately. Video-Salmonn [58] proposes a multi-resolution causal Q-former

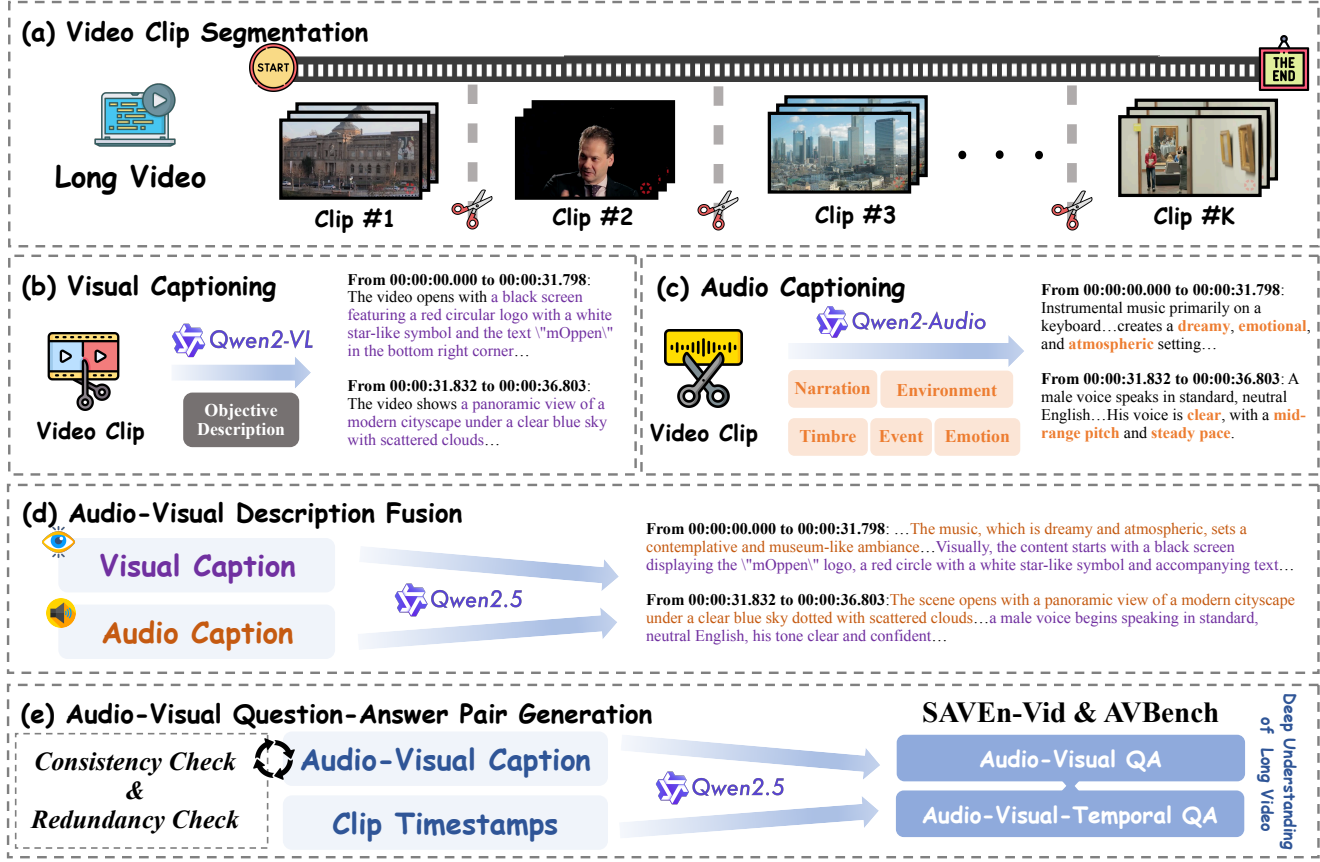


Figure 2. **Overview of the SAVen-Vid construction pipeline.** (a) Employ the AutoShot model to perform **Video Clip Segmentation** on the original long video. (b) Utilize the Qwen2-VL model to perform **Visual Captioning**. (c) The **Audio Captioning** using the Qwen2-Audio model, which not only provides explicit sound descriptions of objects or events but also delves into indirect information conveyed by sounds, such as their source, sound quality, and emotional hues. (d) Leverage the Qwen2.5 model to perform **Audio-Visual Description Fusion**, forming comprehensive audio-visual descriptions at the segment level. (e) Reapply the Qwen2.5 model to execute **Audio-Visual Question-Answer Pair Generation**, consistency checks and detect redundant content.

architecture that efficiently bridges pre-trained audio-visual encoders with the main LLM while maintaining the capability to process other video elements. Additionally, models like Baichuan Omni [40], Video-LLaMA [84], and Video-LLaMA2 [12] have undergone fine-tuning specifically for the audio modality to strengthen their comprehension of multimodal content. In addition, models such as NExT-GPT [71], OneLLM [27], and VITA [21] have adopted the concept of an ‘omni-encoder’ to uniformly process different data modalities, including text, images, videos, and audio. These developments collectively represent significant strides towards achieving more sophisticated and nuanced multimodal interaction and understanding.

2.2. Multimodal Video Datasets

Early audio-visual datasets such as AudioSet [22], VGG-Sound [6], and AVE [63] primarily focused on coarse-grained labels with limited temporal coverage and sim-

plistic tag information. More recent datasets like Music-AVQA [36], AVQA [78], and AVInstruct [81] introduced QA pairs to facilitate instruction tuning for audio-visual data, yet our analysis reveals that these designs often fail to fully exploit the potential of multimodal data, as questions can be answered using information from a single modality. UnAV-100 [23] made a significant step by providing dense annotations for untrimmed videos, however, the simplicity of its label information restricts the full utilization of multimodal large language models. The VAST-27M [9] dataset leverages large language models for automated labeling, achieving a comprehensive integration of audio-visual information, but it falls short in handling long-duration videos and lacks the provision of instructional data.

Given the more granular requirements for the advanced audio-visual task, existing datasets exhibit notable limitations in terms of video length, annotation detail, and the depth of multimodal information extraction. To address

Dataset	Train Set	Test Set	MS	TA	VD	AD	AVD	VQA	AVQA	Annotated Content	Avg. Duration (s)
Video Dataset											
Sharegpt4video [7]	✓	✗	✓	✓	✓	✗	✗	✗	✗	video	26
Cinepile [53]	✓	✓	✓	✗	✓	✗	✗	✓	✗	video, subtitle	160
NExT-QA [73]	✓	✓	✗	✗	✓	✗	✗	✓	✗	video	48
Video-MME [19]	✗	✓	✗	✗	✗	✗	✗	✓	✗	video, subtitle	1020
LongVideoBench [69]	✗	✓	✗	✗	✓	✗	✗	✓	✗	video, subtitle	480
MovieChat [55]	✓	✓	✗	✓	✓	✗	✗	✓	✗	video	420
Audio-Visual Dataset											
UnAV-100 [23]	✓	✓	✗	✓	✗	✓	✓	✓	✓	audio, video	42
VAST-27M [9]	✓	✓	✓	✗	✓	✓	✓	✓	✓	audio, video	20
AVQA [78]	✓	✓	✓	✗	✗	✗	✗	✓	✓	audio, video	60
AVInstruct [81]	✓	✗	✓	✗	✗	✗	✗	✓	✓	audio, video	115
Music-AVQA [37]	✓	✗	✗	✗	✗	✗	✗	✓	✓	audio, video	10
VGGSound [6]	✓	✓	✗	✗	✗	✗	✗	✓	✓	audio, video	10
AVBench+SAVENVid(Ours)	✓	✓	✓	✓	✓	✓	✓	✓	✓	audio, video	182

Table 1. **SAVEN-Vid, AVBench and other relevant representative Video / Audio-Visual Datasets Comparison.** **MS**: Model Assistance, indicating whether Large Language Models participate in data construction; **TA**: Temporal Annotation, indicating whether the dataset have time labels; **VD**: Video Description (detailed caption); **AD**: Audio Description; **AVD**: Audio-Visual Description; **VQA**: Video Question Answering; **AVQA**: Audio-Visual Question Answering.

these challenges, we introduce the SAVEN-Vid dataset, a resource specifically designed for long-form audio-visual comprehension tasks. In contrast to existing audio-visual datasets, SAVEN-Vid — constructed using state-of-the-art models for automated generation — aims to provide a richer, more detailed, and temporally extended dataset that supports advanced research and applications in multimodal understanding and long audio-visual video understanding.

3. SAVEN-Vid and AVBench

To accommodate the challenges mentioned in the introduction, we provide SAVEN-Vid for training, and AVBench for testing. SAVEN-Vid and AVBench are constructed by a same pipeline with different data sources. In addition, we have a quality control for AVBench, more details can be found in the Appendix.

Fine-grained descriptions are one of the key features of our dataset. We argue that long-form videos, rich in semantics and events, require more detailed annotations. However, annotating long videos presents significant challenges. To address this, we adopt a segment-based approach. Based on visual event boundary detections technique, each video in the dataset is segmented into multiple parts. Each segment is annotated with timestamps and corresponding visual, audio, and audio-visual descriptions, forming a dense description. Leveraging these three types of descriptions and the timestamps, each video is associated with Multiple Choice Question and Answering (MC-QA) tasks. Each QA requires the use of both visual and auditory modalities to answer, guiding or testing the model’s multimodal capabilities thoroughly.

We leverage state-of-the-art open-source MLLMs to au-

tomatically generate detailed video descriptions, along with MC-QA. This approach allows for the large-scale production of high-quality textual annotations for video content, without the need for manual labeling of all entries, thereby enhancing pipeline efficiency and enriching the dataset’s depth and breadth across various tasks and annotations. Table 1 is a comparative table that clearly demonstrates the advantages of our dataset in terms of modality information, annotation contents, and video duration.

3.1. Data Collection

Data diversity is a key consideration in our approach because the synergy of vision and sound in real life is extensive and diverse. To achieve this, we have hierarchically incorporated a variety of video sources with different lengths, enriching the diversity in scenes and themes by leveraging other high-quality video datasets. Additionally, the compatibility of the data with audio-visual tasks is crucial and given our focus on long audio-visual tasks, we aim to include video sources that are rich in audio-visual information and have longer durations. After a comprehensive survey, we select VideoMME [20] (for its longer duration), FineVideo [18] (for its rich speech and audio information), MovieChat [55] (for its long videos and diverse audio contents), NextQA [73] (for its high suitability for video tasks), and VGG Sound [6] (for its varied audio classifications). We use the original split of these data sources for the training and test sets. These sources provide a wide range of video data from different websites, perspectives, and domains. Based on these high-quality data sources, we will continue to explore the potential of both visual and audio information.

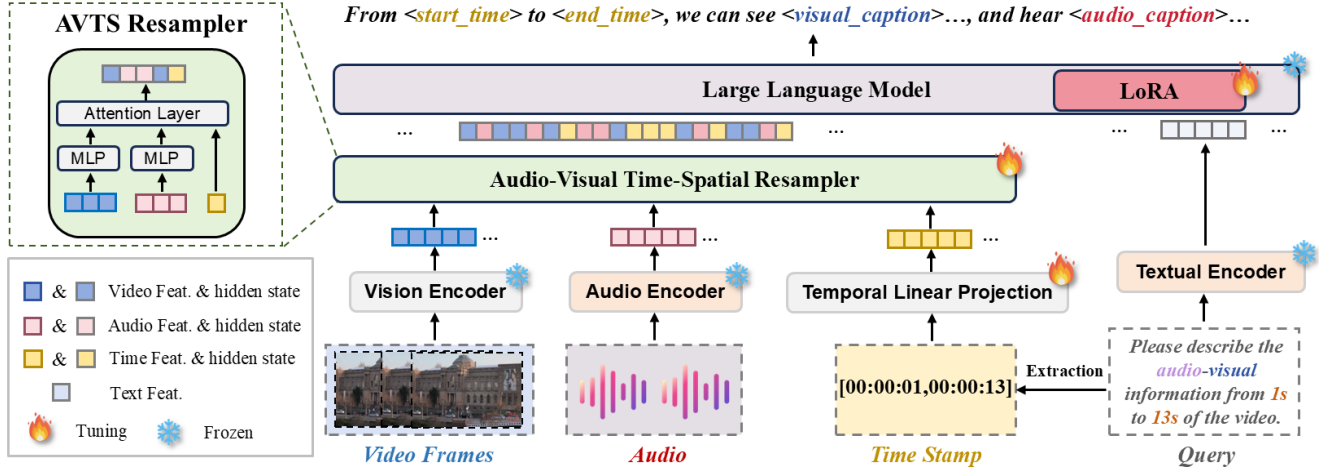


Figure 3. **The architecture of SAVEnVideo.** We treat temporal signals as a new modality to guide the model in recognizing the time sequence of input features. The AVTS Resampler helps the model integrate audio-visual-temporal features. By extracting and fusing features from three modalities, this approach enhances the utilization efficiency of long and complex videos while maintaining accuracy in video understanding.

3.2. Construction Pipeline

Our dataset construction pipeline, as illustrated in Figure 2, follows a structured approach to handle the complexities of processing long videos.

Video Clip Segmentation. We start by segmenting long videos into shorter clips to make the data more manageable, as shown in Figure 2 (a). For this task, we employ AutoShot [88], a boundary-detection-based video segmentation model that divides each long video into distinct clips, serving as the foundation for all subsequent processing. These segmented clips may still retain a substantial length compared to traditional short videos, allowing us to capture richer context within each segment.

Visual Captioning. Next, we apply visual captioning to these segmented clips using Qwen2VL [3, 65], an advanced open-source video model, to generate objective visual descriptions (Figure 2 (b)). This phase focuses on providing a clear, objective description of the visual content, capturing essential elements without subjective interpretation.

Audio Captioning. Simultaneously, we perform audio captioning for each video clip using Qwen2Audio [15, 16], as depicted in Figure 2 (c). Unlike standard ASR (Automatic Speech Recognition), this step emphasizes describing the audio’s characteristics, such as the timbre, environment, events, and emotional tone, rather than transcribing spoken language. This approach enables us to capture nuanced audio information relevant to the video’s context.

Audio-Visual Description Fusion. Once we have both visual and audio descriptions, we merge them in the audio-visual description fusion phase, as shown in Figure 2 (d). Utilizing the multimodal capabilities of Qwen2.5 [62, 77],

we integrate the visual and audio captions to create comprehensive descriptions for each video segment. This fusion provides a more holistic view of the scene by combining auditory and visual elements, with synchronized timestamps to support fine-grained analysis.

Audio-Visual Question-Answer Pair Generation. In the final phase as illustrated in Figure 2 (e), we generate question-answer pairs based on the audio-visual captions. This process involves consistency and redundancy checks to ensure question quality. By leveraging Qwen2.5 [62, 77], we formulate questions that draw on temporal, visual, and audio information, testing the model’s ability to understand complex multimodal interactions. Additionally, two distinct formats of temporal questions are introduced: (1) questions with explicit temporal segments, requiring answers based on specific time intervals, and (2) questions where timestamps are presented as separate options, encouraging the model to deduce the answer from context. This method enhances the depth and robustness of our question set, promoting advanced reasoning over multimodal information.

4. SAVEnVideo

Figure 3 presents the architecture of SAVEnVideo. It is composed of a frozen visual encoder, a frozen audio encoder, a frozen textual encoder, a Temporal Linear Projection (TLP), an Audio-Visual Time-Spatial Resampler (AVTS), and a LLM enhanced with LoRA. By utilizing temporal signal through TLP, we are able to conduct event-level modeling in scenarios involving long contexts. Additionally, AVTS facilitates modality fusion effectively, thus alleviating the burden on the LLM.

4.1. Model Architecture

4.1.1. Multimodal Encoders

We use frozen encoders for feature extraction to ensure that our model can extract the necessary feature information from multimodal input. **Vision Encoder**, following LLaVA-OneVision [35], we adopt SigLIP [83] as Vision Encoder, which provides a rich representation of the input images and video frames, contributing to the model’s visual understanding. **Audio Encoder**, for audio encoding, we adopt BEATs [8] as the Audio Encoder, which effectively captures intricate audio patterns and generates embeddings encoding essential temporal and spectral information. Integrating BEATs into SAVEnVideo enhances the encoder’s ability to capture temporal dynamics, enabling a seamless fusion of audio-visual features.

4.1.2. Temporal Linear Projection

In order to enable the model to collaborate with audio-visual signals to complete tasks in long video tasks and achieve advanced audio-visual understanding, we attempt to cleverly introduce temporal signals as the pivot for audio-visual representation in SAVEnVideo. Unlike VTimeLLM [29], which treats the time signal as a text embedding, we input the time signal as a separate modality and expect it to serve as a trigger that enhances audio-visual understanding, guiding the model to collaborate with audio-visual signals to complete tasks. We accomplish this concept through **Temporal Linear Projection (TLP)**. Specifically, we extract task-related temporal information from the query in context and simultaneously model the timestamps for this temporal information. Specifically, for a given video sequence with timestamps t_1, t_2, \dots, t_n , we define a feature vector for each timestamp as $\mathbf{f}(t_i)$, where $i = 1, 2, \dots, n$. To capture temporal dependencies, we apply a linear transformation to each timestamp feature:

$$\mathbf{h}(t_i) = W_t \cdot \mathbf{f}(t_i) + b_t \quad (1)$$

where W_t and b_t are the weight matrix and bias vector, respectively, optimized to better adapt to the temporal dynamics of the task. Subsequently, we integrate these temporal features into the AVTS Resampler (see in 4.1.3), enabling joint modeling of temporal information and content features to more accurately capture the temporal dependencies within the video content.

4.1.3. Audio-Visual Time-Spatial Resampler

Due to the large amount of redundant information in both visual features and audio signals in video tasks, after encoding visual and audio features using a visual encoder and an audio encoder, and generating temporal embeddings via the TLP, we construct the **Audio-Visual Time-Spatial Resampler (AVTS Resampler)** inspired by Q-Former [38].

The AVTS Resampler is composed of two MLPs that separately process visual embeddings and audio embeddings, along with a non-causal transformer decoder. This decoder leverages a set of learnable weights as initial queries, naturally compressing the length of the audio-visual features.

We randomly initialize the Attention Layers in AVTS Resampler and incorporate both sinusoidal position encodings and learnable positional embeddings for the MLP outputs and queries in each cross-attention layer. Given the input feature sequence $\{\mathbf{x}_i\}_{i=1}^N$ with N elements, we define the initial query embeddings as $\{\mathbf{q}_j\}_{j=1}^M$, where $M < N$. Each cross-attention layer computes the output embeddings \mathbf{y}_j as follows:

$$\mathbf{y}_j = \text{CrossAttention}(\mathbf{q}_j, \{\mathbf{x}_i\}_{i=1}^N) = \sum_{i=1}^N \alpha_{ji} \mathbf{x}_i \quad (2)$$

where α_{ji} represents the attention weights, defined by:

$$\alpha_{ji} = \frac{\exp(\mathbf{q}_j^\top \mathbf{x}_i)}{\sum_{k=1}^N \exp(\mathbf{q}_j^\top \mathbf{x}_k)} \quad (3)$$

This process allows the AVTS Resampler to aggregate relevant audio-visual information effectively, significantly reducing redundancy while retaining key temporal-spatial features crucial for downstream tasks.

4.2. Training

To align the multimodal embeddings with the input token space of the LLM, we performed multimodal alignment based on the work of VideoLLaMA [84]. We also used our carefully constructed dataset SAVEn-Vid for instruction fine-tuning based on LoRA [28]. More details about the training can be found in the appendix.

4.2.1. Multimodal Alignment

In multimodal alignment, we first fix the Vision Encoder, Audio Encoder and LLM, and only update the MLP that processes visual embeddings TLP, and attention layers in the AVTS Resampler, using LCS-558K [43], and a train set of Panda-70M [10]. Next we unfrozen the MLP that processes audio embeddings in the AVTS Resampler, optimizing with Audioset [22], AudioCap [32], and AutoACD [59]. In the multimodal alignment stage, since our training data includes both images and short videos, we explicitly incorporate the full-length time information from the video and audio as input, while the TLP is also optimized at this stage. This ensures that the temporal relationships in both video and audio can be coarsely modeled during the multimodal alignment stage. Our overall idea is to treat the temporal signal as a trigger for the model to understand the audio-visual information, enabling the model to fully leverage the audio-visual content in long videos with a large amount of redundant information.

Models	#Parameters	#Frames	Supported Modality		Audio-Visual Task	Long-Video Task
			Audio	Video	Music-AVQA	Video-MME
<i>Close Source</i>						
GPT4-o [50]	-	1fps	✗	✓	-	71.00
Gemini 1.5 Pro [25]	-	1fps	✓	✓	-	75.00
<i>Open Source Video Model</i>						
LLaVA-NeXT-Video [86]	7B	32	✗	✓	-	46.50
VideoLLaMA2 [12]	7B	32	✓	✓	-	46.60
LongVA [85]	7B	128	✗	✓	-	52.60
OneLLM [27]	7B	15	✓	✓	47.60	-
NExT-GPT [71]	7B	24	✓	✓	79.84	42.64
CREMA [82]	4B	4	✓	✓	75.60	-
PandaGPT [57]	7B	10	✓	✓	81.85	43.45
SAVENVideo (w.o. SAVEnVid)	7B	16	✓	✓	74.80	53.60
SAVENVideo	7B	16	✓	✓	83.14	56.21

Table 2. **Evaluation on Audio-Visual Tasks**, including normal Audio-Visual QA on Music-AVQA and long video QA on Video-MME w.o. subtitles. We use accuracy as the evaluation metric.

4.2.2. Audio-Visual Temporal Fine-Tuning

In this stage, we utilize three datasets — VideoInstruct100K [46], InternVid [67], and VGGSound [6]—to train LLM with LoRA, enhancing the model’s capacity to process and align audio-visual temporal data. Finally we further fine-tune SAVEnVideo on our custom-designed SAVEn-Vid. This fine-tuning stage allows SAVEnVideo to adapt its learned representations to comprehend high-level audio-visual information from long videos with dense audio-visual events.

5. Experiments

Implementation Details. For the Vision Encoder and Audio Encoder, we utilize SigLIP [83] and Beats [8], respectively, while employing Qwen2 [77] for the LLM. During modality alignment, our primary focus is training the newly initialized AVTS Resampler. Empirically, we set the global batch size and learning rate to 512 and 2e-3 for modality alignment, and 1,024 and 2e-4 for Audio-Visual Temporal Fine-Tuning. We pre-train SAVEnVideo for 1 epoch and fine-tune the pre-trained model for up to 2 epochs. When processing videos, SAVEnVideo uniformly samples 16 frames.

5.1. Benchmarks and Metrics

We use VideoMME [20] and Music-AVQA [37] to evaluate our model. VideoMME is a long video benchmark for assessing long video understanding capabilities. For VideoMME, videos are formally categorized by duration, which includes a subset of long videos ranging from 30 minutes to 1 hour. MUSIC-AVQA is an open VideoQA dataset designed to assess comprehensive multimodal understanding and spatio-temporal reasoning of audio-visual

scenarios. We utilize the test set of MUSIC-AVQA, which consists of 9,185 QA pairs. We perform standardized evaluation using greedy decoding (num.beams=1) and benchmark our results against other open-source and proprietary models. In addition, the models we tested are mainly divided into two categories: one category consists of models that only support inputting video frames, such as LLaVA-NeXT-Video [86], which may accept more video frames but cannot handle audio modalities; the other category includes models (AV-LLM) like PandaGPT [57] and NExT-GPT [71] that can accept both video and audio information simultaneously, but their ability to process long video information is often limited, and due to the constraints of the training datasets, they tend to perform poorly with videos that feature complex audio-visual events and are unable to respond to enriched audio-visual questions.

5.2. Comparison Experiments

Table 2 presents our experimental results on two video understanding benchmarks. Our model demonstrates excellent performance among video-LLMs with 7B parameters. In VideoMME, although LongVA sampled more frames (128) in the visual encoding part compared to our model (16), and both LongVA and our model selected Qwen2 [77] as the base language model, SAVEnVideo ultimately achieved an accuracy that is 3.61% higher than LongVA. We analyze that this might be due to sound-related scenario in VideoMME. Due to the limitation of the number of frames, models have a high probability to miss key information. However, in the scenario with high audio-visual consistency, the missed information can be compensated by the audio input, thereby, our model, due to its additional processing of audio information, achieved better performance in VideoMME. This supports our viewpoint:

if a model can effectively model audio-visual information, it helps the model understand complex audio-visual events and ultimately assist it in successfully responding to audio-visual-related questions. Furthermore, despite LongVA extending the context length of the language model, its training did not incorporate long video data, which likely contributed to our surpassing its performance. This also highlights the contribution of SAVEn-Vid to the field.

In addition, our model achieved an accuracy of 83.14% in Music-AVQA [37], which also performs excellently among AV-LLMs with the same number of parameters. Since most existing long Video-LLMs do not support input audio information, the audio-visual models we chose were mostly trained on short video datasets without rich audio-visual information. This may be the reason we were ultimately able to surpass PandaGPT and achieve SOTA in both the VideoMME and Music-AVQA benchmarks. This also indicates that our model has the ability to analyze inputs rich in audio-visual content and accurately answer questions related to audio-visual content.

5.3. Results on AVBench

We compare our proposed SAVEnVideo with existing models on our proposed AVBench, as shown in Table 3. Among open-source models with 7B parameters, SAVEnVideo achieves a significant performance improvement, attaining an AVBench score of 66.71%. This outperforms NEXT-GPT and PandaGPT, despite all models supporting both audio and video modalities and processing a similar number of frames. The results show the difficulty and the importance of our enhanced audio-visual questions, indicating current AV-LLMs can not deal with long and complex audio-visual scenario. These results highlight the effectiveness of our approach in leveraging audio-visual information for advanced comprehension tasks. SAVEnVideo not only surpasses other open-source models but also approaches the performance of closed-source counterparts, emphasizing the benefits of our architecture and training strategies in handling complex audio-visual interactions within long-video contexts.

Models	#Parameters	#Frames	Supported Modality		AVBench
			Audio	Video	
<i>Close Source</i>					
GPT4-o	-	1fps	✗	✓	77.29
Gemini 1.5 Pro	-	1fps	✓	✓	75.71
<i>Open Source Video Model</i>					
NEXT-GPT	7B	24	✓	✓	34.04
PandaGPT	7B	10	✓	✓	32.26
SAVEnVideo (w.o. SAVEnVid)	7B	16	✓	✓	58.49
SAVEnVideo	7B	16	✓	✓	66.71

Table 3. **Results On Our Purposed AVBench.** #Parameters: The number of parameters in large language models. #Frames: number of video frames input to the model. Accuracy as an evaluation metric.

5.4. Ablation Study

Methods	VideoMME	Music-AVQA	AVBench
w.o.audio input	48.70	52.36	56.21
w.o.SAVEn-Vid	53.63	74.80	58.49
w.o.AVTS Resampler(MLP)	39.89	70.12	49.70
SAVEnVideo	56.21	83.14	66.70

Table 4. **Ablation study results** on VideoMME and AVBench for long audio-visual QA task highlight the impact of removing key components.

To evaluate the contribution of each component in our proposed SAVEnVideo, we conducted an ablation study, the results of which are summarized in Table 4. We systematically removed key modules and assessed their impact on performance across three benchmarks: VideoMME, Music-AVQA, and AVBench. Removing the audio input (*w/o audio input*) resulted in a significant drop in performance across all benchmarks, with the accuracy of VideoMME dropping to 48.70%, Music-AVQA to 52.36%, and AVBench to 56.21%. This highlights the crucial role of audio features in enhancing the model’s understanding of audio-visual content. Excluding the SAVEn-Vid dataset from training led to a moderate decline, with VideoMME accuracy at 53.63%, Music-AVQA at 74.80%, and AVBench at 58.49%. This indicates that SAVEn-Vid makes a significant contribution to the effective fusion of audio and visual modalities, particularly benefiting tasks that require complex audio-visual synchronization. The Results of replacing the AVTS resampler with a simple MLP (*w/o AVTS Resampler (MLP)*) indicate that this module contributes significantly to the overall effectiveness of the model. This demonstrates the fundamental role of the AVTS resampler in aligning and compressing audio-visual features over time, which is crucial for understanding the context of long videos.

6. Conclusion

This paper introduces SAVEn-Vid, the first audio-visual dataset for long video understanding, aimed at enhancing the understanding of long videos context through integrated audio-visual information. We developed SAVEnVideo, which explicitly models the temporal modality. This approach uses temporal signals as triggers for the model to comprehend audio-visual features, enabling alignment of these features across both spatial and temporal dimensions. Moreover, we proposed AVBench for evaluating the audio-visual understanding in long videos. SAVEnVideo outperforms the leading models on VideoMME, Music-AVQA and AVBench. Our extensive analysis further guided the design of large language models for long videos to enable more complex audiovisual understanding.

References

- [1] Josh Achiam, Steven Adler, Sandhini Agarwal, Lama Ahmad, Ilge Akkaya, Florencia Leoni Aleman, Diogo Almeida, Janko Altenschmidt, Sam Altman, Shyamal Anadkat, et al. Gpt-4 technical report. *arXiv preprint arXiv:2303.08774*, 2023. 1
- [2] Anthropic. The claude 3 model family: Opus, sonnet, haiku. 2024. 1
- [3] Jinze Bai, Shuai Bai, Shusheng Yang, Shijie Wang, Sinan Tan, Peng Wang, Junyang Lin, Chang Zhou, and Jingren Zhou. Qwen-vl: A versatile vision-language model for understanding, localization, text reading, and beyond. *arXiv preprint arXiv:2308.12966*, 2023. 5
- [4] Umberto Cappellazzo, Minsu Kim, Honglie Chen, Pingchuan Ma, Stavros Petridis, Daniele Falavigna, Alessio Brutti, and Maja Pantic. Large language models are strong audio-visual speech recognition learners. *arXiv preprint arXiv:2409.12319*, 2024. 2
- [5] Keshigeyan Chandrasegaran, Agrim Gupta, Lea M. Hadzic, Taran Kota, Jimming He, Cristobal Eyzaguirre, Zane Durante, Manling Li, Jiajun Wu, and Fei-Fei Li. Hourvideo: 1-hour video-language understanding. In *Advances in Neural Information Processing Systems*, 2024. 1
- [6] Honglie Chen, Weidi Xie, Andrea Vedaldi, and Andrew Zisserman. Vggsound: A large-scale audio-visual dataset. In *International Conference on Acoustics, Speech, and Signal Processing (ICASSP)*, 2020. 3, 4, 7
- [7] Lin Chen, Xilin Wei, Jinsong Li, Xiaoyi Dong, Pan Zhang, Yuhang Zang, Zehui Chen, Haodong Duan, Bin Lin, Zhenyu Tang, et al. Sharegpt4video: Improving video understanding and generation with better captions. *arXiv preprint arXiv:2406.04325*, 2024. 1, 4
- [8] Sanyuan Chen, Yu Wu, Chengyi Wang, Shujie Liu, Daniel Tompkins, Zhuo Chen, Wanxiang Che, Xiangzhan Yu, and Furu Wei. BEATs: Audio pre-training with acoustic tokenizers. In *Proceedings of the 40th International Conference on Machine Learning*, pages 5178–5193. PMLR, 2023. 6, 7
- [9] Sihan Chen, Handong Li, Qunbo Wang, Zijia Zhao, Mingzhen Sun, Xinxin Zhu, and Jing Liu. Vast: A vision-audio-subtitle-text omni-modality foundation model and dataset. *Advances in Neural Information Processing Systems*, 36, 2024. 2, 3, 4
- [10] Tsai-Shien Chen, Aliaksandr Siarohin, Willi Menapace, Ekaterina Deyneka, Hsiang-wei Chao, Byung Eun Jeon, Yuwei Fang, Hsin-Ying Lee, Jian Ren, Ming-Hsuan Yang, et al. Panda-70m: Captioning 70m videos with multiple cross-modality teachers. In *Proceedings of the IEEE/CVF Conference on Computer Vision and Pattern Recognition*, pages 13320–13331, 2024. 6
- [11] Yiming Chen, Xianghu Yue, Xiaoxue Gao, Chen Zhang, Luis Fernando D’Haro, Robby T Tan, and Haizhou Li. Beyond single-audio: Advancing multi-audio processing in audio large language models. *arXiv preprint arXiv:2409.18680*, 2024. 2
- [12] Zesen Cheng, Sicong Leng, Hang Zhang, Yifei Xin, Xin Li, Guanzheng Chen, Yongxin Zhu, Wenqi Zhang, Ziyang Luo, Deli Zhao, and Lidong Bing. Videollama 2: Advancing spatial-temporal modeling and audio understanding in video-llms. *arXiv preprint arXiv:2406.07476*, 2024. 2, 3, 7
- [13] Wei-Lin Chiang, Zhuohan Li, Zi Lin, Ying Sheng, Zhanghao Wu, Hao Zhang, Lianmin Zheng, Siyuan Zhuang, Yonghao Zhuang, Joseph E. Gonzalez, Ion Stoica, and Eric P. Xing. Vicuna: An open-source chatbot impressing gpt-4 with 90%* chatgpt quality, 2023. 2
- [14] Wei-Lin Chiang, Zhuohan Li, Zi Lin, Ying Sheng, Zhanghao Wu, Hao Zhang, Lianmin Zheng, Siyuan Zhuang, Yonghao Zhuang, Joseph E. Gonzalez, Ion Stoica, and Eric P. Xing. Vicuna: An open-source chatbot impressing gpt-4 with 90%* chatgpt quality, 2023. 1
- [15] Yunfei Chu, Jin Xu, Xiaohuan Zhou, Qian Yang, Shiliang Zhang, Zhijie Yan, Chang Zhou, and Jingren Zhou. Qwen-audio: Advancing universal audio understanding via unified large-scale audio-language models. *arXiv preprint arXiv:2311.07919*, 2023. 5
- [16] Yunfei Chu, Jin Xu, Qian Yang, Haojie Wei, Xipin Wei, Zhifang Guo, Yichong Leng, Yuanjun Lv, Jinzheng He, Junyang Lin, Chang Zhou, and Jingren Zhou. Qwen2-audio technical report. *arXiv preprint arXiv:2407.10759*, 2024. 5, 1
- [17] Soham Deshmukh, Benjamin Elizalde, Rita Singh, and Huaming Wang. Pengi: An audio language model for audio tasks. *Advances in Neural Information Processing Systems*, 36:18090–18108, 2023. 2
- [18] Miquel Farré, Andi Marafioti, Lewis Tunstall, Leandro Von Werra, and Thomas Wolf. Finevideo. <https://huggingface.co/datasets/HuggingFaceFV/finevideo>, 2024. 4
- [19] Chaoyou Fu, Peixian Chen, Yunhang Shen, Yulei Qin, Mengdan Zhang, Xu Lin, Jinrui Yang, Xiawu Zheng, Ke Li, Xing Sun, et al. Mme: A comprehensive evaluation benchmark for multimodal large language models. *arXiv preprint arXiv:2306.13394*, 2023. 4
- [20] Chaoyou Fu, Yuhan Dai, Yondong Luo, Lei Li, Shuhuai Ren, Renrui Zhang, Zihan Wang, Chenyu Zhou, Yunhang Shen, Mengdan Zhang, et al. Video-mme: The first-ever comprehensive evaluation benchmark of multi-modal llms in video analysis. *arXiv preprint arXiv:2405.21075*, 2024. 1, 4, 7
- [21] Chaoyou Fu, Haojia Lin, Zuwei Long, Yunhang Shen, Meng Zhao, Yifan Zhang, Xiong Wang, Di Yin, Long Ma, Xiawu Zheng, et al. Vita: Towards open-source interactive omni-multimodal llm. *arXiv preprint arXiv:2408.05211*, 2024. 2, 3
- [22] Jort F. Gemmeke, Daniel P. W. Ellis, Dylan Freedman, Aren Jansen, Wade Lawrence, R. Channing Moore, Manoj Plakal, and Marvin Ritter. Audio set: An ontology and human-labeled dataset for audio events. In *Proc. IEEE ICASSP 2017*, New Orleans, LA, 2017. 3, 6
- [23] Tiantian Geng, Teng Wang, Jinming Duan, Runmin Cong, and Feng Zheng. Dense-localizing audio-visual events in untrimmed videos: A large-scale benchmark and baseline. In *Proceedings of the IEEE/CVF Conference on Computer Vision and Pattern Recognition*, pages 22942–22951, 2023. 3, 4
- [24] Rohit Girdhar, Alaaeldin El-Nouby, Zhuang Liu, Mannat Singh, Kalyan Vasudev Alwala, Armand Joulin, and Ishan

- Misra. Imagebind: One embedding space to bind them all. In *Proceedings of the IEEE/CVF Conference on Computer Vision and Pattern Recognition (CVPR)*, pages 15180–15190, 2023. 2
- [25] Gemini Team Google. Gemini 1.5: Unlocking multimodal understanding across millions of tokens of context. *arXiv preprint arXiv:2403.05530*, 2024. 7
- [26] Muhammad Usman Hadi, Rizwan Qureshi, Abbas Shah, Muhammad Irfan, Anas Zafar, Muhammad Bilal Shaikh, Naveed Akhtar, Jia Wu, Seyedali Mirjalili, et al. A survey on large language models: Applications, challenges, limitations, and practical usage. *Authorea Preprints*, 2023. 1
- [27] Jiaming Han, Kaixiong Gong, Yiyuan Zhang, Jiaqi Wang, Kaipeng Zhang, Dahua Lin, Yu Qiao, Peng Gao, and Xiangyu Yue. Onellm: One framework to align all modalities with language. In *Proceedings of the IEEE/CVF Conference on Computer Vision and Pattern Recognition*, pages 26584–26595, 2024. 3, 7
- [28] Edward J Hu, yelong shen, Phillip Wallis, Zeyuan Allen-Zhu, Yanzhi Li, Shean Wang, Lu Wang, and Weizhu Chen. LoRA: Low-rank adaptation of large language models. In *International Conference on Learning Representations*, 2022. 6
- [29] Bin Huang, Xin Wang, Hong Chen, Zihan Song, and Wenwu Zhu. Vtimellm: Empower llm to grasp video moments. *arXiv preprint arXiv:2311.18445*, 2(3):9, 2023. 6
- [30] Kaichen Huang, Jiahao Huo, Yibo Yan, Kun Wang, Yutao Yue, and Xuming Hu. Miner: Mining the underlying pattern of modality-specific neurons in multimodal large language models. *arXiv preprint arXiv:2410.04819*, 2024. 1
- [31] Jiahao Huo, Yibo Yan, Boren Hu, Yutao Yue, and Xuming Hu. Mmneuron: Discovering neuron-level domain-specific interpretation in multimodal large language model. *arXiv preprint arXiv:2406.11193*, 2024. 1
- [32] Chris Dongjoo Kim, Byeongchang Kim, Hyunmin Lee, and Gunhee Kim. AudioCaps: Generating captions for audios in the wild. In *Proceedings of the 2019 Conference of the North American Chapter of the Association for Computational Linguistics: Human Language Technologies, Volume 1 (Long and Short Papers)*, pages 119–132, Minneapolis, Minnesota, 2019. Association for Computational Linguistics. 6
- [33] Siddique Latif, Moazzam Shoukat, Fahad Shamshad, Muhammad Usama, Yi Ren, Heriberto Cuayáhuil, Wenwu Wang, Xulong Zhang, Roberto Togneri, Erik Cambria, et al. Sparks of large audio models: A survey and outlook. *arXiv preprint arXiv:2308.12792*, 2023. 2
- [34] Bohao Li, Yuying Ge, Yixiao Ge, Guangzhi Wang, Rui Wang, Ruimao Zhang, and Ying Shan. Seed-bench: Benchmarking multimodal large language models. In *Proceedings of the IEEE/CVF Conference on Computer Vision and Pattern Recognition*, pages 13299–13308, 2024. 1
- [35] Bo Li, Yuanhan Zhang, Dong Guo, Renrui Zhang, Feng Li, Hao Zhang, Kaichen Zhang, Yanwei Li, Ziwei Liu, and Chunyuan Li. Llava-onevision: Easy visual task transfer. *arXiv preprint arXiv:2408.03326*, 2024. 1, 6
- [36] Guangyao Li, Yake Wei, Yapeng Tian, Chenliang Xu, Ji-Rong Wen, and Di Hu. Learning to answer questions in dynamic audio-visual scenarios. In *Proceedings of the IEEE/CVF Conference on Computer Vision and Pattern Recognition*, pages 19108–19118, 2022. 3
- [37] Guangyao Li, Yake Wei, Yapeng Tian, Chenliang Xu, Ji-Rong Wen, and Di Hu. Learning to answer questions in dynamic audio-visual scenarios. In *Proceedings of the IEEE/CVF Conference on Computer Vision and Pattern Recognition*, pages 19108–19118, 2022. 4, 7, 8
- [38] Junnan Li, Dongxu Li, Silvio Savarese, and Steven Hoi. Blip-2: Bootstrapping language-image pre-training with frozen image encoders and large language models. In *International conference on machine learning*, pages 19730–19742. PMLR, 2023. 6
- [39] KunChang Li, Yinan He, Yi Wang, Yizhuo Li, Wenhui Wang, Ping Luo, Yali Wang, Limin Wang, and Yu Qiao. Videochat: Chat-centric video understanding, 2024. 1, 2
- [40] Yadong Li, Haoze Sun, Mingan Lin, Tianpeng Li, Guosheng Dong, Tao Zhang, Bowen Ding, Wei Song, Zhenglin Cheng, Yuqi Huo, Song Chen, Xu Li, Da Pan, Shusen Zhang, Xin Wu, Zheng Liang, Jun Liu, Tao Zhang, Keer Lu, Yaqi Zhao, Yanjun Shen, Fan Yang, Kaicheng Yu, Tao Lin, Jianhua Xu, Zenan Zhou, and Weipeng Chen. Baichuan-omni technical report. *arXiv preprint arXiv:2410.08565*, 2024. 2, 3
- [41] Paul Pu Liang, Amir Zadeh, and Louis-Philippe Morency. Foundations & trends in multimodal machine learning: Principles, challenges, and open questions. *ACM Computing Surveys*, 56(10):1–42, 2024. 2
- [42] Haotian Liu, Chunyuan Li, Qingyang Wu, and Yong Jae Lee. Visual instruction tuning, 2023. 1
- [43] Haotian Liu, Chunyuan Li, Qingyang Wu, and Yong Jae Lee. Visual instruction tuning. *Advances in neural information processing systems*, 36, 2023. 6
- [44] Haotian Liu, Chunyuan Li, Yuheng Li, Bo Li, Yuanhan Zhang, Sheng Shen, and Yong Jae Lee. Llava-next: Improved reasoning, ocr, and world knowledge, 2024. 1
- [45] Yixin Liu, Kai Zhang, Yuan Li, Zhiling Yan, Chujie Gao, Ruoxi Chen, Zhengqing Yuan, Yue Huang, Hanchi Sun, Jianfeng Gao, et al. Sora: A review on background, technology, limitations, and opportunities of large vision models. *arXiv preprint arXiv:2402.17177*, 2024. 2
- [46] Muhammad Maaz, Hanoona Rasheed, Salman Khan, and Fahad Shahbaz Khan. Video-chatgpt: Towards detailed video understanding via large vision and language models. *arXiv preprint arXiv:2306.05424*, 2023. 7
- [47] Neelu Madan, Andreas Møgelmoose, Rajat Modi, Yogesh S Rawat, and Thomas B Moeslund. Foundation models for video understanding: A survey. *arXiv preprint arXiv:2405.03770*, 2024. 2
- [48] Karttikeya Mangalam, Raiymbek Akshulakov, and Jitendra Malik. Egoschema: A diagnostic benchmark for very long-form video language understanding. *Advances in Neural Information Processing Systems*, 36:46212–46244, 2023. 1
- [49] OpenAI. Introducing chatgpt. <https://openai.com/blog/chatgpt>, 2022. 1
- [50] OpenAI. Gpt-4o system card, 2024. 7
- [51] Long Ouyang, Jeffrey Wu, Xu Jiang, Diogo Almeida, Carroll Wainwright, Pamela Mishkin, Chong Zhang, Sandhini

- Agarwal, Katarina Slama, Alex Ray, et al. Training language models to follow instructions with human feedback. *Advances in neural information processing systems*, 35:27730–27744, 2022. 1
- [52] Alec Radford, Jong Wook Kim, Tao Xu, Greg Brockman, Christine Mcleavey, and Ilya Sutskever. Robust speech recognition via large-scale weak supervision. In *Proceedings of the 40th International Conference on Machine Learning*, pages 28492–28518. PMLR, 2023. 2
- [53] Ruchit Rawal, Khalid Saifullah, Miquel Farré, Ronen Basri, David Jacobs, Gowthami Somepalli, and Tom Goldstein. Cinepile: A long video question answering dataset and benchmark, 2024. 4
- [54] Xiaoqian Shen, Yunyang Xiong, Changsheng Zhao, Lemeng Wu, Jun Chen, Chenchen Zhu, Zechun Liu, Fanyu Xiao, Balakrishnan Varadarajan, Florian Bordes, et al. Longvu: Spatiotemporal adaptive compression for long video-language understanding. *arXiv preprint arXiv:2410.17434*, 2024. 1
- [55] Enxin Song, Wenhao Chai, Guanhong Wang, Yucheng Zhang, Haoyang Zhou, Feiyang Wu, Xun Guo, Tian Ye, Yan Lu, Jenq-Neng Hwang, et al. Moviechat: From dense token to sparse memory for long video understanding. *arXiv preprint arXiv:2307.16449*, 2023. 4
- [56] Shezheng Song, Xiaopeng Li, Shasha Li, Shan Zhao, Jie Yu, Jun Ma, Xiaoguang Mao, and Weimin Zhang. How to bridge the gap between modalities: A comprehensive survey on multimodal large language model. *arXiv preprint arXiv:2311.07594*, 2023. 2
- [57] Yixuan Su, Tian Lan, Huayang Li, Jialu Xu, Yan Wang, and Deng Cai. Pandagpt: One model to instruction-follow them all. *arXiv preprint arXiv:2305.16355*, 2023. 2, 7
- [58] Guangzhi Sun, Wenyi Yu, Changli Tang, Xianzhao Chen, Tian Tan, Wei Li, Lu Lu, Zejun MA, Yuxuan Wang, and Chao Zhang. video-SALMONN: Speech-enhanced audio-visual large language models. In *Forty-first International Conference on Machine Learning*, 2024. 2
- [59] Luoyi Sun, Xuenan Xu, Mengyue Wu, and Weidi Xie. A large-scale dataset for audio-language representation learning. *arXiv preprint arXiv:2309.11500*, 2023. 6
- [60] Yunlong Tang, Jing Bi, Siting Xu, Luchuan Song, Susan Liang, Teng Wang, Daoan Zhang, Jie An, Jingyang Lin, Rongyi Zhu, et al. Video understanding with large language models: A survey. *arXiv preprint arXiv:2312.17432*, 2023. 2
- [61] Yunlong Tang, Daiki Shimada, Jing Bi, and Chenliang Xu. Avicuna: Audio-visual llm with interleaver and context-boundary alignment for temporal referential dialogue. *arXiv preprint arXiv:2403.16276*, 2024. 2
- [62] Qwen Team. Qwen2.5: A party of foundation models, 2024. 2, 5, 1
- [63] Yapeng Tian, Jing Shi, Bochen Li, Zhiyao Duan, and Chenliang Xu. Audio-visual event localization in unconstrained videos. In *ECCV*, 2018. 3
- [64] Hugo Touvron, Thibaut Lavril, Gautier Izacard, Xavier Martinet, Marie-Anne Lachaux, Timothée Lacroix, Baptiste Rozière, Naman Goyal, Eric Hambro, Faisal Azhar, et al. Llama: Open and efficient foundation language models. *arXiv preprint arXiv:2302.13971*, 2023. 1
- [65] Peng Wang, Shuai Bai, Sinan Tan, Shijie Wang, Zhihao Fan, Jinze Bai, Keqin Chen, Xuejing Liu, Jialin Wang, Wenbin Ge, Yang Fan, Kai Dang, Mengfei Du, Xuancheng Ren, Rui Men, Dayiheng Liu, Chang Zhou, Jingren Zhou, and Junyang Lin. Qwen2-vl: Enhancing vision-language model’s perception of the world at any resolution. *arXiv preprint arXiv:2409.12191*, 2024. 1, 5
- [66] Xidong Wang, Dingjie Song, Shunian Chen, Chen Zhang, and Benyou Wang. Longllava: Scaling multi-modal llms to 1000 images efficiently via hybrid architecture. *arXiv preprint arXiv:2409.02889*, 2024. 1
- [67] Yi Wang, Yinan He, Yizhuo Li, Kunchang Li, Jiashuo Yu, Xin Ma, Xinhao Li, Guo Chen, Xinyuan Chen, Yaohui Wang, et al. Internvid: A large-scale video-text dataset for multimodal understanding and generation. *arXiv preprint arXiv:2307.06942*, 2023. 7
- [68] Haibin Wu, Xuanjun Chen, Yi-Cheng Lin, Kai-wei Chang, Ho-Lam Chung, Alexander H Liu, and Hung-yi Lee. Towards audio language modeling—an overview. *arXiv preprint arXiv:2402.13236*, 2024. 2
- [69] Haoning Wu, Dongxu Li, Bei Chen, and Junnan Li. Longvideobench: A benchmark for long-context interleaved video-language understanding, 2024. 1, 4
- [70] Jiayang Wu, Wensheng Gan, Zefeng Chen, Shicheng Wan, and S Yu Philip. Multimodal large language models: A survey. In *2023 IEEE International Conference on Big Data (BigData)*, pages 2247–2256. IEEE, 2023. 2
- [71] Shengqiong Wu, Hao Fei, Leigang Qu, Wei Ji, and Tat-Seng Chua. NExT-GPT: Any-to-any multimodal LLM. In *Proceedings of the International Conference on Machine Learning*, pages 53366–53397, 2024. 3, 7
- [72] Zhiheng Xi, Wenxiang Chen, Xin Guo, Wei He, Yiwen Ding, Boyang Hong, Ming Zhang, Junzhe Wang, Senjie Jin, Enyu Zhou, et al. The rise and potential of large language model based agents: A survey. *arXiv preprint arXiv:2309.07864*, 2023. 1
- [73] Junbin Xiao, Xindi Shang, Angela Yao, and Tat-Seng Chua. Next-qa: Next phase of question-answering to explaining temporal actions. In *Proceedings of the IEEE/CVF Conference on Computer Vision and Pattern Recognition (CVPR)*, pages 9777–9786, 2021. 4
- [74] Yibo Yan and Joey Lee. Georeasoner: Reasoning on geospatially grounded context for natural language understanding. In *Proceedings of the 33rd ACM International Conference on Information and Knowledge Management*, pages 4163–4167, 2024. 1
- [75] Yibo Yan, Shen Wang, Jiahao Huo, Hang Li, Boyan Li, Jiamin Su, Xiong Gao, Yi-Fan Zhang, Tianlong Xu, Zhendong Chu, et al. Errorradar: Benchmarking complex mathematical reasoning of multimodal large language models via error detection. *arXiv preprint arXiv:2410.04509*, 2024. 1
- [76] Yibo Yan, Haomin Wen, Siru Zhong, Wei Chen, Haodong Chen, Qingsong Wen, Roger Zimmermann, and Yuxuan Liang. Urbanclip: Learning text-enhanced urban region profiling with contrastive language-image pretraining from the web. In *Proceedings of the ACM on Web Conference 2024*, pages 4006–4017, 2024. 1

- [77] An Yang, Baosong Yang, Binyuan Hui, Bo Zheng, Bowen Yu, Chang Zhou, Chengpeng Li, Chengyuan Li, Dayiheng Liu, Fei Huang, Guanting Dong, Haoran Wei, Huan Lin, Jialong Tang, Jialin Wang, Jian Yang, Jianhong Tu, Jianwei Zhang, Jianxin Ma, Jin Xu, Jingren Zhou, Jinze Bai, Jinzheng He, Junyang Lin, Kai Dang, Keming Lu, Keqin Chen, Kexin Yang, Mei Li, Mingfeng Xue, Na Ni, Pei Zhang, Peng Wang, Ru Peng, Rui Men, Ruize Gao, Runji Lin, Shijie Wang, Shuai Bai, Sinan Tan, Tianhang Zhu, Tianhao Li, Tianyu Liu, Wenbin Ge, Xiaodong Deng, Xiaohuan Zhou, Xingzhang Ren, Xinyu Zhang, Xipin Wei, Xuancheng Ren, Yang Fan, Yang Yao, Yichang Zhang, Yu Wan, Yunfei Chu, Yuqiong Liu, Zeyu Cui, Zhenru Zhang, and Zhihao Fan. Qwen2 technical report. *arXiv preprint arXiv:2407.10671*, 2024. 5, 7
- [78] Pinci Yang, Xin Wang, Xuguang Duan, Hong Chen, Runze Hou, Cong Jin, and Wenwu Zhu. Avqa: A dataset for audio-visual question answering on videos. In *Proceedings of the 30th ACM International Conference on Multimedia*, pages 3480–3491, 2022. 1, 3, 4
- [79] Qian Yang, Jin Xu, Wenrui Liu, Yunfei Chu, Ziyue Jiang, Xiaohuan Zhou, Yichong Leng, Yuanjun Lv, Zhou Zhao, Chang Zhou, et al. Air-bench: Benchmarking large audio-language models via generative comprehension. *arXiv preprint arXiv:2402.07729*, 2024. 2
- [80] Yuan Yao, Tianyu Yu, Ao Zhang, Chongyi Wang, Junbo Cui, Hongji Zhu, Tianchi Cai, Haoyu Li, Weilin Zhao, Zhihui He, et al. Minicpm-v: A gpt-4v level mllm on your phone. *arXiv preprint arXiv:2408.01800*, 2024. 2
- [81] Qilang Ye, Zitong Yu, Rui Shao, Xinyu Xie, Philip Torr, and Xiaochun Cao. Cat: Enhancing multimodal large language model to answer questions in dynamic audio-visual scenarios, 2024. 2, 3, 4
- [82] Shoubin Yu, Jaehong Yoon, and Mohit Bansal. Crema: Multimodal compositional video reasoning via efficient modular adaptation and fusion. *arXiv preprint arXiv:2402.05889*, 2024. 7
- [83] Xiaohua Zhai, Basil Mustafa, Alexander Kolesnikov, and Lucas Beyer. Sigmoid loss for language image pre-training. In *Proceedings of the IEEE/CVF International Conference on Computer Vision*, pages 11975–11986, 2023. 6, 7
- [84] Hang Zhang, Xin Li, and Lidong Bing. Video-llama: An instruction-tuned audio-visual language model for video understanding. *arXiv preprint arXiv:2306.02858*, 2023. 3, 6
- [85] Peiyuan Zhang, Kaichen Zhang, Bo Li, Guangtao Zeng, Jingkang Yang, Yuanhan Zhang, Ziyue Wang, Haoran Tan, Chunyuan Li, and Ziwei Liu. Long context transfer from language to vision. *arXiv preprint arXiv:2406.16852*, 2024. 7
- [86] Yuanhan Zhang, Bo Li, haotian Liu, Yong jae Lee, Liangke Gui, Di Fu, Jiashi Feng, Ziwei Liu, and Chunyuan Li. Llava-next: A strong zero-shot video understanding model, 2024. 1, 7
- [87] Kening Zheng, Junkai Chen, Yibo Yan, Xin Zou, and Xuming Hu. Reefknot: A comprehensive benchmark for relation hallucination evaluation, analysis and mitigation in multimodal large language models. *arXiv preprint arXiv:2408.09429*, 2024. 1
- [88] Wentao Zhu, Yufang Huang, Xiufeng Xie, Wenxian Liu, Jincan Deng, Debing Zhang, Zhangyang Wang, and Ji Liu. Autoshot: A short video dataset and state-of-the-art shot boundary detection. In *Proceedings of the IEEE/CVF Conference on Computer Vision and Pattern Recognition Workshops (CVPRW)*, 2023. 5, 1
- [89] Ye Zhu, Yu Wu, Nicu Sebe, and Yan Yan. Vision+ x: A survey on multimodal learning in the light of data. *IEEE Transactions on Pattern Analysis and Machine Intelligence*, 2024. 2

SAVEN-Vid: Synergistic Audio-Visual Integration for Enhanced Understanding in Long Video Context

Supplementary Material

A. Details of Datasets

A.1. Processing

As shown in Figure 2 (a), we use the video boundary detection model Autoshot [88] to extract a sequence of keyframes from the collected long video, and then we segment the long video into several short videos based on these keyframes. To avoid obtaining excessively short video segments, we ensure that each video segment contains at least **50** frames. Additionally, to prevent a long video from being cut into too many short segments and for processing efficiency, we also ensure that a video is only divided into a maximum of **20** video clips. To ensure the quality of the generated annotations, we employed the highest-performing models with the largest parameter sizes from the same series in our pipeline, namely Qwen2VL-72B [65], Qwen2.5-72B [62] and Qwen2-Audio-7B [16].

Due to the 30-second limit of Qwen2-Audio [16] when processing audio, when we perform audio captioning on video clips longer than 30 seconds, we will further divide the video clip into several segments of no more than 30 seconds of audio, perform audio captioning on these audio segments, and finally merge the audio captions.

A.2. Prompts

In every step of generating synthetic data, we meticulously designed prompts to ensure the effectiveness of each step. We present the prompts 1) used for Visual Captioning and those used for Audio Captioning as shown in Figure 7, 2) used for Audio-Visual Description Fusion as shown in Figure 8, 3) used for segments descriptions fusion as shown in Figure 9, 4) used for Audio-Visual Question-Answer Generation as shown in Figure 10

A.3. Statistics Information

To further analyze the descriptive capabilities of audiovisual events in our dataset, we counted the word distribution of captions and QAs in the dataset. The results are shown in Figure 4, which includes a large number of visual descriptions (scene, movement, black, etc.) and auditory descriptions (audio, sound, conversation, etc.).

Figure 5 shows the distribution of the length of all videos we collected, and Figure 6 shows the distribution of the length of videos in AVBench.

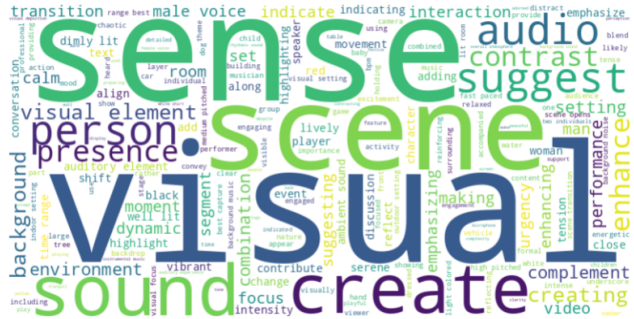


Figure 4. Word cloud of SAVEn-Vid and AVBench.

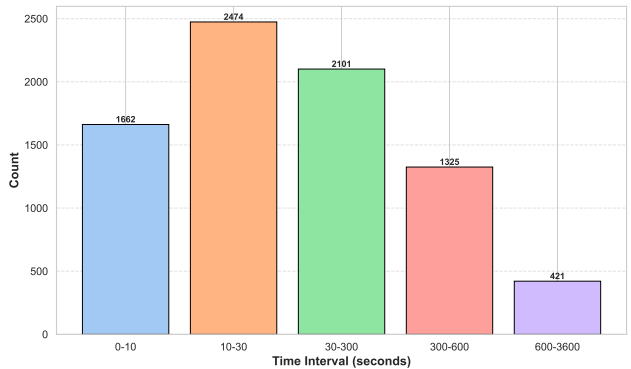


Figure 5. All videos length distribution.

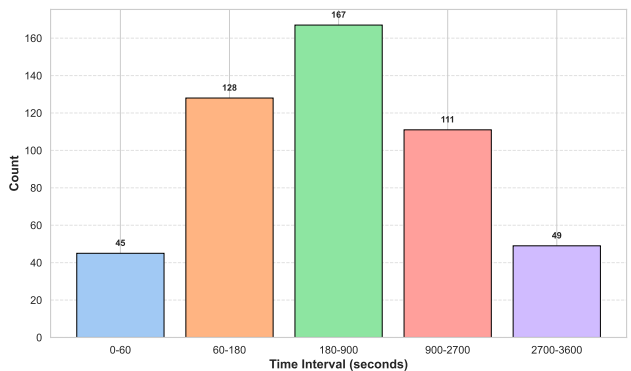


Figure 6. AVBench videos length distribution.

A.4. Cases

Figures 11 and 12 present illustrative examples of the outputs generated by our data generation pipeline. The questions are crafted to incorporate both audio and visual ele-

Prompts for Visual Captioning and Audio Captioning

(a) Visual System Prompt

You are a highly precise and detail-oriented video assistant. Your task is to describe videos with accuracy, providing clear and objective descriptions based solely on the content. Avoid guesses and any form of ambiguous language.

(b) Visual Captioning

Provide a thorough and detailed caption of this video. Include useful and notable details, covering background, environment, characters, objects, actions, colors, movements, and other notable features. Make the description as complete as possible.

Output: *video_segment_caption*

(c) Audio System Prompt

You are a highly precise and detail-oriented audio assistant. Your task is to describe sounds with accuracy, providing clear and objective descriptions based solely on the content. Avoid guesses and any form of ambiguous language.

(d) Audio Captioning

Please provide a detailed description of the given audio in fluent English, covering as many aspects as possible—including sound source, type of sound, pitch and timbre, rhythm and tempo, emotion and atmosphere, background environment, events or actions associated with the sound, and any other details that can enrich the description:

Output: *audio_segment_caption*

Figure 7. Prompts for captioning.

Prompts for Audio-Visual Description Fusion

(a) System Prompt

You are an excellent teacher and expert for Multimodal Information. Please provide a direct answer without any introductory phrases.

(b) Audio-Visual Fusion Prompt

From *start.time* to *end.time*:

Audio description: *audio_segment_caption*

Video description: *video_segment_caption*

You need to understand the given two descriptions and provide a fusion of them. The weight of both modalities is the same. Do not simply concatenate them together.

Output: *AV_segment_caption*

Figure 8. Prompts for audio-visual fusion.

ments, ensuring that they effectively test the multi-modal capabilities of the models. Additionally, we include temporal questions to further enhance the depth of learning and evaluation, enabling a more comprehensive assessment of the models’ understanding across time-dependent contexts. These diverse and carefully designed questions not only serve as a rigorous evaluation framework but also provide valuable resources for fine-tuning models, further enhancing their multi-modal and temporal reasoning capabilities.

B. Manual Quality Inspection for AVBench

We synthesized AVBench in the same way as SAVEn-Vid, but to ensure the quality of AVBench, we first ensured that each sample contained at least three or more events to guar-

antee the richness of the video content. Then, we manually conducted further checks on the synthesized AVBench, primarily focusing on 1) grammatical and formatting issues in the title descriptions, 2) issues of information redundancy and information leakage in the questions, ensuring that answers cannot be derived solely from the text information, and 3) questions that focus only on visual or auditory information. Through this process, we ultimately eliminated low-quality samples.

C. Training Details

We train SAVEnVideo for 1 epoch during the multimodal alignment stage and up to 2 epochs during the fine-tuning stage. Empirically, the global batch size and learning rate

Prompts for Segment Fusion

(a) System Prompt

You are an excellent teacher and expert for Multimodal Information. Please provide a direct answer without any introductory phrases.

(b) Visual Captions Fusion Prompt

Video descriptions: *video_segment_captions*

Please provide a fusion of the video description considering the time sequence and keeping the timestamps. You need to drop vague descriptions and speculative statement in the original description.

In addition, you need to check the content consistency in the original description. There could be descriptions that not align with others, you need to drop them and their timestamps when do the fusion

Once you start to fuse, use fluent language to connect into a coherent narrative. In the process of connecting, ensure that the timestamp information of each description is retained to maintain the accuracy of the time points. Add transitional phrases reasonably according to the logic and relevance of the content to make the entire text more natural.

Do not simply concatenate them. Try to be as concise as possible while retaining the most critical information.

Output: *final_video_caption*

(c) Audio Captions Fusion Prompt

Audio descriptions: *audio_segment_captions*

Please provide a fusion of the audio description considering the time sequence and keeping the timestamps. You need to drop vague descriptions and speculative statement in the original description.

In addition, you need to check the content consistency in the original description. There could be descriptions that not align with others, you need to drop them and their timestamps when do the fusion

Once you start to fuse, use fluent language to connect into a coherent narrative. In the process of connecting, ensure that the timestamp information of each description is retained to maintain the accuracy of the time points. Add transitional phrases reasonably according to the logic and relevance of the content to make the entire text more natural.

Do not simply concatenate them. Try to be as concise as possible while retaining the most critical information.

Output: *final_audio_caption*

(d) Audio-Visual Captions Fusion Prompt

Fused descriptions: *AV_segment_captions*

Please provide a fusion of the fused description considering the time sequence and keeping the timestamps. You need to drop vague descriptions and speculative statement in the original description.

In addition, you need to check the content consistency in the original description. There could be descriptions that not align with others, you need to drop them and their timestamps when do the fusion

Once you start to fuse, use fluent language to connect into a coherent narrative. In the process of connecting, ensure that the timestamp information of each description is retained to maintain the accuracy of the time points. Add transitional phrases reasonably according to the logic and relevance of the content to make the entire text more natural.

Do not simply concatenate them. Try to be as concise as possible while retaining the most critical information.

Output: *final_AV_caption*

Figure 9. Prompts for segment fusion.

are set to 512 and $2e-3$, respectively. For the Audio-Visual Temporal Fine-Tuning stage, we increase the global batch size to 1,024 and reduce the learning rate to $2e-4$.

All experiments are conducted on NVIDIA A-800 GPUs, leveraging mixed-precision training to optimize efficiency. SAVEnVideo processes video inputs by uniformly sampling 16 frames per video.

Prompts for QA Generation

(a) System Prompt

You are an excellent teacher and expert for Multimodal Information. Please provide a direct answer without any introductory phrases.

(b) Question Prompt

Audio description with timestamps: *final_audio_caption*

Video description with timestamps: *final_video_caption*

Audio and video description with timestamps: *final_AV_caption*

Please generate five diverse and challenging questions based on the provided audio-video descriptions.

You want to test students abilities of utilizing multimodal information and temporal understanding Remember to make sure the correct answers to your questions do not list information from the descriptions but compress them in a concise conclusion

requirements:

1. The questions must be based on the combined information from both the audio and video modalities, and the answers cannot be derived from a single modality.
2. The first and the second questions must not include any timestamp-related information in the question prompt.
3. The third and the forth questions must include timestamp information in the question prompt.
4. The fifth question should prompt the responder to select the correct time range from the answer choices, the answer choices are not needed for now, without mentioning timestamp-related information in the prompt.
5. The questions should not explicitly mention that they require the combination of both audio and video information to answer.
6. Note that when designing questions, ensure that the question stem does not contain any content that may hint at specific descriptive details. You should ask about audio and visul information (at a same time) directly.

For each question, mark them as 'Question 1, 2, 3, 4, 5: '. Below is an example of format

Question 1: <question text>

Question 2: <question text>

Question 3: <question text>

Question 4: <question text>

Question 5: <question text>

Output: *Questions*

(b) Answer Prompt

Audio description with timestamps: *final_audio_caption*

Video description with timestamps: *final_video_caption*

Audio and video description with timestamps: *final_AV_caption*

You want to test students abilities of utilizing multimodal information and temporal understanding

Question: *Questions*

Please provide a correct answer and three incorrect options. Format the output as follows:

Correct option: <correct option>

Option 1: <incorrect option>

Option 2: <incorrect option>

Option 3: <incorrect option>


Make it very difficult for students to find the correct answer among all the wrong answers.

All answers should be closely related to what happens in both video and audio.

However, ensure all of the correct answer compress/rewrite information from narrations them into a conise conclusion. Your answers should not mention any particular narrations.


Output: *Options*

Figure 10. Prompts for questions generation.



<p>Question 1</p> <p>Question Text: What can be inferred about the overall mood and setting of the training camp in Lanzarote, considering both the audio and visual elements?</p> <p>Options:</p> <ul style="list-style-type: none"> A: The training camp in Lanzarote is described as a solitary and isolated experience, with participants training independently and without much interaction. B: The training camp in Lanzarote is primarily focused on leisure activities, with minimal emphasis on physical training and preparation. C: The training camp in Lanzarote is depicted as a highly formal and rigid environment, with strict rules and little room for personal expression or relaxation. D: The training camp in Lanzarote is characterized by a blend of intense physical activity and a relaxed, supportive atmosphere, with a strong emphasis on preparation and camaraderie. <p>Correct Answer: D</p>	<p>Question 2</p> <p>Question Text: How does the transition from the initial outdoor setting to the planning session inside a room reflect the participants' preparation and mindset for the triathlon?</p> <p>Options:</p> <ul style="list-style-type: none"> A: The transition from the initial outdoor setting to the planning session inside a room highlights the participants' need for rest and recovery after an intense training session. B: The transition from the initial outdoor setting to the planning session inside a room suggests a break in the training schedule to allow participants to socialize and build team morale. C: The transition from the initial outdoor setting to the planning session inside a room indicates a shift in focus from individual training to team coordination and strategy. D: The transition from the initial outdoor setting to the planning session inside a room reflects the participants' methodical approach to preparation, balancing the physical demands of training with strategic planning and mental readiness. <p>Correct Answer: D</p>	<p>Question 3</p> <p>Question Text: At 00:03:57.480, what combination of sounds and visuals suggests a shift in the daily routine of the person, and how does this reflect their activities?</p> <p>Options:</p> <ul style="list-style-type: none"> A: The combination of the runner's steady pace, the sounds of chimes and mechanical operations, and the transition to a bedroom labeled "DAY 2" suggests a shift from a morning run to a session of swimming and water sports activities. B: The combination of the runner's steady pace, the sounds of chimes and mechanical operations, and the transition to a bedroom labeled "DAY 2" suggests a shift from a morning run to a visit to a local market for supplies. C: The combination of the runner's steady pace on a road, the sounds of chimes and mechanical operations, and the transition to a bedroom labeled "DAY 2" suggests a shift from morning exercise to rest and preparation for the next day's activities. D: The combination of the runner's steady pace, the sounds of chimes and mechanical operations, and the transition to a bedroom labeled "DAY 2" suggests a shift from a training camp to a leisurely afternoon at a resort. <p>Correct Answer: C</p>
<p>Question 4</p> <p>Question Text: From 00:05:53.160 to 00:08:07.200, how do the beachside conversations and the background music contribute to the atmosphere of the water sports activities?</p> <p>Options:</p> <ul style="list-style-type: none"> A: The beachside conversations and the background music have little impact on the atmosphere, as the focus is entirely on the technical aspects of the water sports activities and the physical challenges they present. B: The beachside conversations and the background music create a tense and competitive atmosphere, emphasizing the seriousness of the water sports activities and the high stakes involved. C: The beachside conversations and the background music create a relaxed yet energetic atmosphere, complementing the water sports activities and enhancing the sense of camaraderie and enjoyment among the participants. D: The beachside conversations and the background music contribute to a somber and reflective mood, highlighting the personal struggles and sacrifices of the participants in their training. <p>Correct Answer: C</p>	<p>Question 5</p> <p>Question Text: Which time range best captures the moment when the group prepares for a swimming activity on a sandy beach with clear, shallow waters and a partly cloudy sky?</p> <p>Options:</p> <ul style="list-style-type: none"> A: 00:10:28.120 - 00:11:52.840 B: 00:01:30.200 - 00:03:57.440 C: 00:03:57.480 - 00:05:53.120 D: 00:08:07.240 - 00:10:28.080 <p>Correct Answer: D</p>	

Figure 11. Our enhanced audio-visual QA example 1.



<p>Question 1</p> <p>Question Text: What does the combination of the grand setting, the man's confident stance, and the dramatic orchestral music suggest about the opening of the event?</p> <p>Options:</p> <ul style="list-style-type: none"> A: The opening of the event suggests a casual and relaxed atmosphere, with a focus on informal entertainment. B: The opening of the event suggests a technical briefing, emphasizing detailed information and data presentation. C: The opening of the event suggests a spontaneous and improvised gathering, with a focus on audience interaction and participation. D: The opening of the event suggests a formal and prestigious occasion, setting a tone of anticipation and grandeur. <p>Correct Answer: D</p>	<p>Question 2</p> <p>Question Text: How does the interaction between the performer in the white outfit and the horse puppet, along with the vibrant red and orange lighting, contribute to the overall atmosphere of the performance?</p> <p>Options:</p> <ul style="list-style-type: none"> A: The interaction between the performer in the white outfit and the horse puppet, along with the vibrant red and orange lighting, serves to create a chaotic and disorienting atmosphere, confusing the audience and detracting from the clarity of the performance's message. B: The interaction between the performer in the white outfit and the horse puppet, along with the vibrant red and orange lighting, primarily serves to highlight the technical skills of the performers, overshadowing the emotional and narrative aspects of the performance. C: The interaction between the performer in the white outfit and the horse puppet, combined with the vibrant red and orange lighting, creates a dynamic and engaging atmosphere that emphasizes the performance's energy and theatricality, drawing the audience deeper into the narrative. D: The interaction between the performer in the white outfit and the horse puppet, along with the vibrant red and orange lighting, creates a somber and reflective mood, emphasizing the loss and decline of a once-glorious setting, which contrasts sharply with the energetic music. <p>Correct Answer: C</p>	<p>Question 3</p> <p>Question Text: At 00:00:47.800 to 00:01:07.960, how does the visual depiction of the performer in the spotlight, surrounded by others in dark attire, complement the speaker's reflection on the decline of the Ponderosa Botanical Gardens?</p> <p>Options:</p> <ul style="list-style-type: none"> A: The visual depiction of a performer in the spotlight, surrounded by others in dark attire, emphasizes the dramatic tension and emotional depth of the performance, aligning with the overall theme of the Olivier Awards. B: The visual depiction of a performer in the spotlight, surrounded by others in dark attire, complements the speaker's reflection by symbolizing the contrast between the past glory and the current state of decline, mirroring the bittersweet sentiment of the speaker's words. C: The visual depiction of a performer in the spotlight, surrounded by others in dark attire, highlights the complexity of the performance, showing a mix of light and shadow that reflects the technical skills of the dancers. D: The visual depiction of a performer in the spotlight, surrounded by others in dark attire, creates a stark contrast that draws attention to the central performer, enhancing the visual impact of the stage design. <p>Correct Answer: A</p>
<p>Question 4</p> <p>Question Text: At 00:01:24.240 to 00:01:30.520, how does the instrumental music with a light-hearted tone enhance the visual of the performers engaged in a choreographed routine with the horse puppet?</p> <p>Options:</p> <ul style="list-style-type: none"> A: The light-hearted instrumental music contrasts sharply with the serious and somber tone of the performers, creating a dissonant and confusing atmosphere. B: The light-hearted instrumental music serves to highlight the historical context of the performance, emphasizing the traditional elements and cultural significance of the horse puppet. C: The light-hearted instrumental music complements the visual of the performers engaged in a choreographed routine with the horse puppet by enhancing the playful and engaging atmosphere, making the performance feel more dynamic and enjoyable. D: The light-hearted instrumental music underscores the technical precision of the performers, drawing attention to the complexity of the choreography and the skill required to operate the horse puppet. <p>Correct Answer: C</p>	<p>Question 5</p> <p>Question Text: During which segment does the performance feature a man singing angrily over a mix of electronic and acoustic instruments, while the stage is adorned with vibrant red and yellow hues and a performer in a large, elaborate zebra costume?</p> <p>Options:</p> <ul style="list-style-type: none"> A: From 00:00:47.800 to 00:01:07.960 B: From 00:03:02.720 to 00:03:23.000 C: From 00:01:24.240 to 00:01:30.520 D: From 00:02:07.680 to 00:02:34.760 <p>Correct Answer: D</p>	

Figure 12. Our enhanced audio-visual QA example 2.