

From Estimands to Robust Inference of Treatment Effects in Platform Trials

Yuhan Qian¹, Yifan Yi², Jun Shao³, Yanyao Yi⁴, Gregory Levin^{5*},
Nicole Mayer-Hamblett^{6,7,1}, Patrick J. Heagerty¹, Ting Ye^{1†}

¹Department of Biostatistics, University of Washington

²Department of Biostatistics, The University of Texas MD Anderson Cancer Center

³Department of Statistics, University of Wisconsin-Madison

⁴Global Statistical Sciences, Eli Lilly and Company

⁵Food and Drug Administration

⁶Seattle Children's Research Institute

⁷Department of Pediatrics, University of Washington

Abstract

A platform trial is an innovative clinical trial design that uses a master protocol (i.e., one overarching protocol) to evaluate multiple treatments in an ongoing manner and can accelerate the evaluation of new treatments. However, its flexibility introduces inferential challenges, with two fundamental ones being the precise definition of treatment effects and robust, efficient inference on these effects. Central to these challenges is defining an appropriate target population for the estimand, as the populations represented by some commonly used analysis approaches can arbitrarily depend on the randomization ratio or trial type. For the first time, this article presents a clear framework for constructing a clinically meaningful estimand with precise specificity regarding the population of interest. The proposed entire concurrently eligible (ECE) population not only preserves the integrity of randomized comparisons but also remains invariant to both the randomization ratio and trial type. This lays the groundwork for future design, analysis, and research of platform trials. Then, we develop weighting and post-stratification methods for estimation of treatment effects with minimal assumptions. To fully leverage the efficiency potential of platform trials, we also consider a model-assisted approach for baseline covariate adjustment to gain efficiency while maintaining robustness against model misspecification. We derive and compare asymptotic distributions of proposed estimators in theory and propose robust variance estimators. The proposed estimators are empirically evaluated in a simulation study and applied to the SIMPLIFY trial, using the R package RobinCID.

Keywords: Concurrently eligible individuals; Covariate adjustment; Estimand; Inverse probability weighting; Master protocols; Relative efficiency.

*This article reflects the views of the author and should not be construed to represent FDA's views or policies

†Correspond to tingye1@uw.edu.

1 Introduction

1.1 Background

The traditional paradigm of conducting a separate clinical trial for every investigational treatment has become ever more expensive and challenging (Saville and Berry, 2016; Woodcock and LaVange, 2017). As a result, the landscape of clinical trials has been evolving, to make clinical trials faster and more efficient while continuing to provide reliable information on safety and effectiveness (The White House Office of Science and Technology, 2023).

The platform trial has emerged as an innovative trial design to expedite the evaluation of potentially effective treatments (Berry et al., 2015; Saville and Berry, 2016; Woodcock and LaVange, 2017; Park et al., 2020; Gold et al., 2022; Burki, 2023; Pitre et al., 2023). It is a dynamic clinical trial that uses a master protocol (i.e., one overarching protocol) to evaluate multiple treatments in an ongoing manner, where new treatments can be added to the platform as they become available, and existing ones can leave the platform based on a finding of futility or efficacy. Such a trial structure not only streamlines operations but also has the potential to improve statistical efficiency by facilitating the sharing of data between different treatment evaluations (Mehta et al., 2023). The effectiveness of platform trials in addressing urgent medical challenges quickly is evidenced by the hallmark RECOVERY platform trial, which was designed to rapidly evaluate COVID-19 therapies during the pandemic (Normand, 2021; Buenconsejo et al., 2023). Platform trials are also attractive in the exploratory phase to quickly screen multiple treatments for diseases (Wang and Yee, 2019) and in rare diseases to enhance the chance of identifying effective treatments (Dhaenens et al., 2024). Two examples are in Section 2 to provide concrete illustrations.

1.2 Two fundamental gaps

While platform trials offer several advantages over traditional trials, they also pose challenges for statistical inference on treatment effects, as highlighted in a recent Food and Drug Administration draft guidance (FDA, 2023). Despite the growing number of platform trials being conducted or completed, and the expanding body of statistical literature

on the topic, two fundamental questions remain unaddressed.

1. *How to define a clinically meaningful estimand?*

An estimand is “a precise description of the treatment effect reflecting the clinical question posed by a given clinical trials objective” and is of ultimate importance (ICH E9 (R1), 2019). In platform trials, defining an estimand is challenging because multiple treatments may target different biomarker-defined subgroups of individuals and enter the trial at different times – complexities not present in traditional trials. Of the five estimand attributes in ICH E9 (R1) (2019), special care is needed when defining the population of interest. Many researchers (Lee and Wason, 2020; Dodd et al., 2021) and FDA (2023) have recommended using a population of individuals who are concurrently randomized and meet the eligibility criteria, as this preserves the integrity of randomized comparisons and avoids systematic differences between treatment groups due to measured and unmeasured factors. However, this general recommendation does not uniquely define the population, which can lead to ambiguity and confusion. For instance, in Example 1 in Section 3.2, a seemingly reasonable population (and thus the estimand) may depend arbitrarily on randomization probabilities, even though it technically follows the general recommendation in FDA (2023).

To address this question, in Section 3.2, we define a population for comparing two treatments (typically with one as a control) that not only follows the general recommendations in FDA (2023) but also respects the eligibility criteria while avoiding arbitrary dependencies on randomization probabilities. We refer to this as the *entire concurrently eligible* (ECE) population. Using Example 1 in Section 3.2, we explain why this population is sensible by drawing simple connections to traditional parallel-group trials. The corresponding estimand for the ECE population is defined in Section 3.3. Additionally, if a different target population is of interest, the ECE population can be re-weighted to resemble the target population. For the first time in the literature, our proposal shows how to construct a clinically meaningful estimand with clear specificity on the population of interest. Given the central importance of the estimand, our contribution enhances the

fundamental understanding of platform trials and lays the groundwork for future statistical research, including both frequentist and Bayesian analyses, as well as topics such as interim analysis and the use of nonconcurrent controls.

2. How to robustly estimate and infer the defined treatment effect?

The next challenge is estimating the defined estimand for the treatment effect. Given the adaptive nature of platform trials, where treatments can be added and removed, the available treatment options vary over time. This dynamic, coupled with different eligibility criteria for each treatment, means that the probabilities of treatment assignments can vary over time and individual characteristics — another complexity absent in traditional trials. Thus, naively comparing outcome means between two treatment arms may yield biased results, as in the case of Simpson’s paradox (Collignon et al., 2020; Park et al., 2020; Dodd et al., 2021; Lee et al., 2021; Meyer et al., 2021).

To fill this gap, we develop methods for estimating the target estimand using inverse probability weighting (IPW) or post-stratification to account for varying treatment assignment probabilities. We also consider model-assisted approaches for covariate adjustment to gain efficiency while maintaining robustness against model misspecification. To guide practitioners in selecting these methods, we derive the asymptotic variance and asymptotic relative efficiency of these estimation methods. These results are new and have not appeared in the literature.

1.3 Prior work in platform trials

The increasing popularity of platform trials has spurred a surge of research addressing their statistical challenges in both design and analysis. Many studies have focused on adaptive designs, which aim to efficiently screen candidate treatments and adaptively randomize individuals to the most promising treatments (Yuan et al., 2016; Kaizer et al., 2018; Ventz et al., 2018). Additionally, Bofill Roig et al. (2024) examined the optimal allocation ratios in these trials. A key concern in the analysis of platform trials is the potential for time trends, which can introduce bias when using nonconcurrent controls (Bofill Roig et al.,

2023). To address this, various strategies have been proposed to account for time trends in the analysis (Elm et al., 2012; Saville et al., 2022; Bofill Roig et al., 2022; Jiang et al., 2023; Wang et al., 2023; Guo et al., 2024). However, all these statistical methods have predominantly relied on correct modeling and are sensitive to model misspecification.

The literature on non-model-based approaches for concurrently eligible individuals is very limited. Marschner and Schou (2022) proposed stratification using enrollment windows, but did not account for other factors related to treatment and randomization. Huang et al. (2023) developed inference methods for time-to-event outcomes under a strong constancy assumption that, conditional on a discrete baseline covariate, the efficacy of treatments is invariant across enrollment windows.

There has been no rigorous investigation into defining a clinically meaningful estimand in a general framework, independent of specific studies or modeling assumptions, or into robustly estimating and inferring treatment effects in platform trials under the same minimal statistical assumptions used in traditional clinical trials.

1.4 Outline of the article

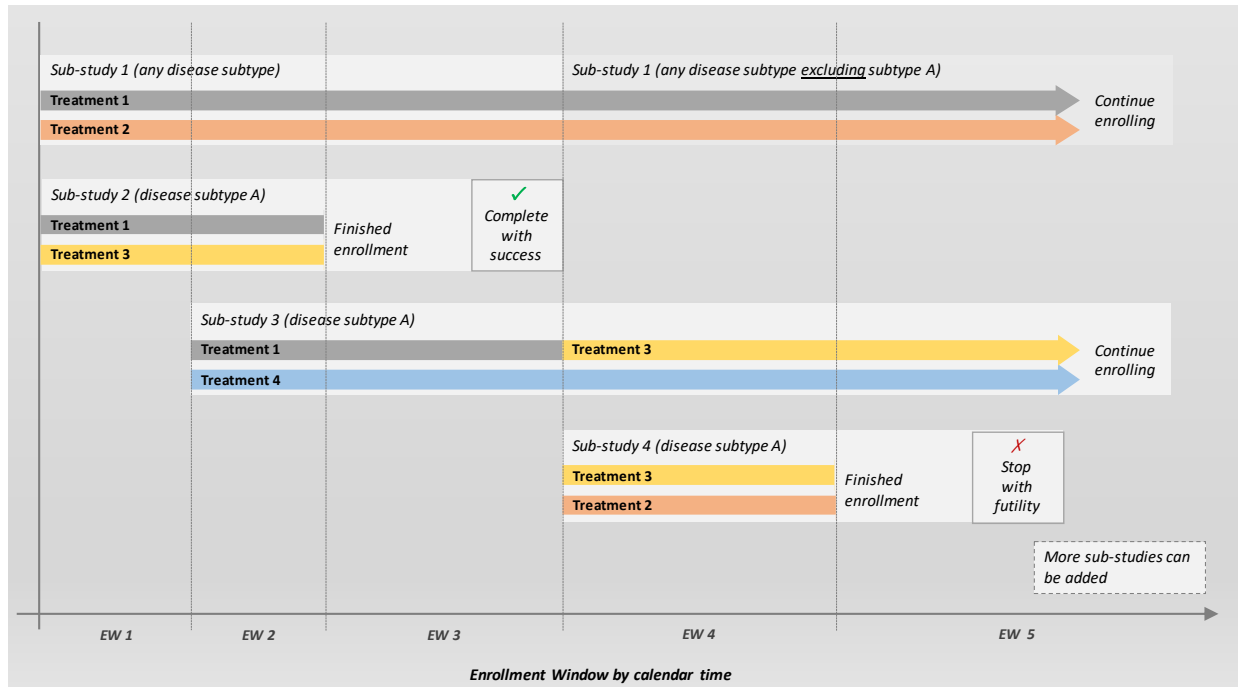
Section 2 shows a stylized example and a real platform trial design. Section 3 introduces and discusses the proposed ECE population and corresponding estimand. In Section 4, we develop robust estimation methods, without or with covariate adjustment. Section 5 establishes the asymptotic distributions and relative efficiency of the proposed estimators. In Section 6, we provide robust variance estimators. Simulation results, along with an application of our methods to the SIMPLIFY trial (Mayer-Hamblett et al., 2023), are presented in Section 7. We conclude with a summary and recommendations in Section 8.

2 Examples of Platform Trials

2.1 A stylistic example

First, we present a stylistic example of platform trials in two forms. The first is a *sub-study platform trial*, illustrated in Figure 1(a), which evaluates treatments in separate sub-studies. The second is a *multi-arm platform trial*, shown in Figure 1(b), which evaluates multiple

(a) Sub-Study Platform Trials



(b) Multi-Arm Platform Trials

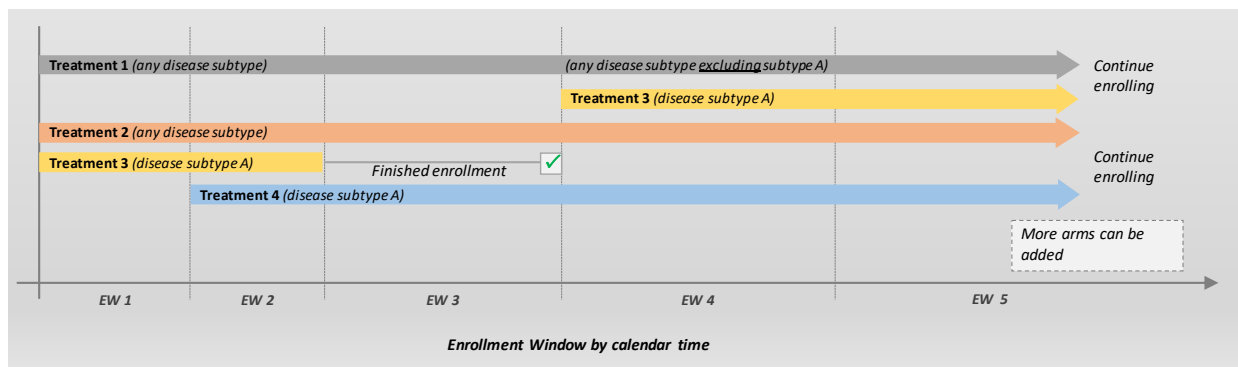


Figure 1: A stylistic example of two forms: (a) sub-study platform trials, (b) multi-arm platform trials. Each box in (a) represents a sub-study and its status. Each striped block within a box in (a) or standalone in (b) represents the enrollment period for a treatment evaluated. The horizontal axis shows calendar time, divided into discrete windows based on changes in available treatments for enrollment, such as the initiation or conclusion of a sub-study or treatment enrollment period.

treatments without dividing the platform trial into sub-studies.

The sub-study platform trial in Figure 1(a) comprises four sub-studies, each containing a randomized controlled comparison of two treatments. Initiating or stopping a sub-study is governed by a master protocol. Additionally, each sub-study has an intervention-specific

appendix outlining protocol elements specific to that sub-study. Individuals are randomized first to eligible sub-studies and subsequently to treatment arms within a sub-study, which gives explicit treatment allocation probabilities for every subject, sufficient for the identification of treatment effects and statistical analysis. Real trials resembling this structure include Lung-MAP for lung cancer (Herbst et al., 2015; Redman et al., 2020) and an ongoing trial for chronic pain (ClinicalTrials.gov, NCT05986292).

The following is a narrative of Figure 1(a) according to the order of enrollment windows.

Enrollment Window 1. There are two initial sub-studies. All individuals are eligible to sub-study 1, while sub-study 2 is restricted to individuals with disease subtype A. Individuals in sub-study 1 are randomized to treatment 1 or 2. Individuals with subtype A are randomized to sub-study 1 or 2, and then randomized to treatment 1 or 3 if they are in sub-study 2.

Enrollment Window 2. Sub-study 3 is added to the platform trial when a new intervention treatment 4 becomes available for disease subtype A. Following this addition, an individual with subtype A is randomly assigned to either sub-study 1, 2, or 3, and subsequently randomized to the treatments being assessed within the respective sub-study.

Enrollment Window 3. After sub-study 2 reaches full enrollment, it closes its enrollment. Later during this period, treatment 3 meets the pre-specified success criteria.

Enrollment Window 4. Since treatment 3 has been demonstrated to be superior to treatment 1 for subtype A, it replaces treatment 1 as the control in sub-study 3. Moreover, sub-study 1 excludes individuals with subtype A, and sub-study 4 is introduced to continue comparing treatment 2 with the new control treatment 3 for subtype A.

Enrollment Window 5. Sub-study 4 has finished its planned enrollment and is no longer accepting new individuals. Later during this period, treatment 2 is stopped with futility.

In Figure 1(b), we reframe the same platform trial into a multi-arm format. In enrollment window 1, there are three initial treatment arms: investigational treatments 2 and 3 and treatment 1 serving as the common control. In this window, individuals with subtype A can be randomized to any of the three arms, while those with subtypes other than A can

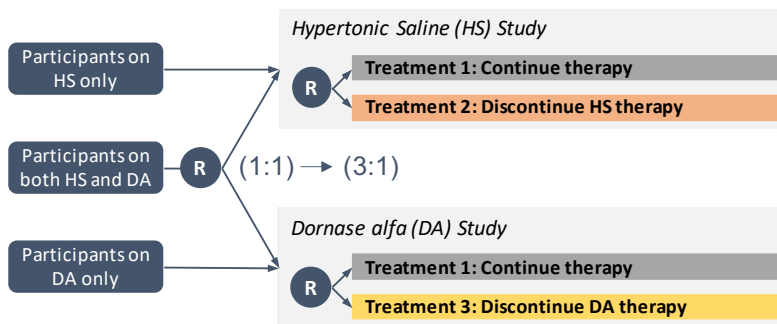


Figure 2: SIMPLIFY study design. All enrolled individuals have initiated ETI for at least 90 days and belong to one of three groups based on medication use when entering the trial: those on HS only, those on DA only, and those on both therapies. Individuals on a single therapy enter the corresponding study, while those on both are randomized to the HS or DA study, initially with a 1:1 ratio, then a 3:1 ratio after January 14, 2022. All individuals in HS study (or DA study) are randomized 1:1 to continue or discontinue HS (or DA).

only be randomized to treatments 1 or 2. Descriptions for subsequent enrollment windows are omitted due to their similarity with Figure 1(a). Examples of real trials that follow this structure include the STAMPEDE trial for prostate cancer (Sydes et al., 2012) and the RECOVERY trial for COVID-19 therapies (Normand, 2021).

As exemplified in Figure 1, platform trials can be very flexible: adding new sub-studies and/or treatments with new interventions and different eligibility, dropping treatments or sub-studies, and changing the control in the middle of the trial.

2.2 A real example: the SIMPLIFY trial

Our second example is a real platform design alias SIMPLIFY for people with cystic fibrosis (Mayer-Hamblett et al., 2023).

The outcome is the 6-week mean absolute change in percent-predicted forced expiratory volume in one second (ppFEV₁). Figure 2 depicts the SIMPLIFY study design.

3 Estimand

3.1 Randomization procedures in platform trials

Consider a platform trial with J treatments. For each individual, let \mathbf{W} be a vector of all observed baseline variables (e.g., baseline covariates and enrollment window by calendar

time) not affected by the treatment, A be the treatment assignment indicator that equals j if the individual is assigned to arm j , $Y^{(j)}$ be the potential outcome under treatment j , $j = 1, \dots, J$ (Neyman, 1923; Rubin, 1974), and $Y = Y^{(A)}$ be the observed outcome. We assume throughout that $(\mathbf{W}_i, Y_i^{(1)}, \dots, Y_i^{(J)}, A_i)$, $i = 1, \dots, n$, is an independent and identically distributed sample of size n from $(\mathbf{W}, Y^{(1)}, \dots, Y^{(J)}, A)$ with finite second-order moments. The following is assumed for randomization in platform trials.

Assumption 1 (Randomization). *There exists an observed baseline variable Z such that $A \perp (\mathbf{W}, Y^{(1)}, \dots, Y^{(J)}) \mid Z$ and $P(A = j \mid Z) = \pi_j(Z)$, where \perp stands for independence, \mid stands for conditioning, $0 \leq \pi_j(Z) < 1$, $j = 1, \dots, J$, are known treatment assignment probabilities once Z is known, and $\sum_{j=1}^J \pi_j(Z) = 1$.*

Assumption 1 highlights a fundamental difference between the randomization procedure used in platform trials versus traditional clinical trials. In traditional trials, the randomization probability is typically a fixed positive constant. However, in platform trials, this probability, $\pi_j(Z)$, varies depending on a baseline variable Z and may be zero for some treatments. Typically, Z is discrete and may include the enrollment window (defined by calendar time), study site, and key individual characteristics. For example, the enrollment window determines whether a treatment has active enrollment, the study site can determine whether a treatment is available in trials in which some sites do not offer all active enrolling treatments, and individual characteristics can determine the treatments for which an individual is eligible in trials with some treatment-specific eligibility criteria. Hence, $\pi_j(Z)$ may be zero if treatment j has not entered the platform trial or has closed its enrollment, is not offered at a particular site, or if an individual does not meet the eligibility criteria for treatment j . Additionally, non-zero values of $\pi_j(Z)$ can differ over time and individual characteristics. Values of $\pi_j(Z)$, $j = 1, \dots, J$, are known by design, but $\pi_j(Z)$ should be viewed as random due to the randomness of Z .

The examples in Figure 1 illustrate these dynamics, where $Z = (Z_{\text{win}}, Z_{\text{sub}})$, Z_{win} represents the enrollment window by calendar time, and Z_{sub} is the disease subtype (A or not A).

Consider the sub-study platform trial in Figure 1(a), assuming randomization with equal probabilities for simplicity. If individual i with subtype A enters the trial during enrollment window 1 in which only sub-studies 1 and 2 are open, this individual is randomized to either sub-study with equal probability. If randomized to sub-study 1, the individual is further randomized to treatment 1 or 2 with equal probability. If randomized to sub-study 2, the individual is further randomized to treatment 1 or 3 with equal probability. Consequently, for this individual i , $\pi_1(Z_i) = 0.5 \times 0.5 + 0.5 \times 0.5 = 0.5$, $\pi_2(Z_i) = 0.5 \times 0.5 = 0.25$, $\pi_3(Z_i) = 0.5 \times 0.5 = 0.25$, with all other $\pi_j(Z_i)$ values equal to 0. If another individual i' without subtype A enters the trial during the same enrollment window 1, then this individual is assigned to sub-study 1 with probability 1. Consequently, $\pi_1(Z_{i'}) = \pi_2(Z_{i'}) = 0.5$ and all other $\pi_j(Z_{i'})$ values are 0. Similarly, if another individual i'' with subtype A enters the trial during enrollment window 2 in which sub-studies 1,2,3 are open, this individual has $\pi_1(Z_{i''}) = 0.5$, $\pi_2(Z_{i''}) = \pi_3(Z_{i''}) = \pi_4(Z_{i''}) = 1/6$. These cases exemplify how the positivity and values of $\pi_j(Z)$ can vary with Z .

3.2 Population

Building on the discussion in Section 1.2, we now formally define the population of interest for comparing two treatments j and k (one of which is typically a control). In this paper, population specifically refers to the population of individuals used to define the estimand.

Definition 1 (ECE population). *For the given treatments j and k , the entire concurrently eligible (ECE) population is a population of all individuals who meet the eligibility criteria for both treatments and could potentially be enrolled during a time period when both treatments are available, and therefore could have been randomized to either treatment. Formally, the ECE population is a population of all individuals with $\pi_j(Z) > 0$ and $\pi_k(Z) > 0$.*

The ECE population is a population of all individuals who could *potentially* be assigned to both treatments j and k , rather than the population represented by those *actually* assigned to these treatments. In traditional parallel-group trials, this distinction is often

Trial population by enrollment window (EW)				Population for treatment comparison	
Enrollment window (% of population)	EW1 (33%)	EW2 (67%)	Entire Trial (100%)		
% mild disease	30%	60%	50%	TRT 2 vs TRT 1	
% moderate disease	70%	40%	50%		
Traditional Parallel-Group trials				ECE population	Population assigned to TRT 1 or 2
Design 1				50% mild, 50% moderate	50% mild, 50% moderate
	Design 1'				
Platform Trials				ECE population	Population assigned to TRT 1 or 2
Design 2				50% mild, 50% moderate	47% mild, 53% moderate
	Design 2'				45% mild, 55% moderate
Design 3					(within sub-study 1) 42% mild, 58% moderate

Figure 3: Comparison of traditional parallel-group and platform trials in a hypothetical trial population with mild to moderate disease in Example 1.

overlooked because the potential and actual populations coincide. However, in platform trials, this issue has been brought to the forefront. We now present two simple stylistic examples to illustrate why using the population represented by those who are actually assigned to the two treatments or sub-studies may lead to unexpected problems. In Example 1, where all participants are eligible for all treatments, the focus is on how changing treatment allocation probabilities over time can cause issues in defining the population. In Example 2, all treatments start enrollment simultaneously, and the focus is on how different eligibility criteria for different treatments complicates population definition.

Example 1. Figure 3 outlines various trial designs for evaluating three treatments, with the entire trial population eligible for all treatments. Over time, participant characteristics shift, with a higher proportion of participants having mild disease during enrollment window 2. We focus on the population for comparing treatment 2 versus treatment 1.

If adopting a traditional parallel-group trial design (designs 1 and 1'), since every par-

ticipant in the trial population has a positive probability of receiving either treatment, the ECE population is the entire trial population (comprising 50% mild and 50% moderate disease). This population is typically the default choice for comparing treatments 1 and 2.

In a platform trial design, the ECE population is still the same as the entire trial population, regardless of the platform trial type (design 2 vs. design 3) or specific randomization probabilities (design 2 vs. design 2'). Therefore, the ECE population is reasonable, as the population for comparing treatments 1 and 2 should not change based on whether the trial follows a traditional parallel-group design or a platform trial of different types, nor should it be influenced by randomization probabilities, as long as the treatment availability and eligibility criteria remain the same.

However, in platform trials, it is common to see statistical analyses that naively subset participants assigned to treatment 1 or 2 (in designs 2 and 2') or assigned to sub-study 1 (in design 3). The population represented by these analyses is the population of individuals assigned to some specific treatments or sub-studies. While these are concurrently eligible populations, they are not the ECE population and can be unexpectedly influenced by the trial design and randomization ratios. For instance, in designs 2 and 2', changing the allocation probabilities during enrollment window 2 from $(1/3, 1/3, 1/3)$ to $(1/4, 1/4, 1/2)$ alters the analysis population from 47% mild disease to 45% mild disease. Similarly, switching from design 2 to design 3 changes the analysis population further, to 42% mild disease. In contrast, the ECE population for treatments 1 and 2 remains the entire trial population, with 50% mild disease. This illustrates that focusing only on the analysis population assigned to specific arms or sub-studies can lead to unpredictable changes in population characteristics, which could be problematic.

Lastly, we remark that the practice of focusing on the analysis populations assigned to specific treatments or sub-studies likely originates from traditional parallel-group trials. In traditional trials, these issues do not arise because the constant randomization ratio ensures that the analysis population in any arm coincides with the ECE population.

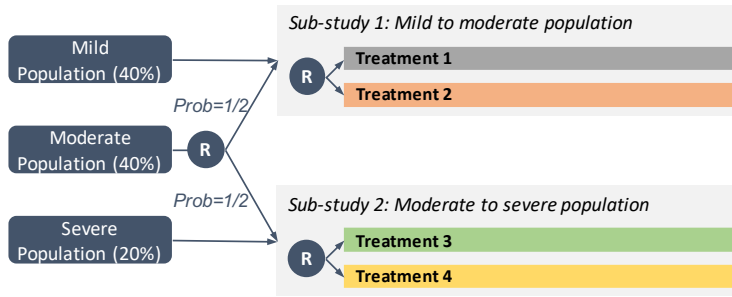


Figure 4: A hypothetical platform trial in Example 2, with a population with different disease severity (mild, moderate, and severe).

Example 2. Consider a platform trial in which all treatments begin enrollment simultaneously. There are two sub-studies: one evaluates treatments 1 and 2 in a population with mild to moderate disease, and the other evaluates treatments 3 and 4 in a population with moderate to severe disease. The moderate disease population is randomized between the two sub-studies in a 1:1 ratio. These two populations are commonly of interest in the context of ulcerative colitis (FDA, 2022). Suppose the overall disease population consists of 40% mild, 40% moderate, and 20% severe disease.

When studying treatments in the mild-to-moderate population, the target population has 50% mild and 50% moderate disease. As shown in Figure 4, the ECE population for comparing treatments 1 and 2 exactly represents this population of interest, with 50% mild and 50% moderate disease. However, if we consider only those participants assigned to treatments 1 or 2, or those within sub-study 1, the analysis population may arbitrarily depend on the randomization ratio between sub-studies. For instance, if the allocation probability of the moderate disease population to sub-study 1 changes from 1/2 to 1/4, the resulting population in sub-study 1 changes to 80% mild and 20% moderate disease.

In summary, the ECE population preserves the integrity of randomized comparison, is invariant to the randomization ratio or platform trial type, and aligns with the intention-to-treat principle (ICH E9, 1998). It is an appropriate population for both traditional and platform trials, and is especially useful for providing a clear and logical framework for defining populations when evaluating treatment effects in platform trials. In contrast, any

population defined by actual treatment assignments or sub-study allocations may not be reasonable, as they can be quite arbitrary and influenced by trial design or specific randomization probabilities. Additionally, individuals outside the ECE population have zero probability of being assigned to either treatment j or k , due to ineligibility or unavailability of treatments, thereby necessitating extrapolation.

In some situations, other populations, such as subgroups defined by specific characteristics, enrollment windows, or re-weighted populations from different enrollment windows, may be of interest. For example, in COVID-19 trials with rapidly evolving variants, the population enrolled during later windows, when newer variants are prevalent, may hold the greatest clinical relevance. The ECE population weights each enrollment window according to its natural size, but alternative weights that reflect clinical priorities can also be considered. In any case, we recommend starting with the ECE population as the baseline, then considering its subgroups or applying weighting to reflect the target population of interest. This approach offers clarity and specificity in defining the population of interest and helps avoid potential pitfalls, as demonstrated in Examples 1 and 2. Moreover, the ECE population is crucial in other areas of statistical research, such as when using nonconcurrent controls to improve trial efficiency, as it provides a clear reference point for evaluating both efficiency gains and potential bias. These topics will be explored in future research.

3.3 Treatment effect for the ECE population

With the population now clearly defined, we propose the following estimand to define the treatment effect for two given treatments j and k within the ECE population:

$$\boldsymbol{\vartheta}_{jk} = \begin{pmatrix} \theta_{jk} \\ \theta_{kj} \end{pmatrix} = \begin{pmatrix} E(Y^{(j)} \mid \pi_j(Z) > 0, \pi_k(Z) > 0) \\ E(Y^{(k)} \mid \pi_j(Z) > 0, \pi_k(Z) > 0) \end{pmatrix}, \quad (1)$$

where θ_{jk} and θ_{kj} depend on j and k because the ECE population depends on them. A contrast of the estimand in (1) is an unconditional treatment effect for the ECE population, averaging across all eligible participants and over time during which the enrollment window is open. For example, the treatment effect of j versus k can be defined as the linear contrast

$\theta_{jk} - \theta_{kj}$, the ratio θ_{jk}/θ_{kj} , or some other function of $\boldsymbol{\vartheta}_{jk}$.

Due to differences in the populations, θ_{jk} and θ_{kj} in (1) differ from $E(Y^{(j)})$ and $E(Y^{(k)})$, respectively, which are the means for the entire platform trial population and may include individuals who are non-concurrent or ineligible for treatments j and k . Additionally, the estimand in (1) differs from the treatment effect for those assigned to specific arms/sub-studies, as it truly respects the eligibility criteria for the given pair of treatments being compared, rather than on the subset assigned to particular arms/sub-studies.

4 Estimation Methods

4.1 Analysis set

The *analysis set*, distinct from the population used to define the estimand, refers to the sample used in statistical analysis. While the ECE population is uniquely specified, the analysis set is not unique and can include multiple options. To maximize efficiency, the analysis set can include all concurrently eligible individuals in the index set $\mathcal{I}_{jk} = \{i : \pi_j(Z_i) > 0, \pi_k(Z_i) > 0\}$. However, practical considerations may lead to using a subset of \mathcal{I}_{jk} . For example, when applying a partial blinding strategy (FDA, 2023) or if other sub-studies remain blinded at the time of analysis, it may be preferable to restrict the analysis set to individuals within a specific sub-study. In these cases, the analysis set is a biased sample of the ECE population and requires appropriate corrections. A general discussion of analysis sets and the conditions they must satisfy is provided in Section S2 of the Supplement. To focus our discussions, in the following, we consider either the analysis set defined by \mathcal{I}_{jk} (with covariate adjustment) or the subset $\mathcal{I}_{jk} \cap \{i : A_i = j \text{ or } A_i = k\}$ (without covariate adjustment), where \cap denotes the intersection of two sets.

4.2 Naive method

After we define the estimand, the next challenge is estimating each component of $\boldsymbol{\vartheta}_{jk}$ in (1), because even among the concurrently eligible individuals defined by $\pi_j(Z) > 0$ and $\pi_k(Z) > 0$, these non-zero probabilities $\pi_j(Z)$ and $\pi_k(Z)$ may still vary over time and individual characteristics, leading to confounding.

A naive method is to estimate the component θ_{jk} by the sample mean \bar{Y}_{jk} of Y_i 's from individuals with $\pi_j(Z_i) > 0$, $\pi_k(Z_i) > 0$, and $A_i = j$. However, \bar{Y}_{jk} is typically biased for θ_{jk} under platform trials as it overlooks confounding by Z , i.e., the fact that Z affects both treatment and outcome. Specifically, as shown in the Supplement, as $n \rightarrow \infty$,

$$\bar{Y}_{jk} \rightarrow \frac{E\{\pi_j(Z)E(Y^{(j)} | Z) | \pi_j(Z) > 0, \pi_k(Z) > 0\}}{E\{\pi_j(Z) | \pi_j(Z) > 0, \pi_k(Z) > 0\}} \quad \text{in probability.} \quad (2)$$

The limit of \bar{Y}_{jk} in (2) is not equal to θ_{jk} in (1) unless either $\pi_j(Z)$ does not vary with Z or $Y^{(j)} \perp Z$. Take the trial described in Figure 1 as an example, where $\pi_j(Z)$ varies with Z (which does not occur in traditional clinical trials), the condition $Y^{(j)} \perp Z$ unrealistically rules out the influence of disease subtype on the outcome, as well as potential temporal effects, such as later recruited individuals being healthier than those recruited earlier. The problem with the naive estimator \bar{Y}_{jk} arises from confounding by $\pi_j(Z)$, not from conditioning on $\pi_j(Z) > 0$ and $\pi_k(Z) > 0$.

4.3 Inverse probability weighting

As noted in Section 4.2, the naive approach is biased because it does not account for confounding by Z . Under Assumption 1, since the true probability of receiving treatment, $\pi_j(Z)$, is known, this confounding can be addressed through inverse probability weighting (IPW). Notably, weighting by $\pi_j(Z)$ also helps correct for sample bias, as IPW uses only those assigned to treatment j , which might otherwise be a biased sample from the ECE population in platform trials (see the discussion at the end of Section 3.2).

The IPW identification formula is (the proof is in the Supplement):

$$\theta_{jk} = E\left\{ \frac{I(A=j)Y}{\pi_j(Z)} \mid \pi_j(Z) > 0, \pi_k(Z) > 0 \right\}, \quad (3)$$

where $I(\cdot)$ denotes the indicator function. Formula (3) naturally suggests the following IPW estimator of θ_{jk} , which is widely used in survey sampling (Horvitz and Thompson, 1952) and causal inference (Rosenbaum and Rubin, 1983),

$$\hat{\theta}_{jk}^{\text{ipw}} = \frac{1}{n_{jk}} \sum_{i \in \mathcal{I}_{jk}} \frac{I(A_i = j)Y_i}{\pi_j(Z_i)},$$

where $\mathcal{I}_{jk} = \{i : \pi_j(Z_i) > 0, \pi_k(Z_i) > 0\}$ and n_{jk} is the number of elements in \mathcal{I}_{jk} .

This IPW estimator may be improved by the following stabilized IPW (SIPW) (Hájek, 1971; Robins et al., 2000) estimator, which normalizes the weights $I(A_i = j)/\pi_j(Z_i)$ for $i \in \mathcal{I}_{jk}$ to sum to 1:

$$\hat{\theta}_{jk}^{\text{sipw}} = \left\{ \sum_{i \in \mathcal{I}_{jk}} \frac{I(A_i = j)}{\pi_j(Z_i)} \right\}^{-1} \sum_{i \in \mathcal{I}_{jk}} \frac{I(A_i = j)Y_i}{\pi_j(Z_i)}.$$

Both the IPW and SIPW estimators are asymptotically normal (Theorem 1 of Section 5).

The IPW and SIPW methods utilize some covariate information through weighting with $\pi_j(Z)$. To improve efficiency, we can adjust for Z and other baseline covariates using a model-assisted approach (Tsiatis et al., 2008; Ye et al., 2023; Bannick et al., 2023), which incorporates these covariates through a *working model* between the outcome and covariates and produces an asymptotically unbiased estimator even if the working model is incorrect. This robustness makes model-assisted approaches increasingly popular and recommended by the regulatory agencies (ICH E9, 1998; EMA, 2015; FDA, 2021).

Specifically, let $\mathbf{X} \subset \mathbf{W}$ denote the observed vector of baseline covariates for adjustment, which may overlap with Z . We estimate $E(Y^{(j)} \mid \mathbf{X}, \pi_j(Z) > 0, \pi_k(Z) > 0, A = j)$ by $\hat{\mu}_{jk}(\mathbf{X})$, using a working model that may be misspecified. For continuous outcomes, $\hat{\mu}_{jk}(\mathbf{X})$ is usually from least squares regression of $Y^{(j)}$ on \mathbf{X} using data with $\pi_j(Z) > 0, \pi_k(Z) > 0$ and $A = j$. For binary outcomes, $\hat{\mu}_{jk}(\mathbf{X})$ is often obtained from a logistic working model. After $\hat{\mu}_{jk}(\cdot)$ is obtained, we can adjust for \mathbf{X} using the augmented inverse probability weighting (AIPW) (Robins et al., 1994), resulting in the following AIPW estimator of θ_{jk} ,

$$\hat{\theta}_{jk}^{\text{aipw}} = \frac{1}{n_{jk}} \sum_{i \in \mathcal{I}_{jk}} \frac{I(A_i = j)\{Y_i - \hat{\mu}_{jk}(\mathbf{X}_i)\}}{\pi_j(Z_i)} + \frac{1}{n_{jk}} \sum_{i \in \mathcal{I}_{jk}} \hat{\mu}_{jk}(\mathbf{X}_i).$$

Interestingly, in its last term, the AIPW estimator leverages covariate information from all individuals within \mathcal{I}_{jk} , including those not receiving treatments j or k . For example, in Figure 1(a), when estimating the effect of treatment 3 versus treatment 1 at the end of enrollment window 2 using AIPW, the estimator also incorporates covariate data from subtype A individuals assigned to treatment 2 (in sub-study 1) and treatment 4 (in sub-study 3) during enrollment windows 1 and 2. These covariate data are not used in the

IPW and SIPW estimators. Thus, AIPW offers a robust method to pool data from all individuals within \mathcal{I}_{jk} , thereby further extracting the potential of efficiency gain through platform trials.

Similarly, one can use the stabilized AIPW (SAIPW) estimator by normalizing the weights $I(A_i = j)/\pi_j(Z_i)$ for $i \in \mathcal{I}_{jk}$, resulting in the following SAIPW estimator of θ_{jk} ,

$$\hat{\theta}_{jk}^{\text{saipw}} = \left\{ \sum_{i \in \mathcal{I}_{jk}} \frac{I(A_i = j)}{\pi_j(Z_i)} \right\}^{-1} \sum_{i \in \mathcal{I}_{jk}} \frac{I(A_i = j)\{Y_i - \hat{\mu}_{jk}(\mathbf{X}_i)\}}{\pi_j(Z_i)} + \frac{1}{n_{jk}} \sum_{i \in \mathcal{I}_{jk}} \hat{\mu}_{jk}(\mathbf{X}_i).$$

Both AIPW and SAIPW estimators are asymptotically normal (Theorem 1 in Section 5).

4.4 Post-stratification

When $\pi_j(Z)$ takes discrete values, an alternative method to account for the varying $\pi_j(Z)$ is to stratify individuals based on the values that $\pi_j(Z)$ can take. This approach is known as post-stratification in sample surveys (Fuller, 2009) or sub-classification in the causal inference literature (Rosenbaum and Rubin, 1984). Specifically, for a given pair j and k , we divide all concurrently eligible individuals in \mathcal{I}_{jk} into a finite number of strata $\mathcal{I}_{jk}^{(1)}, \dots, \mathcal{I}_{jk}^{(H_{jk})}$, where H_{jk} is the number of strata, such that within each stratum $\mathcal{I}_{jk}^{(h)}$, the values of $\pi_j(Z_i)$ and $\pi_k(Z_i)$ are constant, denoted as $\pi_j(\mathcal{I}_{jk}^{(h)})$ and $\pi_k(\mathcal{I}_{jk}^{(h)})$, respectively, for all i in $\mathcal{I}_{jk}^{(h)}$.

The resulting post-stratification (PS) estimator of θ_{jk} is

$$\hat{\theta}_{jk}^{\text{ps}} = \frac{1}{n_{jk}} \sum_{h=1}^{H_{jk}} \frac{n(\mathcal{I}_{jk}^{(h)})}{n_j(\mathcal{I}_{jk}^{(h)})} \sum_{i \in \mathcal{I}_{jk}^{(h)}} I(A_i = j)Y_i = \frac{1}{n_{jk}} \sum_{h=1}^{H_{jk}} n(\mathcal{I}_{jk}^{(h)})\bar{Y}_j(\mathcal{I}_{jk}^{(h)}),$$

where $n(\mathcal{I}_{jk}^{(h)})$ is the number of individuals in $\mathcal{I}_{jk}^{(h)}$, $n_j(\mathcal{I}_{jk}^{(h)})$ is the number of individuals in $\mathcal{I}_{jk}^{(h)}$ with $A_i = j$, and $\bar{Y}_j(\mathcal{I}_{jk}^{(h)})$ is the sample mean of Y_i 's for units in $\mathcal{I}_{jk}^{(h)}$ with $A_i = j$. This estimator does not need stabilizing, as the sum of weights in $\hat{\theta}_{jk}^{\text{ps}}$ is equal to 1. Compared with the SIPW, the PS requires an extra step of constructing strata for every pair j and k .

The idea of PS also appeared in Marschner and Schou (2022), but their approach of stratifying by enrollment window is inadequate unless Z consists solely of enrollment time. For instance, in Figure 1, Z includes both the disease subtype and the enrollment window; in the SIMPLIFY example in Figure 2, Z is the indicator of HS and/or DA and there is

only a single enrollment window. On the other hand, stratifying according to all joint levels of enrollment window and disease subtype is unnecessary. Our proposed method of stratification ensures that $\pi_j(Z)$ and $\pi_k(Z)$ remain constant within each post-stratum, which is exactly what is required to handle the issue of varying $\pi_j(Z)$ and $\pi_k(Z)$. It is important to note that post-stratification with redundant strata may lead to excessively small strata, adversely affecting the finite sample performance of PS estimator or its variance estimator; this is further explored through simulation results and discussed in Section 7.1.

The PS approach utilizes covariate information by stratifying through $\mathcal{I}_{jk}^{(1)}, \dots, \mathcal{I}_{jk}^{(H_{jk})}$. To adjust for additional covariates, we apply AIPW separately within each stratum and then combine the results using weighted averages. This gives the following adjusted post-stratification (APS) estimator of θ_{jk} ,

$$\hat{\theta}_{jk}^{\text{aps}} = \frac{1}{n_{jk}} \sum_{h=1}^{H_{jk}} \frac{n(\mathcal{I}_{jk}^{(h)})}{n_j(\mathcal{I}_{jk}^{(h)})} \sum_{i \in \mathcal{I}_{jk}^{(h)}} I(A_i = j) \{Y_i - \hat{\mu}_{jk}(\mathbf{X}_i)\} + \frac{1}{n_{jk}} \sum_{i \in \mathcal{I}_{jk}} \hat{\mu}_{jk}(\mathbf{X}_i).$$

5 Asymptotic Theory

5.1 Asymptotic normality

To develop the asymptotic theory for estimators of $\boldsymbol{\vartheta}_{jk}$ involving covariate adjustment, we need the following standard condition that the estimated working model $\hat{\mu}_{jk}$ converges to a well-defined limit μ_{jk} , where the working model can be misspecified.

Assumption 2 (Stability). *For any given j and k , there exists a function $\mu_{jk}(\cdot)$ with finite $E_X\{\mu_{jk}^2(\mathbf{X})\}$ such that, as $n \rightarrow \infty$, $E_X\{\hat{\mu}_{jk}(\mathbf{X}) - \mu_{jk}(\mathbf{X})\}^2 \rightarrow 0$ in probability with respect to the randomness of $\hat{\mu}_{jk}(\cdot)$ as a function of data, where E_X is the expectation with respect to \mathbf{X} . If $\hat{\mu}_{jk}(\cdot)$ is not from a finite-dimensional parametric model, then $\mu_{jk}(\cdot)$ and $\hat{\mu}_{jk}(\cdot)$ also need to satisfy the Donsker condition stated in Section S2 of the Supplement.*

Theorem 1 shows that all six estimators described in Section 4 are consistent in estimating $\boldsymbol{\vartheta}_{jk}$ and are asymptotically normal under minimal statistical assumptions. In what follows, $E_{jk} = E_{kj}$, $\text{Var}_{jk} = \text{Var}_{kj}$, and $\text{Cov}_{jk} = \text{Cov}_{kj}$ denote respectively the expectation, variance, and covariance conditioned on $\pi_j(Z) > 0$ and $\pi_k(Z) > 0$. Similarly,

$E_{jk}(\cdot | S) = E_{kj}(\cdot | S)$, $\text{Var}_{jk}(\cdot | S) = \text{Var}_{kj}(\cdot | S)$, and $\text{Cov}_{jk}(\cdot | S) = \text{Cov}_{kj}(\cdot | S)$ denote these quantities further conditioned on S .

Theorem 1. *Under Assumption 1, and Assumption 2 if covariates are adjusted, for fixed j and k , and $\star \in \{\text{ipw}, \text{sipw}, \text{aipw}, \text{saipw}, \text{ps}, \text{aps}\}$, $n_{jk}^{1/2}(\hat{\boldsymbol{\vartheta}}_{jk}^{\star} - \boldsymbol{\vartheta}_{jk})$ converges in distribution as $n \rightarrow \infty$ to the bivariate normal with mean vector 0 and covariance matrix $\boldsymbol{\Sigma}_{jk}^{\star}$, where $\hat{\boldsymbol{\vartheta}}_{jk}^{\star} = (\hat{\theta}_{jk}^{\star}, \hat{\theta}_{kj}^{\star})^T$, \mathbf{a}^T is the vector transpose of \mathbf{a} , and the explicit expression of $\boldsymbol{\Sigma}_{jk}^{\star}$ is given in each of the following specific case.*

(a) For the IPW estimator $\hat{\boldsymbol{\vartheta}}_{jk}^{\text{ipw}}$,

$$\boldsymbol{\Sigma}_{jk}^{\text{ipw}} = E_{jk} \left[\text{diag} \left\{ \frac{(Y^{(j)})^2}{\pi_j(Z)}, \frac{(Y^{(k)})^2}{\pi_k(Z)} \right\} \right] - \boldsymbol{\vartheta}_{jk} \boldsymbol{\vartheta}_{jk}^T,$$

where $\text{diag}\{a_1, a_2\}$ denotes the diagonal matrix $\begin{pmatrix} a_1 & 0 \\ 0 & a_2 \end{pmatrix}$ throughout.

(b) For the SIPW estimator $\hat{\boldsymbol{\vartheta}}_{jk}^{\text{sipw}}$,

$$\boldsymbol{\Sigma}_{jk}^{\text{sipw}} = E_{jk} \left[\text{diag} \left\{ \frac{(Y^{(j)} - \theta_{jk})^2}{\pi_j(Z)}, \frac{(Y^{(k)} - \theta_{kj})^2}{\pi_k(Z)} \right\} \right].$$

(c) For the AIPW estimator $\hat{\boldsymbol{\vartheta}}_{jk}^{\text{aipw}}$,

$$\boldsymbol{\Sigma}_{jk}^{\text{aipw}} = E_{jk} \left[\text{diag} \left\{ \frac{\{Y^{(j)} - \mu_{jk}(\mathbf{X})\}^2}{\pi_j(Z)}, \frac{\{Y^{(k)} - \mu_{kj}(\mathbf{X})\}^2}{\pi_k(Z)} \right\} \right] + \boldsymbol{\Lambda}_{jk} - \boldsymbol{\delta}_{jk} \boldsymbol{\delta}_{jk}^T,$$

where $\boldsymbol{\delta}_{jk} = (\delta_{jk}, \delta_{kj})^T$, $\delta_{jk} = E_{jk}\{Y^{(j)} - \mu_{jk}(\mathbf{X})\}$, μ_{jk} is the limit of $\hat{\mu}_{jk}$ given in Assumption 2, and $\boldsymbol{\Lambda}_{jk}$ is a symmetric matrix of order 2 with two diagonal elements $\lambda_{jk} = 2 \text{Cov}_{jk}\{Y^{(j)}, \mu_{jk}(\mathbf{X})\} - \text{Var}_{jk}\{\mu_{jk}(\mathbf{X})\}$ and λ_{kj} , and the off-diagonal element $c_{jk} = c_{kj} = \text{Cov}_{jk}\{Y^{(j)}, \mu_{kj}(\mathbf{X})\} + \text{Cov}_{jk}\{Y^{(k)}, \mu_{jk}(\mathbf{X})\} - \text{Cov}_{jk}\{\mu_{jk}(\mathbf{X}), \mu_{kj}(\mathbf{X})\}$.

(d) For the SAIPW estimator $\hat{\boldsymbol{\vartheta}}_{jk}^{\text{saipw}}$,

$$\boldsymbol{\Sigma}_{jk}^{\text{saipw}} = E_{jk} \left[\text{diag} \left\{ \frac{\{Y^{(j)} - \mu_{jk}(\mathbf{X}) - \delta_{jk}\}^2}{\pi_j(Z)}, \frac{\{Y^{(k)} - \mu_{kj}(\mathbf{X}) - \delta_{kj}\}^2}{\pi_k(Z)} \right\} \right] + \boldsymbol{\Lambda}_{jk}.$$

(e) For the PS estimator $\hat{\boldsymbol{\vartheta}}_{jk}^{\text{ps}}$,

$$\boldsymbol{\Sigma}_{jk}^{\text{ps}} = E_{jk} \left[\text{diag} \left\{ \frac{\text{Var}_{jk}(Y^{(j)}|S)}{\pi_j(S)}, \frac{\text{Var}_{jk}(Y^{(k)}|S)}{\pi_k(S)} \right\} \right] + \text{Var}_{jk}\{E_{jk}(Y^{(j)} | S), E_{jk}(Y^{(k)} | S)\},$$

where S is the covariate for post-stratification, i.e., for individual i , $S_i = \mathcal{I}_{jk}^{(h)}$ if and only if $i \in \mathcal{I}_{jk}^{(h)}$, and $\pi_j(S) = P(A = j | S) = \pi_j(Z)$ by Lemma S1 in the Supplement.

(f) For the APS estimator $\hat{\boldsymbol{\vartheta}}_{jk}^{\text{aps}}$,

$$\begin{aligned} \Sigma_{jk}^{\text{aps}} &= E_{jk} \left[\text{diag} \left\{ \frac{\text{Var}_{jk}\{Y^{(j)} - \mu_{jk}(\mathbf{X}) | S\}}{\pi_j(S)}, \frac{\text{Var}_{jk}\{Y^{(k)} - \mu_{kj}(\mathbf{X}) | S\}}{\pi_k(S)} \right\} \right] \\ &\quad + E_{jk} \{ \Lambda_{jk}(S) \} + \text{Var}_{jk} \{ E_{jk}(Y^{(j)} | S), E_{jk}(Y^{(k)} | S) \}, \end{aligned}$$

where $\Lambda_{jk}(S)$ is Λ_{jk} with λ_{jk} and c_{jk} replaced by $\lambda_{jk}(S) = 2\text{Cov}_{jk}\{Y^{(j)}, \mu_{jk}(\mathbf{X}) | S\} - \text{Var}_{jk}\{\mu_{jk}(\mathbf{X}) | S\}$ and $c_{jk}(S) = \text{Cov}_{jk}\{Y^{(j)}, \mu_{kj}(\mathbf{X}) | S\} + \text{Cov}_{jk}\{Y^{(k)}, \mu_{jk}(\mathbf{X}) | S\} - \text{Cov}_{jk}\{\mu_{jk}(\mathbf{X}), \mu_{kj}(\mathbf{X}) | S\}$, respectively.

All technical proofs are given in the Supplement. The results in Theorem 1 and the efficiency comparison in Section 5.2 are new to the literature and differ from existing results for IPW or AIPW estimators using alternative weights, such as estimated propensity scores (Robins et al., 1994; Lunceford and Davidian, 2004). Furthermore, our results include PS and APS estimators and hold regardless of whether the working model is correctly specified. The asymptotic covariance matrices are explicitly given, which motivates robust variance estimators in Section 6.

5.2 Efficiency comparison

We compare the asymptotic relative efficiency between pairs of six estimators in the subsequent corollaries. The first two results focus on comparing the efficiency of stabilized versus unstabilized estimators.

Corollary 1 (Comparison of IPW and SIPW). *Under Assumption 1, $\Sigma_{jk}^{\text{ipw}} - \Sigma_{jk}^{\text{sipw}} = E_{jk} \left[\text{diag} \left\{ \frac{\theta_{jk}^2}{\pi_j(Z)}, \frac{\theta_{kj}^2}{\pi_k(Z)} \right\} \right] - \boldsymbol{\vartheta}_{jk} \boldsymbol{\vartheta}_{jk}^T + 2 \text{diag} \left\{ \text{Cov}_{jk} \left\{ Y^{(j)}, \frac{\theta_{jk}}{\pi_j(Z)} \right\}, \text{Cov}_{jk} \left\{ Y^{(k)}, \frac{\theta_{kj}}{\pi_k(Z)} \right\} \right\}$.*

Although $E_{jk} \left[\text{diag} \left\{ \frac{\theta_{jk}^2}{\pi_j(Z)}, \frac{\theta_{kj}^2}{\pi_k(Z)} \right\} \right] - \boldsymbol{\vartheta}_{jk} \boldsymbol{\vartheta}_{jk}^T$ is positive semidefinite, the asymptotic relative efficiency of IPW versus SIPW is indefinite because the covariances may have arbitrary signs; see Section S7 of the Supplement for more discussions. Nonetheless, SIPW is often more efficient in simulations (see Section 7). SIPW is also preferable due to its invariance to outcome shifts for estimating $\theta_{jk} - \theta_{kj}$, i.e., adding a constant to every outcome does not change $\hat{\theta}_{jk}^{\text{sipw}} - \hat{\theta}_{kj}^{\text{sipw}}$ but does affect $\hat{\theta}_{jk}^{\text{ipw}} - \hat{\theta}_{kj}^{\text{ipw}}$ (Ding, 2023). For these reasons, we do not consider IPW in the remaining efficiency comparisons.

Corollary 2 (Comparison of AIPW and SAIPW). *Under Assumptions 1-2,*
 $\Sigma_{jk}^{\text{aipw}} - \Sigma_{jk}^{\text{saipw}} = E_{jk} \left[\text{diag} \left\{ \frac{\delta_{jk}^2}{\pi_j(Z)}, \frac{\delta_{kj}^2}{\pi_k(Z)} \right\} \right] - \boldsymbol{\delta}_{jk} \boldsymbol{\delta}_{jk}^T + 2 \text{diag} \left\{ \text{Cov}_{jk} \left\{ Y^{(j)} - \mu_{jk}(\mathbf{X}), \frac{\delta_{jk}}{\pi_j(Z)} \right\}, \right.$
 $\left. \text{Cov}_{jk} \left\{ Y^{(k)} - \mu_{kj}(\mathbf{X}), \frac{\delta_{kj}}{\pi_k(Z)} \right\} \right\}.$

Corollary 2 shows that the AIPW and SAIPW estimators are asymptotically equivalent, i.e., $\Sigma_{jk}^{\text{aipw}} = \Sigma_{jk}^{\text{saipw}}$, under the condition $\delta_{jk} = \delta_{kj} = 0$, which holds for many widely-used regression models, such as generalized linear models with canonical links, even when the working models are not correctly specified. Later discussions about adjustment (7) shows that, even if the initial $\hat{\mu}_{jk}(\mathbf{X})$ does not meet this condition, it can be readily modified by (7) to satisfy this requirement. Therefore, AIPW and SAIPW are usually asymptotically equivalent and we do not include AIPW in the rest of the efficiency comparisons.

The next two results show when covariate adjustment leads to an efficiency gain.

Corollary 3 (Comparison of SIPW and SAIPW). *Under Assumptions 1-2 and*

$$E_{jk} \{ Y^{(j)} - \mu_{jk}(\mathbf{X}) \mid S \} = \delta_{jk}, \quad E_{jk} \{ Y^{(k)} - \mu_{kj}(\mathbf{X}) \mid S \} = \delta_{kj}, \quad (4)$$

$$\text{Cov}_{jk} \{ Y^{(j)} - \mu_{jk}(\mathbf{X}), \mu_{jk}(\mathbf{X}) \mid S \} = \text{Cov}_{jk} \{ Y^{(k)} - \mu_{kj}(\mathbf{X}), \mu_{kj}(\mathbf{X}) \mid S \} = 0, \quad (5)$$

$$\text{Cov}_{jk} \{ Y^{(j)} - \mu_{jk}(\mathbf{X}), \mu_{kj}(\mathbf{X}) \} = \text{Cov}_{jk} \{ Y^{(k)} - \mu_{kj}(\mathbf{X}), \mu_{jk}(\mathbf{X}) \} = 0, \quad (6)$$

where S is the covariate for post-stratification as defined in Theorem 1(e), the SAIPW estimator $\hat{\boldsymbol{\theta}}_{jk}^{\text{saipw}}$ is asymptotically more efficient than the SIPW estimator $\hat{\boldsymbol{\theta}}_{jk}^{\text{sipw}}$, i.e.,

$$\Sigma_{jk}^{\text{sipw}} - \Sigma_{jk}^{\text{saipw}} = E_{jk} \left[\text{diag} \left\{ \frac{\{\mu_{jk}(\mathbf{X}) - \mu_{jk}\}^2}{\pi_j(S)}, \frac{\{\mu_{kj}(\mathbf{X}) - \mu_{kj}\}^2}{\pi_k(S)} \right\} \right] - \text{Var}_{jk} \{ \mu_{jk}(\mathbf{X}), \mu_{kj}(\mathbf{X}) \}$$

is positive definite, where $\mu_{jk} = E_{jk} \{ \mu_{jk}(\mathbf{X}) \}$ and $\mu_{kj} = E_{jk} \{ \mu_{kj}(\mathbf{X}) \}$, unless either one of $\text{Var}_{jk} \{ \mu_{jk}(\mathbf{X}) \}$ and $\text{Var}_{jk} \{ \mu_{kj}(\mathbf{X}) \}$ is 0 or $\pi_j(S) + \pi_k(S) = 1$ and the correlation between $\mu_{jk}(\mathbf{X})$ and $\mu_{kj}(\mathbf{X})$ is ± 1 , in which case $\Sigma_{jk}^{\text{sipw}} - \Sigma_{jk}^{\text{saipw}}$ is positive semidefinite.

When covariate adjustment for \mathbf{X} is applied, the SAIPW estimator is not necessarily more efficient than the SIPW estimator if the working models are incorrect. Conditions (4)-(6) in Corollary 3 are sufficient for guaranteeing an efficiency gain after covariate adjustment in estimating any differentiable function of $\boldsymbol{\theta}$, except in the trivial scenario where one of

$\mu_{jk}(\mathbf{X})$ and $\mu_{kj}(\mathbf{X})$ is constant or $\pi_j(S) + \pi_k(S) = 1$ (there are only two treatments in the platform trial) and $\mu_{jk}(\mathbf{X})$ and $\mu_{kj}(\mathbf{X})$ are linearly dependent. Actually, condition (4) holds without loss of generality since it can always be achieved by replacing $\hat{\mu}_{jk}(\mathbf{X})$ with

$$\tilde{\mu}_{jk}(\mathbf{X}) = \hat{\mu}_{jk}(\mathbf{X}) + \frac{1}{n_{jk}(S)} \sum_{i \in \mathcal{I}_{jk}, A_i = j, S_i = S} \{Y_i^{(j)} - \hat{\mu}_{jk}(\mathbf{X}_i)\}, \quad (7)$$

where $n_{jk}(S)$ is the number of elements in $\{i \in \mathcal{I}_{jk}, A_i = j, S_i = S\}$. The corresponding limit of $\tilde{\mu}_{jk}(\mathbf{X})$ in Assumption 2 is $\mu_{jk}(\mathbf{X}) + E_{jk}\{Y^{(j)} - \mu_{jk}(\mathbf{X}) \mid S\}$ satisfying (4) with $\delta_{jk} = \delta_{kj} = 0$. Conditions (5)-(6) hold when working models are correct. Otherwise, they require certain construction of $\hat{\mu}_{jk}(\mathbf{X})$ and $\hat{\mu}_{kj}(\mathbf{X})$ that has (5)-(6) embedded. For example, (4)-(6) hold if applying a linear ANHECOVA working model that includes S and its interaction with \mathbf{X} (Ye et al., 2023), or applying joint calibration when a non-linear working model is used (Bannick et al., 2023); see S11 in the Supplement for details.

In fact, (4)-(6) always hold for the SAIPW estimator with $\mathbf{X} = S$, i.e., the SAIPW estimator with $\hat{\mu}_{jk}(\mathbf{X}) = \bar{Y}_j(S)$, which is the sample mean of Y_i 's for $i \in \mathcal{I}_{jk}$, $A_i = j$, and $S_i = S$. This is because, with S as the stratum indicator, the limit of $\bar{Y}_j(S)$ is $E_{jk}(Y^{(j)} \mid \mathbf{X} = S)$, which is always a correct working model, and consequently conditions (4)-(6) hold. Therefore, the SAIPW estimator with $\mathbf{X} = S$ is asymptotically more efficient than the SIPW estimator according to Corollary 3 and it is used in later corollaries to bridge the comparison between IPW-type and PS-type estimators.

Corollary 4 indicates a guaranteed efficiency gain after covariate adjustment on top of post-stratification, except in some trivial scenarios.

Corollary 4 (Comparison of PS and APS). *Under Assumptions 1-2 and (4)-(6), the APS estimator $\hat{\boldsymbol{\vartheta}}_{jk}^{\text{apw}}$ is asymptotically more efficient than the PS estimator $\hat{\boldsymbol{\vartheta}}_{jk}^{\text{ps}}$, i.e.,*

$$\boldsymbol{\Sigma}_{jk}^{\text{ps}} - \boldsymbol{\Sigma}_{jk}^{\text{aps}} = E_{jk} \left[\text{diag} \left\{ \frac{\text{Var}_{jk}\{\mu_{jk}(\mathbf{X}) \mid S\}}{\pi_j(S)}, \frac{\text{Var}_{jk}\{\mu_{kj}(\mathbf{X}) \mid S\}}{\pi_k(S)} \right\} - \text{Var}_{jk}\{\mu_{jk}(\mathbf{X}), \mu_{kj}(\mathbf{X}) \mid S\} \right]$$

is positive definite, unless either one of $\text{Var}_{jk}\{\mu_{kj}(\mathbf{X}) \mid S\}$ and $\text{Var}_{jk}\{\mu_{jk}(\mathbf{X}) \mid S\}$ is 0 or $\pi_j(S) + \pi_k(S) = 1$ and the correlation between $\mu_{jk}(\mathbf{X})$ and $\mu_{kj}(\mathbf{X})$ conditioned on S is ± 1 , in which case $\boldsymbol{\Sigma}_{jk}^{\text{ps}} - \boldsymbol{\Sigma}_{jk}^{\text{aps}}$ is positive semidefinite.

To compare the PS estimator with the IPW-type estimator, intuitively the PS estimator is asymptotically more efficient than the SIPW estimator because the former utilizes S as a covariate in post-stratification whereas the latter only partially uses covariates through weighting. For a fair comparison, the PS estimator should be compared with the SAIPW estimator with $\mathbf{X} = S$, i.e., both estimators fully adjust for the discrete covariate S . The following result shows the asymptotic equivalence between these two estimators.

Corollary 5 (Comparison of PS and SAIPW with $\mathbf{X} = S$). *Under Assumption 1, $\hat{\boldsymbol{\theta}}_{jk}^{\text{ps}}$ and $\hat{\boldsymbol{\theta}}_{jk}^{\text{saipw}}$ with $\mathbf{X} = S$ have the same asymptotic covariance matrix.*

The last corollary compares APS and SAIPW with the same covariate adjustment. It demonstrates that when both estimators adjust for \mathbf{X} using a working model that satisfies condition (4), the APS estimator is asymptotically equivalent to the SAIPW estimator.

Corollary 6 (Comparison of APS and SAIPW). *Under Assumptions 1-2 and condition (4), $\hat{\boldsymbol{\theta}}_{jk}^{\text{aps}}$ and $\hat{\boldsymbol{\theta}}_{jk}^{\text{saipw}}$ have the same asymptotic covariance matrix.*

It follows from Corollaries 4-6 that, under (4)-(6), SAIPW with $\mathbf{X} \supset S$ is more efficient than SAIPW with $\mathbf{X} = S$.

All the efficiency comparisons are summarized in Figure 5.

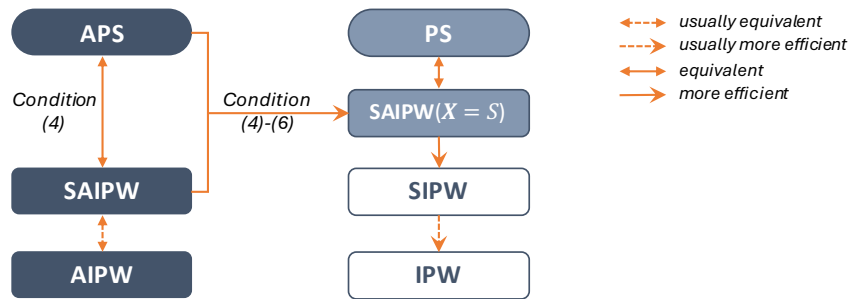


Figure 5: Efficiency comparisons among all robust estimators.

Lastly, we discuss the data used by the estimation methods as an informal way to conceptualize the efficiency comparison. When comparing treatments j and k , all methods can robustly utilize the outcome data from arms j and k within \mathcal{I}_{jk} , which may achieve

substantial efficiency gains compared to traditional stand-alone trials. Furthermore, covariate adjustment methods (including PS, APS, AIPW, and SAIPW) can leverage additional strata and covariate information from all individuals within \mathcal{I}_{jk} , even those assigned to arms other than j and k . This can lead to further efficiency gains, especially in platform trials with many arms.

6 Robust Variance Estimation

To robustly assess variability and conduct large sample inference, it is essential to obtain consistent estimators of the asymptotic covariance matrices in Theorem 1 for various estimators of $\boldsymbol{\theta}_{jk}$, regardless of whether the working models are correct or misspecified.

For IPW-type estimators, we propose the following estimators of covariance matrices:

$$\begin{aligned}\hat{\Sigma}_{jk}^{\text{ipw}} &= \frac{1}{n_{jk}} \sum_{i \in \mathcal{I}_{jk}} \text{diag} \left\{ \frac{I(A_i=j)Y_i^2}{\pi_j^2(Z_i)}, \frac{I(A_i=k)Y_i^2}{\pi_k^2(Z_i)} \right\} - \hat{\boldsymbol{\theta}}_{jk} \hat{\boldsymbol{\theta}}_{jk}^T, \\ \hat{\Sigma}_{jk}^{\text{sipw}} &= \frac{1}{n_{jk}} \sum_{i \in \mathcal{I}_{jk}} \text{diag} \left\{ \frac{I(A_i=j)(Y_i - \hat{\theta}_{jk})^2}{\pi_j^2(Z_i)}, \frac{I(A_i=k)(Y_i - \hat{\theta}_{kj})^2}{\pi_k^2(Z_i)} \right\}, \\ \hat{\Sigma}_{jk}^{\text{aipw}} &= \frac{1}{n_{jk}} \sum_{i \in \mathcal{I}_{jk}} \text{diag} \left\{ \frac{I(A_i=j)\{Y_i - \hat{\mu}_{jk}(\mathbf{X}_i)\}^2}{\pi_j^2(Z_i)}, \frac{I(A_i=k)\{Y_i - \hat{\mu}_{kj}(\mathbf{X}_i)\}^2}{\pi_k^2(Z_i)} \right\} + \hat{\Lambda}_{jk} - \hat{\boldsymbol{\delta}}_{jk} \hat{\boldsymbol{\delta}}_{jk}^T, \\ \hat{\Sigma}_{jk}^{\text{saipw}} &= \frac{1}{n_{jk}} \sum_{i \in \mathcal{I}_{jk}} \text{diag} \left\{ \frac{I(A_i=j)\{Y_i - \hat{\mu}_{jk}(\mathbf{X}_i) - \hat{\delta}_{jk}\}^2}{\pi_j^2(Z_i)}, \frac{I(A_i=k)\{Y_i - \hat{\mu}_{kj}(\mathbf{X}_i) - \hat{\delta}_{kj}\}^2}{\pi_k^2(Z_i)} \right\} + \hat{\Lambda}_{jk},\end{aligned}$$

where $\hat{\boldsymbol{\theta}}_{jk} = (\hat{\theta}_{jk}, \hat{\theta}_{kj})^T$, $\hat{\theta}_{jk}$ is any estimator of θ_{jk} , $\hat{\boldsymbol{\delta}}_{jk} = (\hat{\delta}_{jk}, \hat{\delta}_{kj})^T$, $\hat{\delta}_{jk} = n_{jk}^{-1} \sum_{i \in \mathcal{I}_{jk}} I(A_i = j)\{Y_i - \hat{\mu}_{jk}(\mathbf{X}_i)\}/\pi_j(Z_i)$, $\hat{\Lambda}_{jk}$ is Λ_{jk} with λ_{jk} and c_{jk} respectively estimated by $\hat{\lambda}_{jk} = 2\hat{q}_{jk}^{(j)} + \hat{\sigma}_{jk}^2$ and $\hat{c}_{jk} = \hat{q}_{kj}^{(j)} + \hat{q}_{jk}^{(k)} + \hat{q}_{jk}^{(j)}$, $\hat{q}_{jk}^{(j)}$ is the sample covariance of $(Y_i^{(j)} - \hat{\mu}_{jk}(\mathbf{X}_i), \hat{\mu}_{jk}(\mathbf{X}_i))$'s with $i \in \mathcal{I}_{jk}$ and $A_i = j$, $\hat{q}_{kj}^{(j)}$ is $\hat{q}_{jk}^{(j)}$ with $\hat{\mu}_{jk}(\mathbf{X}_i)$ switched to $\hat{\mu}_{kj}(\mathbf{X}_i)$, $\hat{q}_{jk}^{(k)}$ is $\hat{q}_{jk}^{(j)}$ with $Y_i^{(j)}$ switched to $Y_i^{(k)}$, $\hat{\sigma}_{jk}^2$ and $\hat{\sigma}_{kj}^2$ are the diagonal entries and \hat{q}_{jk} is the off-diagonal entry of the sample covariance matrix of $(\hat{\mu}_{jk}(\mathbf{X}_i), \hat{\mu}_{kj}(\mathbf{X}_i))$'s with $i \in \mathcal{I}_{jk}$.

For the PS and APS estimators, we propose the following estimators of Σ_{jk}^{ps} and Σ_{jk}^{aps} ,

$$\begin{aligned}\hat{\Sigma}_{jk}^{\text{ps}} &= \sum_{h=1}^{H_{jk}} \frac{n(\mathcal{I}_{jk}^{(h)})}{n_{jk}} \text{diag} \left\{ \frac{\hat{\sigma}_j^2(\mathcal{I}_{jk}^{(h)})}{\hat{\pi}_j(\mathcal{I}_{jk}^{(h)})}, \frac{\hat{\sigma}_k^2(\mathcal{I}_{jk}^{(h)})}{\hat{\pi}_k(\mathcal{I}_{jk}^{(h)})} \right\} + \hat{\Gamma}_{jk} \\ \hat{\Sigma}_{jk}^{\text{aps}} &= \sum_{h=1}^{H_{jk}} \frac{n(\mathcal{I}_{jk}^{(h)})}{n_{jk}} \left[\text{diag} \left\{ \frac{\hat{\tau}_j^2(\mathcal{I}_{jk}^{(h)})}{\hat{\pi}_j(\mathcal{I}_{jk}^{(h)})}, \frac{\hat{\tau}_k^2(\mathcal{I}_{jk}^{(h)})}{\hat{\pi}_k(\mathcal{I}_{jk}^{(h)})} \right\} + \hat{\Lambda}_{jk}(\mathcal{I}_{jk}^{(h)}) \right] + \hat{\Gamma}_{jk},\end{aligned}$$

where $\hat{\pi}_j(\mathcal{I}_{jk}^{(h)}) = n_j(\mathcal{I}_{jk}^{(h)})/n(\mathcal{I}_{jk}^{(h)})$, $\hat{\sigma}_j^2(\mathcal{I}_{jk}^{(h)})$ is the sample variance of Y_i 's with $i \in \mathcal{I}_{jk}^{(h)}$ and $A_i = j$, $\hat{\tau}_j^2(\mathcal{I}_{jk}^{(h)})$ is the sample variance of $\{Y_i - \hat{\mu}_{jk}(\mathbf{X}_i)\}$'s with $i \in \mathcal{I}_{jk}^{(h)}$ and $A_i = j$, $\hat{\Lambda}_{jk}(\mathcal{I}_{jk}^{(h)})$ is Λ_{jk} with λ_{jk} and c_{jk} estimated respectively by $\hat{\lambda}_{jk}(\mathcal{I}_{jk}^{(h)}) = 2\hat{q}_{jk}^{(j)}(\mathcal{I}_{jk}^{(h)}) + \hat{\sigma}_{jk}^2(\mathcal{I}_{jk}^{(h)})$ and $\hat{c}_{jk}(\mathcal{I}_{jk}^{(h)}) = \hat{q}_{kj}^{(j)}(\mathcal{I}_{jk}^{(h)}) + \hat{q}_{jk}^{(k)}(\mathcal{I}_{jk}^{(h)}) + \hat{q}_{jk}(\mathcal{I}_{jk}^{(h)})$, $\hat{q}_{jk}^{(j)}(\mathcal{I}_{jk}^{(h)})$, $\hat{q}_{kj}^{(j)}(\mathcal{I}_{jk}^{(h)})$, $\hat{\sigma}_{jk}^2(\mathcal{I}_{jk}^{(h)})$, and $\hat{q}_{jk}(\mathcal{I}_{jk}^{(h)})$ are respectively the same as $\hat{q}_{jk}^{(j)}$, $\hat{q}_{kj}^{(j)}$, $\hat{\sigma}_{jk}^2$, and \hat{q}_{jk} previously defined in $\hat{\Sigma}_{jk}^{\text{aipw}}$ but with the index i restricted to $i \in \mathcal{I}_{jk}^{(h)}$, $\hat{\Gamma}_{jk}$ is the sample covariance matrix of $(\bar{Y}_j(S_i), \bar{Y}_k(S_i))$'s for $i \in \mathcal{I}_{jk}$, and $\bar{Y}_j(S_i)$ is the sample mean of Y_i 's with $i \in \mathcal{I}_{jk}$, $A_i = j$, and $S_i = \mathcal{I}_{jk}^{(h)}$.

7 Empirical Results

7.1 Simulation study

We conduct a simulation study based on the first three enrollment windows outlined in Figure 1(a) to examine the finite-sample performance of all estimators in Section 4.

In the simulation, the observed baseline covariate vector is $\mathbf{W} = (X_c, X_b, Z_{\text{sub}}, Z_{\text{win}})$, where X_c is a continuous covariate uniformly distributed over the interval $(-3, 3)$, X_b is a binary covariate with $P(X_b = 1) = 0.5$, Z_{sub} is a binary indicator for disease subtype with $P(Z_{\text{sub}} = 1) = 0.8$, and $Z_{\text{win}} \in \{1, 2, 3\}$ denotes the enrollment window and satisfies

$$P(Z_{\text{win}} = t \mid X_c, X_b, Z_{\text{sub}}, U) = \frac{\exp(Q_t)}{\exp(Q_1) + \exp(Q_2) + \exp(Q_3)}, \quad t = 1, 2, 3,$$

$Q_1 = 0.5 + X_c + 2X_b - Z_{\text{sub}} + U$, $Q_2 = 1 + 2X_c + X_b - Z_{\text{sub}} + U$, $Q_3 = -0.5 + X_c + X_b + Z_{\text{sub}} + U$, and the unobserved baseline variable U follows a standard normal distribution and is independent of X_c , X_b , and Z_{sub} . The potential outcomes are: $Y^{(1)} = 1 + X_c + X_b + Z_{\text{sub}} + U + \epsilon_1$, $Y^{(2)} = 1 + X_c^2 + X_b + Z_{\text{sub}} + U + \epsilon_2$, $Y^{(3)} = 3 + X_c X_b + Z_{\text{sub}} + U + \epsilon_3$, $Y^{(4)} = 2 + X_c Z_{\text{sub}} - X_b + 2U + \epsilon_4$, where ϵ_j 's are mutually independent, each follows a standard normal distribution and is independent of \mathbf{W} and U . Note that $Y^{(j)}$'s are correlated with X_c , X_b , Z_{sub} , U , as well as indirectly with the enrollment time Z_{win} .

Individuals are first randomized into one of three sub-studies 1-3 depending on their enrollment windows and disease subtypes, and then to treatments within the assigned sub-study. Sub-study 1 has treatments 1 and 2, sub-study 2 has treatments 1 and 3, and

sub-study 3 has treatments 1 and 4. Within each sub-study, treatments are randomized in a 1:1 ratio. The assignment probabilities are in Table S1 of the Supplement. The total sample size n is 500 or 1,000. When $n = 500$, the expected numbers of individuals per treatment are 123, 51, and 76 in sub-studies 1-3, respectively.

We consider the following estimators of the linear contrast $\theta_{j1} - \theta_{1j}$, for $j = 2, 3, 4$.

- (i) **Four IPW-type estimators.** We consider the IPW, SIPW, and SAIPW estimators described in Section 4.3. For SAIPW, $\hat{\mu}_{jk}$ is obtained from fitting a linear regression of Y on $(X_c, X_b, Z_{\text{sub}})$, using data from treatment arm j in \mathcal{I}_{jk} . Since $\delta_{jk} = \delta_{kj} = 0$ in this simulation, the AIPW estimator is numerically almost the same as the SAIPW estimator and thus is omitted. We add the SAIPW estimator with $\mathbf{X} = S$, denoted by SAIPW(S), to check its equivalence with the PS estimator as discussed in Corollary 5. Note that the working models are correctly specified only for treatment arm 1, as the true models for the other arms are not linear in $(X_c, X_b, Z_{\text{sub}})$.
- (ii) **Four PS-type estimators.** We consider two ways of stratification for PS and APS. The first way is as described in Section 4.4. Details of strata are given in Table S2 of the Supplement. To see the effect of stratification, the second way is to stratify on all six joint levels of $Z = (Z_{\text{win}}, Z_{\text{sub}})$, denoted as PS(Z) and APS(Z). The same working models $\hat{\mu}_{jk}$ for SAIPW are used for APS.
- (iii) **The naive estimator.** For comparison we include the naive estimator of $\theta_{j1} - \theta_{1j}$, $j = 2, 3, 4$, as described in Section 4.2.
- (iv) **Estimators within each sub-study.** For comparison, we also evaluate traditional ANOVA (sample means) and ANCOVA estimators (using linear working models to adjust for X_c, X_b , and Z_{sub}) based solely on data from each individual sub-study. Although these sub-study-specific estimators estimate the treatment effect within each sub-study, which differs from our target estimand defined in (1), we can still compare their variances.

Table 1: Simulation results based on 5,000 simulation runs

n	Method	$\theta_{21} - \theta_{12} = 3$				$\theta_{31} - \theta_{13} = 1.145$				$\theta_{41} - \theta_{14} = -0.886$			
		Bias	SD	SE	CP	Bias	SD	SE	CP	Bias	SD	SE	CP
500	Naive	-0.231	0.320	0.316	0.874	-0.185	0.342	0.340	0.916	-0.205	0.384	0.380	0.911
	IPW	-0.006	0.639	0.636	0.946	0.004	0.776	0.777	0.948	-0.007	0.500	0.497	0.948
	SIPW	-0.003	0.341	0.336	0.941	0.005	0.347	0.341	0.943	0.001	0.389	0.381	0.942
	SAIPW	-0.018	0.329	0.340	0.951	0.001	0.284	0.284	0.944	-0.001	0.297	0.300	0.949
	SAIPW(S)	0.000	0.336	0.329	0.939	0.009	0.327	0.324	0.939	0.002	0.356	0.348	0.942
	PS	0.000	0.336	0.335	0.945	0.009	0.327	0.330	0.949	0.002	0.356	0.356	0.946
	APS	-0.013	0.329	0.339	0.952	-0.001	0.286	0.289	0.947	-0.002	0.298	0.306	0.956
	PS(Z)	Estimate or its SE cannot											
	APS(Z)	be computed in 408 runs											
	ANOVA*	0.001	0.354	0.350	0.946	0.006	0.421	0.417	0.945	0.004	0.424	0.425	0.946
	ANCOVA*	-0.008	0.329	0.321	0.942	-0.005	0.319	0.311	0.942	0.002	0.321	0.314	0.942
1000	Naive	-0.230	0.226	0.224	0.819	-0.189	0.240	0.239	0.872	-0.206	0.269	0.268	0.876
	IPW	-0.001	0.453	0.451	0.947	0.012	0.550	0.550	0.951	0.003	0.355	0.352	0.943
	SIPW	0.000	0.243	0.239	0.945	0.004	0.246	0.243	0.944	0.001	0.272	0.270	0.948
	SAIPW	-0.009	0.232	0.242	0.954	0.004	0.198	0.203	0.955	0.000	0.212	0.213	0.947
	SAIPW(S)	0.001	0.238	0.234	0.945	0.004	0.233	0.230	0.942	0.003	0.252	0.247	0.943
	PS	0.001	0.238	0.236	0.948	0.004	0.233	0.232	0.944	0.003	0.252	0.250	0.947
	APS	-0.006	0.232	0.239	0.952	0.003	0.198	0.203	0.955	0.000	0.213	0.215	0.952
	PS(Z)	0.001	0.238	0.236	0.948								
	APS(Z)	-0.005	0.233	0.229	0.942								
	ANOVA*	0.003	0.251	0.248	0.947	0.007	0.295	0.294	0.944	0.002	0.301	0.299	0.948
	ANCOVA*	-0.003	0.233	0.228	0.947	0.005	0.222	0.220	0.947	0.001	0.227	0.222	0.945

SAIPW(S): SAIPW with $\mathbf{X} = S$.

PS(Z) and APS(Z): post-stratification using all joint levels of $Z = (Z_{\text{win}}, Z_{\text{sub}})$ as strata (PS = PS(Z) and APS = APS(Z) for estimating $\theta_{31} - \theta_{13}$ and $\theta_{41} - \theta_{14}$).

*ANOVA and ANCOVA based on data within each sub-study, estimating the within sub-study treatment effects, which are 3.054, 1.279, and -0.881 for sub-studies 1-3, respectively.

The simulation results based on 5,000 runs are reported in Table 1 for the eleven estimators described in (i)-(iv). The results contain the average bias, standard deviation (SD), the average of the standard error (SE), and the coverage probability (CP) of the 95% confidence interval. The true values of estimands are approximated using an independent simulated dataset with size 10^7 . The following is a summary of the results in Table 1.

1. The simulation results support our asymptotic theory in Section 5. Specifically, the naive estimator is biased, while all IPW-type and PS-type estimators have negligible biases; despite the misspecification of working models, covariate adjustment improves

efficiency as reflected by reductions in SD; the PS and SAIPW(S) estimators demonstrate nearly identical performance. Additionally, SEs are close to SDs and CPs are close to the nominal level 95%.

2. No results are reported in Table 1 for PS(Z) and APS(Z) at $n = 500$ because either the estimate of θ_{jk} or its SE cannot be computed in 408 out of 5,000 simulation runs. This issue arises due to insufficient data in the stratum defined by $(Z_{\text{win}}, Z_{\text{sub}}) = (3, 0)$, where the average number of individuals is 10. A similar issue occurs in 3 out of 5,000 runs at $n = 1,000$, so the results in Table 1 are based on 4,997 runs. This problem does not affect the PS and APS estimators: our proposed stratification method combines three strata $(Z_{\text{win}}, Z_{\text{sub}}) = (1, 0), (2, 0), (3, 0)$ into $\mathcal{Z}_{12}^{(1)}$ because they all have constant $\pi_1(Z) = 0.5$ and $\pi_2(Z) = 0.5$.
3. Between IPW and SIPW, it is clear that SIPW is much better in terms of SD under our simulation setting. Notably, IPW can have an even larger SD than ANOVA within substudies, which usually does not occur with SIPW.
4. The traditional ANOVA and ANCOVA estimators analyze the platform trials as if they were separate, stand-alone studies. Without covariate adjustment, the ANOVA estimator has a much larger SD than the SIPW estimator when estimating $\theta_{31} - \theta_{13}$ and $\theta_{41} - \theta_{14}$. A similar conclusion applies to the ANCOVA estimator when compared with the SAIPW or APS estimator. The efficiency difference is not as pronounced for estimating $\theta_{21} - \theta_{12}$, although the ANOVA and ANCOVA estimators still have larger SDs than the corresponding stabilized IPW-type and PS-type estimators. The reason for this is because the traditional ANOVA and ANCOVA do not utilize data across sub-studies, for example, when $n = 500$, about 123, 51, and 76 individuals are used under treatment arm 1 in sub-studies 1-3, respectively, whereas about 250, 121, and 150 individuals in treatment arm 1 under platform trial are shared for our proposed estimators of $\theta_{j1} - \theta_{1j}$, $j = 2, 3, 4$, respectively.

7.2 Real data analysis

As reviewed in Section 2.2 and shown in Figure 2, the SIMPLIFY design (Mayer-Hamblett et al., 2023) consists of two sub-studies (the HS and DA studies) and a total of three treatments: continuing therapy (treatment 1, used as the control) in both the HS and DA studies, discontinuing HS (treatment 2) in the HS study, and discontinuing DA (treatment 3) in the DA study. The assignment probabilities are in Table S3 of the Supplement. After completing the first study, participants on both HS and DA therapies may re-enroll in the other study contingent on eligibility and willingness to consent. The outcome Y is the 6-week mean absolute change in ppFEV₁ as described in Section 2.2.

In our analysis, the treatment effects of interest are $\theta_{21} - \theta_{12}$ and $\theta_{31} - \theta_{13}$. Specifically, $\theta_{21} - \theta_{12}$ is the effect of discontinuing HS among individuals taking only HS or both HS and DA. This represents the treatment effect among the ECE population, pooled across studies. The interpretation applies similarly to $\theta_{31} - \theta_{13}$. Note that our estimand is slightly different from the estimand in Mayer-Hamblett et al. (2023). They analyzed the HS and DA studies separately according to their primary hypotheses of interest and included data collected after participants re-enrolled in an additional study. In contrast, we excluded data recorded after re-enrollment, as our methods currently do not account for repeated measures. We plan to address this in future research. We also excluded 10 (1.7%) participants due to missing outcomes, resulting in a sample size of $n = 584$: 293 in treatment 1, 119 in treatment 2, and 172 in treatment 3.

We consider the IPW, SIPW, SAIPW, PS, and APS estimators, all of which can account for the different treatment assignment probabilities across Z and are evaluated in the simulation study in Section 7.1. Here, Z includes baseline use of HS, DA, and enrollment windows (defined by the randomization ratio change shown in Figure 2). For SAIPW and APS, in addition to Z , we adjust for several baseline covariates: two continuous covariates, age and baseline ppFEV₁; three baseline binary covariates, sex, race (white or non-white), and ethnicity (Hispanic or Latino, or not Hispanic or Latino); and one three-category

covariate: genotype (delta F508 homozygous, heterozygous, or other/unknown).

Estimates and 95% confidence intervals are presented in Figure 6, where all values are given in %. Since all confidence intervals are on the right side of the pre-defined non-inferiority margin -3% (the vertical dashed line in Figure 6), non-inferiority of discontinuing therapy can be clearly claimed for both HS and DA. The conclusion is consistent with those in Mayer-Hamblett et al. (2023).

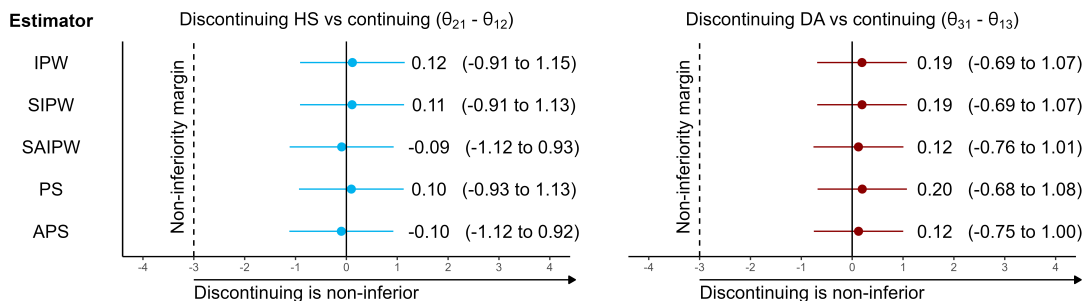


Figure 6: Estimates and 95% confidence intervals (in %) in the SIMPLIFY trial

8 Summary and Recommendations

The platform trial offers the potential to enhance statistical efficiency by facilitating the sharing of data between different treatment evaluations. However, realizing this potential requires careful consideration of two fundamental challenges: defining meaningful estimands to reflect eligibility and concurrency, and developing robust estimation methods to accommodate the treatment assignment probabilities varying with time and individual characteristics.

In this article, we present a clear framework for constructing a clinically meaningful estimand with precise specification of the population. Our main discussion centers on comparing two treatments within the ECE population, as it preserves the integrity of randomization and avoids arbitrary dependence on randomization probabilities. This framework is adaptable to various contexts, such as comparisons across multiple treatments and evaluation of treatment effects within specific subgroups or a re-weighted population. Achieving clarity on the estimand is crucial for addressing other key issues in future statistical research, including interim analyses and the use of nonconcurrent controls. To estimate

and infer this estimand with minimal statistical assumptions, we develop methods using weighting or post-stratification to account for varying treatment assignment probabilities. We also consider model-assisted approaches for covariate adjustment. Theoretical and empirical results are given and a detailed relative efficiency comparison is in Figure 5. We provide explicit formulas for robust variance estimation, which have been implemented in our R package, `RobinCID`.

References

- Bannick, M. S., Shao, J., Liu, J., Du, Y., Yi, Y., and Ye, T. (2023). A general form of covariate adjustment in randomized clinical trials. *arXiv preprint arXiv:2306.10213*.
- Berry, S. M., Connor, J. T., and Lewis, R. J. (2015). The platform trial: an efficient strategy for evaluating multiple treatments. *Journal of the American Medical Association*, 313(16):1619–1620.
- Bofill Roig, M., Burgwinkel, C., Garczarek, U., Koenig, F., Posch, M., Nguyen, Q., and Hees, K. (2023). On the use of non-concurrent controls in platform trials: a scoping review. *Trials*, 24(1):408.
- Bofill Roig, M., Glimm, E., Mielke, T., and Posch, M. (2024). Optimal allocation strategies in platform trials with continuous endpoints. *Statistical Methods in Medical Research*, 33(5):858–874.
- Bofill Roig, M., Krotka, P., Burman, C.-F., Glimm, E., Gold, S. M., Hees, K., Jacko, P., Koenig, F., Magirr, D., Mesenbrink, P., et al. (2022). On model-based time trend adjustments in platform trials with non-concurrent controls. *BMC Medical Research Methodology*, 22(1):1–16.
- Buenconsejo, J., Liao, R., Lin, J., Singh, P., Cooner, F., Ghosh, S., Gamalo, M., Russek-Cohen, E., and Zariffa, N. (2023). Platform trials to evaluate the benefit-risk of covid-19 therapeutics: Successes, learnings, and recommendations for future pandemics. *Contemporary Clinical Trials*, 132:107292.
- Burki, T. (2023). Platform trials: the future of medical research? *The Lancet Respiratory Medicine*, 11(3):232–233.
- Collignon, O., Gartner, C., Haidich, A.-B., James Hemmings, R., Hofner, B., Pétavy, F., Posch, M., Rantell, K., Roes, K., and Schiel, A. (2020). Current statistical considerations and regulatory perspectives on the planning of confirmatory basket, umbrella, and platform trials. *Clinical Pharmacology and Therapeutics*, 107(5):1059–1067.
- Dhaenens, B. A., Heimann, G., Bakker, A., Nievo, M., Ferner, R. E., Evans, D. G., Wolkenstein, P., Leubner, J., Potratz, C., Carton, C., et al. (2024). Platform trial design for neurofibromatosis type 1, nf2-related schwannomatosis and non-nf2-related schwannomatosis: a potential model for rare diseases. *Neuro-Oncology Practice*, page npae001.
- Ding, P. (2023). A first course in causal inference. *arXiv preprint arXiv:2305.18793*.
- Dodd, L. E., Freidlin, B., and Korn, E. L. (2021). Platform trials—beware the noncomparable control group. *New England Journal of Medicine*, 384(16):1572–1573.

- Elm, J. J., Palesch, Y. Y., Koch, G. G., Hinson, V., Ravina, B., and Zhao, W. (2012). Flexible analytical methods for adding a treatment arm mid-study to an ongoing clinical trial. *Journal of Biopharmaceutical Statistics*, 22(4):758–772.
- EMA (2015). Guideline on adjustment for baseline covariates in clinical trials. Committee for Medicinal Products for Human Use, European Medicines Agency (EMA).
- FDA (2021). Adjusting for covariates in randomized clinical trials for drugs and biological products. Draft Guidance for Industry. Center for Drug Evaluation and Research and Center for Biologics Evaluation and Research, Food and Drug Administration (FDA), U.S. Department of Health and Human Services. May 2021.
- FDA (2022). Ulcerative colitis: developing drugs for treatment. Guidance for Industry. Center for Drug Evaluation and Research and Center for Biologics Evaluation and Research, Food and Drug Administration (FDA), U.S. Department of Health and Human Services.
- FDA (2023). Master protocols for drug and biological product development. Draft Guidance for Industry. Center for Drug Evaluation and Research and Center for Biologics Evaluation and Research, Food and Drug Administration (FDA), U.S. Department of Health and Human Services. May 2023.
- Fuller, W. A. (2009). *Sampling Statistics*. Wiley.
- Gold, S. M., Bofill Roig, M., Miranda, J. J., Pariente, C., Posch, M., and Otte, C. (2022). Platform trials and the future of evaluating therapeutic behavioural interventions. *Nature Reviews Psychology*, 1(1):7–8.
- Guo, B., Wang, L., and Yuan, Y. (2024). Treatment comparisons in adaptive platform trials adjusting for temporal drift. *Statistics in Biopharmaceutical Research*, pages 1–10.
- Hájek, J. (1971). Comment on “an essay on the logical foundations of survey sampling, part one”. *The Foundations of Survey Sampling*, 236.
- Herbst, R. S., Gandara, D. R., Hirsch, F. R., Redman, M. W., LeBlanc, M., Mack, P. C., Schwartz, L. H., Vokes, E., Ramalingam, S. S., Bradley, J. D., et al. (2015). Lung master protocol (lung-map)—a biomarker-driven protocol for accelerating development of therapies for squamous cell lung cancer: Swog s1400. *Clinical Cancer Research*, 21(7):1514–1524.
- Horvitz, D. G. and Thompson, D. J. (1952). A generalization of sampling without replacement from a finite universe. *Journal of the American Statistical Association*, 47(260):663–685.
- Huang, T.-J., Luedtke, A., and GROUP, A. I. (2023). Improved efficiency for cross-arm comparisons via platform designs. *Biostatistics*, 24(4):1106–1124.
- ICH E9 (1998). Statistical principles for clinical trials E9. International Council for Harmonisation (ICH).
- ICH E9 (R1) (2019). Addendum on estimands and sensitivity analysis in clinical trials to the guideline on statistical principles for clinical trials E9(R1). International Council for Harmonisation.
- Jiang, Z., Lu, C., Liu, J., Roychoudhury, S., Meyer, D., Huang, B., and Chu, H. (2023). Nonconcurrent controls in platform trials: Can we borrow their concurrent observation data? *Statistics in Biopharmaceutical Research*, pages 1–10.

- Kaizer, A. M., Hobbs, B. P., and Koopmeiners, J. S. (2018). A multi-source adaptive platform design for testing sequential combinatorial therapeutic strategies. *Biometrics*, 74(3):1082–1094.
- Lee, K. M., Brown, L. C., Jaki, T., Stallard, N., and Wason, J. (2021). Statistical consideration when adding new arms to ongoing clinical trials: the potentials and the caveats. *Trials*, 22(1):203.
- Lee, K. M. and Wason, J. (2020). Including non-concurrent control patients in the analysis of platform trials: is it worth it? *BMC Medical Research Methodology*, 20:1–12.
- Lunceford, J. K. and Davidian, M. (2004). Stratification and weighting via the propensity score in estimation of causal treatment effects: a comparative study. *Statistics in Medicine*, 23(19):2937–2960.
- Marschner, I. C. and Schou, I. M. (2022). Analysis of adaptive platform trials using a network approach. *Clinical Trials*, 19(5):479–489.
- Mayer-Hamblett, N., Ratjen, F., Russell, R., Donaldson, S. H., Riekert, K. A., Sawicki, G. S., Odem-Davis, K., Young, J. K., Rosenbluth, D., Taylor-Cousar, J. L., et al. (2023). Discontinuation versus continuation of hypertonic saline or dornase alfa in modulator treated people with cystic fibrosis (simplify): results from two parallel, multicentre, open-label, randomised, controlled, non-inferiority trials. *The Lancet Respiratory Medicine*, 11(4):329–340.
- Mehta, A. R., Carpenter, J. R., Nicholas, J. M., Chataway, J., Virgo, B., Parmar, M. K., Chandran, S., and Pal, S. (2023). The role of placebo control in clinical trials for neurodegenerative diseases. *Nature Medicine*, 29(11):2682–2683.
- Meyer, E. L., Mesenbrink, P., Mielke, T., Parke, T., Evans, D., and König, F. (2021). Systematic review of available software for multi-arm multi-stage and platform clinical trial design. *Trials*, 22(1):1–14.
- Neyman, J. (1923). On the application of probability theory to agricultural experiments. *Statistical Science*, 5(4):465–472. Translation by D.M. Dabrowska and T.P. Speed (1990).
- Normand, S.-L. T. (2021). The recovery platform. *New England Journal of Medicine*, 384(16):757–758.
- Park, J. J., Harari, O., Dron, L., Lester, R. T., Thorlund, K., and Mills, E. J. (2020). An overview of platform trials with a checklist for clinical readers. *Journal of Clinical Epidemiology*, 125:1–8.
- Pitre, T., Cheng, S., Cusano, E., Khan, N., Mikhail, D., Leung, G., Vernooij, R. W., Yarnell, C. J., Goligher, E., Murthy, S., et al. (2023). Methodology and design of platform trials: a meta-epidemiological study. *Journal of Clinical Epidemiology*, 157:1–12.
- Redman, M. W., Papadimitrakopoulou, V. A., Minichiello, K., Hirsch, F. R., Mack, P. C., Schwartz, L. H., Vokes, E., Ramalingam, S., Leighl, N., Bradley, J., et al. (2020). Biomarker-driven therapies for previously treated squamous non-small-cell lung cancer (lung-map swog s1400): a biomarker-driven master protocol. *The Lancet Oncology*, 21(12):1589–1601.
- Robins, J. M., Hernan, M. A., and Brumback, B. (2000). Marginal structural models and causal inference in epidemiology. *Epidemiology*, pages 550–560.
- Robins, J. M., Rotnitzky, A., and Zhao, L. P. (1994). Estimation of regression coefficients when some regressors are not always observed. *Journal of the American statistical Association*, 89(427):846–866.

- Rosenbaum, P. R. and Rubin, D. B. (1983). The central role of the propensity score in observational studies for causal effects. *Biometrika*, 70(1):41–55.
- Rosenbaum, P. R. and Rubin, D. B. (1984). Reducing bias in observational studies using subclassification on the propensity score. *Journal of the American Statistical Association*, 79(387):516–524.
- Rubin, D. B. (1974). Estimating causal effects of treatments in randomized and nonrandomized studies. *Journal of Educational Psychology*, 6(5):688–701.
- Saville, B. R., Berry, D. A., Berry, N. S., Viele, K., and Berry, S. M. (2022). The bayesian time machine: Accounting for temporal drift in multi-arm platform trials. *Clinical Trials*, 19(5):490–501.
- Saville, B. R. and Berry, S. M. (2016). Efficiencies of platform clinical trials: a vision of the future. *Clinical Trials*, 13(3):358–366.
- Sydes, M. R., Parmar, M. K., Mason, M. D., Clarke, N. W., Amos, C., Anderson, J., de Bono, J., Dearnaley, D. P., Dwyer, J., Green, C., et al. (2012). Flexible trial design in practice-stopping arms for lack-of-benefit and adding research arms mid-trial in stampede: a multi-arm multi-stage randomized controlled trial. *Trials*, 13:1–14.
- The White House Office of Science and Technology (2023). A stronger clinical trial infrastructure for better health outcomes. <https://www.whitehouse.gov/ostp/news-updates/2023/10/26/a-stronger-clinical-trial-infrastructure-for-better-health-outcomes/>.
- Tsiatis, A. A., Davidian, M., Zhang, M., and Lu, X. (2008). Covariate adjustment for two-sample treatment comparisons in randomized clinical trials: A principled yet flexible approach. *Statistics in Medicine*, 27(23):4658–4677.
- Ventz, S., Cellamare, M., Parmigiani, G., and Trippa, L. (2018). Adding experimental arms to platform clinical trials: randomization procedures and interim analyses. *Biostatistics*, 19(2):199–215.
- Wang, C., Lin, M., Rosner, G. L., and Soon, G. (2023). A bayesian model with application for adaptive platform trials having temporal changes. *Biometrics*, 79(2):1446–1458.
- Wang, H. and Yee, D. (2019). I-spy 2: a neoadjuvant adaptive clinical trial designed to improve outcomes in high-risk breast cancer. *Current Breast Cancer Reports*, 11:303–310.
- Woodcock, J. and LaVange, L. M. (2017). Master protocols to study multiple therapies, multiple diseases, or both. *New England Journal of Medicine*, 377(1):62–70.
- Ye, T., Shao, J., Yi, Y., and Zhao, Q. (2023). Toward better practice of covariate adjustment in analyzing randomized clinical trials. *Journal of the American Statistical Association*, 118:2370–2382.
- Yuan, Y., Guo, B., Munsell, M., Lu, K., and Jazaeri, A. (2016). Midas: a practical bayesian design for platform trials with molecularly targeted agents. *Statistics in Medicine*, 35(22):3892–3906.

Supplementary Material for “From Estimands to Robust Inference of Treatment Effect in Platform Trials”

S1 Additional tables

The sub-study and treatment assignment probabilities in the simulation study are shown in Table S1, conditioning on Z_{win} and Z_{sub} .

Table S1: Assignment probabilities in the simulation study

Z		Sub-study			Treatment			
Z_{win}	Z_{sub}	1	2	3	$\pi_1(Z)$	$\pi_2(Z)$	$\pi_3(Z)$	$\pi_4(Z)$
1	1	0.4	0.6	0	0.50	0.20	0.30	0
1	0	1	0	0	0.50	0.50	0	0
2	1	0.3	0.3	0.4	0.50	0.15	0.15	0.20
2	0	1	0	0	0.50	0.50	0	0
3	1	0.4	0	0.6	0.50	0.20	0	0.30
3	0	1	0	0	0.50	0.50	0	0

For the PS-type estimators of $\theta_{j1} - \theta_{1j}$, $j = 2, 3, 4$, we stratify individuals according to the values that $\pi_j(Z)$ and $\pi_1(Z)$ can take, as described in Section 4.4. Based on the assignment probabilities in Table S1, we define the following strata: $\mathcal{I}_{12}^{(1)}, \mathcal{I}_{12}^{(2)}, \mathcal{I}_{12}^{(3)}$ for estimating $\theta_{21} - \theta_{12}$, $\mathcal{I}_{13}^{(1)}, \mathcal{I}_{13}^{(2)}$ for estimating $\theta_{31} - \theta_{13}$, and $\mathcal{I}_{14}^{(1)}, \mathcal{I}_{14}^{(2)}$ for estimating $\theta_{41} - \theta_{14}$. The details of each stratum are provided in Table S2.

Table S2: Details of strata in the simulation study

Estimand	Stratum	Stratum Definition
$\theta_{21} - \theta_{12}$	$\mathcal{I}_{12}^{(1)}$	$\{i : \pi_1(Z_i) = 0.5, \pi_2(Z_i) = 0.5\}$
	$\mathcal{I}_{12}^{(2)}$	$\{i : \pi_1(Z_i) = 0.5, \pi_2(Z_i) = 0.2\}$
	$\mathcal{I}_{12}^{(3)}$	$\{i : \pi_1(Z_i) = 0.5, \pi_2(Z_i) = 0.15\}$
$\theta_{31} - \theta_{13}$	$\mathcal{I}_{13}^{(1)}$	$\{i : \pi_1(Z_i) = 0.5, \pi_3(Z_i) = 0.3\}$
	$\mathcal{I}_{13}^{(2)}$	$\{i : \pi_1(Z_i) = 0.5, \pi_3(Z_i) = 0.15\}$
$\theta_{41} - \theta_{14}$	$\mathcal{I}_{14}^{(1)}$	$\{i : \pi_1(Z_i) = 0.5, \pi_4(Z_i) = 0.2\}$
	$\mathcal{I}_{14}^{(2)}$	$\{i : \pi_1(Z_i) = 0.5, \pi_4(Z_i) = 0.3\}$

The assignment probabilities in the SIMPLIFY trial are presented in Table S3. The enrollment window (EW) is treated as a categorical variable, with EW1 representing the enrollment period before the randomization ratio change (before or on January 14, 2022), and EW2 standing for the enrollment period after the change (after January 14, 2022), as shown in Figure 2.

Table S3: Assignment probabilities in the SIMPLIFY trial

Z			Study		Treatment		
HS	DA	EW	HS	DA	$\pi_1(Z)$	$\pi_2(Z)$	$\pi_3(Z)$
1	1	EW1	0.50	0.50	0.50	0.25	0.25
1	1	EW2	0.75	0.25	0.50	0.375	0.125
1	0	any	1	0	0.50	0.50	0
0	1	any	0	1	0.50	0	0.50

S2 Additional theoretical results

S2.1 Discussions of alternative analysis sets

Here, we discuss the use of alternative analysis sets, defined as $\mathcal{I}_{jk} \cap \{i : g(A_i, R_i) \in \mathcal{C}\}$, where R_i indicates the sub-study that individual i is assigned to in sub-study platform

trials, and is undefined in multi-arm platform trials, $g(\cdot)$ and \mathcal{C} is respectively a function and set of fixed values that is pre-specified to define the subset. For example, in Design 3 in Figure 3, the analysis set focusing on sub-study 1 is defined as $\mathcal{I}_{jk} \cap \{i : R_i = 1\}$. The reason that we consider the analysis set of this form is that A_i, R_i are randomized and therefore it can be robustly re-weighted to still consistently estimate the treatment effect in the ECE population.

The sub-study variable R and treatment assignment variable A are randomized and satisfy the following condition:

Condition S1. *For the Z defined in Assumption 1, we have $(A, R) \perp (\mathbf{W}, Y^{(1)}, \dots, Y^{(J)}) \mid Z$.*

This analysis set $\mathcal{I}_{jk} \cap \{i : g(A_i, R_i) \in \mathcal{C}\}$ is required to satisfy a positivity condition:

Condition S2. *For both j and k , $P(A = j, g(A, R) \in \mathcal{C} \mid Z) > 0$ almost surely for all values of Z that have positive density within $\pi_j(Z) > 0, \pi_k(Z) > 0$.*

For example, in Design 3 of Figure 3, Z denotes the enrollment window. For comparing treatments 1 and 2, the analysis set $\mathcal{I}_{12} \cap \{i : R_i = 2\}$, which subsets to the sub-study 2, violates Condition S2 because $P(A = 2, R = 2 \mid Z) = 0$ almost surely. However, the analysis set $\mathcal{I}_{12} \cap \{i : R_i = 1\}$, which subsets to the sub-study 1, satisfies Condition S2 because $P(A = 2, R = 1 \mid Z) > 0$ and $P(A = 1, R = 1 \mid Z) > 0$ almost surely. Moreover, for $j = 1, 2$, $P(A = j, R = 1 \mid Z) = P(A = j \mid R = 1, Z)P(R = 1 \mid Z) = P(A = j \mid R = 1)P(R = 1 \mid Z) = \frac{1}{2}P(R = 1 \mid Z)$, which equals $\frac{1}{2}$ when $Z = \text{EW1}$ and equals $\frac{1}{6}$ when $Z = \text{EW2}$.

For the IPW approach, the identification formula based on the alternative analysis set

is

$$\theta_{jk} = E \left\{ \frac{I(A = j)I(g(A, R) \in \mathcal{C})Y}{P(A = j, g(A, R) \in \mathcal{C} \mid Z)} \mid \pi_j(Z) > 0, \pi_k(Z) > 0 \right\},$$

where $P(A = j, g(A, R) \in \mathcal{C} \mid Z)$ is known since the joint distribution of $(A, R) \mid Z$ is known. Based on this identification, we propose the following IPW estimator, which parallels the estimator from Section 4.3:

$$\hat{\theta}_{jk}^{\text{ipw}} = \frac{1}{\tilde{n}_{jk}} \sum_{i \in \tilde{\mathcal{I}}_{jk}} \frac{I(A_i = j)Y_i}{\tilde{\pi}_j(Z_i)},$$

where $\tilde{\mathcal{I}}_{jk}$ is the analysis set $\mathcal{I}_{jk} \cap \{i : g(A_i, R_i) \in \mathcal{C}\}$, \tilde{n}_{jk} denotes the size of $\tilde{\mathcal{I}}_{jk}$, and $\tilde{\pi}_j(Z_i) = P(A_i = j, g(A_i, R_i) \in \mathcal{C} \mid Z_i)$. Normalizing the weights $I(A_i = j)/\tilde{\pi}_j(Z_i)$ for $i \in \tilde{\mathcal{I}}_{jk}$ to sum to 1 gives the SIPW estimator.

For covariate adjustment, the AIPW estimator, which leverages covariate information from all individuals within $\tilde{\mathcal{I}}_{jk}$, can be defined as

$$\hat{\theta}_{jk}^{\text{aipw}} = \frac{1}{\tilde{n}_{jk}} \sum_{i \in \tilde{\mathcal{I}}_{jk}} \frac{I(A_i = j)\{Y_i - \tilde{\mu}_{jk}(\mathbf{X}_i)\}}{\tilde{\pi}_j(Z_i)} + \frac{1}{\tilde{n}_{jk}} \sum_{i \in \tilde{\mathcal{I}}_{jk}} \tilde{\mu}_{jk}(\mathbf{X}_i),$$

where we estimate $E \left[Y^{(j)} \mid \mathbf{X}, \pi_j(Z) > 0, \pi_k(Z) > 0, A = j, g(A, R) \in \mathcal{C} \right]$ by $\tilde{\mu}_{jk}(\mathbf{X})$. Similarly, one can obtain the SAIPW estimator by normalizing the weights in the AIPW estimator.

The PS-type estimators can be constructed following the approach in Section 4.4. Specifically, we divide all individuals in $\tilde{\mathcal{I}}_{jk}$ into $\tilde{\mathcal{I}}_{jk}^{(1)}, \dots, \tilde{\mathcal{I}}_{jk}^{(\tilde{H}_{jk})}$, where \tilde{H}_{jk} is the number of strata, such that the values of $\tilde{\pi}_j(Z_i)$ and $\tilde{\pi}_k(Z_i)$ are constant within each stratum $\tilde{\mathcal{I}}_{jk}^{(h)}$. The PS estimator of θ_{jk} can be obtained by replacing n_{jk} , H_{jk} , and \mathcal{I}_{jk} in the PS estimator (defined by \mathcal{I}_{jk}) in Section 4.4 with \tilde{n}_{jk} , \tilde{H}_{jk} , and $\tilde{\mathcal{I}}_{jk}$, respectively:

$$\hat{\theta}_{jk}^{\text{ps}} = \frac{1}{\tilde{n}_{jk}} \sum_{h=1}^{\tilde{H}_{jk}} \frac{n(\tilde{\mathcal{I}}_{jk}^{(h)})}{n_j(\tilde{\mathcal{I}}_{jk}^{(h)})} \sum_{i \in \tilde{\mathcal{I}}_{jk}^{(h)}} I(A_i = j)Y_i = \frac{1}{\tilde{n}_{jk}} \sum_{h=1}^{\tilde{H}_{jk}} n(\tilde{\mathcal{I}}_{jk}^{(h)}) \bar{Y}_j(\tilde{\mathcal{I}}_{jk}^{(h)}).$$

Similarly, further substituting $\hat{\mu}_{jk}$ with $\tilde{\mu}_{jk}$ in the APS estimator (defined by \mathcal{I}_{jk}) provides the corresponding APS estimator on the analysis set.

All the estimators of $\boldsymbol{\vartheta}_{jk}$ using the analysis set $\tilde{\mathcal{I}}_{jk}$ are asymptotically normal under Assumption 1 and Assumption 2 in which $\hat{\mu}_{jk}$ is replaced by $\tilde{\mu}_{jk}$ if covariate adjustments are applied. Specifically, Theorem 1 still holds for the estimators based the analysis set $\tilde{\mathcal{I}}_{jk}$ when $\pi_j(\cdot), \pi_k(\cdot)$ and $\hat{\mu}_{jk}(\cdot), \hat{\mu}_{kj}(\cdot)$ are replaced with $\tilde{\pi}_j(\cdot), \tilde{\pi}_k(\cdot)$ and $\tilde{\mu}_{jk}(\cdot), \tilde{\mu}_{kj}(\cdot)$, respectively. Efficiency comparisons follow similarly to those in Section 5.2.

To derive consistent estimators of the asymptotic covariance matrices for the analysis set estimators, all empirical quantities in the covariance matrix estimators using all individuals in \mathcal{I}_{jk} from Section 6 are replaced with the corresponding values from the analysis set.

S2.2 Donsker class in Assumption 2

For given j and k , there exists a class \mathcal{F}_{jk} of functions of \mathbf{X} such that (i) $\mu_{jk} \in \mathcal{F}_{jk}$, where μ_{jk} is the working model in Assumption 2, (ii) $P(\hat{\mu}_{jk} \in \mathcal{F}_{jk}) \rightarrow 1$ as $n \rightarrow \infty$, where P is the probability with respect to the randomness of $\hat{\mu}_{jk}$ as a function of data, and (iii) $\int_0^1 \sup_Q \sqrt{\log N(\mathcal{F}_{jk}, \|\cdot\|_{L_2(Q)}, s)} ds < \infty$, where Q is any finitely supported probability distribution on the range of \mathbf{X} , $N(\mathcal{F}_{jk}, \|\cdot\|_{L_2(Q)}, s)$ is the s -covering number of the metric space $(\mathcal{F}_{jk}, \|\cdot\|_{L_2(Q)})$, defined as the size of the smallest collection $\mathcal{G}_{jk,s} \subset \mathcal{F}_{jk}$ such that every $f \in \mathcal{F}_{jk}$ satisfies $\|f - g\|_{L_2(Q)} \leq s$ for some $g \in \mathcal{G}_{jk,s}$, and $\|\cdot\|_{L_2(Q)}$ is the L_2 norm with respect to Q .

S3 Proof of (2)

Let $I_{jk}(Z) = I(\pi_j(Z) > 0, \pi_k(Z) > 0)$. The naive estimator described in Section 4.1 is the sample mean

$$\bar{Y}_{jk} = \sum_{i \in \mathcal{I}_{jk}} I(A_i = j) Y_i / \sum_{i \in \mathcal{I}_{jk}} I(A_i = j).$$

As $n \rightarrow \infty$, by the law of large numbers,

$$\bar{Y}_{jk} \rightarrow \frac{E\{I(\pi_j(Z) > 0, \pi_k(Z) > 0, A = j)Y^{(j)}\}}{E\{I(\pi_j(Z) > 0, \pi_k(Z) > 0, A = j)\}} \quad \text{in probability.} \quad (\text{S1})$$

The numerator of the limit in (S1) is equal to

$$\begin{aligned} E\{I_{jk}(Z)I(A = j)Y^{(j)}\} &= E[E\{I_{jk}(Z)I(A = j)Y^{(j)} \mid Z\}] \\ &= E[I_{jk}(Z)E\{I(A = j)Y^{(j)} \mid Z\}] \\ &= E[I_{jk}(Z)\pi_j(Z)E\{Y^{(j)} \mid Z\}] \\ &= E[\pi_j(Z)E\{Y^{(j)} \mid Z\} \mid I_{jk}(Z) = 1]P\{I_{jk}(Z) = 1\}. \end{aligned}$$

Similarly, the denominator of the limit in (S1) is equal to

$$E\{\pi_j(Z) \mid I_{jk}(Z) = 1\}P\{I_{jk}(Z) = 1\}.$$

Then, (2) follows by taking the ratio of the previous two quantities.

S4 Proof of (3)

The right side of (3) is

$$\begin{aligned} E\left\{\frac{I(A = j)Y}{\pi_j(Z)} \mid I_{jk}(Z) = 1\right\} &= E\left\{\frac{I_{jk}(Z)I(A = j)Y^{(j)}}{\pi_j(Z)} \mid I_{jk}(Z) = 1\right\} \\ &= E\left\{\frac{I_{jk}(Z)I(A = j)Y^{(j)}}{\pi_j(Z)}\right\} / P\{I_{jk}(Z) = 1\} \\ &= E\left[E\left\{\frac{I_{jk}(Z)I(A = j)Y^{(j)}}{\pi_j(Z)} \mid Z\right\}\right] / P\{I_{jk}(Z) = 1\} \end{aligned}$$

$$\begin{aligned}
&= E \left[\frac{I_{jk}(Z)P(A = j | Z)E\{Y^{(j)} | Z\}}{\pi_j(Z)} \right] / P\{I_{jk}(Z) = 1\} \\
&= E \left[I_{jk}(Z)E\{Y^{(j)} | Z\} \right] / P\{I_{jk}(Z) = 1\} \\
&= E \left\{ I_{jk}(Z)Y^{(j)} \right\} / P\{I_{jk}(Z) = 1\} \\
&= E \left\{ I_{jk}(Z)Y^{(j)} \mid I_{jk}(Z) = 1 \right\} \\
&= E\{Y^{(j)} \mid I_{jk}(Z) = 1\} = \theta_{jk},
\end{aligned}$$

where the fourth equation follows from Assumption 1 and the rest of equations follow from the properties of conditional expectations. This proves (3).

S5 Lemma S1

The following lemma is useful for asymptotic results of PS and APS estimators.

Lemma S1. *Under Assumption 1, for fixed j and k and $S =$ the covariate for post-stratification, $A \perp (\mathbf{W}, Y^{(1)}, \dots, Y^{(J)}) \mid S$ and $\pi_j(Z) = P(A = j \mid S)$, $j = 1, \dots, J$.*

Proof. From Assumption 1 and the property of the propensity score (Rosenbaum and Rubin, 1983), we know that $A \perp (\mathbf{W}, Y^{(1)}, \dots, Y^{(J)}) \mid \pi_j(Z)$ and, thus, $A \perp (\mathbf{W}, Y^{(1)}, \dots, Y^{(J)}) \mid \pi_j(Z), S$. Since $\pi_j(Z)$ is constant within each stratum defined by S , we obtain that $A \perp (\mathbf{W}, Y^{(1)}, \dots, Y^{(J)}) \mid S$. The result $\pi_j(S) = \pi_j(Z)$ follows from the fact that $\pi_j(S) = P(A = j \mid S) = E\{I(A = j) \mid S, \pi_j(Z)\} = E[E\{I(A = j) \mid S, \pi_j(Z), Z\} \mid S, \pi_j(Z)] = E[E\{I(A = j) \mid Z\} \mid S, \pi_j(Z)] = E\{\pi_j(Z) \mid S, \pi_j(Z)\} = \pi_j(Z)$.

S6 Proof of Theorem 1

As defined in Section 5, let $E_{jk} = E_{kj}$, $\text{Var}_{jk} = \text{Var}_{kj}$, and $\text{Cov}_{jk} = \text{Cov}_{kj}$ denote respectively the expectation, variance, and covariance conditioned on $\pi_j(Z) > 0$ and $\pi_k(Z) > 0$

(or sometimes conditioned on $\pi_j(Z_i) > 0$ and $\pi_k(Z_i) > 0$, which should be clear from the context). Also, let \widetilde{E}_{jk} , $\widetilde{\text{Var}}_{jk}$ and $\widetilde{\text{Cov}}_{jk}$ be expectation, variance, and covariance conditional on $\{I_{jk}(Z_i), i = 1, \dots, n\}$, where $I_{jk}(Z_i) = I(\pi_j(Z_i) > 0, \pi_k(Z_i) > 0)$. Note that conditional on $\{I_{jk}(Z_i), i = 1, \dots, n\}$, \mathcal{I}_{jk} and n_{jk} are both non-random.

(a) We first show that, conditioned on $\{I_{jk}(Z_i), i = 1, \dots, n\}$, $\sqrt{n_{jk}}(\hat{\boldsymbol{\theta}}_{jk}^{\text{ipw}} - \boldsymbol{\theta}_{jk}) \xrightarrow{d}$ the bivariate normal with mean vector 0 and covariance matrix $\boldsymbol{\Sigma}_{jk}^{\text{ipw}}$, where \xrightarrow{d} denotes convergence in distribution as $n \rightarrow \infty$. Then, the unconditional convergence in distribution result in Theorem 1(a) follows from applying the bounded convergence theorem. Because \mathcal{I}_{jk} and n_{jk} are both non-random conditional on $\{I_{jk}(Z_i), i = 1, \dots, n\}$,

$$\widetilde{E}_{jk}(\hat{\theta}_{jk}^{\text{ipw}}) = \frac{1}{n_{jk}} \sum_{i \in \mathcal{I}_{jk}} \widetilde{E}_{jk} \left\{ \frac{I(A_i = j)Y_i^{(j)}}{\pi_j(Z_i)} \right\} = E_{jk} \left\{ \frac{I(A = j)Y^{(j)}}{\pi_j(Z)} \right\} = \theta_{jk},$$

where the second equality is from the independent and identically distributed condition and the last equality is from (3). Since $\hat{\boldsymbol{\theta}}_{jk}^{\text{ipw}}$ conditional on $\{I_{jk}(Z_i), i = 1, \dots, n\}$ is an average of independent and identically distributed random vectors, the convergence in distribution conditional on $\{I_{jk}(Z_i), i = 1, \dots, n\}$ is directly from the central limit theorem, if we can show that $\widetilde{\text{Var}}_{jk} \hat{\boldsymbol{\theta}}_{jk}^{\text{ipw}}$ conditional on $\{I_{jk}(Z_i), i = 1, \dots, n\}$ is $\boldsymbol{\Sigma}_{jk}^{\text{ipw}}$. Note that

$$\begin{aligned} & n_{jk} \widetilde{\text{Var}}_{jk}(\hat{\theta}_{jk}^{\text{ipw}} - \theta_{jk}) \\ &= \frac{1}{n_{jk}} \sum_{i \in \mathcal{I}_{jk}} \widetilde{\text{Var}}_{jk} \left\{ \frac{I(A_i = j)Y_i^{(j)}}{\pi_j(Z_i)} \right\} \\ &= \text{Var}_{jk} \left\{ \frac{I(A = j)Y^{(j)}}{\pi_j(Z)} \right\} \\ &= E_{jk} \left[\text{Var}_{jk} \left\{ \frac{I(A = j)Y^{(j)}}{\pi_j(Z)} \mid Z, Y^{(j)} \right\} \right] + \text{Var}_{jk} \left[E_{jk} \left\{ \frac{I(A = j)Y^{(j)}}{\pi_j(Z)} \mid Z, Y^{(j)} \right\} \right] \\ &= E_{jk} \left\{ \frac{(Y^{(j)})^2}{\pi_j(Z)} - (Y^{(j)})^2 \right\} + \text{Var}_{jk}(Y^{(j)}) \\ &= E_{jk} \left\{ \frac{(Y^{(j)})^2}{\pi_j(Z)} \right\} - \theta_{jk}^2, \end{aligned}$$

which is the first diagonal entry of Σ_{jk}^{ipw} . Similarly, $\widetilde{\text{Var}}_{jk}(\hat{\theta}_{kj}^{\text{ipw}} - \theta_{kj})$ is the second diagonal entry of Σ_{jk}^{ipw} . The off-diagonal entry of Σ_{jk}^{ipw} can be derived from

$$\begin{aligned} n_{jk} \widetilde{\text{Cov}}_{jk}(\hat{\theta}_{jk}^{\text{ipw}}, \hat{\theta}_{kj}^{\text{ipw}}) &= \frac{1}{n_{jk}} \sum_{i \in \mathcal{I}_{jk}} \text{Cov}_{jk} \left\{ \frac{I(A=j)}{\pi_j(Z)} Y^{(j)}, \frac{I(A=k)}{\pi_k(Z)} Y^{(k)} \right\} \\ &= \text{Cov}_{jk} \left\{ \frac{I(A=j)}{\pi_j(Z)} Y^{(j)}, \frac{I(A=k)}{\pi_k(Z)} Y^{(k)} \right\} \\ &= -E_{jk} \left\{ \frac{I(A=j)}{\pi_j(Z)} Y^{(j)} \right\} E_{jk} \left\{ \frac{I(A=k)}{\pi_k(Z)} Y^{(k)} \right\} \\ &= -\theta_{jk} \theta_{kj}. \end{aligned}$$

(b) Let

$$\xi_{jk} = \frac{1}{n_{jk}} \sum_{i \in \mathcal{I}_{jk}} \frac{I(A_i=j)(Y_i^{(j)} - \theta_{jk})}{\pi_j(Z_i)} \quad \text{and} \quad \eta_{jk} = \frac{1}{n_{jk}} \sum_{i \in \mathcal{I}_{jk}} \frac{I(A_i=j)}{\pi_j(Z_i)}.$$

Then

$$\hat{\theta}_{jk}^{\text{sipw}} - \theta_{jk} = \xi_{jk} / \eta_{jk}. \quad (\text{S2})$$

Since $\widetilde{E}_{jk}(\xi_{jk}) = 0$ and η_{jk} converges to 1 in probability, $\sqrt{n_{jk}}(\hat{\theta}_{jk}^{\text{sipw}} - \theta_{jk})$ has the same asymptotic distribution as $\sqrt{n_{jk}}\xi_{jk}$ by Slutsky's theorem. Using the same argument, $\sqrt{n_{jk}}(\hat{\theta}_{kj}^{\text{sipw}} - \theta_{kj})$ has the same asymptotic distribution as $\sqrt{n_{jk}}\xi_{kj}$. Then, we can follow the steps in the proof of part (a) with $Y^{(j)}$ replaced by $Y^{(j)} - \theta_{jk}$ and $Y^{(k)}$ replaced by $Y^{(k)} - \theta_{kj}$, which concludes the proof of part (b).

(c) Define $\boldsymbol{\vartheta}_{jk}^{\text{aipw}} = (\theta_{jk}^{\text{aipw}}, \theta_{kj}^{\text{aipw}})^T$ to be $\hat{\boldsymbol{\vartheta}}_{jk}^{\text{aipw}}$ with $\hat{\mu}_{jk}$ and $\hat{\mu}_{kj}$ respectively replaced by μ_{jk} and μ_{kj} defined in Assumption 2. Then

$$\hat{\boldsymbol{\vartheta}}_{jk}^{\text{aipw}} - \boldsymbol{\vartheta}_{jk}^{\text{aipw}} = \frac{1}{n_{jk}} \sum_{i \in \mathcal{I}_{jk}} \begin{pmatrix} \left\{ 1 - \frac{I(A_i=j)}{\pi_j(Z_i)} \right\} \{ \hat{\mu}_{jk}(\mathbf{X}_i) - \mu_{jk}(\mathbf{X}_i) \} \\ \left\{ 1 - \frac{I(A_i=k)}{\pi_k(Z_i)} \right\} \{ \hat{\mu}_{kj}(\mathbf{X}_i) - \mu_{kj}(\mathbf{X}_i) \} \end{pmatrix}.$$

Under Assumption 2, by Lemma 19.24 in van der Vaart (1998), $\sqrt{n_{jk}}(\hat{\boldsymbol{\vartheta}}_{jk}^{\text{aipw}} - \boldsymbol{\vartheta}_{jk}^{\text{aipw}})$ converges to 0 in probability. Hence, it suffices to show that $\sqrt{n_{jk}}(\boldsymbol{\vartheta}_{jk}^{\text{aipw}} - \boldsymbol{\vartheta}_{jk}) \xrightarrow{d}$ the bivariate normal with mean vector 0 and covariance matrix $\Sigma_{jk}^{\text{aipw}}$. Following the same steps

as in the proofs of (a)-(b), we only need to show that $n_{jk} \widetilde{\text{Var}}_{jk}(\boldsymbol{\theta}_{jk}^{\text{aipw}}) = \boldsymbol{\Sigma}_{jk}^{\text{aipw}}$. Define $\varepsilon_{jk} = Y^{(j)} - \mu_{jk}(\mathbf{X})$. The first diagonal entry of $\boldsymbol{\Sigma}_{jk}^{\text{aipw}}$ is

$$\begin{aligned}
n_{jk} \widetilde{\text{Var}}_{jk}(\theta_{jk}^{\text{aipw}} - \theta_{jk}) &= \text{Var}_{jk} \left\{ \frac{I(A=j)}{\pi_j(Z)} \varepsilon_{jk} + \mu_{jk}(\mathbf{X}) \right\} \\
&= \text{Var}_{jk} \left\{ Y^{(j)} + \frac{I(A=j) - \pi_j(Z)}{\pi_j(Z)} \varepsilon_{jk} \right\} \\
&= \text{Var}_{jk}(Y^{(j)}) + \text{Var}_{jk} \left\{ \frac{I(A=j) - \pi_j(Z)}{\pi_j(Z)} \varepsilon_{jk} \right\} \\
&= \text{Var}_{jk}(Y^{(j)}) + E_{jk} \left[\left\{ \frac{1}{\pi_j(Z)} - 1 \right\} \varepsilon_{jk}^2 \right] \\
&= E_{jk} \left\{ \frac{\varepsilon_{jk}^2}{\pi_j(Z)} \right\} + \text{Var}_{jk}(Y^{(j)}) - E_{jk}(\varepsilon_{jk}^2) \\
&= E_{jk} \left\{ \frac{\varepsilon_{jk}^2}{\pi_j(Z)} \right\} + \text{Var}_{jk}(Y^{(j)}) - \text{Var}_{jk}(\varepsilon_{jk}) - \{E_{jk}(\varepsilon_{jk})\}^2 \\
&= E_{jk} \left\{ \frac{\varepsilon_{jk}^2}{\pi_j(Z)} \right\} + \lambda_{jk} - \delta_{jk}^2,
\end{aligned}$$

where the third equality is because

$$\begin{aligned}
\text{Cov}_{jk} \left\{ Y^{(j)}, \frac{I(A=j) - \pi_j(Z)}{\pi_j(Z)} \varepsilon_{jk} \right\} &= \text{Cov}_{jk} \left\{ E_{jk}[Y^{(j)} | Z, Y^{(j)}, \mathbf{X}], E_{jk} \left[\frac{I(A=j) - \pi_j(Z)}{\pi_j(Z)} \varepsilon_{jk} | Z, Y^{(j)}, \mathbf{X} \right] \right\} \\
&\quad + E_{jk} \left[\text{Cov}_{jk} \left\{ Y^{(j)}, \frac{I(A=j) - \pi_j(Z)}{\pi_j(Z)} \varepsilon_{jk} \mid Z, Y^{(j)}, \mathbf{X} \right\} \right] \\
&= \text{Cov}_{jk}\{Y^{(j)}, 0\} + 0 = 0,
\end{aligned}$$

and the fourth equality is because

$$\begin{aligned}
&\text{Var}_{jk} \left\{ \frac{I(A=j) - \pi_j(Z)}{\pi_j(Z)} \varepsilon_{jk} \right\} \\
&= E_{jk} \left[\left\{ \frac{I(A=j) - \pi_j(Z)}{\pi_j(Z)} \right\}^2 \varepsilon_{jk}^2 \right] - \left\{ E_{jk} \left[\frac{I(A=j) - \pi_j(Z)}{\pi_j(Z)} \varepsilon_{jk} \right] \right\}^2 \\
&= E_{jk} \left[E_{jk} \left[\left\{ \frac{I(A=j) - \pi_j(Z)}{\pi_j(Z)} \right\}^2 \varepsilon_{jk}^2 \mid Z, Y^{(j)}, \mathbf{X} \right] \right] - \left\{ E_{jk} \left[E_{jk} \left[\frac{I(A=j) - \pi_j(Z)}{\pi_j(Z)} \varepsilon_{jk} \mid Z, Y^{(j)}, \mathbf{X} \right] \right] \right\}^2 \\
&= E_{jk} \left[\varepsilon_{jk}^2 E_{jk} \left[\left\{ \frac{I(A=j) - \pi_j(Z)}{\pi_j(Z)} \right\}^2 \mid Z \right] \right] - \left\{ E_{jk} \left[\varepsilon_{jk} E_{jk} \left[\frac{I(A=j) - \pi_j(Z)}{\pi_j(Z)} \mid Z \right] \right] \right\}^2 \\
&= E_{jk} \left[\left\{ \frac{1}{\pi_j(Z)} - 1 \right\} \varepsilon_{jk}^2 \right].
\end{aligned}$$

The last diagonal entry of $\Sigma_{jk}^{\text{aipw}}$ can be obtained by swapping j and k . Also,

$$\begin{aligned}
& \text{Cov}_{jk} \left\{ \frac{I(A=j)}{\pi_j(Z)} \varepsilon_{jk} + \mu_{jk}(\mathbf{X}), \frac{I(A=k)}{\pi_k(Z)} \varepsilon_{kj} + \mu_{kj}(\mathbf{X}) \right\} \\
&= \text{Cov}_{jk} \left[E_{jk} \left\{ \frac{I(A=j)}{\pi_j(Z)} \varepsilon_{jk} + \mu_{jk}(\mathbf{X}) \middle| Z, Y^{(j)}, Y^{(k)}, \mathbf{X} \right\}, E_{jk} \left\{ \frac{I(A=k)}{\pi_k(Z)} \varepsilon_{kj} + \mu_{kj}(\mathbf{X}) \middle| Z, Y^{(j)}, Y^{(k)}, \mathbf{X} \right\} \right] \\
&\quad + E_{jk} \left[\text{Cov}_{jk} \left\{ \frac{I(A=j)}{\pi_j(Z)} \varepsilon_{jk} + \mu_{jk}(\mathbf{X}), \frac{I(A=k)}{\pi_k(Z)} \varepsilon_{kj} + \mu_{kj}(\mathbf{X}) \middle| Z, Y^{(j)}, Y^{(k)}, \mathbf{X} \right\} \right] \\
&= \text{Cov}_{jk} \{ \varepsilon_{jk} + \mu_{jk}(\mathbf{X}), \varepsilon_{kj} + \mu_{kj}(\mathbf{X}) \} + E_{jk} \left[\frac{\varepsilon_{jk}}{\pi_j(Z)} \frac{\varepsilon_{kj}}{\pi_k(Z)} \text{Cov}_{jk} \{ I(A=j), I(A=k) \mid Z \} \right] \\
&= \text{Cov}_{jk}(Y^{(j)}, Y^{(k)}) - E_{jk}(\varepsilon_{jk} \varepsilon_{kj}) \\
&= \text{Cov}_{jk}(Y^{(j)}, Y^{(k)}) - \text{Cov}_{jk}(\varepsilon_{jk}, \varepsilon_{kj}) - E_{jk}(\varepsilon_{jk}) E_{jk}(\varepsilon_{kj}) \\
&= \text{Cov}_{jk}(Y^{(j)}, Y^{(k)}) - \text{Cov}_{jk} \{ Y^{(j)} - \mu_{jk}(\mathbf{X}), Y^{(k)} - \mu_{kj}(\mathbf{X}) \} - \delta_{jk} \delta_{kj} \\
&= c_{jk} - \delta_{jk} \delta_{kj},
\end{aligned}$$

where the third equation follows from $\text{Cov}_{jk} \{ I(A=j), I(A=k) \mid Z \} = -\pi_j(Z) \pi_k(Z)$.

This shows that $n_{jk} \widetilde{\text{Cov}}_{jk}(\theta_{jk}^{\text{aipw}}, \theta_{kj}^{\text{aipw}})$ is equal to the off-diagonal entry of $\Sigma_{jk}^{\text{aipw}}$.

(d) Similar to the proof of (c), we only need to show that $\sqrt{n_{jk}}(\boldsymbol{\vartheta}_{jk}^{\text{saipw}} - \boldsymbol{\theta}_{jk}) \xrightarrow{d}$ the bivariate normal with mean vector 0 and covariance matrix $\Sigma_{jk}^{\text{saipw}}$, where $\boldsymbol{\vartheta}_{jk}^{\text{saipw}} = (\theta_{jk}^{\text{saipw}}, \theta_{kj}^{\text{saipw}})^T$ is $\hat{\boldsymbol{\vartheta}}_{jk}^{\text{saipw}}$ with $\hat{\mu}_{jk}$ and $\hat{\mu}_{kj}$ respectively replaced by μ_{jk} and μ_{kj} defined in Assumption 2.

Define

$$\zeta_{jk} = \frac{1}{n_{jk}} \sum_{i \in \mathcal{I}_{jk}} \frac{I(A_i=j) \{ Y_i^{(j)} - \mu_{jk}(\mathbf{X}_i) - \delta_{jk} \}}{\pi_j(Z_i)} + \frac{1}{n_{jk}} \sum_{i \in \mathcal{I}_{jk}} [\mu_{jk}(\mathbf{X}_i) - E_{jk} \{ \mu_{jk}(\mathbf{X}) \}]$$

and recall the definition $\eta_{jk} = \frac{1}{n_{jk}} \sum_{i \in \mathcal{I}_{jk}} \frac{I(A_i=j)}{\pi_j(Z_i)}$. Then

$$\theta_{jk}^{\text{saipw}} - \theta_{jk} = \zeta_{jk} + \left(\frac{1}{\eta_{jk}} - 1 \right) \frac{1}{n_{jk}} \sum_{i \in \mathcal{I}_{jk}} \frac{I(A_i=j) \{ Y_i^{(j)} - \mu_{jk}(\mathbf{X}_i) - \delta_{jk} \}}{\pi_j(Z_i)}. \quad (\text{S3})$$

Since $n_{jk}^{-1} \sum_{i \in \mathcal{I}_{jk}} \frac{I(A_i=j) \{ Y_i^{(j)} - \mu_{jk}(\mathbf{X}_i) - \delta_{jk} \}}{\pi_j(Z_i)} = O_p(n^{-1/2})$ following from the steps in the proof of part (a) and (c), $\widetilde{E}_{jk}(\zeta_{jk}) = 0$ and η_{jk} converges to 1 in probability, $\sqrt{n_{jk}}(\theta_{jk}^{\text{saipw}} - \theta_{jk})$ has the same asymptotic distribution as $\sqrt{n_{kl}} \zeta_{jk}$ by Slutsky's theorem.

Let $\boldsymbol{\zeta}_{jk} = (\zeta_{jk}, \zeta_{kj})^T$. Then, the asymptotic distribution of $\sqrt{n_{jk}}\boldsymbol{\zeta}_{jk}$ follows from the steps in the proof of part (c), with $Y_i^{(j)}$ replaced by $Y_i^{(j)} - \theta_{jk}$ and $\mu_{jk}(\mathbf{X}_i)$ replaced by $\mu_{jk}(\mathbf{X}_i) - E_{jk}\{\mu_{jk}(\mathbf{X}_i)\}$.

(e) Write

$$\hat{\boldsymbol{\vartheta}}_{jk}^{\text{ps}} - \boldsymbol{\vartheta}_{jk} = \frac{1}{n_{jk}} \sum_{h=1}^{H_{jk}} \frac{n(\mathcal{I}_{jk}^{(h)})}{n_j(\mathcal{I}_{jk}^{(h)})} \sum_{i \in \mathcal{I}_{jk}^{(h)}} \begin{pmatrix} I(A_i = j)(Y_i^{(j)} - \theta_{jk}) \\ I(A_i = k)(Y_i^{(k)} - \theta_{kj}) \end{pmatrix} = \mathbf{U}_{jk} + \mathbf{V}_{jk},$$

where

$$\mathbf{U}_{jk} = \begin{pmatrix} U_{jk} \\ U_{kj} \end{pmatrix} = \frac{1}{n_{jk}} \sum_{h=1}^{H_{jk}} \frac{n(\mathcal{I}_{jk}^{(h)})}{n_j(\mathcal{I}_{jk}^{(h)})} \sum_{i \in \mathcal{I}_{jk}^{(h)}} \begin{pmatrix} I(A_i = j)\{Y_i^{(j)} - E_{jk}(Y_i^{(j)} | S_i)\} \\ I(A_i = k)\{Y_i^{(k)} - E_{jk}(Y_i^{(k)} | S_i)\} \end{pmatrix}$$

and

$$\mathbf{V}_{jk} = \begin{pmatrix} V_{jk} \\ V_{kj} \end{pmatrix} = \frac{1}{n_{jk}} \sum_{h=1}^{H_{jk}} \frac{n(\mathcal{I}_{jk}^{(h)})}{n_j(\mathcal{I}_{jk}^{(h)})} \sum_{i \in \mathcal{I}_{jk}^{(h)}} \begin{pmatrix} I(A_i = j)\{E_{jk}(Y_i^{(j)} | S_i) - \theta_{jk}\} \\ I(A_i = k)\{E_{jk}(Y_i^{(k)} | S_i) - \theta_{kj}\} \end{pmatrix}.$$

Since

$$\begin{aligned} V_{jk} &= \frac{1}{n_{jk}} \sum_{h=1}^{H_{jk}} \frac{n(\mathcal{I}_{jk}^{(h)})}{n_j(\mathcal{I}_{jk}^{(h)})} \sum_{i \in \mathcal{I}_{jk}^{(h)}} I(A_i = j)E_{jk}(Y_i^{(j)} | S_i = \mathcal{I}_{jk}^{(h)}) - \theta_{jk} \\ &= \frac{1}{n_{jk}} \sum_{h=1}^{H_{jk}} \frac{n(\mathcal{I}_{jk}^{(h)})}{n_j(\mathcal{I}_{jk}^{(h)})} \sum_{i \in \mathcal{I}_{jk}^{(h)}} I(A_i = j)E_{jk}(Y^{(j)} | S = \mathcal{I}_{jk}^{(h)}) - \theta_{jk} \\ &= \frac{1}{n_{jk}} \sum_{h=1}^{H_{jk}} n(\mathcal{I}_{jk}^{(h)})E_{jk}(Y^{(j)} | S = \mathcal{I}_{jk}^{(h)}) - \theta_{jk} \\ &= \frac{1}{n_{jk}} \sum_{h=1}^{H_{jk}} \sum_{i \in \mathcal{I}_{jk}^{(h)}} E_{jk}(Y_i^{(j)} | S_i) - \theta_{jk}, \\ &= \frac{1}{n_{jk}} \sum_{i \in \mathcal{I}_{jk}} E_{jk}(Y_i^{(j)} | S_i) - \theta_{jk}, \end{aligned}$$

we have $\widetilde{E}_{jk}(V_{jk}) = 0$, $\widetilde{E}_{jk}(V_{kj}) = 0$, $n_{jk}\widetilde{\text{Var}}_{jk}(V_{jk}) = \text{Var}_{jk}\{E_{jk}(Y^{(j)} | S)\}$, $n_{jk}\widetilde{\text{Var}}_{jk}(V_{kj}) = \text{Var}_{jk}\{E_{jk}(Y^{(k)} | S)\}$, and $n_{jk}\widetilde{\text{Cov}}_{jk}(V_{jk}, V_{kj}) = \text{Cov}_{jk}\{E_{jk}(Y^{(j)} | S), E_{jk}(Y^{(k)} | S)\}$. Conditional on $\{I_{jk}(Z_i), i = 1, \dots, n\}$, \mathbf{V}_{jk} is an average of independent and identically distributed

random vectors and, by central limit theorem, $\sqrt{n_{jk}}\mathbf{V}_{jk} \xrightarrow{d}$ bivariate normal with mean 0 and covariance matrix

$$\mathbf{D}_V = n_{jk} \widetilde{\text{Var}}_{jk}(\mathbf{V}_{jk}) = \text{Var}_{jk} \begin{pmatrix} E_{jk}(Y^{(j)} | S) \\ E_{jk}(Y^{(k)} | S) \end{pmatrix}.$$

By the dominated convergence theorem, $\sqrt{n_{jk}}\mathbf{V}_{jk} \xrightarrow{d}$ the same distribution unconditionally.

Next, we turn to U_{jk} and U_{kj} . Let $\mathcal{A} = \{A_1, \dots, A_n\}$ and $\mathcal{S} = \{S_1, \dots, S_n\}$. Note that

$$\widetilde{E}_{jk}(\mathbf{U}_{jk} | \mathcal{S}, \mathcal{A}) = \frac{1}{n_{jk}} \sum_{h=1}^{H_{jk}} \frac{n(\mathcal{I}_{jk}^{(h)})}{n_j(\mathcal{I}_{jk}^{(h)})} \sum_{i \in \mathcal{I}_{jk}^{(h)}} \left(I(A_i = j) \{E_{jk}(Y_i^{(j)} | S_i) - E_{jk}(Y_i^{(j)} | S_i)\} \right) = 0$$

and

$$\begin{aligned} n_{jk} \widetilde{\text{Var}}_{jk}(U_{jk} | \mathcal{S}, \mathcal{A}) &= \frac{1}{n_{jk}} \sum_{h=1}^{H_{jk}} \{n(\mathcal{I}_{jk}^{(h)})\}^2 \widetilde{\text{Var}}_{jk} \left\{ \bar{Y}_j(\mathcal{I}_{jk}^{(h)}) \mid \mathcal{S}, \mathcal{A} \right\} \\ &= \frac{1}{n_{jk}} \sum_{h=1}^{H_{jk}} \frac{\{n(\mathcal{I}_{jk}^{(h)})\}^2}{\{n_j(\mathcal{I}_{jk}^{(h)})\}^2} \sum_{i \in \mathcal{I}_{jk}^{(h)}} I(A_i = j) \text{Var}_{jk}(Y_i^{(j)} | \mathcal{S}, \mathcal{A}) \\ &= \frac{1}{n_{jk}} \sum_{h=1}^{H_{jk}} \frac{\{n(\mathcal{I}_{jk}^{(h)})\}^2}{\{n_j(\mathcal{I}_{jk}^{(h)})\}^2} \sum_{i \in \mathcal{I}_{jk}^{(h)}} I(A_i = j) \text{Var}_{jk}(Y^{(j)} | S = \mathcal{I}_{jk}^{(h)}) \\ &= \frac{1}{n_{jk}} \sum_{h=1}^{H_{jk}} \frac{\{n(\mathcal{I}_{jk}^{(h)})\}^2}{n_j(\mathcal{I}_{jk}^{(h)})} \text{Var}_{jk}(Y^{(j)} | S = \mathcal{I}_{jk}^{(h)}) \\ &= \frac{1}{n_{jk}} \sum_{h=1}^{H_{jk}} n(\mathcal{I}_{jk}^{(h)}) \left\{ \frac{1}{\pi_j(\mathcal{I}_{jk}^{(h)})} + o_p(1) \right\} \text{Var}_{jk}(Y^{(j)} | S = \mathcal{I}_{jk}^{(h)}) \\ &= \frac{1}{n_{jk}} \sum_{h=1}^{H_{jk}} \sum_{i \in \mathcal{I}_{jk}^{(h)}} \frac{\text{Var}_{jk}(Y_i^{(j)} | S_i)}{\pi_j(S_i)} + o_p(1), \\ &= \frac{1}{n_{jk}} \sum_{i \in \mathcal{I}_{jk}} \frac{\text{Var}_{jk}(Y_i^{(j)} | S_i)}{\pi_j(S_i)} + o_p(1), \end{aligned}$$

where the third equality holds because $A \perp (\mathbf{W}, Y^{(1)}, \dots, Y^{(J)}) | S$ and the second to the last equality holds because $\pi_j(S_i) = \pi_j(Z_i)$, both from Lemma S1. Similarly,

$$n_{jk} \widetilde{\text{Var}}_{jk}(U_{kj} | \mathcal{S}, \mathcal{A}) = \frac{1}{n_{jk}} \sum_{i \in \mathcal{I}_{jk}} \frac{\text{Var}_{jk}(Y_i^{(k)} | S_i)}{\pi_k(S_i)} + o_p(1)$$

and

$$\begin{aligned}
\widetilde{\text{Cov}}_{jk}(U_{jk}, U_{kj} \mid \mathcal{S}, \mathcal{A}) &= \widetilde{\text{Cov}}_{jk} \left\{ \sum_{h=1}^{H_{jk}} \frac{n(\mathcal{I}_{jk}^{(h)})}{n_{jk}} \bar{Y}_j(\mathcal{I}_{jk}^{(h)}), \sum_{h'=1}^{H_{jk}} \frac{n(\mathcal{I}_{jk}^{(h')})}{n_{jk}} \bar{Y}_k(\mathcal{I}_{jk}^{(h')}) \mid \mathcal{S}, \mathcal{A} \right\} \\
&= \sum_{h, h'=1}^{H_{jk}} \frac{n(\mathcal{I}_{jk}^{(h)})n(\mathcal{I}_{jk}^{(h')})}{n_{jk}^2} \widetilde{\text{Cov}}_{jk} \{ \bar{Y}_j(\mathcal{I}_{jk}^{(h)}), \bar{Y}_k(\mathcal{I}_{jk}^{(h')}) \mid \mathcal{S}, \mathcal{A} \} \\
&= 0,
\end{aligned}$$

where the last line follows from the fact that, for any h and h' ,

$$\begin{aligned}
&\widetilde{\text{Cov}}_{jk} \{ \bar{Y}_j(\mathcal{I}_{jk}^{(h)}), \bar{Y}_k(\mathcal{I}_{jk}^{(h')}) \mid \mathcal{S}, \mathcal{A} \} \\
&= \frac{1}{n_j(\mathcal{I}_{jk}^{(h)})n_k(\mathcal{I}_{jk}^{(h')})} \sum_{i \in \mathcal{I}_{jk}^{(h)}} \sum_{i' \in \mathcal{I}_{jk}^{(h')}} I(A_i = j, A_{i'} = k) \text{Cov}_{jk}(Y_i^{(j)}, Y_{i'}^{(k)} \mid S_i, S_{i'}) \\
&= \frac{I(h = h')}{n_j(\mathcal{I}_{jk}^{(h)})n_k(\mathcal{I}_{jk}^{(h)})} \sum_{i \in \mathcal{I}_{jk}^{(h)}} I(A_i = j, A_i = k) \text{Cov}_{jk}(Y_i^{(j)}, Y_i^{(k)} \mid S_i) \\
&= 0.
\end{aligned}$$

Conditional on $\{I_{jk}(Z_i), i = 1, \dots, n\}, \mathcal{S}, \mathcal{A}$, \mathbf{U}_{jk} is an average of independent random vectors. By the central limit theorem and Slutsky's theorem, $\sqrt{n_{jk}}\mathbf{U}_{jk} \xrightarrow{d}$ bivariate normal with mean 0 and covariance matrix.

$$\mathbf{D}_U = E_{jk} \begin{pmatrix} \frac{\text{Var}_{jk}(Y^{(j)} \mid \mathcal{S})}{\pi_j(\mathcal{S})} & 0 \\ 0 & \frac{\text{Var}_{jk}(Y^{(k)} \mid \mathcal{S})}{\pi_k(\mathcal{S})} \end{pmatrix}.$$

Lastly, we show that $(\sqrt{n_{jk}}\mathbf{U}_{jk}^T, \sqrt{n_{jk}}\mathbf{V}_{jk}^T)^T \xrightarrow{d} (\boldsymbol{\psi}_U^T, \boldsymbol{\psi}_V^T)^T$, where $\boldsymbol{\psi}_U$ and $\boldsymbol{\psi}_V$ are independent random vectors having bivariate normal distributions with mean 0 and covariance matrices \mathbf{D}_U and \mathbf{D}_V , respectively. Note that our previous proof shows that $\sqrt{n_{jk}}\mathbf{U}_{jk} \mid I_{jk}(Z_i), i = 1, \dots, n, \mathcal{S}, \mathcal{A} \xrightarrow{d} \boldsymbol{\psi}_U$ and $\sqrt{n_{jk}}\mathbf{V}_{jk} \mid I_{jk}(Z_i), i = 1, \dots, n \xrightarrow{d} \boldsymbol{\psi}_V$. Then, for any bivariate vectors \mathbf{t} and \mathbf{s} ,

$$P(\sqrt{n_{jk}}\mathbf{U}_{jk} \leq \mathbf{t}, \sqrt{n_{jk}}\mathbf{V}_{jk} \leq \mathbf{s})$$

$$\begin{aligned}
&= E \left[E \left\{ I(\sqrt{n_{jk}}\mathbf{U}_{jk} \leq \mathbf{t}, \sqrt{n_{jk}}\mathbf{V}_{jk} \leq \mathbf{s}) \mid I_{jk}(Z_i), i = 1, \dots, n, \mathcal{S}, \mathcal{A} \right\} \right] \\
&= E \left\{ I(\sqrt{n_{jk}}\mathbf{V}_{jk} \leq \mathbf{s}) E \left\{ I(\sqrt{n_{jk}}\mathbf{U}_{jk} \leq \mathbf{t}) \mid I_{jk}(Z_i), i = 1, \dots, n, \mathcal{S}, \mathcal{A} \right\} \right\} \\
&= E \left\{ I(\sqrt{n_{jk}}\mathbf{V}_{jk} \leq \mathbf{s}) \left[P(\sqrt{n_{jk}}\mathbf{U}_{jk} \leq \mathbf{t} \mid I_{jk}(Z_i), i = 1, \dots, n, \mathcal{S}, \mathcal{A}) - P(\boldsymbol{\psi}_U \leq \mathbf{t}) \right] \right\} \\
&\quad + P(\sqrt{n_{jk}}\mathbf{V}_{jk} \leq \mathbf{s}) P(\boldsymbol{\psi}_U \leq \mathbf{t}) \\
&\rightarrow P(\boldsymbol{\psi}_V \leq \mathbf{s}) P(\boldsymbol{\psi}_U \leq \mathbf{t})
\end{aligned}$$

where the second equality follows from the fact that \mathbf{V}_{jk} is non-random conditional on $\{I_{jk}(Z_i), i = 1, \dots, n\}$, \mathcal{S}, \mathcal{A} , and the last step is from the bounded convergence theorem.

Consequently, $\sqrt{n_{jk}}(\hat{\boldsymbol{\theta}}_{jk}^{\text{ps}} - \boldsymbol{\theta}_{jk}) = \sqrt{n_{jk}}(\mathbf{U}_{jk} + \mathbf{V}_{jk}) \xrightarrow{d} \boldsymbol{\psi}_U + \boldsymbol{\psi}_V$ that is bivariate normal with mean 0 and covariance matrix $\mathbf{D}_U + \mathbf{D}_V$ as given in (e).

(f) Similar to the proof of (c), we only need to show that $\sqrt{n_{jk}}(\boldsymbol{\theta}_{jk}^{\text{aps}} - \boldsymbol{\theta}_{jk}) \xrightarrow{d}$ the bivariate normal with mean vector 0 and covariance matrix $\boldsymbol{\Sigma}_{jk}^{\text{aps}}$, where $\boldsymbol{\theta}_{jk}^{\text{aps}} = (\theta_{jk}^{\text{aps}}, \theta_{kj}^{\text{aps}})^T$ is $\hat{\boldsymbol{\theta}}_{jk}^{\text{aps}}$ with $(\hat{\mu}_{jk}, \hat{\mu}_{kj})$ replaced by (μ_{jk}, μ_{kj}) . We use the same technique in the proof of (e) to derive this asymptotic distribution. Write $\boldsymbol{\theta}_{jk}^{\text{aps}} - \boldsymbol{\theta}_{jk} = \mathbf{U}_{jk}^a + \mathbf{V}_{jk}$, where

$$\mathbf{U}_{jk}^a = \begin{pmatrix} U_{jk}^a \\ U_{kj}^a \end{pmatrix} = \frac{1}{n_{jk}} \sum_{h=1}^{H_{jk}} \frac{n(\mathcal{I}_{jk}^{(h)})}{n_j(\mathcal{I}_{jk}^{(h)})} \sum_{i \in \mathcal{I}_{jk}^{(h)}} \left(I(A_i = j) \{Y_i^{(j)} - \mu_{jk}(\mathbf{X}_i) + \bar{\mu}_{jk}^{(h)} - E_{jk}(Y_i^{(j)} \mid S_i)\} \right),$$

$\bar{\mu}_{jk}^{(h)} = n(\mathcal{I}_{jk}^{(h)})^{-1} \sum_{i \in \mathcal{I}_{jk}^{(h)}} \mu_{jk}(\mathbf{X}_i)$, and \mathbf{V}_{jk} is the same as that in the proof of (e). Note that

$$\begin{aligned}
\tilde{E}_{jk}(U_{jk}^a \mid \mathcal{S}, \mathcal{A}) &= \frac{1}{n_{jk}} \sum_{h=1}^{H_{jk}} \frac{n(\mathcal{I}_{jk}^{(h)})}{n_j(\mathcal{I}_{jk}^{(h)})} \sum_{i \in \mathcal{I}_{jk}^{(h)}} I(A_i = j) E_{jk} \{Y_i^{(j)} - \mu_{jk}(\mathbf{X}_i) + \bar{\mu}_{jk}^{(h)} - E_{jk}(Y_i^{(j)} \mid S_i) \mid \mathcal{S}\} \\
&= \frac{1}{n_{jk}} \sum_{h=1}^{H_{jk}} \frac{n(\mathcal{I}_{jk}^{(h)})}{n_j(\mathcal{I}_{jk}^{(h)})} \sum_{i \in \mathcal{I}_{jk}^{(h)}} I(A_i = j) [-E_{jk} \{\mu_{jk}(\mathbf{X}_i) \mid S_i\} + E_{jk}(\bar{\mu}_{jk}^{(h)} \mid \mathcal{S})] \\
&= 0,
\end{aligned}$$

because $\tilde{E}_{jk}(\bar{\mu}_{jk}^{(h)} \mid \mathcal{S}) = n(\mathcal{I}_{jk}^{(h)})^{-1} \sum_{i \in \mathcal{I}_{jk}^{(h)}} E_{jk} \{\mu_{jk}(\mathbf{X}_i) \mid S_i\} = E_{jk} \{\mu_{jk}(\mathbf{X}) \mid S = \mathcal{I}_{jk}^{(h)}\} = E_{jk} \{\mu_{jk}(\mathbf{X}_i) \mid S_i\}$ for any $i \in \mathcal{I}_{jk}^{(h)}$. Similarly, $\tilde{E}_{jk}(U_{kj}^a \mid \mathcal{S}, \mathcal{A}) = 0$.

Consider now the variances and covariance of U_{jk}^a and U_{kj}^a . Note that

$$\begin{aligned}
& \widetilde{\text{Var}}_{jk} \left[\frac{1}{n_j(\mathcal{I}_{jk}^{(h)})} \sum_{i \in \mathcal{I}_{jk}^{(h)}} I(A_i = j) \{Y_i^{(j)} - \mu_{jk}(\mathbf{X}_i)\} \mid \mathcal{S}, \mathcal{A} \right] \\
&= \frac{1}{\{n_j(\mathcal{I}_{jk}^{(h)})\}^2} \sum_{i \in \mathcal{I}_{jk}^{(h)}} I(A_i = j) \text{Var}_{jk} \left\{ Y_i^{(j)} - \mu_{jk}(\mathbf{X}_i) \mid S_i \right\} \\
&= \frac{1}{n_j(\mathcal{I}_{jk}^{(h)})} \text{Var}_{jk} \left\{ Y^{(j)} - \mu_{jk}(\mathbf{X}) \mid S = \mathcal{I}_{jk}^{(h)} \right\}, \\
& \widetilde{\text{Var}}_{jk}(\bar{\mu}_{jk}^{(h)} \mid \mathcal{S}, \mathcal{A}) = \frac{1}{\{n(\mathcal{I}_{jk}^{(h)})\}^2} \sum_{i \in \mathcal{I}_{jk}^{(h)}} \text{Var}_{jk} \{ \mu_{jk}(\mathbf{X}_i) \mid S_i \} \\
&= \frac{1}{n(\mathcal{I}_{jk}^{(h)})} \text{Var}_{jk} \{ \mu_{jk}(\mathbf{X}) \mid S = \mathcal{I}_{jk}^{(h)} \},
\end{aligned}$$

and

$$\begin{aligned}
& \widetilde{\text{Cov}}_{jk} \left\{ \frac{1}{n_j(\mathcal{I}_{jk}^{(h)})} \sum_{i \in \mathcal{I}_{jk}^{(h)}} I(A_i = j) \{Y_i^{(j)} - \mu_{jk}(\mathbf{X}_i)\}, \bar{\mu}_{jk}^{(h)} \mid \mathcal{S}, \mathcal{A} \right\} \\
&= \widetilde{\text{Cov}}_{jk} \left\{ \frac{1}{n_j(\mathcal{I}_{jk}^{(h)})} \sum_{i \in \mathcal{I}_{jk}^{(h)}} I(A_i = j) (Y_i^{(j)} - \mu_{jk}(\mathbf{X}_i)), \frac{1}{n(\mathcal{I}_{jk}^{(h)})} \sum_{i' \in \mathcal{I}_{jk}^{(h)}} \mu_{jk}(\mathbf{X}_{i'}) \mid \mathcal{S}, \mathcal{A} \right\} \\
&= \frac{1}{n_j(\mathcal{I}_{jk}^{(h)}) n(\mathcal{I}_{jk}^{(h)})} \sum_{i \in \mathcal{I}_{jk}^{(h)}} \sum_{i' \in \mathcal{I}_{jk}^{(h)}} I(A_i = j) \text{Cov}_{jk} \left\{ Y_i^{(j)} - \mu_{jk}(\mathbf{X}_i), \mu_{jk}(\mathbf{X}_{i'}) \mid S_i, S_{i'} \right\} \\
&= \frac{1}{n(\mathcal{I}_{jk}^{(h)})} \text{Cov}_{jk} \left\{ Y^{(j)} - \mu_{jk}(\mathbf{X}), \mu_{jk}(\mathbf{X}) \mid S = \mathcal{I}_{jk}^{(h)} \right\}.
\end{aligned}$$

Combining these results gives

$$\begin{aligned}
n_{jk} \widetilde{\text{Var}}_{jk}(U_{jk}^a \mid \mathcal{S}, \mathcal{A}) &= \frac{1}{n_{jk}} \sum_{h=1}^{H_{jk}} \{n(\mathcal{I}_{jk}^{(h)})\}^2 \left[\widetilde{\text{Var}}_{jk} \left\{ \frac{1}{n_j(\mathcal{I}_{jk}^{(h)})} \sum_{i \in \mathcal{I}_{jk}^{(h)}} I(A_i = j) \{Y_i^{(j)} - \mu_{jk}(\mathbf{X}_i)\} \mid \mathcal{S}, \mathcal{A} \right\} \right. \\
&\quad + 2 \widetilde{\text{Cov}}_{jk} \left\{ \frac{1}{n_j(\mathcal{I}_{jk}^{(h)})} \sum_{i \in \mathcal{I}_{jk}^{(h)}} I(A_i = j) \{Y_i^{(j)} - \mu_{jk}(\mathbf{X}_i)\}, \bar{\mu}_{jk}^{(h)} \mid \mathcal{S}, \mathcal{A} \right\} \\
&\quad \left. + \widetilde{\text{Var}}_{jk}(\bar{\mu}_{jk}^{(h)} \mid \mathcal{S}, \mathcal{A}) \right] \\
&= \frac{1}{n_{jk}} \sum_{h=1}^{H_{jk}} n(\mathcal{I}_{jk}^{(h)}) \left[\frac{n(\mathcal{I}_{jk}^{(h)})}{n_j(\mathcal{I}_{jk}^{(h)})} \text{Var}_{jk} \{ Y^{(j)} - \mu_{jk}(\mathbf{X}) \mid S = \mathcal{I}_{jk}^{(h)} \} \right.
\end{aligned}$$

$$\begin{aligned}
& + 2\text{Cov}_{jk}\{Y^{(j)} - \mu_{jk}(\mathbf{X}), \mu_{jk}(\mathbf{X}) \mid S = \mathcal{I}_{jk}^{(h)}\} \\
& + \text{Var}_{jk}\{\mu_{jk}(\mathbf{X}) \mid S = \mathcal{I}_{jk}^{(h)}\} \Big] \\
& = \frac{1}{n_{jk}} \sum_{h=1}^{H_{jk}} n(\mathcal{I}_{jk}^{(h)}) \left[\left\{ \frac{1}{\pi_j(\mathcal{I}_{jk}^{(h)})} + o_p(1) \right\} \text{Var}_{jk}\{Y^{(j)} - \mu_{jk}(\mathbf{X}) \mid S = \mathcal{I}_{jk}^{(h)}\} \right. \\
& \quad \left. + 2\text{Cov}_{jk}\{Y^{(j)}, \mu_{jk}(\mathbf{X}) \mid S = \mathcal{I}_{jk}^{(h)}\} - \text{Var}_{jk}\{\mu_{jk}(\mathbf{X}) \mid S = \mathcal{I}_{jk}^{(h)}\} \right] \\
& = \frac{1}{n_{jk}} \sum_{i \in \mathcal{I}_{jk}} \left\{ \frac{\text{Var}_{jk}\{Y_i^{(j)} - \mu_{jk}(\mathbf{X}_i) \mid S_i\}}{\pi_j(S_i)} + \lambda_{jk}(S_i) \right\} + o_p(1).
\end{aligned}$$

$n_{jk} \widetilde{\text{Var}}_{jk}(U_{kj}^a \mid \mathcal{S}, \mathcal{A})$ can be obtained by swapping j and k . Let $\bar{\mu}_{jk}(\mathcal{I}_{jk}^{(h)}; a)$ be the sample mean of $\mu_{jk}(\mathbf{X}_i)$'s for units in $\mathcal{I}_{jk}^{(h)}$ with $A_i = a$. From the same argument in the proof of part (e),

$$\widetilde{\text{Cov}}_{jk}\{\bar{Y}_j(\mathcal{I}_{jk}^{(h)}) - \bar{\mu}_{jk}(\mathcal{I}_{jk}^{(h)}; j), \bar{Y}_k(\mathcal{I}_{jk}^{(h)}) - \bar{\mu}_{kj}(\mathcal{I}_{jk}^{(h)}; k) \mid \mathcal{S}, \mathcal{A}\} = 0.$$

In addition,

$$\begin{aligned}
& \widetilde{\text{Cov}}_{jk}\{\bar{Y}_j(\mathcal{I}_{jk}^{(h)}) - \bar{\mu}_{jk}(\mathcal{I}_{jk}^{(h)}; j), \bar{\mu}_{kj}^{(h)} \mid \mathcal{S}, \mathcal{A}\} \\
& = \frac{1}{n_j(\mathcal{I}_{jk}^{(h)})n(\mathcal{I}_{jk}^{(h)})} \sum_{i \in \mathcal{I}_{jk}^{(h)}} \sum_{i' \in \mathcal{I}_{jk}^{(h)}} I(A_i = j) \text{Cov}_{jk}\{Y_i^{(j)} - \mu_{jk}(\mathbf{X}_i), \mu_{kj}(\mathbf{X}_{i'}) \mid S_i, S_{i'}\} \\
& = \frac{1}{n_j(\mathcal{I}_{jk}^{(h)})n(\mathcal{I}_{jk}^{(h)})} \sum_{i \in \mathcal{I}_{jk}^{(h)}} I(A_i = j) \text{Cov}_{jk}\{Y_i^{(j)} - \mu_{jk}(\mathbf{X}_i), \mu_{kj}(\mathbf{X}_i) \mid S_i\} \\
& = \frac{1}{n(\mathcal{I}_{jk}^{(h)})} \text{Cov}_{jk}\{Y^{(j)} - \mu_{jk}(\mathbf{X}), \mu_{kj}(\mathbf{X}) \mid S = \mathcal{I}_{jk}^{(h)}\},
\end{aligned}$$

and

$$\begin{aligned}
\widetilde{\text{Cov}}_{jk}\{\bar{\mu}_{jk}^{(h)}, \bar{\mu}_{kj}^{(h)} \mid \mathcal{S}, \mathcal{A}\} & = \frac{1}{\{n(\mathcal{I}_{jk}^{(h)})\}^2} \sum_{i \in \mathcal{I}_{jk}^{(h)}} \text{Cov}_{jk}\{\mu_{jk}(\mathbf{X}_i), \mu_{kj}(\mathbf{X}_i) \mid S_i\} \\
& = \frac{1}{n(\mathcal{I}_{jk}^{(h)})} \text{Cov}_{jk}\{\mu_{jk}(\mathbf{X}), \mu_{kj}(\mathbf{X}) \mid S = \mathcal{I}_{jk}^{(h)}\}.
\end{aligned}$$

Putting these together shows that

$$n_{jk} \widetilde{\text{Cov}}_{jk}(U_{jk}^a, U_{kj}^a \mid \mathcal{S}, \mathcal{A})$$

$$\begin{aligned}
&= \frac{1}{n_{jk}} \sum_{h=1}^{H_{jk}} \{n(\mathcal{I}_{jk}^{(h)})\}^2 \left[\widetilde{\text{Cov}}_{jk} \{ \bar{Y}_j(\mathcal{I}_{jk}^{(h)}) - \bar{\mu}_{jk}(\mathcal{I}_{jk}^{(h)}; j), \bar{Y}_k(\mathcal{I}_{jk}^{(h)}) - \bar{\mu}_{kj}(\mathcal{I}_{jk}^{(h)}; k) \mid \mathcal{S}, \mathcal{A} \} \right. \\
&\quad + \widetilde{\text{Cov}}_{jk} \{ \bar{Y}_j(\mathcal{I}_{jk}^{(h)}) - \bar{\mu}_{jk}(\mathcal{I}_{jk}^{(h)}; j), \bar{\mu}_{kj}^{(h)} \mid \mathcal{S}, \mathcal{A} \} + \widetilde{\text{Cov}}_{jk} \{ \bar{Y}_k(\mathcal{I}_{jk}^{(h)}) - \bar{\mu}_{kj}(\mathcal{I}_{jk}^{(h)}; k), \bar{\mu}_{jk}^{(h)} \mid \mathcal{S}, \mathcal{A} \} \\
&\quad \left. + \widetilde{\text{Cov}}_{jk} \{ \bar{\mu}_{jk}^{(h)}, \bar{\mu}_{kj}^{(h)} \mid \mathcal{S}, \mathcal{A} \} \right] \\
&= \frac{1}{n_{jk}} \sum_{h=1}^{H_{jk}} n(\mathcal{I}_{jk}^{(h)}) \left[\text{Cov}_{jk} \left\{ Y^{(j)} - \mu_{jk}(\mathbf{X}), \mu_{kj}(\mathbf{X}) \mid S = \mathcal{I}_{jk}^{(h)} \right\} \right. \\
&\quad + \text{Cov}_{jk} \left\{ Y^{(k)} - \mu_{kj}(\mathbf{X}), \mu_{jk}(\mathbf{X}) \mid S = \mathcal{I}_{jk}^{(h)} \right\} \\
&\quad \left. + \text{Cov}_{jk} \left\{ \mu_{jk}(\mathbf{X}), \mu_{kj}(\mathbf{X}) \mid S = \mathcal{I}_{jk}^{(h)} \right\} \right] \\
&= \frac{1}{n_{jk}} \sum_{i \in \mathcal{I}_{jk}} c_{jk}(S_i).
\end{aligned}$$

The rest of proof follows the proof of (e).

S7 Proof of Corollary 1 and Related Results

The difference between the first diagonal elements of Σ_{jk}^{ipw} and $\Sigma_{jk}^{\text{sipw}}$ is

$$\begin{aligned}
E_{jk} \left\{ \frac{(Y^{(j)})^2 - (Y^{(j)} - \theta_{jk})^2}{\pi_j(Z)} \right\} - \theta_{jk}^2 &= E_{jk} \left\{ \frac{2\theta_{jk}Y^{(j)} - \theta_{jk}^2}{\pi_j(Z)} \right\} - \theta_{jk}^2 \\
&= 2\theta_{jk}E_{jk} \left\{ \frac{Y^{(j)} - \theta_{jk}}{\pi_j(Z)} \right\} + \theta_{jk}^2 E_{jk} \left\{ \frac{1}{\pi_j(Z)} - 1 \right\} \\
&= 2\theta_{jk} \text{Cov}_{jk} \left\{ Y^{(j)}, \frac{1}{\pi_j(Z)} \right\} + \theta_{jk}^2 E_{jk} \left\{ \frac{1}{\pi_j(Z)} - 1 \right\}.
\end{aligned}$$

The difference between the second diagonal elements of Σ_{jk}^{ipw} and $\Sigma_{jk}^{\text{sipw}}$ can be similarly obtained. It is clear that the off-diagonal element of $\Sigma_{jk}^{\text{ipw}} - \Sigma_{jk}^{\text{sipw}}$ is $-\theta_{jk}\theta_{kj}$. This proves Corollary 1.

From Corollary 1, $\Sigma_{jk}^{\text{ipw}} - \Sigma_{jk}^{\text{sipw}}$ is a sum of two matrices. The first matrix is always positive semidefinite because its diagonal elements are non-negative and its determinant is

equal to

$$\begin{aligned}
& \theta_{jk}^2 \theta_{kj}^2 \left[E_{jk} \left\{ \frac{1}{\pi_j(Z)} - 1 \right\} E_{jk} \left\{ \frac{1}{\pi_k(Z)} - 1 \right\} - 1 \right] \\
& \geq \theta_{jk}^2 \theta_{kj}^2 \left[E_{jk} \left\{ \frac{\pi_k(Z)}{\pi_j(Z)} \right\} E_{jk} \left\{ \frac{\pi_j(Z)}{\pi_k(Z)} \right\} - 1 \right] \\
& \geq 0,
\end{aligned}$$

where the first inequality follows from $\pi_j(Z) + \pi_k(Z) \leq 1$ almost surely and the second inequality results from Cauchy-Schwarz inequality. When $\text{Cov}_{jk} \left\{ Y^{(j)}, \frac{\theta_{jk}}{\pi_j(Z)} \right\}$ and $\text{Cov}_{jk} \left\{ Y^{(k)}, \frac{\theta_{kj}}{\pi_k(Z)} \right\}$ are both non-negative, the second matrix is positive semidefinite and, hence, $\Sigma_{jk}^{\text{ipw}} - \Sigma_{jk}^{\text{sipw}}$ is positive semidefinite.

Finally, we construct an example under which IPW is asymptotically more efficient than SIPW for estimating $\theta_{jk} - \theta_{kj}$. Suppose that Z is binary with $P(Z = 1) = 0.5$ and $P(Z = 0) = 0.5$, $E_{jk}(Y^{(j)} \mid Z = 1) = -6$, $E_{jk}(Y^{(j)} \mid Z = 0) = 4$, and $\theta_{kj} = 0$. Then, $\theta_{jk} = E_{jk}(Y^{(j)}) = -3 + 2 = -1$. Also suppose that $\pi_j(Z = 1) = 0.5$ and $\pi_j(Z = 0) = 1/3$. Then,

$$E_{jk} \left\{ \frac{1}{\pi_j(Z)} - 1 \right\} = 0.5 \times (2 - 1) + 0.5 \times (3 - 1) = 1.5,$$

$E_{jk}[Y^{(j)}/\pi_j(Z)] = 0.5 \times (-12) + 0.5 \times 12 = 0$, and

$$\text{Cov}_{jk} \left\{ Y^{(j)}, \frac{\theta_{jk}}{\pi_j(Z)} \right\} = -\theta_{jk}^2 E_{jk} \left\{ \frac{1}{\pi_j(Z)} \right\} = -2.5.$$

Putting it together, we have

$$\begin{aligned}
& (1, -1) (\Sigma_{jk}^{\text{ipw}} - \Sigma_{jk}^{\text{sipw}}) \begin{pmatrix} 1 \\ -1 \end{pmatrix} \\
& = \theta_{jk}^2 E_{jk} \left\{ \frac{1}{\pi_j(Z)} - 1 \right\} + 2 \text{Cov}_{jk} \left\{ Y^{(j)}, \frac{\theta_{jk}}{\pi_j(Z)} \right\} + 0 \\
& = 1.5 + 2 \times (-2.5) \\
& = -3.5 < 0.
\end{aligned}$$

S8 Proof of Corollary 2

The proof of Corollary 2 is the same as the proof of Corollary 1, with θ_{jk} and $Y^{(j)}$ replaced by δ_{jk} and $Y^{(j)} - \mu_{jk}(\mathbf{X})$, respectively.

S9 Proof of Corollary 3

Under condition (6), $c_{jk} = \text{Cov}_{jk}\{\mu_{jk}(\mathbf{X}), \mu_{kj}(\mathbf{X})\}$, which shows the result for the off-diagonal element of $\Sigma_{jk}^{\text{sipw}} - \Sigma_{jk}^{\text{saipw}}$. Also, under (5), $\lambda_{jk} = \text{Var}_{jk}\{\mu_{jk}(\mathbf{X})\} = E_{jk}\{\mu_{jk}(\mathbf{X}) - \mu_{jk}\}^2$. Note that $\theta_{jk} = \mu_{jk} + \delta_{jk}$ and $\pi_j(Z) = \pi_j(S)$. Hence, the first diagonal entry of $\Sigma_{jk}^{\text{sipw}} - \Sigma_{jk}^{\text{saipw}}$ is

$$\begin{aligned} & E_{jk} \left[\frac{(Y^{(j)} - \theta_{jk})^2 - \{\mu_{jk}(\mathbf{X}) - \mu_{jk}\}^2}{\pi_j(S)} \right] - \lambda_{jk} \\ &= E_{jk} \left[\frac{2\{\mu_{jk}(\mathbf{X}) - \mu_{jk}\}(Y^{(j)} - \theta_{jk}) - \{\mu_{jk}(\mathbf{X}) - \mu_{jk}\}^2}{\pi_j(S)} \right] - E_{jk}\{\mu_{jk}(\mathbf{X}) - \mu_{jk}\}^2 \\ &= E_{jk} \left[\frac{\{\mu_{jk}(\mathbf{X}) - \mu_{jk}\}^2}{\pi_j(S)} \right] - E_{jk}\{\mu_{jk}(\mathbf{X}) - \mu_{jk}\}^2, \end{aligned}$$

where the last equality follows from that, under (4)-(5),

$$\begin{aligned} & E_{jk} \left[\{\mu_{jk}(\mathbf{X}) - \mu_{jk}\}(Y^{(j)} - \theta_{jk}) \mid S \right] \\ &= E_{jk} \left[\{\mu_{jk}(\mathbf{X}) - \mu_{jk}\}(Y^{(j)} - \mu_{jk}(\mathbf{X}) - \delta_{jk}) \mid S \right] + E_{jk} \left[\{\mu_{jk}(\mathbf{X}) - \mu_{jk}\}^2 \mid S \right] \\ &= E_{jk} \left\{ \mu_{jk}(\mathbf{X}) - \mu_{jk} \mid S \right\} E_{jk} \left\{ Y^{(j)} - \mu_{jk}(\mathbf{X}) - \delta_{jk} \mid S \right\} + E_{jk} \left[\{\mu_{jk}(\mathbf{X}) - \mu_{jk}\}^2 \mid S \right] \\ &= E_{jk} \left[\{\mu_{jk}(\mathbf{X}) - \mu_{jk}\}^2 \mid S \right]. \end{aligned}$$

This proves the result for the first diagonal element of $\Sigma_{jk}^{\text{sipw}} - \Sigma_{jk}^{\text{saipw}}$. The proof for the second diagonal element of $\Sigma_{jk}^{\text{sipw}} - \Sigma_{jk}^{\text{saipw}}$ is the same.

To prove that $\Sigma_{jk}^{\text{sipw}} - \Sigma_{jk}^{\text{saipw}}$ is positive definite or semidefinite, note that its diagonal

elements are non-negative and its determinant is equal to

$$\begin{aligned}
& E_{jk} \left[\left\{ \mu_{jk}(\mathbf{X}) - \mu_{jk} \right\}^2 \left\{ \frac{1}{\pi_j(S)} - 1 \right\} \right] E_{jk} \left[\left\{ \mu_{kj}(\mathbf{X}) - \mu_{kj} \right\}^2 \left\{ \frac{1}{\pi_k(S)} - 1 \right\} \right] \\
& \quad - \left[\text{Cov}_{jk} \left\{ \mu_{jk}(\mathbf{X}), \mu_{kj}(\mathbf{X}) \right\} \right]^2 \\
& \geq E_{jk} \left[\left\{ \mu_{jk}(\mathbf{X}) - \mu_{jk} \right\}^2 \frac{\pi_k(S)}{\pi_j(S)} \right] E_{jk} \left[\left\{ \mu_{kj}(\mathbf{X}) - \mu_{kj} \right\}^2 \frac{\pi_j(S)}{\pi_k(S)} \right] \\
& \quad - \left\{ \text{Cov}_{jk} \left\{ \mu_{jk}(\mathbf{X}), \mu_{kj}(\mathbf{X}) \right\} \right\}^2 \\
& \geq \left[E_{jk} \left\{ \mu_{jk}(\mathbf{X}) - \mu_{jk} \right\} \left\{ \mu_{jk}(\mathbf{X}) - \mu_{jk} \right\} \right]^2 - \left\{ \text{Cov}_{jk} \left\{ \mu_{jk}(\mathbf{X}), \mu_{kj}(\mathbf{X}) \right\} \right\}^2 \\
& = 0,
\end{aligned}$$

where the first inequality follows from $\pi_j(S) + \pi_k(S) \leq 1$ and the second inequality results from the Cauchy-Schwarz inequality. Hence, $\Sigma_{jk}^{\text{sipw}} - \Sigma_{jk}^{\text{saipw}}$ is positive definite and is positive semidefinite if and only if the previous two inequalities are equalities, which are true if and only if either one of $\text{Var}_{jk}\{\mu_{kj}(\mathbf{X})\}$ and $\text{Var}_{jk}\{\mu_{jk}(\mathbf{X})\}$ is 0 or $\pi_j(S) + \pi_k(S) = 1$ and the correlation between $\mu_{jk}(\mathbf{X})$ and $\mu_{kj}(\mathbf{X})$ is ± 1 . This completes the proof of Corollary 3.

S10 Proof of Corollary 4

Under conditions (4) and (6), $E_{jk}[c_{jk}(S)] = E_{jk}[\text{Cov}_{jk}\{\mu_{jk}(\mathbf{X}), \mu_{kj}(\mathbf{X}) \mid S\}]$, which shows the result for the off-diagonal element of $\Sigma_{jk}^{\text{ps}} - \Sigma_{jk}^{\text{aps}}$. Also, under condition (5), $\lambda_{jk}(S) = \text{Var}_{jk}\{\mu_{jk}(\mathbf{X}) \mid S\}$. Hence, the first diagonal entry of $\Sigma_{jk}^{\text{ps}} - \Sigma_{jk}^{\text{aps}}$ is

$$\begin{aligned}
& E_{jk} \left[\frac{\text{Var}_{jk}(Y^{(j)} \mid S) - \text{Var}_{jk}(Y^{(j)} - \mu_{jk}(\mathbf{X}) \mid S)}{\pi_j(S)} - \lambda_{jk}(S) \right] \\
& = E_{jk} \left[\left\{ \frac{1}{\pi_j(S)} - 1 \right\} \text{Var}_{jk} \left\{ \mu_{jk}(\mathbf{X}) \mid S \right\} \right].
\end{aligned}$$

This proves the result for the first diagonal element of $\Sigma_{jk}^{\text{ps}} - \Sigma_{jk}^{\text{aps}}$. The proof for the second diagonal element of $\Sigma_{jk}^{\text{ps}} - \Sigma_{jk}^{\text{aps}}$ is the same.

To prove that $\Sigma_{jk}^{\text{ps}} - \Sigma_{jk}^{\text{aps}}$ is positive definite or semidefinite, note that its diagonal elements are non-negative and its determinant is equal to

$$\begin{aligned}
& E_{jk} \left[\left\{ \frac{1}{\pi_j(S)} - 1 \right\} \text{Var}_{jk} \{ \mu_{jk}(\mathbf{X}) \mid S \} \right] E_{jk} \left[\left\{ \frac{1}{\pi_k(S)} - 1 \right\} \text{Var}_{jk} \{ \mu_{kj}(\mathbf{X}) \mid S \} \right] \\
& \quad - \left\{ E_{jk} \left[\text{Cov}_{jk} \{ \mu_{jk}(\mathbf{X}), \mu_{kj}(\mathbf{X}) \mid S \} \right] \right\}^2 \\
& \geq E_{jk} \left[\frac{\pi_k(S)}{\pi_j(S)} \text{Var}_{jk} \{ \mu_{jk}(\mathbf{X}) \mid S \} \right] E_{jk} \left[\frac{\pi_j(S)}{\pi_k(S)} \text{Var}_{jk} \{ \mu_{kj}(\mathbf{X}) \mid S \} \right] \\
& \quad - \left\{ E_{jk} \left[\text{Cov}_{jk} \{ \mu_{jk}(\mathbf{X}), \mu_{kj}(\mathbf{X}) \mid S \} \right] \right\}^2 \\
& \geq \left\{ E_{jk} \left[\sqrt{\text{Var}_{jk} \{ \mu_{jk}(\mathbf{X}) \mid S \} \text{Var}_{jk} \{ \mu_{kj}(\mathbf{X}) \mid S \}} \right] \right\}^2 - \left\{ E_{jk} \left[\text{Cov}_{jk} \{ \mu_{jk}(\mathbf{X}), \mu_{kj}(\mathbf{X}) \mid S \} \right] \right\}^2 \\
& \geq \left\{ E_{jk} \left| \text{Cov}_{jk} \{ \mu_{jk}(\mathbf{X}), \mu_{kj}(\mathbf{X}) \mid S \} \right| \right\}^2 - \left\{ E_{jk} \left[\text{Cov}_{jk} \{ \mu_{jk}(\mathbf{X}), \mu_{kj}(\mathbf{X}) \mid S \} \right] \right\}^2 \\
& \geq 0,
\end{aligned}$$

where the first inequality follows from $\pi_j(S) + \pi_k(S) \leq 1$ and the second to the third inequalities result from the Cauchy-Schwarz inequality. Hence, $\Sigma_{jk}^{\text{ps}} - \Sigma_{jk}^{\text{aps}}$ is positive definite and is semidefinite if and only if either one of $\text{Var}_{jk} \{ \mu_{jk}(\mathbf{X}) \mid S \}$ and $\text{Var}_{jk} \{ \mu_{kj}(\mathbf{X}) \mid S \}$ is 0 or $\pi_j(S) + \pi_k(S) = 1$ and the correlation between $\mu_{jk}(\mathbf{X})$ and $\mu_{kj}(\mathbf{X})$ conditioned on S is ± 1 . This completes the proof of Corollary 4.

S11 More Discussions on Conditions (4)-(6)

We show that conditions (4)-(6) hold when applying a linear ANHECOVA working model that includes S and its interactions with \mathbf{X} (Ye et al., 2023). Specifically, denote the obtained model limit as $\mu_{jk}(\mathbf{X}) = \sum_{h=1}^{H_{jk}} I(S = \mathcal{I}_{jk}^{(h)}) \{ \alpha_{jk}(h) + \gamma_{jk}(h)^T \mathbf{X} \}$, where $(\alpha_{jk}(h), \gamma_{jk}(h)^T)$ is the probability limit of the coefficient vector from the ANHECOVA working model. The population score equations ensure that $\delta_{jk} = 0$ and $E_{jk}[\{Y^{(j)} - \mu_{jk}(\mathbf{X})\}I(S = \mathcal{I}_{jk}^{(h)})] = 0$

for all h and, thus, $E_{jk}\{Y^{(j)} - \mu_{jk}(\mathbf{X}) \mid S\} = 0$,

$$\begin{aligned} E_{jk}[\{Y^{(j)} - \mu_{jk}(\mathbf{X})\}\mu_{kj}(\mathbf{X})] &= \sum_{h=1}^{H_{jk}} E_{jk}[\{Y^{(j)} - \mu_{jk}(\mathbf{X})\}I(S = \mathcal{I}_{jk}^{(h)})]\alpha_{kj}(h) \\ &\quad + \sum_{h=1}^{H_{jk}} E_{jk}[\{Y^{(j)} - \mu_{jk}(\mathbf{X})\}I(S = \mathcal{I}_{jk}^{(h)})\mathbf{X}^T]\gamma_{kj}(h) \\ &= 0, \end{aligned}$$

and $E_{jk}[\{Y^{(j)} - \mu_{jk}(\mathbf{X})\}\mu_{jk}(\mathbf{X})] = 0$ for the same reason. Lastly,

$$\begin{aligned} &E_{jk}[\{Y^{(j)} - \mu_{jk}(\mathbf{X})\}\mu_{jk}(\mathbf{X})I(S = \mathcal{I}_{jk}^{(h)})] \\ &= E_{jk}[\{Y^{(j)} - \mu_{jk}(\mathbf{X})\}I(S = \mathcal{I}_{jk}^{(h)})\{\alpha_{jk}(h) + \gamma_{jk}(h)^T \mathbf{X}\}] \\ &= 0 \end{aligned}$$

for all h and, thus, $E_{jk}[\{Y^{(j)} - \mu_{jk}(\mathbf{X})\}\mu_{jk}(\mathbf{X}) \mid S] = 0$. These results also hold if swapping j and k . Thus, this proves that conditions (4)-(6) hold.

The joint calibration strategy by Bannick et al. (2023) can be proved in the same way.

S12 Proof of Corollary 5

Consider SAIPW with $\mathbf{X} = S$ and $\mu_{jk}(S) = E_{jk}(Y^{(j)} \mid S)$. Since

$$\begin{aligned} \text{Cov}_{jk}\{Y^{(j)}, E_{jk}(Y^{(k)} \mid S)\} &= E_{jk}\{Y^{(j)} E_{jk}(Y^{(k)} \mid S)\} - E_{jk}(Y^{(j)}) E_{jk}\{E_{jk}(Y^{(k)} \mid S)\} \\ &= E_{jk}\{E_{jk}(Y^{(j)} \mid S) E_{jk}(Y^{(k)} \mid S)\} - \theta_{jk} \theta_{kj} \\ &= \text{Cov}_{jk}\{Y^{(k)}, E_{jk}(Y^{(j)} \mid S)\} \\ &= \text{Cov}_{jk}\{E_{jk}(Y^{(j)} \mid S), E_{jk}(Y^{(k)} \mid S)\}, \end{aligned}$$

we obtain that $c_{jk} = \text{Cov}_{jk}\{E_{jk}(Y^{(j)} \mid S), E_{jk}(Y^{(k)} \mid S)\}$, i.e., the off-diagonal elements of Σ_{jk}^{ps} and $\Sigma_{jk}^{\text{saipw}}$ are the same. In this special case, $\delta_{jk} = 0$ and $\lambda_{jk} = \text{Var}_{jk}\{E_{jk}(Y^{(j)} \mid S)\}$.

Then the first diagonal entry of $\Sigma_{jk}^{\text{ps}} - \Sigma_{jk}^{\text{saipw}}$ is

$$E_{jk} \left\{ \frac{\text{Var}_{jk}(Y^{(j)} | S)}{\pi_j(S)} \right\} - E_{jk} \left[\frac{\{Y^{(j)} - \mu_{jk}(S)\}^2}{\pi_j(S)} \right] = 0.$$

Similarly, the last diagonal entry of $\Sigma_{jk}^{\text{ps}} - \Sigma_{jk}^{\text{saipw}}$ is 0. Hence, $\Sigma_{jk}^{\text{ps}} = \Sigma_{jk}^{\text{saipw}}$.

S13 Proof of Corollary 6

Under condition (4),

$$\begin{aligned} E_{jk} \left[\frac{\{Y^{(j)} - \mu_{jk}(\mathbf{X}) - \delta_{jk}\}^2}{\pi_j(S)} \right] &= E_{jk} \left\{ E_{jk} \left[\frac{\{Y^{(j)} - \mu_{jk}(\mathbf{X}) - \delta_{jk}\}^2}{\pi_j(S)} \mid S \right] \right\} \\ &= E_{jk} \left[\frac{\text{Var}_{jk}\{Y^{(j)} - \mu_{jk}(\mathbf{X}) | S\}}{\pi_j(S)} \right] \end{aligned}$$

and

$$\begin{aligned} \lambda_{jk} &= \text{Var}_{jk}(Y^{(j)}) - \text{Var}_{jk}\{Y^{(j)} - \mu_{jk}(\mathbf{X})\} \\ &= E_{jk}\{\text{Var}_{jk}(Y^{(j)} | S)\} + \text{Var}_{jk}\{E_{jk}(Y^{(j)} | S)\} \\ &\quad - E_{jk}[\text{Var}_{jk}\{Y^{(j)} - \mu_{jk}(\mathbf{X}) | S\}] - \text{Var}_{jk}[E_{jk}\{Y^{(j)} - \mu_{jk}(\mathbf{X}) | S\}] \\ &= E_{jk}\{\text{Var}_{jk}(Y^{(j)} | S)\} + \text{Var}_{jk}\{E_{jk}(Y^{(j)} | S)\} - E_{jk}[\text{Var}_{jk}\{Y^{(j)} - \mu_{jk}(\mathbf{X}) | S\}] \\ &= E_{jk}\{\lambda_{jk}(S)\} + \text{Var}_{jk}\{E_{jk}(Y^{(j)} | S)\}. \end{aligned}$$

This shows that the first diagonal elements of Σ_{jk}^{aps} and $\Sigma_{jk}^{\text{saipw}}$ are the same. We can similarly show that the second diagonal elements of Σ_{jk}^{aps} and $\Sigma_{jk}^{\text{saipw}}$ are the same. For the off-diagonal entry,

$$\begin{aligned} c_{jk} &= \text{Cov}_{jk}\{Y^{(j)}, \mu_{kj}(\mathbf{X})\} + \text{Cov}_{jk}\{Y^{(k)}, \mu_{jk}(\mathbf{X})\} - \text{Cov}_{jk}\{\mu_{jk}(\mathbf{X}), \mu_{kj}(\mathbf{X})\} \\ &= \text{Cov}_{jk}\{Y^{(j)} - \mu_{jk}(\mathbf{X}), \mu_{kj}(\mathbf{X})\} + \text{Cov}_{jk}\{Y^{(k)} - \mu_{kj}(\mathbf{X}), \mu_{jk}(\mathbf{X})\} + \text{Cov}_{jk}\{\mu_{jk}(\mathbf{X}), \mu_{kj}(\mathbf{X})\} \\ &= E_{jk}[\text{Cov}_{jk}\{Y^{(j)} - \mu_{jk}(\mathbf{X}), \mu_{kj}(\mathbf{X}) | S\}] + E_{jk}[\text{Cov}_{jk}\{Y^{(k)} - \mu_{kj}(\mathbf{X}), \mu_{jk}(\mathbf{X}) | S\}] \end{aligned}$$

$$\begin{aligned}
& + E_{jk}[\text{Cov}_{jk}\{\mu_{jk}(\mathbf{X}), \mu_{kj}(\mathbf{X}) \mid S\}] + \text{Cov}_{jk}[E_{jk}\{\mu_{jk}(\mathbf{X}) \mid S\}, E_{jk}\{\mu_{kj}(\mathbf{X}) \mid S\}] \\
= & E_{jk}[\text{Cov}_{jk}\{Y^{(j)}, \mu_{kj}(\mathbf{X}) \mid S\}] + E_{jk}[\text{Cov}_{jk}\{Y^{(k)}, \mu_{jk}(\mathbf{X}) \mid S\}] \\
& - E_{jk}[\text{Cov}_{jk}\{\mu_{jk}(\mathbf{X}), \mu_{kj}(\mathbf{X}) \mid S\}] + \text{Cov}_{jk}\{E_{jk}(Y^{(j)} \mid S), E_{jk}(Y^{(k)} \mid S)\} \\
= & E_{jk}\{c_{jk}(S)\} + \text{Cov}_{jk}\{E_{jk}(Y^{(j)} \mid S), E_{jk}(Y^{(k)} \mid S)\},
\end{aligned}$$

where the third and fourth equations follow from (4). This proves the result.

S14 Proof of Corollary 7

Under (4)-(6), asymptotically, SAIPW is equivalent to APS (Corollary 6), APS is more efficient than PS (Corollary 4), PS is equivalent to SAIPW with $\mathbf{X} = S$ (Corollary 5) and, therefore, SAIPW is more efficient than SAIPW with $\mathbf{X} = S$.

References

- Bannick, M. S., Shao, J., Liu, J., Du, Y., Yi, Y., and Ye, T. (2023). A general form of covariate adjustment in randomized clinical trials. *arXiv preprint arXiv:2306.10213*.
- Rosenbaum, P. R. and Rubin, D. B. (1983). The central role of the propensity score in observational studies for causal effects. *Biometrika*, 70(1):41–55.
- van der Vaart, A. W. (1998). *Asymptotic Statistics*. Cambridge Series in Statistical and Probabilistic Mathematics. Cambridge University Press.
- Ye, T., Shao, J., Yi, Y., and Zhao, Q. (2023). Toward better practice of covariate adjustment in analyzing randomized clinical trials. *Journal of the American Statistical Association*, 118:2370–2382.