

The Role of Accuracy and Validation Effectiveness in Conversational Business Analytics

Adem Alparslan

Department of Business Analytics, FOM University of Applied Sciences

adem.alparslan@fom.de

Abstract

This study examines conversational business analytics, an approach that utilizes AI to address the technical competency gaps that hinder end users from effectively using traditional self-service analytics. By facilitating natural language interactions, conversational business analytics aims to empower end users to independently retrieve data and generate insights. The analysis focuses on Text-to-SQL as a representative technology for translating natural language requests into SQL statements. Developing theoretical models grounded in expected utility theory, the study identifies conditions under which conversational business analytics, through partial or full support, can outperform delegation to human experts. The results indicate that partial support, focusing solely on information generation by AI, is viable when the accuracy of AI-generated SQL queries leads to a profit that surpasses the performance of a human expert. In contrast, full support includes not only information generation but also validation through explanations provided by the AI, and requires sufficiently high validation effectiveness to be reliable. However, user-based validation presents challenges, such as misjudgment and rejection of valid SQL queries, which may limit the effectiveness of conversational business analytics. These challenges underscore the need for robust validation mechanisms, including improved user support, automated processes, and methods for assessing quality independently of end users' technical competencies.

1 Introduction

Business analytics aims to generate actionable insights that support data-driven decision-making across diverse organizational contexts. Self-service analytics, a significant development in this domain, empowers end users to independently fulfill their information needs without relying on experts such as data engineers or data scientists. By providing tools for retrieving, preparing, analyzing, and visualizing data, self-service analytics enhances flexibility and agility in addressing dynamic business demands.

Despite these benefits, self-service analytics has notable limitations. While end users are often domain experts, they often lack the technical skills required for advanced analytics tasks, such as navigating complex data structures, writing code, or using machine learning techniques. This skills gap can lead to errors and continued reliance on technical experts, undermining the autonomy and effectiveness of self-service analytics.

Recent advances in generative AI, particularly the development of large language models, provide a transformative solution to these challenges. These models enable natural

language interaction with analytics systems, removing the need for technical expertise. Building on this foundation, conversational business analytics is emerging as an innovative paradigm that redefines how users interact with business analytics systems. By leveraging large language models, conversational business analytics enables users to delegate tasks such as data retrieval, analysis and visualization to AI that understands and generates natural language output. This approach bridges the skills gap and extends access to sophisticated analytics tools to a wider range of organizational roles.

There are a growing number of initiatives to extend self-service analytics with an AI-powered natural language interface. In response, software vendors are expanding their product portfolios to leverage individual data analytics. These solutions are designed to enable end users to seamlessly interact with data, generate reports and perform a wide range of analytical tasks independently.

This study develops theoretical models, based on expected utility theory, to identify the conditions under which conversational business analytics using Text-to-SQL outperforms delegation to human experts. Central to this analysis is the interplay between accuracy (the ability of AI to generate correct information) and validation effectiveness (performance in correctly distinguishing between correct and incorrect information). The models examine two levels of AI support: partial support, where the AI generates information without additional validation, and full support, which includes a validation process to increase trustworthiness. The conditions under which conversational business analytics surpasses delegation to human experts are identified, with a particular focus on scenarios where validation should be performed to enhance trustworthiness and those where it should be omitted to avoid degradation in decision quality. These findings provide a structured framework for determining when and how AI-driven insight generation combined with validation can increase benefits while maintaining reliability, and offer practical guidance for implementing conversational business analytics.

The structure of this study is as follows: Chapter 2 provides an overview of traditional self-service analytics, highlighting its limitations. Chapter 3 introduces conversational business analytics, exploring its transformative potential with a focus on large language models. This chapter also illustrates the challenges of information generation and subsequent validation, using Text-to-SQL as an example. Chapter 4 presents the models that explore the dynamics of partial and full support scenarios, focusing on their implications for information generation and validation. Finally, Chapter 5 concludes with a summary of the key findings, an acknowledgement of the limitations of the study, and a discussion of directions for future research.

2 Traditional Self-Service Analytics

Business analytics focuses on generating actionable insights to support data-driven decision making in business contexts [10, 18, 29, 80]. To achieve these goals, business analytics systems consist of components [31, 86, 65, 56] that automate four core tasks related to insight generation: data retrieval, data preparation, information generation and information visualisation (see Figure 1). In addition to these core tasks, there are complementary tasks such as ensuring data and information quality and establishing governance mechanisms. Although these complementary tasks are important for achieving the goals associated with business analytics, they are not discussed further in this study.

Retrieving data involves collecting raw data from various source systems, such as structured data from relational databases, semi-structured data such as JSON or XML,

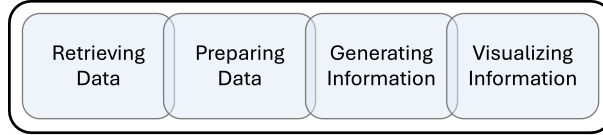


Figure 1: Core insight generation tasks of business analytics.

and unstructured data such as text or images. The next step, preparing data, includes cleansing, transformation and enrichment processes to ensure quality and usability. Prepared data is stored in data warehouses and data marts for structured analysis, while semi-structured or unstructured data is stored in data lakes [45] or variants, prepared on demand.

Generating information applies the three main methods of business analytics [17]: descriptive, predictive, and prescriptive analytics. Descriptive analytics summarizes historical and real-time data, providing insights into past and current performance using key performance indicators (KPIs), trend analysis, and target-performance comparisons [18]. Predictive analytics uses statistical models and machine learning techniques to forecast future developments, such as predicting customer churn or market trends. Prescriptive analytics recommends actions based on predictions, utilizing planning, simulation, and optimization methods to identify effective decisions. These methods are complementary, with prescriptive analytics relying on both descriptive and predictive results.

Finally, visualizing information transforms analytical results into intuitive formats that support decision-making [71]. Effective visualizations, such as dashboards, simplify complex insights, enabling to explore trends, identify opportunities, and act quickly.

Day-to-day information needs are typically met through predefined reports provided by business analytics systems. However, when new information needs arise, self-service analytics [30, 1, 47] enables end users to fulfill information needs independently, providing a viable alternative to the traditional reliance on expert (e.g. data engineers and data scientists) intervention. In this context, an end user refers to any organizational member who uses information to make decisions – whether to inform their own decisions or to prepare information for others, such as supervisors. These individuals are typically domain experts with extensive knowledge in their respective fields, distributed across various departments within the organization.

The implementation of self-service analytics offers significant benefits [30, 1, 61]. It enables flexible and timely information generation, supporting early identification of opportunities and risks. This allows for faster decision making, both to capitalize on positive outcomes and to mitigate negative impacts. Self-service analytics also falls under the umbrella of “end-user computing” [59], where tasks traditionally managed by specialized departments are now performed by members of the organization. By eliminating the need to delegate information retrieval tasks to experts, self-service analytics removes dependencies and delays, thereby streamlining processes. In addition, it reduces the agency costs associated with delegation [27] by minimizing the exposure to hidden actions, which in turn reduces the need for incentives or oversight.

Self-service analytics for descriptive purposes has traditionally relied on the data mart approach, enabling users to access predefined information and perform OLAP operations [14, 9] like drill-down and roll-up. However, data – customer, product, or process-related – exists often outside of data marts, in data warehouses, data lakes, or source systems. While real-time OLAP and in-memory computing have improved responsiveness, generat-

ing actionable insights often still requires expert assistance, leading to delays. To address this, greater flexibility is needed, allowing to independently retrieve and prepare data, perform analytics, and visualize results [1]. This autonomy enhances decision-making and supports agile responses to changing business needs.

Effective use of self-service analytics requires technical expertise [68] that many end users lack. While end users typically have domain-specific knowledge, they often lack skills in critical areas such as data retrieval, modeling, machine learning, programming and navigating complex data structures [62]. For example, Microsoft’s financial data warehouse, comprising 632 tables, over 4,000 columns and 200 views [22], illustrates the significant challenges of navigating large and complex databases. This knowledge gap not only increases the likelihood of errors, but also limits the ability to independently generate actionable insights.

Several studies underscore the importance of technical skills for the effective application of self-service analytics [30, 38, 5]. Imhoff and White highlight the necessity of user-friendly tools, noting that “sophisticated analytics are often too intricate, complex, or difficult to construct for many information workers.” Similarly, Lennerholt, Laere, and Söderström emphasize the dual importance of intuitive tool design and comprehensive training programs to address the technical knowledge gap among non-technical users [38]. In an empirical study, Alparslan and Hügens examine the challenges faced by small and medium-sized enterprises in using business analytics systems [3]. Their findings show that for around 70% of respondents, inadequate technical skills are a key barrier to turning raw data into actionable insights.

3 Conversational Business Analytics

3.1 Overview

Business analytics is undergoing significant development with the emergence of generative AI, giving rise to a new approach termed “Conversational Business Analytics” (CBA). This new paradigm leverages natural language processing to address persistent challenges in traditional self-service analytics, particularly the technical skill gap among end users. CBA enables natural language interactions for tasks such as data processing, analysis, and insight generation, presenting the potential to enhance the accessibility and efficiency of business analytics.

CBA shifts the focus from traditional graphical user interfaces to natural language-driven interactions, supported by advancements in large language models (LLMs) [79, 19, 7]. These models process natural language by tokenizing text and employing self-attention mechanisms to interpret contextual relationships. LLMs allow for context-aware and relevant outputs, with responses generated token by token based on probabilistic modeling. Trained on extensive text corpora, LLMs optimize billions of parameters to achieve high performance in natural language understanding and generation. As depicted in Figure 2, CBA facilitates the transformation of natural language inputs into actionable outputs, such as structured reports or visualizations.

CBA extends the capabilities of business analytics by automating core tasks for insight generation, including data retrieval, preparation, analytics, and visualization. It supports structured data (e.g., from data warehouses), semi-structured data (e.g., from data lakes), and unstructured data (e.g., textual documents). For structured and semi-structured data, semantic parsing techniques are used to convert natural language requests into

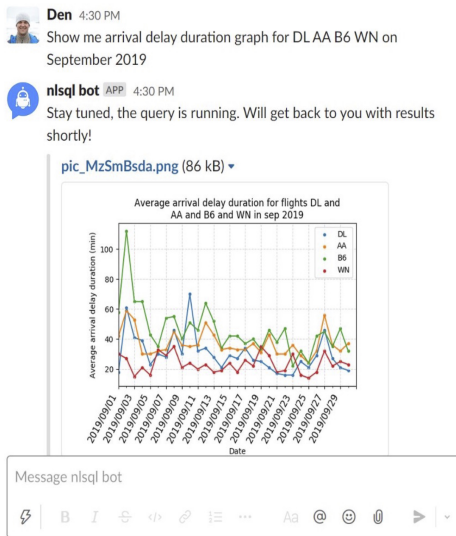


Figure 2: CBA facilitating natural language requests and generating insights [2]

Task	References
Data Retrieval	[77], [73], [34], [33], [25]
Data Preparation	[92], [69], [35], [12], [58]
Information Extraction and Generation	[54], [72], [40]
Information Visualization	[88], [70], [46], [50], [16]

Table 1: Selected advancements in CBA regarding the core tasks of business analytics. These advancements are categorized based on their focus on specific core tasks of business analytics. It is important to note that many of these advancements affect multiple tasks simultaneously, highlighting the interconnected nature of tasks such as data retrieval, preparation, analysis, and insight generation.

executable code. For unstructured data, LLMs extract insights through advanced text processing methods. The Table 1 below summarizes core tasks and their corresponding references for recent advancements.

CBA also introduces interactive exchanges between users and AI, enabling refinement of requests, validation of outputs, and clarification of insights. Such interaction underscores its user-centric and adaptive design, as exemplified by tools like OpenAI’s ChatGPT Advanced Data Analysis, which guide users through tasks such as analytical modeling and workflow optimization [72].

By integrating natural language processing, interactive communication, and support for diverse tasks and data types, CBA introduces a novel form of delegation in business analytics (see Figure 3). Through CBA, complex tasks such as data processing and information generation can be assigned to AI, enabling the autonomous generation and validation of insights on behalf of the end user. This delegation has the potential to reduce dependence on human experts while addressing the limitations associated with traditional self-service analytics.

Given the dynamic nature of CBA, this study focuses on Text-to-SQL as a key semantic parsing technology [34, 6, 4, 20, 89]. Text-to-SQL, a component of natural language interfaces to databases [42], translates natural language prompts into Structured Query Language (SQL) queries, enabling the retrieval and transformation of data from rela-

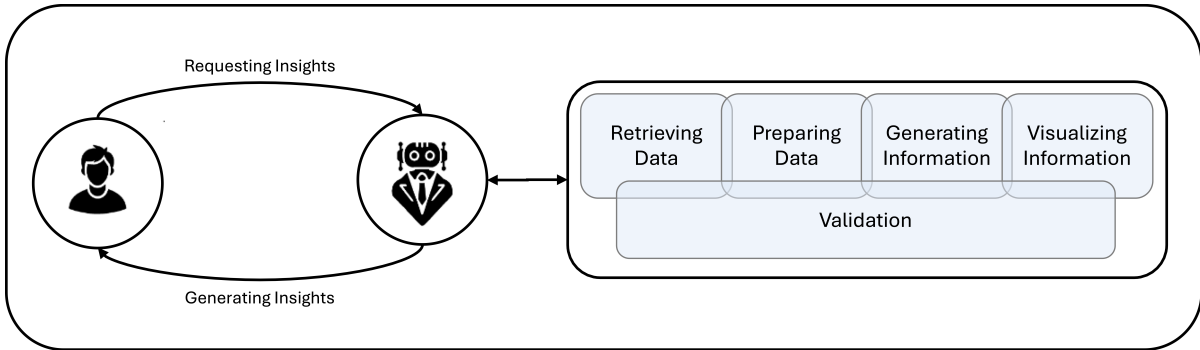


Figure 3: Delegation of core tasks to AI.

tional databases. This technology supports both data retrieval and the preparation of comprehensive workflows for generating actionable insights.

The origins of Text-to-SQL can be traced back to Codd’s pioneering work in the 1970s proposing natural language interfaces for “casual users” to interact with relational databases [13]. Early implementations, such as rule-based systems [85], were limited in flexibility, but subsequent advancements, including Long Short-Term Memory (LSTM) networks [93], improved the handling of sequential inputs. More recently, transformer-based architectures have replaced LSTM networks, demonstrating superior performance for complex natural language processing tasks. Modern Text-to-SQL systems leverage LLMs for both training and inference, significantly improving accuracy and capability.

The primary focus of this study is on the accuracy of Text-to-SQL, defined as its effectiveness in generating correct SQL queries. Ensuring accuracy is crucial, as errors in query generation can lead to incorrect insights and suboptimal decisions. Additionally, the study examines validation effectiveness, which reflects the ability to correctly distinguish between correct and incorrect information. Validation effectiveness plays a key role in verifying the reliability of generated information, particularly in high-stakes scenarios where flawed data can have significant consequences. The dual challenges of ensuring effectiveness in information generation and validation are explored in detail in the following sections.

3.2 Accuracy

Delegating tasks to human experts is grounded in their ability to correctly interpret and respond to information needs, as well as to build a shared understanding of the underlying goals and requirements [23, 32]. A similar dynamic exists when interacting with AI: the AI must understand the user’s request to generate the desired outcome. However, while natural language is flexible and often ambiguous, SQL is highly structured and formal. For instance, the key figure “material availability” may be interpreted differently by the logistics and maintenance departments within the same organization due to the coexistence of multiple terminological systems [51, 87, 28]. Beyond terminological differences, ambiguities may also arise from the linguistic complexity of the request itself, such as vague formulations. To translate such requests into correct SQL queries, the AI must map the terms used in the request to the corresponding tables and columns within the data model (schema mapping). This requires a deep understanding of the semantics of the data model, including the specific meaning of fields and the relationships between tables. Thus, the AI must not only understand the request but also identify the relevant

tables and columns that match the user’s inquiry.

The AI’s ability to interpret a natural language request and translate it into correct SQL code is referred to as its accuracy. Several distinct types of accuracy can be identified to assess different aspects of AI performance [34, 91, 76, 33]. Syntactic accuracy examines whether the SQL statements generated by the AI are executable. Execution accuracy evaluates whether the SQL query generated by the AI produces the expected result, even if the query’s structure differs from a reference SQL statement (often referred to as the ”gold standard”). In contrast, exact match accuracy is more stringent, as it requires not only the correct result but also that the generated SQL query exactly matches the gold standard.

Two main strategies have been proposed to enhance the accuracy of Text-to-SQL: fine-tuning and prompt design. Each of these methods addresses different aspects: fine-tuning focuses on adjusting the model parameters of the LLMs, while prompt design involves crafting the input to the LLM.

1. Fine-tuning: Training an LLM from scratch is resource-intensive, requiring vast amounts of data and computational power [66, 64, 74, 25]. As an alternative, organizations can leverage transfer learning, wherein a pre-trained LLM, which has already learned general language representations, is refined with domain-specific data. Fine-tuning involves adjusting the parameters of a pre-trained LLM to better align with specific organizational needs and domains. In the context of Text-to-SQL, fine-tuning involves training the model on labeled datasets consisting of pairs of natural language requests and corresponding SQL statements. This process helps the model understand the organization’s specific data models, schema, and terminology, enabling it to generate correct SQL queries based on user input.

One major downside of fine-tuning is the potential for overfitting. This occurs when the model becomes overly specialized in domain-specific data and is less capable of adapting to other requests, making it harder to generalize to different contexts. Moreover, ongoing maintenance poses challenges: as data repositories such as data warehouses or marts evolve, schemas frequently change. Therefore, the fine-tuned LLM may require periodic updates to remain effective, increasing operational complexity and costs. Fine-tuning is not a one-time task; it requires continuous updates to avoid becoming outdated as the organizational data landscape evolves.

2. Prompt Design: Unlike fine-tuning, prompt design [25, 44, 64] does not alter the underlying parameters of the LLM. Instead, it leverages the model’s generalization capabilities by crafting prompts that guide the LLM toward correct SQL query generation. In few-shot learning [7, 44], for example, a user’s request is enriched with additional contextual information, such as data model details or examples of analogous SQL queries. The LLM processes the enriched prompt to infer the appropriate SQL query. Here, the LLM does not acquire new knowledge; rather, it uses its existing understanding along with the provided context to generate SQL queries that it has not previously encountered. Retrieval-Augmented Generation (RAG) further enhances prompt design by retrieving relevant contextual information, such as metadata stored in a vector database. Upon receiving user input, RAG integrates this context into the prompt, enabling the LLM to generate SQL queries. These queries undergo automated checks for syntax, schema alignment, and compliance with user requirements. If discrepancies are detected, the LLM’s self-correction mechanism refines the query. Once validated, the query is executed,

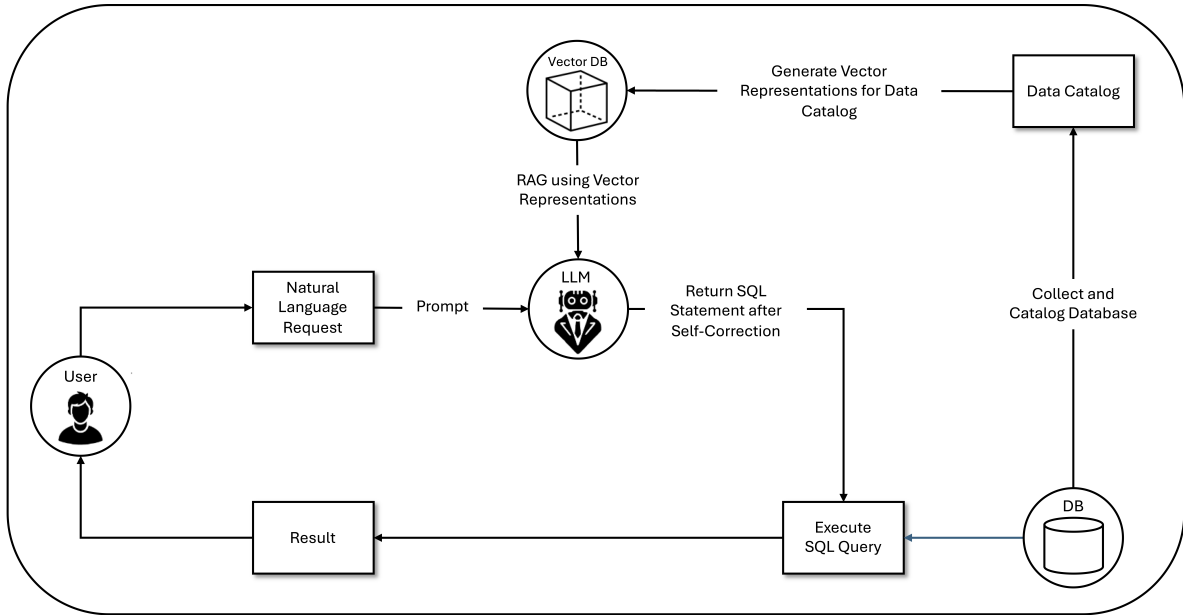


Figure 4: Integration of LLM and Retrieval-Augmented Generation for Text-to-SQL; based on [25, 21, 6, 74].

and the information is presented to the user. Figure 4 illustrates the integration of LLMs with RAG, highlighting seamless context retrieval and query refinement.

Prompt design has the advantage of eliminating the need for continuous fine-tuning, saving both time and computational resources. However, as more contextual information is added, the number of tokens increases, pushing against the limits of the LLM’s context window [11] – the maximum number of tokens it can process in a single instance. Although modern LLMs have extended context windows, this limitation can still lead to information loss in very complex or lengthy prompts, potentially impacting the overall accuracy of the generated query.

The integration of LLMs has significantly advanced the performance of Text-to-SQL. On the SPIDER benchmark [91], which assesses the generalization capabilities of Text-to-SQL models across a wide variety of databases, the performance of leading models has markedly improved, with execution accuracy increasing from approximately 54% to 91%. Exact match accuracy, which was around 5% initially, has risen to 82%. By comparison, the BIRD benchmark [41], which presents even greater complexity, reveals that current LLM-based Text-to-SQL models achieve execution accuracy of around 73%, underscoring the challenges posed by this benchmark.

3.3 Validation Effectiveness

When delegating information production to human experts, there is a challenge of “hidden action,” where the actions of experts are not fully observable or assessable, potentially leading to misalignment of interests [27]. Similarly, when delegated to AI, the issue shifts also to the transparency and reliability of outputs. While human experts may act in self-interest, leading to agency costs through false information or requiring additional incentives, AI systems present the challenge of output opacity. End users cannot evaluate the correctness of SQL queries and resulting KPIs until after implementation, risking decisions based on false information with economic consequences. Ensuring the reliability of

AI-generated information is crucial, particularly in high-stakes decision-making scenarios where false information can result in significant negative business outcomes. The requirement for reliability is further intensified by the inherent tendency of LLMs to produce hallucinations [43, 63], resulting in fabricated or erroneous SQL queries that may appear credible. Consequently, robust techniques are essential to ensure the validation of these generated SQL queries.

The techniques for validating automatically generated SQL queries fall within the broader field of explainable AI [15, 67, 49, 37, 24]. Since the advent of expert systems, researchers have emphasized the pivotal role of explanations in enhancing the interpretability of AI-generated results [83, 55]. In recent years, the growing demand for transparency in machine learning has prompted significant advances in the field of explainable AI, leading to an expansion in both the scope and sophistication of explanation techniques. The primary objective of explainable AI is to provide explanations that elucidate the underlying processes behind AI outputs, thereby facilitating tasks such as debugging, regulatory compliance, the establishment of user trust, and the effective utilization of AI.

In the specific context of Text-to-SQL, validation necessitates the provision of explanations that help to comprehend and verify AI-generated SQL queries. These explanations must detail the structure of the queries, including the involved tables, fields, and operations (e.g., filtering, grouping, or joining). Such detailed information enables users to critically evaluate the logical coherence of the query and its alignment with their intended objectives, thereby supporting an independent validation process. Effective validation ensures that users can reliably differentiate between correct and incorrect SQL queries. However, validation is ineffective if incorrect SQL queries are misclassified as correct, or correct ones are misclassified as incorrect.

Validation in Text-to-SQL extend beyond mere explanation, often encompassing also techniques for error correction. These techniques reflect the interactive nature of CBA and aim to support users in both identifying and rectifying errors in SQL queries. In this study, the interpretability of AI outputs and their correction are treated separately, with a focus on validation effectiveness as the primary metric. Validation serves as the foundation for reliable decision-making, as correct validation is essential for subsequent error correction.

Current literature identifies three different techniques for validating and explaining SQL queries (see [60] for an overview). Decomposition techniques (see Figure 5) break SQL queries into components such as tables, fields, and operations, presenting intermediate results based on sample data to trace each element's contribution to the final output [57]. Visualization techniques use graphical representations to map relationships among query components, enhancing clarity and navigation in complex query structures [39, 48, 53]. Dialogue techniques employ LLMs to provide natural language explanations, enabling users to interactively explore and refine queries by addressing specific components or the underlying data model [75, 20, 36, 26, 84, 90].

Empirical studies on validation techniques for Text-to-SQL reveal varying levels of effectiveness in supporting SQL comprehension and error correction. Ning et al., through a user study, observed that decomposition, visualization, and dialogue techniques achieved an effectiveness rate of approximately 56% [60]. In contrast, Tian et al. demonstrated that their technique, which combines aspects of decomposition and dialogue techniques, significantly outperformed existing techniques, achieving a validation and error correction effectiveness of approximately 85% [75]. These findings underscore substantial progress in user-based validation and error correction, showcasing their transformative potential

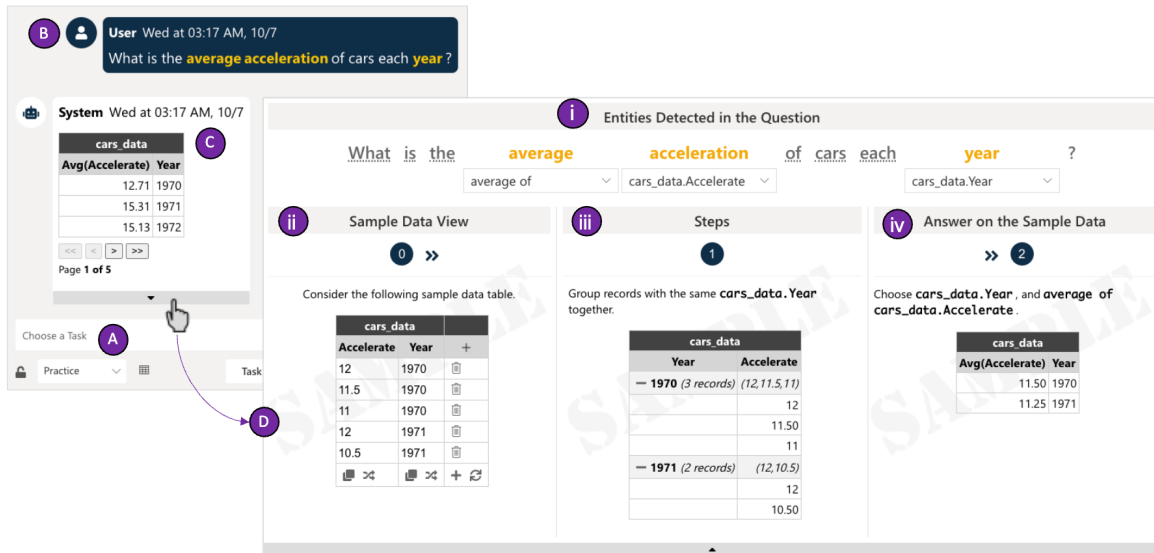


Figure 5: Decomposition technique for explaining SQL queries [57].

to enhance the reliability of AI-generated SQL queries.

Tian et al. have shown that their technique consistently delivers effective results regardless of the end users' technical competency [75]. However, the boundaries of user-based validation in complex business contexts, such as in data warehouses with hundreds of interrelated tables and fields, require further research. The expertise and experience of the end users play a central role in their understanding of the software code and, consequently, in their ability to evaluate the correctness of the generated information. The explanatory information in this context differs significantly from explainable AI used to interpret machine learning models. Explanations in machine learning are typically tied directly to business language, such as: "The model predicts that the customer will have poor creditworthiness because the customer's features exhibit these values." In contrast, the explanatory information in Text-to-SQL has a distinct technical focus, aiming to enhance the user's understanding of how the underlying SQL query functions.

Furthermore, the complexity of SQL queries, particularly those involving numerous subqueries and joins, combined with the cognitive load they impose on users, affects their ability to comprehend the software code (see, for example, [52], which references developers rather than end users). This cognitive load is further exacerbated by the architecture of the underlying data model [8], especially in cases where data models include extensive dependencies and abstract schema structures that pose significant challenges for end users.

Additionally, end users typically perform validation only occasionally when generating new SQL queries to meet a specific information need. Consequently, they are unable to develop long-term knowledge of SQL or gain a deeper understanding of the underlying data model. This issue has also been observed in traditional self-service analytics [82], where users were unable to build experiential knowledge of the tools and data models employed for individual information generation.

4 Models of CBA

4.1 Basic Assumptions

This study introduces theoretical models based on rational choice theory, with an emphasis on expected utility theory [81, 78], to evaluate the effective use of CBA. The analysis focuses on the example of Text-to-SQL. Two primary influencing factors are considered:

- accuracy, defined as the AI’s ability to generate correct SQL queries.
- validation effectiveness, defined as the ability to distinguish between correct and incorrect SQL queries.

It is assumed that the end user knows the levels of these factors determining the performance of the delegation of insight-generating tasks to AI at hand and can judge the suitability accordingly. Delegation to a data engineer is considered as an alternative to using AI for insight generation.

In an ideal scenario, both accuracy and validation effectiveness would be perfect, ensuring the generation of reliable and actionable information. However, these factors are inherently probabilistic and subject to imperfections. The models examine how the interaction between accuracy and validation effectiveness influences the effectiveness of Text-to-SQL and its potential advantages over delegation to a human expert. Specifically, the models evaluate how varying levels of these factors affect the relative advantage of delegating tasks to AI, with or without validation support. By exploring this interplay, the models aim to identify the conditions under which Text-to-SQL can serve as a viable alternative to human expertise, providing a structured framework for its adoption in CBA.

The models assume a risk-neutral perspective, where the end user has a linear utility function. This simplification allows for a focus on average outcomes (expected values) while ignoring the variability in potential gains and losses. By assuming linearity, the models quantify all values in monetary units.

The analysis begins with the end user’s need for information that cannot be provided by standard reporting. The current value of a KPI is critical for making informed business decisions. While users may have access to data marts, the necessary data resides in data warehouses, requiring an SQL query for extraction. This query retrieves and prepares the data, ultimately generating the required KPI. A correctly formulated SQL query produces a valid KPI, enabling optimal decisions and yielding a net profit of +1. Conversely, an erroneous query generates a misleading KPI, resulting in suboptimal decision and a financial loss of -1 . The analysis assumes that the data warehouse contains high-quality, undistorted data, making the correctness of the SQL query the sole determinant of information quality. Despite possessing expertise in business processes, the end user lacks technical skills required to apply traditional self-service analytics effectively.

Currently, no data engineer is available to create the KPI, and such a resource will only be accessible at a later time. The delayed delivery of the KPI results in a reduced (net) profit v (where $0 < v < 1$). This profit is lower than the achievable maximum of +1, reflecting the adverse effects of delayed action. In extreme cases, v may even approach zero, rendering the KPI almost valueless. Additional factors, such as the effort required to align requirements and potential motivational challenges that could negatively impact collaboration between end user and data engineer, are not considered. Consequently, v serves as a measure of the urgency of KPI procurement, with lower values of v indicating greater urgency.

Symbol	Explanation
α	accuracy
β	validation effectiveness
v	profit obtainable through data engineer
$E_{PS}(\alpha)$	expected value in PS
$E_{FS}(\alpha, \beta)$	expected value in FS
α_{PS}^*	accuracy threshold for PS to outperform data engineer
α_{FS}^*	accuracy threshold for FS to outperform data engineer
β^*	threshold for validation effectiveness to outperform data engineer
β^{**}	threshold for validation effectiveness to outperform PS

Table 2: Overview of the mathematical symbols used and their meaning.

The process of KPI generation can be delegated to AI equipped with a natural language interface powered by LLMs. AI offers two levels of assistance: partial support (PS) and full support (FS). Under PS, the AI translates the natural language request into SQL code, which is executed on the data warehouse to calculate the KPI. The KPI is then used to inform decision-making, resulting in a business impact. FS includes an additional validation step to ensure the correctness of the SQL query. During this step, the end user is provided with explanations of the generated SQL query, which are designed to ensure transparency and enable independent validation of its correctness. If the SQL query is deemed correct, the process concludes with confirmation, allowing to act on the KPI. If the query is identified as erroneous, it is rejected, and no action is taken, avoiding both gain and loss.

In contrast to the dynamic, iterative nature of CBA, this study adopts a static perspective in which KPI generation and validation occur in a single execution cycle. This idealized approach isolates the roles of information generation and validation, enabling a focused analysis of their individual impacts on the effectiveness of Text-to-SQL. The static perspective is also chosen, as iterative processes for information generation and validation within CBA are still under development.

It is further assumed that the end user incurs no direct costs (e.g., for data storage, processing, or the use of the LLM) when utilizing Text-to-SQL. This aligns with the prevailing practice in traditional self-service analytics, where no fees are charged for individual instances of information generation.

Since traditional self-service analytics is not feasible due to a lack of expertise, the end user evaluates whether the KPI should be generated via delegation to AI (either PS or FS), or whether it is more advantageous to wait for the data engineer to receive the KPI at a later time. The end user selects the option with the highest benefit. When CBA (either PS or FS) offers a higher expected value than the profit through the data engineer, it is preferred. Conversely, if the expected value from CBA is lower, human delegation is preferred. In such cases, CBA is deemed ineffective, as it fails to provide timely and decision-relevant information.

The following table provides the mathematical symbols used in the following and their explanation.

4.2 Partial Support (PS)

The first stage involves the end user evaluating the feasibility of PS. PS addresses the competency gaps that prevent end users from utilizing traditional self-service analytics by automating the translation of natural language inputs into SQL queries. This capability eliminates the need for technical proficiency in SQL syntax, allowing users to focus on decision-making rather than query formulation.

The success of this approach depends primarily on the accuracy of the AI in translating natural language requests into correct SQL queries. As outlined earlier, current advancements such as fine-tuning combined with prompt design are employed to enhance the AI’s information generation capabilities. Given the probabilistic nature of LLMs, the generation of SQL queries is treated as a discrete random variable. The probability of generating a correct SQL query, denoted as α (where $0 < \alpha < 1$), corresponds to execution accuracy. This probability is determined by the ratio of successfully generated SQL queries to the total number of natural language requests of a similar type.

The expected value $E_{PS}(\alpha)$ under PS is calculated as the weighted sum of the possible outcomes. A correct SQL query yields a profit of $+1$, while an incorrect SQL query results in a loss of -1 . These outcomes are weighted by the probabilities of success (α) and failure ($1 - \alpha$), respectively. The expected value is therefore expressed as:

$$E_{PS}(\alpha) = \alpha \cdot (+1) + (1 - \alpha) \cdot (-1) = 2\alpha - 1.$$

Delegation to AI through PS is preferred over waiting for a data engineer when the expected value $E_{PS}(\alpha)$ exceeds the delayed profit (v). This condition can be formalized as the "AI delegation condition of PS":

$$E_{PS}(\alpha) > v \Leftrightarrow \alpha_{PS}^* > (1 + v)/2. \quad (1)$$

The threshold (1) represents the accuracy that must be exceeded for PS to be more advantageous than relying on a data engineer. When this condition is met ($\alpha > \alpha_{PS}^*$), PS is viable and enables effective KPI generation without relying on human expertise. This is particularly beneficial since traditional self-service analytics is constrained by the end user’s limited technical skills. Conversely, if this condition is not satisfied ($\alpha \leq \alpha_{PS}^*$), the expected value from PS falls below the profit achievable through delegation to a data engineer, rendering PS unsuitable for time-sensitive, decision-critical business analytics.

4.3 Full Support (FS)

In the second phase, the AI-generated SQL query is reviewed by the user to determine whether a correct KPI has been generated. Techniques such as decomposition, visualization, and dialog-based interaction are currently being explored to support users in comprehending the SQL query. This also aims to achieve transparency with regard to the generation of information. However, user-based validation also entails uncertainty. Both the user’s comprehension and the complexity of the SQL query and its underlying data model significantly influence the success of validation – specifically, the ability to correctly identify valid and erroneous SQL queries. Additionally, an inherent uncertainty arises in dialog-based interactions because AI-generated explanations are based on probabilities rather than deterministic rules.

To address this uncertainty, validation effectiveness is modeled as a random variable denoted as β (where $0 < \beta < 1$). This probability reflects the likelihood that a user

can correctly assess the SQL query based on the support provided. It is defined as the ratio of successful validations to the total number of validation attempts. By adopting this probabilistic framework, the model accounts for the inherent uncertainties associated with validation processes.

The end user only takes action if an SQL query is classified as correct. The probability of correctly classifying a correct SQL query is $\alpha \cdot \beta$, resulting in a gain of $+1$. Conversely, the probability of incorrectly classifying an incorrect SQL query as correct is $(1-\alpha) \cdot (1-\beta)$, resulting in a loss of -1 . However, if a correct SQL query is mistakenly classified as incorrect, or an incorrect SQL query is correctly classified as incorrect, no action is taken, and neither a gain nor a loss occurs.

This, the expected value $E_{FS}(\alpha, \beta)$ for FS is given by:

$$E_{FS}(\alpha, \beta) = \alpha\beta \cdot (+1) + (1 - \alpha)(1 - \beta) \cdot (-1) = \alpha + \beta - 1.$$

The expected value $E_{FS}(\alpha, \beta)$ is influenced by two key factors: accuracy and validation effectiveness. Higher values of α indicate improved accuracy in generating correct SQL queries, while higher values of β represent enhanced effectiveness in validating the correctness of those queries. The combined improvement in these factors increases the expected value of FS, making it more likely to yield reliable and actionable KPI. This relationship highlights the complementary roles of accuracy and validation effectiveness in ensuring the success of FS in CBA.

4.4 Comparison of Full Support with Partial Support and Delegation to the Data Engineer

The end user will choose FS only if it provides a higher expected value than the profit achievable through delegation

$$E_{FS}(\alpha, \beta) > v$$

and offers a better outcome than PS

$$E_{FS}(\alpha, \beta) > E_{PS}(\alpha).$$

For FS to outperform delegation to a data engineer, the following condition, referred to as the "AI delegation condition for FS" must be satisfied:

$$E_{FS}(\alpha, \beta) > v \Leftrightarrow \beta^* > (1 - \alpha) + v. \quad (2)$$

This condition (2) requires the validation to be sufficiently effective and robust (e.g., against the shortcomings of the end user conducting the validation based on the provided explanation) to compensate for inaccuracies in AI-generated information ($(1 - \alpha)$) and to deliver an overall expected value exceeding the guaranteed profit v . If the AI delegation condition for FS (2) is satisfied, it is prioritized over delegation to the data engineer. However, this preference also depends on the accuracy of AI-generated information being sufficiently high compared to the profit v . Specifically, the "FS feasibility condition" must hold:

$$\alpha_{FS}^* > v. \quad (3)$$

This condition (3) ensures that the expected gain ($\alpha \cdot (+1)$) without validation exceeds the guaranteed profit v . If this condition is not satisfied, it is not justified to use FS, even

with a perfect validation effectiveness, as the AI's base accuracy would be insufficient to outperform human delegation. The accuracy threshold (3) for FS is lower than the threshold (1) for

$$\alpha_{FS}^* < \alpha_{PS}^*.$$

This indicates that the inclusion of a validation step in FS broadens the potential applicability of CBA. However, whether FS is advantageous compared to delegation to a data engineer depends on the level of validation effectiveness as defined in the AI delegation condition for FS (2).

The end user, acting as a rational decision-maker, will only increase the AI support level from PS to FS if the probability of successful validation exceeds the probability of successful SQL generation. This requirement is formalized as the "validation dominance condition":

$$E_{FS}(\alpha, \beta) > E_{PS}(\beta) \Leftrightarrow \beta^{**} > \alpha. \quad (4)$$

In condition (4), β^{**} represents the threshold where validation effectiveness exceeds accuracy, making FS more advantageous than PS. It is important to note that all conditions described so far depend on the values of the potential gain (+1) and loss (-1). If the value of the loss outweighs that of the gain, the threshold for β in the validation dominance condition shifts, allowing a less stringent validation standard for FS to outperform PS.

Figure 6 illustrates the relationship between accuracy, validation effectiveness and the profit achievable through delegation to the data engineer (all values are measured in monetary units). The dotted area highlights the range of α and β values where FS outperforms PS and the data engineer, as all three conditions regarding AI delegation (2), the feasibility of FS (3), and the dominance of validation (4) are satisfied. Outside this area, FS does not yield sufficient expected value to justify its use. The figure also identifies the threshold α_{PS}^* which is determined by the AI delegation condition for PS (1).

The analysis reveals three distinct regions based on the interplay between accuracy, validation effectiveness, and the profit achievable through delegation.

In region A, the FS feasibility condition (3) is not met, as the accuracy of information generation is less than or equal to the profit achievable through the data engineer ($\alpha \leq v$). In this region, neither PS nor FS offers sufficient expected value. PS fails due to low accuracy, and FS is unable to compensate for this limitation, even when validation effectiveness would be perfect. Delegation to the data engineer remains the only viable option for retrieving the KPI. In this scenario, CBA is not utilized because it fails to match the effectiveness of the data engineer, rendering CBA unsuccessful. Furthermore, if the data engineer provides the KPI with significant delay, rendering it irrelevant for the end user due to its diminished value for timely decision-making (v approaching zero), this not only signifies the failure of CBA but also highlights a broader limitation of business analytics in fulfilling its fundamental objective: delivering timely and decision-relevant information.

Moreover, the requirements for accuracy in PS and FS, as well as for validation effectiveness in FS, increase as v rises. A reduction in urgency causes a rightward shift of v , α_{PS}^* , and the delegation threshold condition for FS (2). In other words, the less urgent the KPI (making it less problematic to wait for the data engineer) the greater the performance demands on CBA to generate the correct SQL query and support the reliable assessment of its correctness.

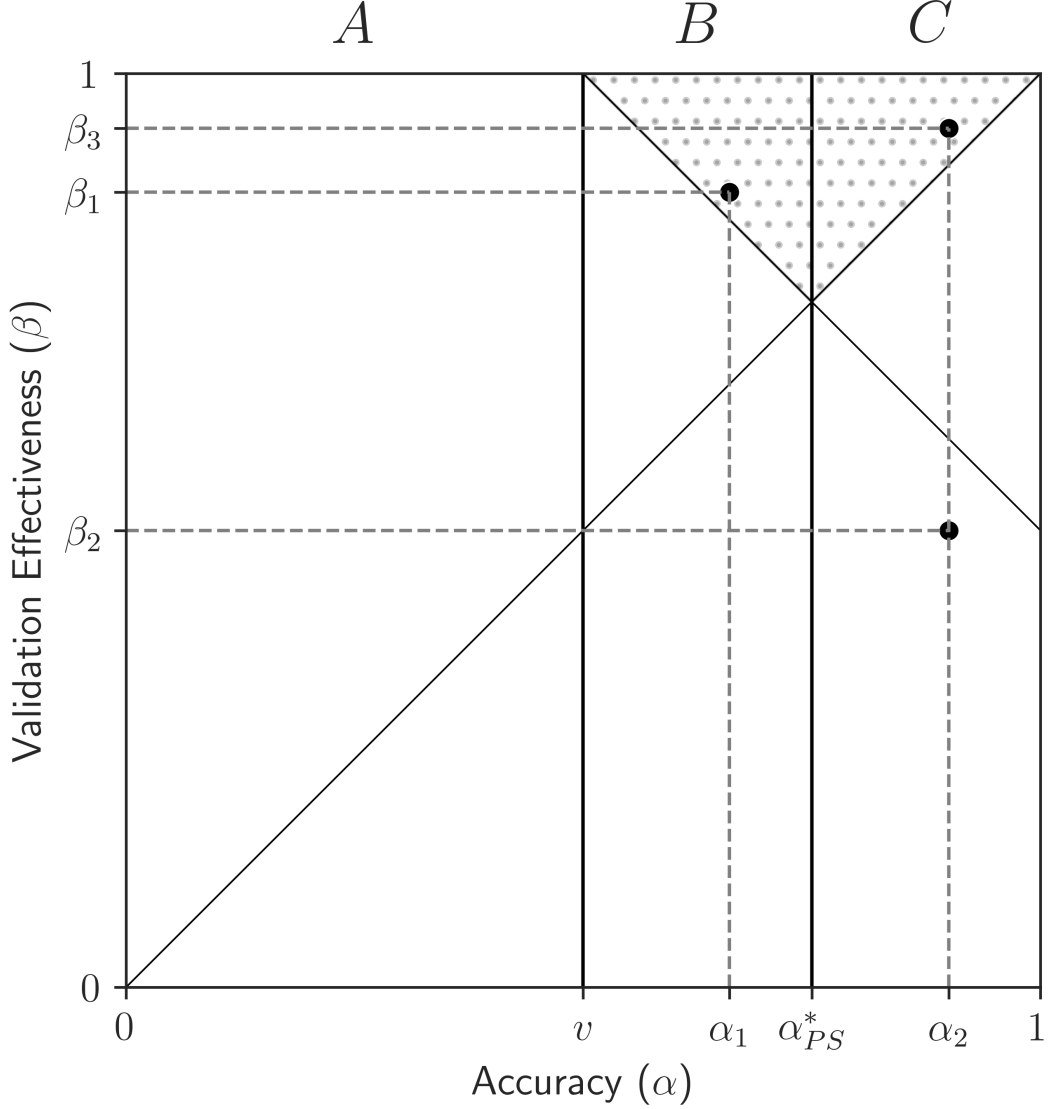


Figure 6: Relationship between accuracy (α) and validation effectiveness (β): conditions for effective AI delegation.

In Region B , the FS feasibility condition (3) is met ($\alpha > v$), but the AI delegation condition for PS (1) is not satisfied ($\alpha \leq \alpha_{PS}^*$). In this region, PS is less effective than delegating to the data engineer. However, FS becomes a viable option if validation effectiveness meets the AI delegation condition for FS (2). Under this condition, validation introduces a "boosting effect" by identifying and mitigating errors in SQL queries, ensuring that flawed KPIs do not influence the decision-making process. This boosting effect enables FS to enhance the overall reliability of information, compensating for the limitations of lower accuracy. For example, even if accuracy falls below the threshold required for PS (1) (e.g., α_1), sufficiently high validation effectiveness in FS (e.g., β_1) can still yield an expected value greater than v . While the generation of the SQL query may fail, resulting in incorrect KPI, sufficiently effective validation can still identify these errors, ensuring that incorrect KPIs do not adversely affect the decision process.

In region C , where the AI delegation condition for PS (1) is met ($\alpha > \alpha_{PS}^*$), PS

becomes a viable alternative to delegation to the data engineer, as it provides sufficient benefit on its own. If the AI delegation condition for FS (2) and the validation dominance condition (4) are not fulfilled (e.g., at α_2 and β_2), FS has a "devastating effect" as the validation process undermines the reliability of the SQL queries generated. Not only are erroneous SQL queries less effectively identified, but insufficient validation also leads to the unwarranted rejection of correct SQL queries. Consequently, FS is not only less effective than PS but also inferior to delegation to the data engineer. Therefore, using AI-based assistance for KPI generation with AI-supported validation is not recommended. This underscores the inherent risks of relying on user-based validation without robust mechanisms to support in correctly evaluating AI-generated SQL queries. In cases where expertise is low or explanations are unclear, FS may inadvertently introduce errors or misjudgments.

FS becomes favorable when, in region C , both conditions, (2) and (4), are fulfilled (e.g., at β_2 and α_3). In such cases, the validation process enhances the reliability of the generated KPI and maximizes the benefits of FS. As accuracy increases, the requirements for validation effectiveness must also rise to ensure that FS remains beneficial. A particular challenge arises when accuracy is very high; in such cases, user-based validation must become even more effective to provide added value over PS. This places significant demands on validation mechanisms, especially in terms of users' ability to evaluate and assess complex SQL queries based on the given explanations.

These findings highlight the critical interplay between accuracy and validation effectiveness in determining the optimal use of PS or FS in CBA. High accuracy favors PS, while lower accuracy requires robust validation effectiveness for FS to deliver reliable results. Insufficient validation, however, compromises performance, making delegation to a data engineer the preferable alternative. This analysis emphasizes the importance of aligning validation performance with accuracy to enhance the effectiveness of CBA. Although FS can improve decision-making, its success depends on validation mechanisms that appropriately scale with accuracy. When this balance cannot be achieved, PS or data engineer may offer more dependable outcomes.

5 Conclusion

This study analyzes CBA, an emerging approach with considerable potential to address the competency gaps inherent in traditional self-service analytics. Through the use of LLMs, CBA facilitates natural language interactions, enabling end users to independently perform tasks such as data retrieval, preparation, and insight generation. In this context, CBA represents a novel approach to task delegation in business analytics, shifting the process of information generation from human experts to AI, thereby making advanced analytics more timely and accessible to a broader range of organizational roles. A focus of this study is Text-to-SQL, a well-established semantic parsing technology that has seen transformative advancements through the application of LLMs, enhancing its ability to translate natural language requests into structured SQL statements.

The theoretical models developed in this study examine the conditions under delegation to AI, through PS and FS, outperforms the delegation of tasks to human experts. PS is effective when the accuracy (α) exceeds a specified threshold, as outlined in condition (1). FS, however, is only beneficial when three conditions are met: the AI delegation condition (2), FS feasibility condition (3), and validation dominance condition (4).

The study highlights the critical importance of validation effectiveness (β) in the con-

text of FS. FS can exert a "boosting effect" on information generation, particularly when validation is robust. Even with low accuracy (α), a positive benefit can be derived from the delegation process by preventing incorrect information from being incorporated into operational decision-making. However, the reliance on user-based validation introduces significant uncertainties, especially when users lack the necessary expertise or when SQL queries and data models are characterized by high complexity. These challenges can have a "devastating effect" on the quality of information generation, potentially making FS less effective than PS and, in the worst-case scenario, even less effective than delegation to a data engineer. This underscores the need for robust validation mechanisms that support in correctly evaluating AI-generated information. Without such mechanisms, the advantages of CBA – particularly when the accuracy (α) of translating natural language requests into correct information is high – could be significantly diminished.

A promising avenue for future research is the development of hybrid approaches that combine existing techniques (e.g., decomposition, visualization and dialogue techniques) to support code comprehension with automated validation techniques. Future studies could explore the implementation of automated methods for user-independent assessment of the reliability of generated KPIs. Potential approaches might include statistical methods, such as confidence intervals to evaluate the correctness of KPIs, and cross-validation with previously validated reports and KPIs. Integrating such methods could mitigate the risk of misclassification due to a lack of expertise, thereby enhancing the robustness of CBA.

The theoretical models presented in this study are based on several simplifying assumptions. First, the gain from making the correct decision is fixed at +1, and the loss from making the wrong decision is set to -1. While these values determine the derived conditions, they may not fully capture the variability observed in real-world scenarios. Furthermore, the analysis adopts a static perspective, assuming a single execution cycle for KPI creation and validation, thereby overlooking the iterative nature of CBA. The models also disregard the costs associated with using LLMs, data storage, and processing, potentially leading to an overestimation of the economic feasibility of CBA. Additionally, they assume perfect data quality, which may not align with practical conditions. Extending these models to incorporate dynamic, cost-sensitive, multi-stage decision-making processes and data quality considerations could yield deeper and more realistic insights.

In summary, this study highlights the transformative potential of CBA in overcoming the limitations of traditional self-service analytics and advancing the capabilities of business analytics. However, to fully realize this potential, it is crucial to address inherent challenges related to accuracy and validation, while exploring the added value of automated validation techniques. Integrating CBA into business analytics can improve data-driven decision-making and enhance accessibility to advanced analytics. With continued innovation, CBA holds the promise of becoming a trusted and indispensable approach for informed decision-making across diverse business contexts.

References

- [1] Paul Alpar and Michael Schulz. Self-service business intelligence. *Business & Information Systems Engineering*, 58:151–155, 02 2016.
- [2] Adem Alparslan and Denis Chernenko. Ai-powered opportunities for business analytics – self-service analytics goes conversational. *BI-Spektrum*, pages 26–30, 2023.

- [3] Adem Alparslan and Torben Hagens. Business analytics im mittelstand. *Wirtschaftsinformatik & Management*, 15(2), 2023.
- [4] Arian Askari, Christian Poelitz, and Xinye Tang. Magic: Generating self-correction guideline for in-context text-to-sql, 2024.
- [5] Imad Bani-Hani, Olgerta Tona, and Sven Carlsson. Modes of engagement in ssba: a service dominant logic perspective. In *Proceedings of Americas Conference on Information Systems. Association for Information Systems*, 2019.
- [6] Tobi Beck. How to simplify sql with text-to-sql technology. <https://www.eckerson.com/articles/how-to-simplify-sql-with-text-to-sql-technology>, 2024. Accessed: 2024-11-15.
- [7] Tom B. Brown, Benjamin Mann, Nick Ryder, Melanie Subbiah, Jared Kaplan, Prafulla Dhariwal, Arvind Neelakantan, Pranav Shyam, Girish Sastry, Amanda Askell, Sandhini Agarwal, Ariel Herbert-Voss, Gretchen Krueger, Tom Henighan, Rewon Child, Aditya Ramesh, Daniel M. Ziegler, Jeffrey Wu, Clemens Winter, Christopher Hesse, Mark Chen, Eric Sigler, Mateusz Litwin, Scott Gray, Benjamin Chess, Jack Clark, Christopher Berner, Sam McCandlish, Alec Radford, Ilya Sutskever, and Dario Amodei. Language models are few-shot learners, 2020.
- [8] Hock Chuan Chan, Hock-Hai Teo, and XH Zeng. An evaluation of novice end-user computing performance: Data modeling, query writing, and comprehension. *Journal of the American Society for Information Science and Technology*, 56(8):843–853, 2005.
- [9] Surajit Chaudhuri and Umeshwar Dayal. An overview of data warehousing and olap technology. *SIGMOD Rec.*, 26(1):65–74, 1997.
- [10] Hsinchun Chen, Roger H. L. Chiang, and Veda C. Storey. Business intelligence and analytics: From big data to big impact. *MIS Quarterly*, 36(4):1165–1188, 2012.
- [11] Shouyuan Chen, Sherman Wong, Liangjian Chen, and Yuandong Tian. Extending context window of large language models via positional interpolation, 2023.
- [12] Sibe Chen, Hanbing Liu, Waiting Jin, Xiangyu Sun, Xiaoyao Feng, Ju Fan, Xiaoyong Du, and Nan Tang. Chatpipe: Orchestrating data preparation pipelines by optimizing human-chatgpt interactions. In *Companion of the 2024 International Conference on Management of Data*, pages 484–487, 2024.
- [13] E. F. Codd. Seven steps to rendezvous with the casual user. In *IFIP Working Conference Data Base Management*, 1974.
- [14] Edgar F. Codd, Sally B. Codd, and Clynch T. Salley. Providing OLAP to user-analysts: An IT-mandate. *Codd and Associates*, 1993.
- [15] DARPA. Explainable artificial intelligence (xai). Technical Report DARPA-BAA-16-53, Defense Advanced Research Projects Agency, 2016.
- [16] Emily Barrow DeJeu. Using generative ai to facilitate data analysis and visualization: A case study of olympic athletes. *Journal of Business and Technical Communication*, page 10506519241239923, 2024.

- [17] Dursun Delen and Haluk Demirkan. Data, information and analytics as services. *Decision Support Systems*, 55:359–363, 04 2013.
- [18] Dursun Delen and Sudha Ram. Research challenges and opportunities in business analytics. *Journal of Business Analytics*, 1(1):2–12, 2018.
- [19] Jacob Devlin, Ming-Wei Chang, Kenton Lee, and Kristina Toutanova. Bert: Pre-training of deep bidirectional transformers for language understanding. In *North American Chapter of the Association for Computational Linguistics*, 2019.
- [20] Ahmed Elgohary, Saghar Hosseini, and Ahmed Hassan Awadallah. Speak to your parser: Interactive text-to-sql with natural language feedback, 2020.
- [21] Nitin Eusebius, Arghya Banerjee, and Randy DeFauw. Generating value from enterprise data: Best practices for text2sql and generative ai. <https://aws.amazon.com/de/blogs/machine-learning/generating-value-from-enterprise-data-best-practices-for-text2sql-and-generative-ai/>. Accessed: 2024-11-15.
- [22] Avrilia Floratou, Fotis Psallidas, Fuheng Zhao, Shaleen Deep, Gunther Hagleither, Wangda Tan, Joyce Cahoon, Rana Alotaibi, Jordan Henkel, Abhik Singla, Alex Van Grootel, Brandon Chow, Kai Deng, Katherine Lin, Marcos Campos, K. Venkatesh Emani, Vivek Pandit, Victor Shnayder, Wenjing Wang, and Carlo Curino. Nl2sql is a solved problem... not! In *CIDR*, 2024.
- [23] Martin Glinz and Samuel A. Fricker. On shared understanding in software engineering: an essay. *Computer Science - Research and Development*, 30(3):363–376, 2015.
- [24] David Gunning and David Aha. Darpa’s explainable artificial intelligence (xai) program. *AI magazine*, 40(2):44–58, 2019.
- [25] Chunxi Guo, Zhiliang Tian, Jintao Tang, Shasha Li, Zhihua Wen, Kaixuan Wang, and Ting Wang. Retrieval-augmented gpt-3.5-based text-to-sql framework with sample-aware prompting and dynamic revision chain. In Biao Luo, Long Cheng, Zheng-Guang Wu, Hongyi Li, and Chaojie Li, editors, *Neural Information Processing*, pages 341–356. Springer Nature Singapore, 2024.
- [26] Izzeddin Gür, Semih Yavuz, Yu Su, and Xifeng Yan. Dialsql: Dialogue based structured query generation. In *Proceedings of the 56th Annual Meeting of the Association for Computational Linguistics (Volume 1: Long Papers)*, pages 1339–1349, 2018.
- [27] Vijay Gurbaxani and Chris F. Kemerer. An agency theory view of management of end-user computing. In *ICIS 1990 Proceedings*, 1990.
- [28] Rudy Hirschheim, Heinz K Klein, and Kalle Lyytinen. *Information systems development and data modeling: conceptual and philosophical foundations*, volume 9. Cambridge University Press, 1995.
- [29] Clyde W. Holsapple, Anita Lee-Post, and Ramakrishnan Pakath. A unified foundation for business analytics. *Decision Support Systems*, 64:130–141, 2014.

- [30] Claudia Imhoff and Colin White. Self-service business intelligence: Empowering users to generate insights. *TDWI Best practices report*, 2011.
- [31] W.H. Inmon and Daniel Linstedt. *Data Architecture: a Primer for the Data Scientist*. Morgan Kaufmann, 2015.
- [32] Carmen Iriarte and Sussy Bayona. It projects success factors: a literature review. *International Journal of Information Systems and Project Management*, 8:15, 2020.
- [33] Geunyeong Jeong, Mirae Han, Seulgi Kim, Yejin Lee, Joosang Lee, Seongsik Park, and Harksoo Kim. Improving text-to-sql with a hybrid decoding method. *Entropy*, 25(3), 2023.
- [34] George Katsogiannis-Meimarakis and Georgia Koutrika. A survey on deep learning approaches for text-to-sql. *The VLDB Journal*, 32(4):905–936, 2023.
- [35] Christian Koch, Markus Stadi, and Lukas Berle. From data engineering to prompt engineering: Solving data preparation tasks with chatgpt, 2023.
- [36] Andreas Kokkalis, Panagiotis Vagenas, Alexandros Zervakis, Alkis Simitsis, Georgia Koutrika, and Yannis Ioannidis. Logos: a system for translating queries into narratives. In *Proceedings of the 2012 ACM SIGMOD International Conference on Management of Data*, SIGMOD '12, page 673–676. Association for Computing Machinery, 2012.
- [37] Markus Langer, Daniel Oster, Timo Speith, Holger Hermanns, Lena Kästner, Eva Schmidt, Andreas Sesing, and Kevin Baum. What do we want from explainable artificial intelligence (xai)? – a stakeholder perspective on xai and a conceptual model guiding interdisciplinary xai research. *Artificial Intelligence*, 296:103473, 2021.
- [38] Christian Lennerholt, Joeri Van Laere, and Eva Söderström. User-related challenges of self-service business intelligence. *Information Systems Management*, 38(4):309–323, 2021.
- [39] Aristotelis Leventidis, Jiahui Zhang, Cody Dunne, Wolfgang Gatterbauer, H.V. Jagadish, and Mirek Riedewald. Queryvis: Logic-based diagrams help users understand complicated sql queries faster. In *Proceedings of the 2020 ACM SIGMOD International Conference on Management of Data*, SIGMOD '20, page 2303–2318. Association for Computing Machinery, 2020.
- [40] Huaxia Li, Haoyun Gao, Chengzhang Wu, and Miklos A. Vasarhelyi. Extracting financial data from unstructured sources: Leveraging large language models, 2023.
- [41] Jinyang Li, Binyuan Hui, GE QU, Jiayi Yang, Binhua Li, Bowen Li, Bailin Wang, Bowen Qin, Ruiying Geng, Nan Huo, Xuanhe Zhou, Chenhao Ma, Guoliang Li, Kevin Chang, Fei Huang, Reynold Cheng, and Yongbin Li. Can LLM already serve as a database interface? a BIG bench for large-scale database grounded text-to-SQLs. In *Thirty-seventh Conference on Neural Information Processing Systems Datasets and Benchmarks Track*, 2023.
- [42] Yunyao Li, Dragomir Radev, and Davood Rafiei. *Natural language interfaces to databases*. Springer, 2024.

- [43] Zichao Lin, Shuyan Guan, Wending Zhang, Huiyan Zhang, Yugang Li, and Huaping Zhang. Towards trustworthy llms: a review on debiasing and dehallucinating in large language models. *Artificial Intelligence Review*, 57(9):243, 2024.
- [44] Pengfei Liu, Weizhe Yuan, Jinlan Fu, Zhengbao Jiang, Hiroaki Hayashi, and Graham Neubig. Pre-train, prompt, and predict: A systematic survey of prompting methods in natural language processing. *ACM Comput. Surv.*, 55(9), January 2023.
- [45] Marilex Rea Llave. Data lakes in business intelligence: reporting from the trenches. *Procedia Computer Science*, 138:516–524, 2018.
- [46] Paula Maddigan and Teo Susnjak. Chat2vis: generating data visualizations via natural language using chatgpt, codex and gpt-3 large language models. *Ieee Access*, 11:45181–45193, 2023.
- [47] Sven Michalczyk, Mario Nadj, Darius Azarfar, Alexander Maedche, and Christoph Groeger. A state-of-the-art overview and future research avenues of self-service business intelligence and analytics. In *ECIS 2020 Proceedings – Twenty-Eighth European Conference on Information Systems, Marrakesh, Marokko, June 15 - 17, 2020*, 2020.
- [48] Daphne Miedema and George Fletcher. Sqlvis: Visual query representations for supporting sql learners. In *2021 IEEE Symposium on Visual Languages and Human-Centric Computing (VL/HCC)*, pages 1–9, 2021.
- [49] Dang Minh, H. Xiang Wang, Y. Fen Li, and Tan N. Nguyen. Explainable artificial intelligence: a comprehensive review. *Artificial Intelligence Review*, 55(5):3503–3568, 2022.
- [50] Walbert Cunha Monteiro, Diego Hortêncio Dos Santos, Thiago Augusto Soares De Sousa, Vinicius Favacho Queiroz, Tiago Davi Oliveira De Araújo, and Bianchi Serique Meiguins. Workload evaluation to create data visualization using chatgpt. In *2023 27th International Conference Information Visualisation (IV)*, pages 136–141, 2023.
- [51] Angelo Rossi Mori. Coding systems and controlled vocabularies for hospital information systems. *International Journal of Bio-Medical Computing*, 39(1):93–98, 1995.
- [52] Marvin Munoz Baron, Marvin Wyrich, and Stefan Wagner. An empirical validation of cognitive complexity as a measure of source code understandability. In *Proceedings of the 14th ACM / IEEE International Symposium on Empirical Software Engineering and Measurement (ESEM)*, page 1–12. ACM, 2020.
- [53] Takehiko Murakawa and Masaru Nakagawa. Comprehension support of sql statement using double-tree structure. In *CSEDU 2011 - Proceedings of the 3rd International Conference on Computer Supported Education*, volume 1, pages 318–323, 01 2011.
- [54] Nurlan Musazade, József Mezei, and Xiaolu Wang. Exploring the performance of large language models for data analysis tasks through the crisp-dm framework. In Álvaro Rocha, Hojjat Adeli, Gintautas Dzemyda, Fernando Moreira, and Aneta Poniszewska-Marañda, editors, *Good Practices and New Perspectives in Information Systems and Technologies*, pages 56–65. Springer Nature Switzerland, 2024.

- [55] Robbie T. Nakatsu. *Explanatory Power of Intelligent Systems*, pages 123–143. Springer London, 2006.
- [56] Athira Nambiar and Divyansh Mundra. An overview of data warehouse and data lake in modern enterprise data management. *Big Data and Cognitive Computing*, 6(4), 2022.
- [57] Arpit Narechania, Adam Fourney, Bongshin Lee, and Gonzalo Ramos. Diy: Assessing the correctness of natural language to sql systems. In *Proceedings of the 26th International Conference on Intelligent User Interfaces, IUI '21*, page 597–607. Association for Computing Machinery, 2021.
- [58] Mehran Nasserri, Patrick Brandtner, Robert Zimmermann, Taha Falatouri, Farzaneh Darbanian, and Tobechi Obinwanne. Applications of large language models (llms) in business analytics—exemplary use cases in data preparation tasks. In *International Conference on Human-Computer Interaction*, pages 182–198. Springer, 2023.
- [59] R. Ryan Nelson, editor. *End-user computing: Concepts, issues, and applications*. John Wiley & Sons, Inc., 1989.
- [60] Zheng Ning, Zheng Zhang, Tianyi Sun, Yuan Tian, Tianyi Zhang, and Toby Jia-Jun Li. An empirical study of model errors and user error discovery and repair strategies in natural language database queries. In *Proceedings of the 28th International Conference on Intelligent User Interfaces*, pages 633–649, 2023.
- [61] Marcin Pałys and Andrzej Pałys. Benefits and challenges of self-service business intelligence implementation. *Procedia Computer Science*, 225:795–803, 2023. 27th International Conference on Knowledge Based and Intelligent Information and Engineering Systems (KES 2023).
- [62] Jens Passlick, Lukas Grütznert, Michael Schulz, and Michael H. Breitner. Self-service business intelligence and analytics application scenarios: A taxonomy for differentiation. *Information Systems and e-Business Management*, 21(1):159–191, 2023.
- [63] Gabrijela Perković, Antun Drobnjak, and Ivica Botički. Hallucinations in llms: Understanding and addressing challenges. In *2024 47th MIPRO ICT and Electronics Convention (MIPRO)*, pages 2084–2088, 2024.
- [64] Mohammadreza Pourreza and Davood Rafiei. Din-sql: decomposed in-context learning of text-to-sql with self-correction. In *Proceedings of the 37th International Conference on Neural Information Processing Systems, NIPS '23*. Curran Associates Inc., 2024.
- [65] CSR Prabhu, Aneesh Sreevallabh Chivukula, Aditya Mogadala, Rohit Ghosh, LM Jenila Livingston, CSR Prabhu, Aneesh Sreevallabh Chivukula, Aditya Mogadala, Rohit Ghosh, and LM Jenila Livingston. *Big data analytics*. Springer, 2019.
- [66] Colin Raffel, Noam Shazeer, Adam Roberts, Katherine Lee, Sharan Narang, Michael Matena, Yanqi Zhou, Wei Li, and Peter J. Liu. Exploring the limits of transfer learning with a unified text-to-text transformer. *Journal of Machine Learning Research*, 21(140):1–67, 2020.

- [67] Cynthia Rudin. Stop explaining black box machine learning models for high stakes decisions and use interpretable models instead. *Nature Machine Intelligence*, 1(5):206–215, 2019.
- [68] Bill Schmarzo. *AI & Data Literacy: Empowering Citizens of Data Science*. Packt Publishing Ltd, 2023.
- [69] Ankita Sharma, Xuanmao Li, Hong Guan, Guoxin Sun, Liang Zhang, Lanjun Wang, Kesheng Wu, Lei Cao, Erkang Zhu, Alexander Sim, et al. Automatic data transformation using large language model-an experimental study on building energy data. In *2023 IEEE International Conference on Big Data (BigData)*, pages 1824–1834. IEEE, 2023.
- [70] Andreas Stöckl. Information visualization with chatgpt. In Boris Kovalerchuk, Kawa Nazemi, Răzvan Andonie, Nuno Datia, and Ebad Banissi, editors, *Artificial Intelligence and Visualization: Advancing Visual Knowledge Discovery*, pages 469–485. Springer Nature Switzerland, 2024.
- [71] D. Stodder. Visual analytics for making smarter decisions faster. *TDWI Best practices report*, 2015.
- [72] Soroosh Tayebi Arasteh, Tianyu Han, Mahshad Lotfinia, Christiane Kuhl, Jakob Nikolas Kather, Daniel Truhn, and Sven Nebelung. Large language models streamline automated machine learning for clinical studies. *Nature Communications*, 15(1):1603, 2024.
- [73] Astha Thapa and Rajvardhan Patil. Chatgpt based chatbot application. In *South-eastCon 2024*, pages 157–164, 2024.
- [74] Dayton G. Thorpe, Andrew J. Duberstein, and Ian A. Kinsey. Dubo-sql: Diverse retrieval-augmented generation and fine tuning for text-to-sql, 2024.
- [75] Yuan Tian, Jonathan K. Kummerfeld, Toby Jia-Jun Li, and Tianyi Zhang. Sqlucid: Grounding natural language database queries with interactive explanations, 2024.
- [76] Mihaela Tomova, Martin Hofmann, Constantin Hütterer, and Patrick Mäder. Assessing the utility of text-to-sql approaches for satisfying software developer information needs. *Empirical Software Engineering*, 29(1):15, 2023.
- [77] Quoc-Bao-Huy Tran, Aagha Abdul Waheed, and Sun-Tae Chung. Robust text-to-cypher using combination of bert, graphsage, and transformer (cobgt) model. *Applied Sciences*, 14(17), 2024.
- [78] Richard Tunney. *A Primer of Judgment and Decision Making*. Springer, 2024.
- [79] Ashish Vaswani, Noam Shazeer, Niki Parmar, Jakob Uszkoreit, Llion Jones, Aidan N. Gomez, Łukasz Kaiser, and Illia Polosukhin. Attention is all you need. In *Proceedings of the 31st International Conference on Neural Information Processing Systems, NIPS’17*, page 6000–6010. Curran Associates Inc., 2017.
- [80] Carlo Verellis. *Business Intelligence: Data Mining and Optimization for Decision Making*. Wiley, 1st edition, 2009.

- [81] John Von Neumann and Oskar Morgenstern. Theory of games and economic behavior: 60th anniversary commemorative edition. In *Theory of games and economic behavior*. Princeton university press, 2007.
- [82] Dušan Vujosevic, Ivana Kovacevic, and Milena Vujosevic-Janicic. The learnability of the dimensional view of data and what to do with it. *Aslib Journal of Information Management*, 71(1):38–53, 2018.
- [83] Jerold W Wallis and Edward H Shortliffe. Explanatory power for medical expert systems: studies in the representation of causal relationships for clinical consultations. *Methods of Information in Medicine*, 21(03):127–136, 1982.
- [84] Xiaxia Wang, Sai Wu, Lidan Shou, and Ke Chen. An interactive nl2sql approach with reuse strategy. In *Database Systems for Advanced Applications: 26th International Conference, DASFAA 2021, Taipei, Taiwan, April 11–14, 2021, Proceedings, Part II 26*, pages 280–288. Springer, 2021.
- [85] David H.D. Warren and Fernando C.N. Pereira. An efficient easily adaptable system for interpreting natural language queries. *American Journal of Computational Linguistics*, 8(3-4):110–122, 1982.
- [86] Hugh Watson. Update tutorial: Big data analytics: Concepts, technology, and applications. *Communications of the Association for Information Systems*, 44:364–379, 01 2019.
- [87] Jack H Westbrook and Walter Grattidge. Terminology standards for materials databases. *Reference*, 15:15, 1992.
- [88] Yang Wu, Yao Wan, Hongyu Zhang, Yulei Sui, Wucui Wei, Wei Zhao, Guandong Xu, and Hai Jin. Automated data visualization from natural language via large language models: An exploratory study. *Proceedings of the ACM on Management of Data*, 2(3):1–28, May 2024.
- [89] Ziyu Yao, Yu Su, Huan Sun, and Wen-tau Yih. Model-based interactive semantic parsing: A unified formulation and a text-to-sql case study. In *2019 Conference on Empirical Methods in Natural Language Processing (EMNLP’19)*, 2019.
- [90] Ziyu Yao, Yu Su, Huan Sun, and Wen-tau Yih. Model-based interactive semantic parsing: A unified framework and a text-to-sql case study. *arXiv preprint arXiv:1910.05389*, 2019.
- [91] Tao Yu, Rui Zhang, Kai Yang, Michihiro Yasunaga, Dongxu Wang, Zifan Li, James Ma, Irene Li, Qingning Yao, Shanelle Roman, Zilin Zhang, and Dragomir Radev. Spider: A large-scale human-labeled dataset for complex and cross-domain semantic parsing and text-to-sql task, 2019.
- [92] Haochen Zhang, Yuyang Dong, Chuan Xiao, and Masafumi Oyamada. Large language models as data preprocessors, 2023.
- [93] Victor Zhong, Caiming Xiong, and Richard Socher. Seq2sql: Generating structured queries from natural language using reinforcement learning, 2017.