

# Disagreement Spillovers\*

Giampaolo Bonomi<sup>†</sup>

[Most Recent Version](#)

November 19, 2024

## Abstract

As US political party leaders increasingly take stances both on economic and cultural (i.e., social policy) issues, the economic views of opposite cultural groups are growing apart. This paper explores a novel explanation for this phenomenon. I provide experimental evidence that adding social policy content to a policy message pushes those disagreeing with the social policy to disagree also with the economic content of the message. As my results suggest regular deviations from Bayesian explanations, I propose a model of identity-based belief updating that predicts the main regularities found in the experiment. Finally, I shed light on opinion leaders' incentives to strengthen the association between social policy and economic policy views.

**Keywords:** persuasion; polarization; identity; conflict; backlash; moral values.

---

\*I am grateful to Renee Bowen and Joel Sobel for their invaluable guidance. The paper owes to many conversations with Guido Tabellini, Aram Grigoryan, and Simone Galperti, as well as interactions with Nicola Gennaioli. I thank Steven Brownstone, Richard Carson, Julie Cullen, Denis Shishkin, Pietro Spini, Giorgio Saponaro, Isabel Trevino, and Manu Vespa for insightful comments, and the Yankelovich Center of Social Policy and the Institute of Humane Studies (grant no. IHS017771) for financial support.

<sup>†</sup>Department of Economics, UC San Diego. gbonomi@ucsd.edu.

# 1 Introduction

In the last two decades, two stark trends have reshaped the political arena of the United States. The first pertains to the supply side of politics: social policy issues — including abortion, LGBT rights, and affirmative action, among others — have gained importance in politicians’ rhetoric (see, e.g., [Gennaioli and Tabellini, 2023](#)). Today, it is common to observe Democratic and Republican politicians talk about social and economic policy issues in the same speech, political message, or debate, typically taking opposite stances on both domains. The second trend is about the demand side of politics. US constituents are increasingly clustered into two opposite cultural factions, with very different views on economic and social policy ([Gentzkow, 2016](#); [Bonomi et al., 2021](#); [Desmet et al., 2024](#)). In this paper, I document a novel phenomenon connecting these two changes: people are much less persuaded by economic policy proposals if the source contextually takes social policy stances that go against their cultural views. I call this phenomenon *disagreement spillovers*.

The paper makes three main contributions. First, after deriving disagreement spillovers, agreement spillovers, and backlash<sup>1</sup> hypotheses in a Bayesian model, I present experimental evidence of disagreement spillovers from two morally charged social policy issues, abortion and transgender rights, to two economic ones, trade policy and taxation. My results suggest that disagreement spillovers are a regularity, and can trigger backlash against economic policy recommendations. In contrast, I do not find evidence in support of corresponding agreement spillover hypotheses, casting doubt on Bayesian explanations. Second, I propose a model of identity-based updating, where a receiver’s cultural identity (i) is made salient by messages threatening her values and (ii) slants her policy beliefs away from positions associated to out-group members. The identity model yields predictions consistent with my evidence. Third, I analyze competing politicians’ incentives to generate “correlated disagreement.” I show that risk-averse politicians benefit from adopting identity-based communication strategies that increase the economic disagreement between cultural groups. Similar incentives hold for profit-maximizing competing media outlets.<sup>2</sup>

## Motivating Evidence

Figure 1 and Table 1 illustrate the motivating trends discussed in the opening paragraph of this introduction. Details on the construction and sources of these trends are reported in Appendix A. For election years between 2006 and 2018, Figure 1 plots the share of political

---

<sup>1</sup>In the paper, *backlash* indicates instances where individuals update their policy positions in the direction opposite to a recommendation; *agreement spillover* hypotheses state that individuals are more persuaded by economic recommendations of opinion leaders who agree with them on social policy issues.

<sup>2</sup>The analysis of media incentives can be found in Appendix C.

ads on broadcast TV covering social policy issues, economic policy issues, and both issues at the same time, reported as a percentage of the share in 2006. While the intensity of economic

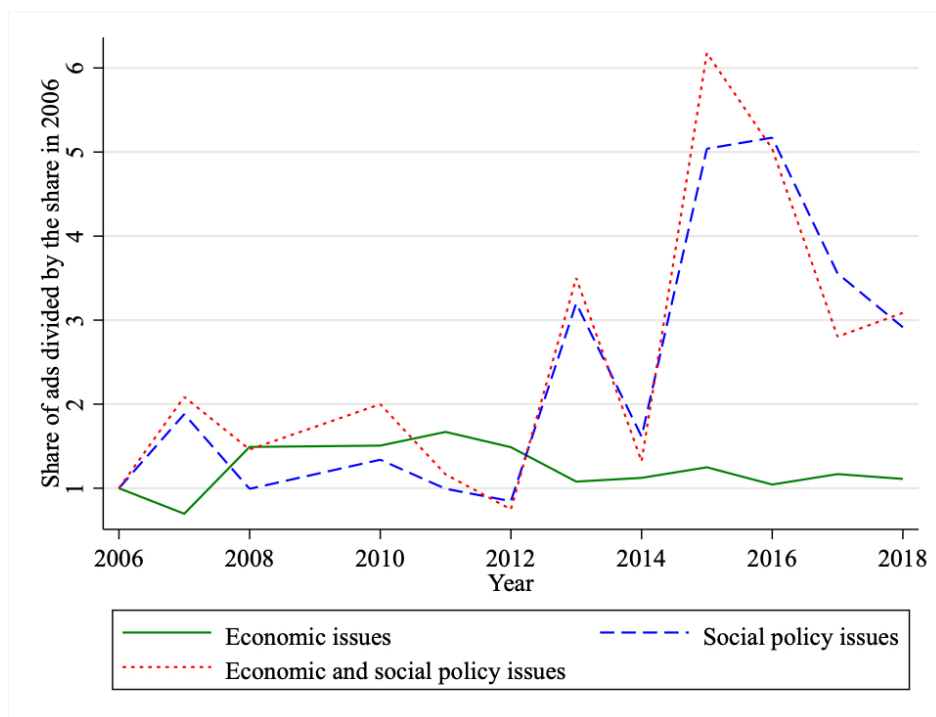


Figure 1: Change in Political Advertising by Topic: 2006 – 2018

Notes. For each category of topics (“economic issues,” “social policy issues,” or “economic and social policy issues”) and year, the table reports the share of political television advertising that covers such topics, divided by the same share in 2006. A political ad is classified in the category “economic and cultural issues” if it covers *both* economic policy and social policy topics. Source: *Wesleyan Media Project*.

messaging has remained relatively stable throughout the period, political ads in 2018 were three times as likely to cover both social policy and economic issues as in the early 2000s, after a peak reached during the 2016 election campaign.

Table 1 shows the correlation between US adults’ policy opinions in the social and economic domains, in 2004 and 2019. In recent years, the two sets of views have become more correlated. People who disagree on, say, abortion or gay marriage, have become more likely to also disagree on economic issues like the government’s intervention in the economy, welfare, or big businesses’ profits. This “correlated disagreement” is perhaps one of the starkest changes in political conflict of recent times.

To gather preliminary evidence on how exposure to political messages covering economic and social policy topics affects the correlation between policy stances, I recruited 600 US respondents and randomly assigned each participant to one of two treatments.<sup>3</sup> In one

<sup>3</sup>The details of this preliminary experiment are contained in section A of the Appendix.

Table 1: Growing Association of Social Policy and Economics

Pearson Correlation between Social Policy and Economic Policy Views								
	Gvt Efficiency		Gvt Regulation		Gvt Assist		Company Greed	
	2004	2019	2004	2019	2004	2019	2004	2019
Gay Marriage	0.0581	0.2636	0.107	0.3357	0.1394	0.3164	0.0722	0.2945
Abortion	0.0142	0.2298	0.052	0.3702	0.0936	0.2791	0.031	0.1783
Discrimination	0.0389	0.2926	0.1024	0.3759	0.2372	0.4916	0.1612	0.342
Immigration	0.164	0.2375	0.133	0.3595	0.0489	0.2896	-0.1278	0.2706

Notes: The table reports the Pearson correlation coefficient between views on four social policy issues (gay marriage, abortion, race discrimination, and immigration) and four economic policy issues (whether the government is wasteful, should regulate the economy, spend more to assist the poor, and whether big companies make too much profit) in 2004 and 2019. All variables are binary. For social policy issues, higher values denote more progressive views. For economic policy issues, higher values denote left-wing views. Source: *Pew Research Center*.

condition, respondents read a political message advocating in favor of the US participation in the *Comprehensive and Progressive Agreement for Transpacific Partnership* (CPTPP),<sup>4</sup> using arguments based on economic considerations. In the other condition, the same message comes together with an anti-abortion message from the same source, claiming that abortion should be illegal or strongly restricted based on moral and religious considerations. Figure 2a reports the correlation between support for the trade agreement and pro-choice abortion stances of respondents in the two treatment groups, measured after treatment.

The evidence suggests that adding pro-life content to the pro-CPTPP policy message affects the association of policy views among participants, with pro-choice views becoming negatively correlated with pro-trade ones, in stark contrast with the positive correlation observed in the group that read only the trade message. Figure 2b provides a reason for this difference: secular respondents — in great majority pro-choice — are much less likely to agree with the pro-trade stance when learning that it comes from a pro-life source, while support for the CPTPP among religious respondents is similar in the two conditions.

<sup>4</sup>The CPTPP is a free trade agreement between Australia, Brunei Darussalam, Canada, Chile, Japan, Malaysia, Mexico, Peru, New Zealand, Singapore and Vietnam. For additional details on the trade agreement, see for instance <https://www.mfat.govt.nz/en/trade/free-trade-agreements/free-trade-agreements-in-force/cptpp>

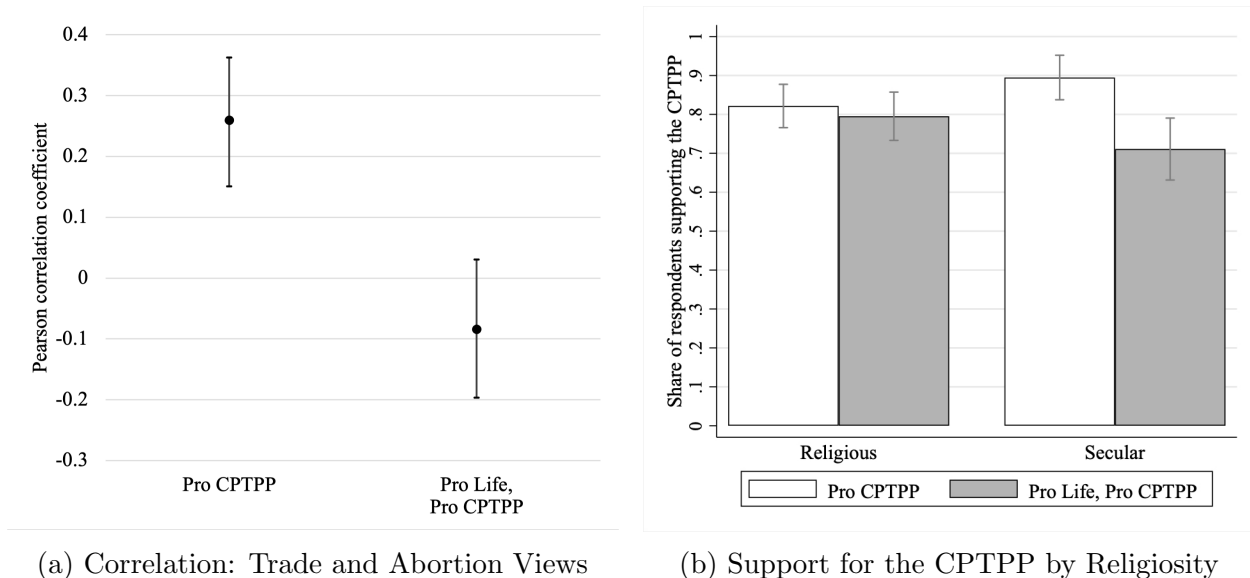


Figure 2: Adding Social Policy Content to an Economic Policy Message

Notes. Panel (a) reports the Pearson correlation between support for the CPTPP and pro-choice abortion policy views in the following two groups: (i) respondents who received the pro-CPTPP message sent alone (*Pro CPTPP*); (ii) respondents who received the pro-CPTPP message bundled with a pro-life abortion message (*Pro Life, Pro CPTPP*). Panel (b) reports the share of religious and secular respondents supporting the US membership in the CPTPP in both treatment conditions. Views on the CPTPP are binary variables, equal to 1 for respondents who support the trade deal and 0 for those who oppose it. Views on abortion are binary variables, equal to 1 for pro-choice respondents and 0 for pro-life respondents. Participants are classified as “secular” if, before treatment, they reported that religion is not at all important in their lives. 95% confidence interval reported. Source: own survey data.

## Main Results of the Paper

The trends and survey evidence just described point in a common direction: people might follow the economic stances of culturally aligned opinion leaders more than those of misaligned leaders. I formalize these hypotheses with the help of a class of *trust-based* Bayesian models, where receivers link the moral values of the source either to its competence or its economic preferences,<sup>5</sup> so that learning a source’s moral affiliation helps them evaluate whether the economic policy considered serves their interest.<sup>6</sup> These models predict that individuals will be more persuaded by the same economic policy message if they learn that the source agrees with them on moral social policies (*agreement spillovers*), while they will be less persuaded by the economic message if they learn that the source disagrees with them on these

<sup>5</sup>Preference-based trust models are coherent with the view that different cultural values and identities are predictive of differences in economic and political preferences (Enke, 2020; Bonomi et al., 2021; Enke et al., 2022a,b; Enke, 2024).

<sup>6</sup>Indeed, in my surveys, respondents on average reported being more confident about knowing the best policy for the two social policy issues than for the two economic issues, which justifies a modeling approach where there is uncertainty about optimal economic policies.

policies (*disagreement spillovers*). Finally, when trust is preference-based, an economic message from a culturally misaligned source could push respondents to update their economic position against the source recommendations (*backlash*).

The spillover and backlash predictions motivate the survey experiments described in this paper, run on *Cloud Research* and *Prolific*, and involving roughly 6,500 unique respondents. The main treatment conditions of the first experiment comprise four bundled-message conditions, two single-message conditions, and one condition where survey participants do not read any political message. In the bundled-message conditions, respondents read a passage from a political speech containing an abortion policy stance (pro-choice or pro-life) and a trade policy stance (pro-CPTPP or anti-CPTPP). In each single-message condition, respondents read one of the CPTPP recommendations, without being shown the abortion-related passage. In all cases, respondents report their abortion views before the treatment and the trade views only after.

My experimental results provide strong support for the disagreement spillover hypothesis. I find that respondents who received the pro-CPTPP recommendation bundled with a *misaligned* abortion message (i.e., one in contrast with their views on abortion) were 13 percentage points less likely to support the trade agreement than those who only read the trade message. Similarly, respondents who read the anti-CPTPP statement bundled with a misaligned abortion message were more than 20 percentage points more likely to support the trade agreement than those who only saw the anti-CPTPP message. I also find evidence of *backlash*: after any of the pro-CPTPP bundled messages, these disagreement spillovers made respondents less likely to support the trade deal, even compared to those who were not shown any political message. This suggests that the wrong association of policy stances can produce unexpected effects, potentially in contrast with the source objectives.

Surprisingly, but consistently with the preliminary evidence of Figure 2b, I do not find evidence of *agreement spillovers*: adding a pro-choice stance to the political message does not increase support for the CPTPP recommendation among pro-choice respondents, nor does adding a pro-life stance make pro-life respondents more likely to embrace the trade policy position promoted in the message. Still, disagreement spillovers alone can strengthen the correlation of economic and social policy views in the electorate.<sup>7</sup>

I investigate the mechanism behind these results via additional treatment arms and experiments. First, I consider if the abortion policy messages can, alone, change respondents'

---

<sup>7</sup>Consider the case of the anti-CPTPP, pro-life message. The disagreement spillover generated by the additional social policy content makes pro-choice respondents — already more favorable to the trade deal to start with — even more likely to support the deal relative to pro-life respondents. This further exacerbates trade policy disagreement between cultural groups, increasing the association between trade policy and abortion views.

economic views.<sup>8</sup> This mechanism does not appear to drive my results: exposing respondents to the anti-abortion message alone does not influence support for the trade deal, relative to the no-message control group. Hence, the association of economic and cultural content is what matters for the spillovers I observe. Second, I find that the disagreement spillovers are deactivated when respondents read both the abortion and trade messages, but the two messages are described as coming from different sources: as in the theory, the phenomenon seems to rely on what the abortion stance reveals about the source of the trade opinion.

One explanation for disagreement spillovers could be that the abortion stance is informative about the source’s partisanship. Indeed, a growing body of research in social psychology, political science, and economics finds that party cues can influence receivers’ reactions to information, with people generally more persuaded when information comes from their own party (see, e.g., [Druckman, 2022](#), for a review). I address this hypothesis in two ways. First, if disagreement spillovers were mostly the result of respondents’ party identity, we would expect them to be weaker among respondents who do not identify as Democrats or Republicans. If anything, I find spillovers to be stronger in this subsample of respondents. Second, I run a more direct test and look at how disagreement spillovers change if the source of the political messages is framed as non-partisan. I find that pro-choice respondents are more than 11 percentage points less likely to support the CPTPP when the pro-CPTPP recommendation comes bundled with the pro-life stance than when it is sent alone. The effect is similar, in significance and size, to the one found in my main experiment, suggesting that including the abortion stance is not simply equivalent to a party cue.

The experimental analysis concludes by addressing two questions. First, does the phenomenon of disagreement spillovers extend beyond the specific trade-abortion policy pair? Second, do we observe spillovers in the opposite direction, from economic policy to social policy? To provide an answer to the first question, I run an analogous experiment looking at the effect of bundling a proposal to decrease income taxes and raise a VAT with a message supporting a ban on child adoptions by transgender individuals. I find that respondents who are favorable to adoptions are 8 percentage points less likely to favor the tax proposal when it comes together with an endorsement of the adoption ban, compared to when it is sent alone. In this case, too, I do not find evidence of agreement spillovers.

I address the second question in two ways. First, I compare support for anti-abortion laws in a group of respondents who received a pro-life and pro-CPTPP message and in one

---

<sup>8</sup>Recent studies on the relationship between social identity and political beliefs (e.g., [Bonomi et al., 2021](#); [Gennaioli and Tabellini, 2023](#)) predict that making cultural policy issues more salient could induce voters to slant all their views towards those typical of their cultural in-group. In our context, these would require opposite cultural groups to be deeply divided on the CPTPP membership, something that — given the complexity of the issue, seems unrealistic.

who only received the pro-CPTPP message. Second, I compare support for the adoption ban in a group of respondents who received the adoption ban endorsement together with the tax reform proposal and in a group that only saw the adoption ban endorsement.<sup>9</sup> In both cases, bundling does not appear to affect the average support for the social policy among supporters and opponents of the respective economic policy. Hence, while there is evidence of disagreement spillovers from social policy to economics, I do not find support for spillovers in the opposite direction.

While trust-based models correctly predict disagreement spillovers and can also predict backlash, they fail to explain why I do not observe evidence of agreement spillovers.<sup>10</sup> The fact that I only find evidence of negative spillovers is suggestive of deeper differences between moral alignment and misalignment. Manifest disagreement with a sender who is “morally wrong” could be an expression of that sort of out-group antagonism that social psychologists have found to be particularly relevant in contexts where identity groups are defined on moral grounds (see [Parker and Janoff-Bulman, 2013](#), for a review of the evidence). To capture this idea, I rely on social identity theory ([Tajfel and Wilkes, 1963](#); [Tajfel and Turner, 1979](#)) and its recent formalizations by [Bonomi et al. \(2021\)](#) to propose a novel model of identity-based updating. The model builds on three blocks. First, receivers’ perceptions of the non-core policy beliefs of different cultural groups can be manipulated: political messages can create new associations between cultural groups and economic policy stances. Second, receivers’ cultural identities become stronger after political messages threatening — as opposed to confirming — their in-group core policy beliefs. Third, as in [Bonomi et al. \(2021\)](#), identity slants individual beliefs away from the beliefs distinctive of the outgroup. I show that the model predicts disagreement spillovers, backlash, and lack of agreement spillover.

All in all, my empirical findings suggest that exposure to economic recommendations by sources with clear social policy stances has a heterogeneous effect on the economic views of voters. In particular, the economic recommendations will be less persuasive for those voters who disagree with the social policy content, and, in some cases, the effect will be so stark to induce disagreeing voters to adopt economic policy positions that go against the senders’ recommendations. Because of this heterogeneous response, when seemingly unrelated economic and cultural issues become increasingly associated in the political discourse, voters’ polarization can propagate from cultural policy to economic policy, generating “correlated disagreement,” a situation where members of different cultural groups disagree on both so-

---

<sup>9</sup>In both cases, economic policy preferences are asked before the treatments, and social policy ones after the treatment.

<sup>10</sup>As shown in section 5, if culturally aligned senders are more trustworthy than misaligned ones, learning that the sender is culturally aligned should make her economic messages more persuasive than when the sender type is uncertain.



cial policy and economic policy. I conclude the paper by addressing the opinion leaders' incentives to generate this "correlated disagreement."

I consider the case of two ex-ante identical rent-motivated political parties competing in an election, building on the probabilistic voting model proposed by [Bonomi \(2024\)](#). The setup shares many similarities with the standard probabilistic voting models (e.g., [Lindbeck and Weibull, 1993](#); [Persson and Tabellini, 2002](#)), but assumes that parties have a decreasing marginal utility from political power rents (increasing in parties' vote share). In the version presented in this paper, the electorate is partitioned into two groups of voters, socially conservative and socially progressive, who fundamentally disagree in terms of social policy but may have a similar composition in terms of the economic policy stances of their members.

I find that parties have the incentive to use communication strategies that strengthen associations between economic policy and social policy views, increasing the economic policy disagreement between socially conservative and socially progressive voters. When the electorate is split into two factions disagreeing on both policy domains, parties can better differentiate from each other: by overweighting the policy demands of opposite factions, they can secure a voter base and a share of political power, hedging the risk of events that are not under control. To put it plainly, if Democratic and Republican supporters are divided across the board of policy issues — and so are the platforms offered by the two parties — it will take more than a poor presidential debate to induce citizens to switch partisanship.

These intuitive theoretical results suggest that opinion leaders might have not only the means but also the incentives to create deep societal divisions, spanning the spectrum of policy issues. As disagreement spillovers might play a key role in the origins of these divisions, advancing our understanding of this phenomenon and its causes seems a crucial step to shed light on the nature of today's political conflict.

The remainder of the paper is structured as follows. Section 2 is a literature review. In section 3 I derive the trust-based spillover hypotheses and in section 4 I present the experimental results, followed by a discussion of the mechanisms in section 5. In section 6 I discuss the incentives of opinion leaders. Section 7 is a conclusion.

## 2 Related Literature

A growing body of work in social psychology, political science, and, more recently, economics is investigating the role played by politicians and media outlets in shaping voters' political preferences. Typically, the literature has focused on partisanship cues. [Cohen \(2003\)](#) is an early social psychology experimental contribution finding that people were more convinced by the same policy when told that it was favored by most of their party supporters, as opposed

to opposite party supporters. [Druckman \(2022\)](#) provides a thorough review of existing evidence in political science, suggesting that voters tend to be relatively more persuaded by information coming from their own party or media outlets associated to their party.

More recently, economists have been interested in these sets of questions. For instance, [Afrouzi et al. \(2024\)](#) find that the persuasiveness of an immigration message on Democratic and Republican supporters changed depending on whether the message was sent by Trump, Obama, or a neutral source, a result aligned with the findings of [Barber and Pope \(2019\)](#). Close to the spirit of these studies, contemporaneous experimental work by [Jansen et al. \(2024\)](#) finds Spanish local policymakers to be more likely to adopt a tourism-enhancing policy recommendation if it comes from a politically aligned think tank than if it comes from a neutral source.

None of the above papers studies how the persuasiveness of a policy recommendation is affected by other policy positions contextually taken by the same source. This difference with my study is relevant for two orders of reasons. First, during political speeches, debates, opinion essays, and political campaign ads, opinion leaders and political candidates often express their stances on multiple policy issues. Understanding how the combination of these stances affects the persuasiveness of their overall policy message, and which class of policy issues can influence others, is of independent empirical relevance. Second, the phenomenon documented in this paper does not posit an exogenous alignment between senders and receivers (like the one between a politician and his supporters). Unlike their party affiliation, politicians' communication strategies are primarily endogenous and contribute to defining their political persona. In this sense, my results could contribute to understanding *why* candidates giving extensive room, in their propaganda, to social policy and moral value issues might be perceived as so distinctively divisive.

My second main contribution is to the academic literature studying three phenomena: (i) the growing importance of social identities, policies, and moral values in the political debate ([Norris and Inglehart, 2019](#); [Enke, 2020](#); [Gennaioli and Tabellini, 2023](#)); (ii) the increasing correlation between social policy and economic policy divisions in the US electorate ([Bonomi et al., 2021](#); [Gentzkow, 2016](#)); (iii) US political realignments, and in particular, the increasing overlap between cultural and party identity differences among US voters (e.g. [Gethin et al., 2021](#); [Desmet et al., 2024](#)). My results provide a possible link between these trends. As Democratic and Republican politicians started taking opposite cultural stances more and more frequently — for instance responding to cultural identities becoming a stronger determinant of political divisions in the society ([Bonomi et al., 2021](#); [Gennaioli and Tabellini, 2023](#)) — disagreement spillovers might have pushed socially conservative voters relatively closer to the economic views of the Republican Party, and socially progressive voters rela-

tively closer to the ones of the Democratic Party, strengthening the correlation between the economic and cultural policy views in the electorate.<sup>11</sup> This change in the joint distribution of policy opinions, in turn, might well have amplified and facilitated the types of realignments documented by [Gethin et al. \(2021\)](#).

My results also relate to the political economics literature on policy bundling. The idea that parties choose stances on both economic and social policy issues for strategic considerations has been explored, for instance, by [Besley and Persson \(2021\)](#). They design a model in which, by offering anti-immigration and low-tax policy platforms, a cosmopolitan right-wing elite exploits the rise in nationalism to win elections and pass their preferred fiscal measures. [Roemer et al. \(2007\)](#) proposed a similar theory, where right-wing parties exploit the conservative social policy views of the middle class to avoid proposing high levels of redistribution. My paper connects to this literature by showing that, by bundling social policy and economic policy proposals, parties might even be able to change the economic views of different cultural groups, which, I think, leads to interesting strategic insights.

Differential trust in information sources lies at the core of models of information provision by media outlets (notably [Gentzkow and Shapiro, 2006](#)). Recently, [Gentzkow et al. \(2024\)](#) offered a detailed micro-foundation of disagreement on the accuracy of information sources, in a setup where consumers and information sources are ideologically biased and the former are unaware of their own bias. In my preference-based trust explanation, I posit that respondents distrust senders from their cultural out-group not because of accuracy considerations, but because they perceive them as having different values, worldviews, and policy goals. This approach finds a justification in the economic research on the relation between moral values and political and economic preferences ([Enke, 2020](#); [Enke et al., 2022b](#); [Enke, 2024](#)). In contrast, my identity-base updating model builds on the social psychology literature on group identity and self-categorization ([Tajfel and Turner, 1979](#); [Tajfel and Wilkes, 1963](#)), and its recent formalizations by [Bonomi et al. \(2021\)](#). Differently from [Bonomi et al. \(2021\)](#), I focus on how identity affects the processing of new information.

Finally, my political competition model connects to the contributions of [Glaeser et al. \(2005\)](#), [Gennaioli and Tabellini \(2023\)](#), and [Bonomi \(2024\)](#), showing that competing politicians can benefit from rendering their core supporters more extreme or polarizing the electorate. Building on [Bonomi \(2024\)](#), I show that parties have the incentive to strengthen the correlation of voters' opinions, creating two clusters of voters who disagree on multiple domains of policy.<sup>12</sup>

---

<sup>11</sup>This explanation is complementary to results of [Bonomi et al. \(2021\)](#), who advance a demand-driven explanation for the change in the correlation of policy views.

<sup>12</sup>The model of media competition of Appendix C builds on seminal work on product differentiation ([d'Aspremont et al., 1979](#)), and its applications to media markets ([Mullainathan and Shleifer, 2005](#)). I

### 3 Trust-Based Spillover Hypotheses

Why would knowing an opinion leader’s views on moral social policy issues affect our willingness to follow her economic recommendations? In this section, I propose a set up delivering a very simple trust-based foundation for this behavior, as well as intuitive predictions.

**Setup** A receiver  $R$  observes information about an economic reform from a non-strategic<sup>13</sup> source  $S$ . The economic issue is complex and there is uncertainty about the consequences of the economic reform: for  $i = R, S$ , state  $\omega^i \in \Omega^i = \{\omega_0^i, \omega_1^i\}$  captures if  $i$  benefits ( $\omega_1^i$ ) or is hurt from the reform. Both  $R$  and  $S$  have a cultural (or moral) affiliation, either socially progressive or socially conservative. The cultural type of the source  $\theta^S \in \Theta = \{A, M\}$  is aligned ( $A$ ) if the source and receiver share the same moral values. Otherwise, it is misaligned ( $M$ ). We are interested in how the receiver updates her beliefs about  $\omega^R$  after observing (i)  $y^S \in \{y_0^S, y_1^S\}$ , whether the source supports ( $y_1^S$ ) or opposes the economic policy reform; and, potentially, (ii)  $\theta^S$ , the source’s moral alignment. Due to the non-strategic nature of the source,  $y_1^S$  correlates positively with the source’s belief that  $\omega^S = \omega_1^S$ .<sup>14</sup>

**Mental Models, Competence, and Economic Alignment** Our intuition and motivating evidence suggest that people might trust the opinions of culturally misaligned sources less than others. Whether this occurs in my setup depends on the receiver’s subjective probability distribution  $\mathbb{P} \in \Delta(Y^S \times \Theta^S \times \Omega^S \times \Omega^R)$ , or, using the terminology of [Schwartzstein and Sunderam \(2021\)](#), her *mental model*, describing the relation between the receiver interests and what she knows or infers about the source. I restrict my attention to  $\mathbb{P}$  such that  $\theta^S$  is independent of  $\omega^R$  and each realization  $(y^S, \omega^R, \theta^S)$  has strictly positive probability.<sup>15</sup> For any given mental model  $\mathbb{P}$ , two forces can influence the extent to which the receiver follows an opinion  $y^S$  of source  $\theta^S$ : (i) how well-informed the source’s opinion is, that is, the source *competence*; and (ii) how likely the source and the receiver share the same economic interests, that is the economic *preference alignment* of the source. The following concepts and notation help make the point more clear.

---

show that more differentiation is achievable in a society divided into factions of consumers with no point of agreement.

<sup>13</sup>I proceed under the assumption that the source is non-strategic, as in the main learning model of [Gentzkow et al. \(2024\)](#), who also study trust in information sources. However, the focus of this section is how the receiver processes information. Hence the assumption that the source is non-strategic also accommodates settings where receivers are naive and process information as if the source was not strategic. In section 6 I study sources’ incentives.

<sup>14</sup>One can assume that the source wants to support the reform if and only if it benefits her: the utility  $u^S(y^S, \omega^S)$  that  $S$  obtains from stance  $y^S$  when the state is  $\omega^S$  satisfies  $u^S(y_k^S, \omega_k^S) > u^S(y_{-k}^S, \omega_k^S)$  for  $k = 0, 1$ .

<sup>15</sup>Independence rules out that — even when the economic stance of the source is not observed — the source’s cultural alignment could influence a fully Bayesian receiver’s opinion.

For  $k = 0, 1$ , the ratio

$$\mathbb{I}(y_k^S, \theta^S) := \frac{\mathbb{P}(y_k^S | \omega_k^S, \theta^S)}{\mathbb{P}(y_k^S | \omega_{-k}^S, \theta^S)}$$

captures how informed the opinion  $y_k^S \in Y^S$  of source type  $\theta^S \in \Theta$  is. The more informed an opinion  $y_k^S$  of  $\theta^S$ , the higher the frequency  $\mathbb{I}(y_k^S, \theta^S)$  at which  $\theta^S$  expresses that opinion when right relative to wrong.<sup>16</sup> Minimally informed opinions carry no information about the state, hence I impose the restriction  $\mathbb{I}(y_k^S, \theta^S) \geq 1$ . According to model  $\mathbb{P}$ , a source  $\theta^S$  is more competent than  $\bar{\theta}^S$  if all its opinions are more informed, that is, for all  $y^S \in Y^S$ ,

$$\mathbb{I}(y^S, \theta^S) > \mathbb{I}(y^S, \bar{\theta}^S).$$

The economic preference alignment of source type  $\theta^S$  is instead captured by the probability that the source and the receiver have the same economic goals,  $\omega^S = \omega^R$ . For  $k = 0, 1$  and  $\omega_k^R \in \Omega^R$  and define the degree of economic goal alignment as

$$\mathbb{G}(\omega_k^R, \theta^S) := \mathbb{P}(\omega_k^S | \omega_k^R, \theta^S).$$

As a result, according to mental model  $\mathbb{P}$ , source type  $\theta^S$  is more aligned than  $\bar{\theta}^S$  in terms of economic goals if, for any  $\omega^R \in \Omega^R$ ,

$$\mathbb{G}(\omega^R, \theta^S) > \mathbb{G}(\omega^R, \bar{\theta}^S).$$

To illustrate the relation between competence, preference alignment, and trust in sources, I focus on two types of mental models, that highlight the role of each channel by shutting down the other. The first is the *competence-based trust* model, where the economic issue is perceived as a common interest,  $\mathbb{G}(\omega^R, \theta^S) = 1$  for all  $\theta^S \in \Theta, \omega^R \in \Omega^R$ , but the receiver attributes more competence to the culturally aligned sources, that is,  $\mathbb{I}(y^S, A) > \mathbb{I}(y^S, M)$  for all  $y^S \in Y^S$ . A socially progressive receiver might think that conservative views correlate with low education, distrust in science, or other sources of lack of information. If she does, she will deem the source's conclusions less informative than those of a culturally aligned one.

The second mental model is one of *preference-based trust*. In this case, both sources are perfectly informed,  $\mathbb{I}(y^S, \theta^S) = \infty$  for all  $\theta^S \in \Theta, y^S \in Y^S$ , but cultural alignment correlates positively with economic alignment, that is,  $\mathbb{G}(\omega^R, A) > \mathbb{G}(\omega^R, M)$ . Cultural differences might indicate deeply different worldviews, values, and therefore economic policy goals.<sup>17</sup>

<sup>16</sup>I define  $\mathbb{I}(y_k^S, \theta^S)$  to be equal to  $\infty$  when its denominator is 0.

<sup>17</sup>This explanation has two foundations. First, it might be rational to treat cultural alignment as predictive of economic preferences: moral values and economic preferences have been shown to correlate (Enke et al., 2022b), and common social policy views might be informative of a common socioeconomic background.

**Opinion Spillovers and Backlash** The next proposition captures the implications of the two trust models for the receiver’s belief changes after observing the source’s information.

**Proposition 1 (Spillovers and Backlash)** *If  $\mathbb{P}$  is a competence-based or preference-based trust model, then:*

(i) **Disagreement Spillovers.** *The receiver is less convinced by the economic opinion of a culturally misaligned source than that of an unknown source. For all  $k \in \{0, 1\}$ ,*

$$\mathbb{P}(\omega_k^R | y_k^S, M) < \mathbb{P}(\omega_k^R | y_k^S).$$

(ii) **Agreement Spillovers.** *The receiver is more convinced by the economic opinion of a culturally aligned source than that of an unknown source. For all  $k \in \{0, 1\}$ ,*

$$\mathbb{P}(\omega_k^R | y_k^S, A) > \mathbb{P}(\omega_k^R | y_k^S).$$

*In addition, if  $\mathbb{P}$  is a preference-based trust model, then  $\mathbb{G}(\omega_k^R, \theta^S) < 1 - \mathbb{G}(\omega_{-k}^R, \theta^S)$  for some  $k \in \{0, 1\}$ ,  $\theta^S \in \Theta^S$ , implies:*

(iii) **Backlash.** *Observing the economic and cultural opinions of the source pushes the receiver further from the source’s economic opinion than in the absence of information.*

$$\mathbb{P}(\omega_k^R | y_k^S, \theta^S) < \mathbb{P}(\omega_k^R).$$

*In contrast, backlash cannot occur when trust is competence-based.*

The proposition predicts that both competence-based and preference-based trust make the receiver (less) likely to follow an economic opinion when she learns that it comes from a culturally (mis)aligned source. In addition, preference-based trust can also produce backlash against a source’s opinion if the source is deemed likely enough to have misaligned economic interests with the receiver. Because  $G(\omega_k^R, A) > G(\omega_k^R, M)$ , this is more likely to happen when the source is misaligned. In particular, if  $G(\omega_k^R, A) > 1 - (G(\omega_{-k}^R, A))$  and  $G(\omega_k^R, M) < 1 - (G(\omega_{-k}^R, M))$  then the receiver follows the opinions of culturally aligned sources but exhibits backlash against those of misaligned ones. This form of adverse updating cannot occur if trust is based only on competence, as incompetent sources are uninformative. Hence, backlash is not only an empirical phenomenon of independent interest (e.g., [Norris and Inglehart](#),

---

Second, the tendency to exaggerate differences with a member of the cultural out-group might be the result of less rational identity dynamics ([Tajfel and Wilkes, 1963](#); [Tajfel and Turner, 1979](#)), or motivated reasoning ([Kunda, 1990](#)).

2019; Feddersen and Adams, 2022), but also a way to disentangle purely competence-based spillovers from those arising from preference misalignment.

To derive empirical predictions, it is useful to formulate the results of Proposition 1 in terms of receivers’ support or opposition to the reform. I assume that the probability that the receiver expresses support for the economic policy is strictly increasing in the probability she assigns to  $\omega_1^R$ . This allows me to state the hypotheses of agreement spillovers, disagreement spillovers, and backlash, in terms of expressed opinions instead of beliefs.<sup>18</sup>

**Remark 1** *The following statements are disagreement spillovers, agreement spillovers, and backlash hypotheses in terms of receivers’ economic opinions.*

- (i) **Disagreement Spillovers.** *Receivers are less likely to support (oppose) an economic reform if they learn that it is supported (opposed) by a culturally misaligned source than if they learn that it is supported (opposed) by a source with unknown cultural views.*
- (ii) **Agreement Spillovers.** *Receivers are more likely to support (oppose) an economic reform if they learn that it is supported (opposed) by a culturally aligned source than if they learn that it is supported (opposed) by a source with unknown cultural views.*
- (iii) **Backlash.** *Receivers are less likely to support (oppose) an economic reform if they learn that it is supported (opposed) by a culturally misaligned source than in the absence of information.*

## 4 Experimental Evidence

To test the spillover and backlash hypotheses, I recruited 4,500 unique respondents using *Cloud Research*, a firm that relies on *Amazon Mechanical Turk* (Mturk) to construct a large sample of online respondents.<sup>19</sup> The experiment was pre-registered in the *AEA RCT Registry* with identifier *AEARCTR-0012729*, and the data collection took place between July 2024 and August 2024. To qualify for the survey, respondents must be US adults and have put

---

<sup>18</sup>This holds under the following two assumptions. First, when expressing a stance  $y^R \in \{y_0^R, y_1^R\}$  in favor or against the economic reform, the utility  $u^R(y^R, \omega^R)$  that  $R$  obtains from stance  $y^R$  when the state is  $\omega^R$  satisfies  $u^R(y_k^R, \omega_k^R) > u^R(y_{-k}^R, \omega_k^R)$  for  $k = 0, 1$ . Hence  $R$  wants to express support for the reform if and only if it makes her better off. Second, choices are noisy:  $R$  chooses  $y_1^R$  if and only if  $\varepsilon < \mathbb{E}_{\mathbb{P}}[u(y_1^R, \omega^R) - u(y_0^R, \omega^R) | \mathcal{I}]$ , where  $\mathcal{I}$  is the information of  $R$  and  $\varepsilon$  is a continuous random variable with the real line as support. Alternatively, one could have assumed that the receiver’s prior belief  $\mathbb{P}_{\omega^R} \in \Delta(\Omega^R)$  is randomly drawn from a distribution with full support  $\Delta(\Omega^R)$ .

<sup>19</sup>The benefits of Cloud Research, relative to Mturk, is that it guarantees basic quality standards on its pool of “approved respondents,” a high-quality subset of Mturk respondents. Its benefit relative to more standard lab experiments is that it enables researchers to easily reach a comparatively large set of respondents, increasing statistical power (Gupta et al., 2021).

sufficient effort in the previous task they completed on the platform.<sup>20</sup> Additionally, I put into place the *ex-ante* screening tools offered by the *Qualtrics* to prevent access from bots.

Roughly 3,000 respondents were exposed to one of the main treatments. These treatment conditions, described in section 4.1, allow me to test for spillovers from abortion policy to trade policy. The remainder of the respondents were exposed to one of the sets of conditions described in section 4.2, where I consider some mechanisms for these spillovers, check the robustness of the results, and explore the possibility of spillovers from economic to social policy issues. In section 4.2 I also describe results from additional survey data collected in August 2024 on *Prolific* in order to test for the existence of agreement and disagreement spillovers between a second set of policy topics: transgender rights and taxation.<sup>21</sup> This second study involved 2,000 unique US respondents, all adults living in the US. Also, in this case, I adopted Qualtrics' anti-bot safeguards to enhance data quality.<sup>22</sup>

Only two changes are made to the sample of respondents to ensure data quality. First, I removed from the sample respondents identified as likely bots based on the Qualtrics *ex-post* bot detection score.<sup>23</sup> Second, I dropped respondents who did not pass two simple attention checks that ensured they had read the texts presented in the survey. Cumulatively, this results in around 5% of survey respondents being excluded for the analyses. Retaining these respondents does not affect the results presented in this paper.

The next section of the paper describes the main interventions of the survey experiment, the tests of disagreement spillovers and backlash, and presents the results. I then move to the discussion of robustness and mechanism.

## 4.1 Spillovers from Abortion Policy to Trade Policy

The main treatment arms of the Cloud Research survey experiment share the following structure. First, respondents are asked a set of demographic questions and read a brief and simple description of the following two policy topics: (i) abortion laws and (ii) the Comprehensive and Progressive Agreement for Trans-Pacific Partnership (CPTPP). Respondents are then asked about their level of knowledge and the perceived importance of the two policy top-

---

<sup>20</sup>In particular, I require participants to have a previous approval rate over 95% out of at least 500 Human Intelligence Tasks (HITs).

<sup>21</sup>Prolific offers benefits similar to the ones of *Cloud Research* (Gupta et al., 2021). This second data collection is performed on Prolific because of a slowdown in survey take-up on Cloud Research after (roughly) the first 3,500 respondents.

<sup>22</sup>Each Cloud Research and Prolific unique respondent was paid between \$0.75 and \$1 for participation in the 4-minute survey. Raising the compensation was necessary to reach more respondents on Cloud Research, but the compensation and treatment assignment are independent by design.

<sup>23</sup>I use the criterion suggested by the Qualtrics' staff in their guide at <https://www.qualtrics.com/support/survey-platform/survey-module/survey-checker/fraud-detection>.



ics. Next, respondents provide an answer to the question *“Do you support or oppose laws imposing strict restrictions on abortion/making abortion illegal?”* on a four-point scale ranging from strongly oppose to strongly support. After the abortion policy question, further demographic information is collected.

Respondents are then randomly assigned to one of the following seven arms. Each arm differs in the political message respondents are shown and required to read. All political messages are introduced with the script *“You are going to read a short passage from a political speech. Please read carefully.”*

**No Message** Respondents in this treatment arm do not read any political message.

**Pro-CPTPP Message** *“Regarding trade policy, joining the CPTPP would undeniably boost our economy, create new jobs, and lower consumer prices. The US should join the CPTPP, and do it as soon as possible.”*

**Anti-CPTPP Message** *“Regarding the CPTPP, the trade deal is by large against the interest of our country. It would destroy US jobs and increase economic insecurity. The US should stay out of the CPTPP.”*

**Pro-Life, Pro-CPTPP Message** *“Abortion cannot be allowed as a free choice, it must be either illegal or strongly discouraged by law. Exceptional situations might need special attention, but the life of the unborn is a gift of God and needs to be protected. [...] Regarding trade policy, joining the CPTPP would undeniably boost our economy, create new jobs, and lower consumer prices. The US should join the CPTPP, and do it as soon as possible.”*

**Pro-Choice, Pro-CPTPP Message** *“Abortion should always be allowed, with no restrictions, as a free and personal choice. The right to abortion is implicit in the concept of liberty, and any attempt to dictate to women what to do with their bodies is unacceptable. [...] Regarding trade policy, joining the CPTPP would undeniably boost our economy, create new jobs, and lower consumer prices. The US should join the CPTPP, and do it as soon as possible.”*

**Pro-Life, Anti-CPTPP Message** *“Abortion cannot be allowed as a free choice, it must be either illegal or strongly discouraged by law. Exceptional situations might need special attention, but the life of the unborn is a gift of God and needs to be protected. [...] Regarding the CPTPP, the trade deal is by large against the interest of our country. It would destroy US jobs and increase economic insecurity. The US should stay out of the CPTPP.”*

**Pro-Choice, Anti-CPTPP Message** “Abortion should always be allowed, with no restrictions, as a free and personal choice. The right to abortion is implicit in the concept of liberty, and any attempt to dictate to women what to do with their bodies is unacceptable. [...] Regarding the CPTPP, the trade deal is by large against the interest of our country. It would destroy US jobs and increase economic insecurity. The US should stay out of the CPTPP.”

The *Pro-CPTPP* and *Anti-CPTPP* messages are, respectively, in favor and against the US participation in the trade agreement. The recommendations are supported based on economic considerations. In the other four conditions where respondents receive a message, one of the two trade stances is reported together with either a pro-life or a pro-choice abortion stance. The abortion stance is advanced using moral or religious arguments, and I randomize whether it comes right before or right after the trade message, to account for possible order effects. In what follows I will sometimes refer to the messages containing both economic and social policy content as *bundled messages*.

Participants in all seven treatment arms are then asked “Do you support or oppose the US participation in the CPTPP?” to measure their opinion on the trade deal, with answers on a 4-point scale ranging from strongly oppose to strongly support. The survey then concludes by asking a few remaining demographic questions, chosen to be as exogenous as possible.<sup>24</sup>

#### 4.1.1 Tests and Results

To test the general hypothesis that agreement and disagreement with the abortion message influence how the respondents react to the trade recommendation, I construct the following groups. For each of the two trade messages, pro-CPTPP and anti-CPTPP I define as *AlignedAbortion* the group of respondents who received that trade message bundled together with an abortion message that confirms their views, and *MisalignedAbortion* the group of respondents who received that trade message bundled together with an abortion message against their views.

In particular, I first classify respondents as *Pro-Choice* if they answered “oppose” (i.e., “strongly oppose” or “somewhat oppose”) to the anti-abortion laws question and *Pro-Life* if they answered “support” (i.e., “strongly support” or “somewhat support”) to the same question. A respondent is in the aligned group for the pro-CPTPP message if she is classified as *Pro-Life* and received the *Pro-Life, Pro-CPTPP* message or if she is classified as *Pro-*

---

<sup>24</sup>A few demographic questions are postponed after the treatment to move the latter up in the survey flow, and reduce the risk of respondents being more fatigued and less inattentive when reading the political messages.

*Choice* and received the *Pro-Choice, Pro-CPTPP* message. In contrast, a respondent is in the misaligned group for the pro-CPTPP message if she is classified as *Pro-life* and received the *Pro-Choice, Pro-CPTPP* message or if she is classified as *Pro-Choice* and received the *Pro-Life, Pro-CPTPP* message. The aligned and misaligned groups for the *Anti-CPTPP* message are defined following the same rationale.

To test for the presence of agreement and disagreement spillovers after pro-CPTPP bundled messages I run the following regression,

$$ProCPTPP_i = \alpha + \beta_1 AlignedAbortion_i^{Pro} + \beta_2 MisalignedAbortion_i^{Pro} + \varepsilon_i, \quad (1)$$

where  $ProCPTPP_i$  is an indicator variable equal to 1 if respondent  $i$  reported to support the US membership in the *CPTPP*, and to 0 if she opposes it;  $AlignedAbortion_i^{Pro}$  is an indicator equal to 1 if the respondent is a member of the *AlignedAbortion* group for the pro-CPTPP message; and  $MisalignedAbortion_i^{Pro}$  is an indicator equal to 1 if the respondent is a member of the *MisalignedAbortion* group for the pro-CPTPP message.

The estimation sample of equation 1 includes all (and only) the respondents who read the pro-CPTPP passage, whether alone or bundled with the abortion content. Hence,  $\beta_1$  represents the difference between the share of pro-trade respondents among those who received the pro-trade message bundled with an aligned abortion message and the share of pro-trade respondents among those who read the pro-trade speech without abortion content. Similarly,  $\beta_2$  represents the difference between the share of pro-trade respondents among those who received the pro-trade message bundled with a misaligned abortion message and the share of pro-trade respondents among those who read the pro-trade speech without any abortion content. If agreement with the abortion statement increases the persuasiveness of the trade-related passage of the speech (*agreement spillover*) then we should expect  $\beta_1 > 0$  and if disagreement with the abortion statement decreases the persuasiveness of the trade-related passage of the speech (*disagreement spillover*) then we would expect  $\beta_2 < 0$ .

The same type of estimation exercise, in the case of the anti-CPTPP bundled messages, becomes

$$ProCPTPP_i = \gamma + \delta_1 AlignedAbortion_i^{Anti} + \delta_2 MisalignedAbortion_i^{Anti} + \varepsilon_i, \quad (2)$$

where  $AlignedAbortion_i^{Anti}$  and  $MisalignedAbortion_i^{Anti}$  are indicators capturing whether respondent  $i$  received the anti-CPTPP message bundled with abortion content, respectively, aligned and misaligned with her abortion views. Note that because now the trade message is against the US participation in the treaty, we would expect  $\delta_1 < 0$  to be evidence in favor of agreement spillovers, and  $\delta_2 > 0$  to be consistent with disagreement spillovers.

**Hypothesis 1** *There are agreement spillovers:  $\beta_1 > 0$  and  $\delta_1 < 0$  in specifications 1 and 2, respectively.*

**Hypothesis 2** *There are disagreement spillovers:  $\beta_2 < 0$  and  $\delta_2 > 0$  in specifications 1 and 2, respectively.*

Finally, I perform two additional sets of comparisons to identify whether cultural misalignment with the source could go as far as generating *backlash*. Backlash, denotes, in this paper, when respondents update their policy views in the opposite direction relative to the policy recommendation they received from a misaligned source. The idea that people might have strong, adversarial reactions when exposed to the views of opinion leaders and politicians who favor different cultural values and identity groups has been recurrent in the work of economists and political scientists studying the relationship between identity, polarization, and recent waves of right-wing populism (e.g., Fukuyama, 2018; Norris and Inglehart, 2019; Bonomi et al., 2021; Bonomi, 2024), and has found some empirical support (e.g., Feddersen and Adams, 2022).

In our context, the backlash hypothesis predicts that respondents in the two *Misaligned-Abortion* groups are less supportive of the recommended trade policy (either joining or staying out of the CPTPP) than respondents in the *No-Message* group (the treatment arm where respondents are shown no message). I test this hypothesis by replacing, in the estimation samples of equations 1 and 2, the respondents who received the trade recommendations without abortion content with those respondents who received no recommendation. The backlash hypothesis would then predict  $\beta_2 < 0$  and  $\delta_2 > 0$  in the corresponding regressions.

**Hypothesis 3** *There is backlash:  $\beta_2 < 0$  and  $\delta_2 > 0$  in specifications 1 and 2, when the control group are those who were not shown any message.*

Note that random assignment guarantees that the groups of respondents in the two *AlignedAbortion* and *MisalignedAbortion* sets, those who only read one message, and those who received no message, should be balanced in terms of observable and unobservable characteristics.<sup>25</sup> In Table A1 of the Empirical Appendix, I report a balance table showing that, indeed, there is no evidence of imbalance between these groups.

## Results

The results for the estimation exercises described in the previous paragraphs are reported in Table 2 below. Panel A shows the results of the test for spillovers and backlash after

---

<sup>25</sup>The bundled conditions were assigned (ex-ante) an equal number of respondents.

the pro-CPTPP bundled messages, while panel B shows the two sets of tests for the anti-CPTPP bundled messages. The first two columns of panel A report the estimates  $\beta_1$  and  $\beta_2$  of equation 1, without covariates and controlling for a set of demographic characteristics, respectively. Similarly, the first two columns of panel B report the estimates  $\delta_1$  and  $\delta_2$  of equation 1, with and without demographic covariates. In the second two columns of each panel, support for the CPTPP in the aligned and misaligned message groups is benchmarked to the one found among respondents who did not read any political message, allowing us to test for the backlash hypothesis.

The results are consistent with the presence of economically and statistically significant disagreement spillovers. I find that respondents are roughly 13 percentage points less likely to support the US membership in the CPTPP when the endorsement of such policy comes from a source who advocates against their abortion views than when the source’s abortion views are not disclosed. When the trade recommendation is against the US membership, respondents who disagree with the source’s abortion views are more than 20 percentage points more likely to favor the trade deal than respondents who read the trade message without the additional abortion-related content. In contrast, I cannot reject the null hypothesis of no agreement spillovers.

**Result 1** *The evidence supports the disagreement spillover hypotheses.*

**Result 2** *The evidence does not support the agreement spillover hypotheses.*

My results also suggest that, in the case of the pro-CPTPP bundled messages, disagreement spillovers trigger backlash: the share of respondents supporting the trade deal is 11 percentage points lower in the group that read a misaligned bundled message than in the group that received no message. In contrast, I do not observe backlash as a result of anti-CPTPP misaligned messages: respondents are persuaded by the trade recommendation, although much less so when the abortion stance is in contrast with their own views.

**Result 3** *The evidence supports the backlash hypothesis after the Pro-CPTPP bundled message.*

Are specific bundle-group pairs driving the results? To get a better sense of this question I break down the results of Table 2, by looking at the effects of every type of bundled message on pro-life and pro-choice respondents separately. The estimation results for this exercise are reported in Table A2 of the Empirical Appendix,<sup>26</sup> and suggest that my spillover results hold

---

<sup>26</sup>To increase statistical power when estimating the effects of the *Pro-Life, Pro-CPTPP* message on pro-life and pro-choice respondents in Tables A2 and A3, I included in the corresponding estimation samples

Table 2: Spillovers and Backlash from Abortion to Trade

Differences in Share of Respondents Supporting the CPTPP				
Panel A. Pro-CPTPP Message				
	Relative to Pro-CPTPP Only		Relative to No Message	
Pro-CPTPP, Aligned Abortion ( $\beta_1$ )	0.0244 (0.0226)	0.0244 (0.0221)	0.0438 (0.0289)	0.0467 (0.0288)
Pro-CPTPP, Misaligned Abortion ( $\beta_2$ )	-0.128*** (0.0271)	-0.128*** (0.0271)	-0.109*** (0.0326)	-0.108*** (0.0328)
Observations	1254	1251	1050	1047
Panel B. Anti-CPTPP Message				
	Relative to Anti-CPTPP Only		Relative to No Message	
Anti-CPTPP, Aligned Abortion ( $\delta_1$ )	-0.00589 (0.0327)	0.00234 (0.0327)	-0.483*** (0.0333)	-0.471*** (0.0340)
Anti-CPTPP, Misaligned Abortion ( $\delta_2$ )	0.203*** (0.0344)	0.200*** (0.0335)	-0.275*** (0.0350)	-0.273*** (0.0346)
Observations	1268	1268	1065	1064
Demographic Controls	N	Y	N	Y

Notes: Panel A reports the difference in the share of pro-CPTPP respondents between the groups who read the pro-CPTPP message bundled with an aligned and misaligned abortion message and the following two groups: (i) respondents who read only the pro-CPTPP message; and (ii) respondents in the No-Message condition. Panel B reports the difference in the share of pro-CPTPP respondents between the groups who read the anti-CPTPP message bundled with an aligned and misaligned abortion message and the following two groups: (i) respondents who read only the anti-CPTPP message; and (ii) respondents in the No-Message condition. Demographics include three age categories, and indicators for whether the respondent identifies as man, is white, is Christian, is a Republican or a Democrat, has a college degree, identifies as upper class or upper-middle class, and is unemployed. Robust standard errors in parentheses. \*\*\*  $p < 0.01$ , \*\*  $p < 0.05$ , \* $p < 0.1$ .

for every bundle and cultural group: in particular, both types of recommendations become significantly less persuasive among pro-choice (pro-life) respondents when they are accompanied by a pro-life (pro-choice) stance. Similarly, as reported in Table A3, the backlash effect after a misaligned Pro-CPTPP bundled message holds among both pro-life respondents (after a pro-choice message) and pro-choice respondents (after a pro-life message).

In the next section, I investigate disagreement spillovers in more detail.

## 4.2 Priming, Party Identity, and Generalizability

This section delves into the phenomenon of disagreement spillovers in three ways. First, I explore the possibility of priming effects, and find that abortion-related messages do not change views on the CPTPP when no message on the treaty is displayed. I also show that disagreement spillovers are deactivated when abortion and trade messages are sent by different sources. Hence, disagreement is likely triggered by what the social policy content of the bundled messages conveys about their source.

Second, I explore a possible explanation for the observed evidence: the abortion policy stance might matter mostly because it reveals the party affiliation of the speaker. Indeed, a growing body of political science and economic literature is in line with the idea that party cues might affect the persuasiveness of information (e.g., Cohen, 2003; Barber and Pope, 2019; Druckman, 2022; Afrouzi et al., 2024). However, the analyses presented in this section show that the spillover results are not affected when the party identity channel is controlled for or netted out: the spillover effects appear to be a phenomenon of independent interest, potentially at the core of the formation of party identity, rather than a result of it.

Finally, I consider two directions of generalization. On the one hand, I show that disagreement spillovers from cultural to economic issues extend beyond the abortion-trade policy pair, documenting the phenomenon when a taxation proposal is combined with a message on transgender rights. On the other hand, I test for the existence of spillover from the economic policy domain to the social policy one and find little evidence of abortion and transgender rights policy views being influenced by bundled messages. This is consistent with the idea that moral disagreement might pick up deep and fundamental identity divisions, generating stronger antagonistic reactions toward out-group members than other types of disagreement.

---

responses from a small pilot of the survey experiment conducted on Cloud Research the day before starting the main experiment. The small pilot contained a *Pro-CPTPP* arm, a *Pro-Life, Pro-CPTPP* arm, and a *No-Message* arm, all three identical to the ones in the main experiment. Results are almost unchanged without using this pilot.

### 4.2.1 Priming?

A political message with social policy content could prime respondents to think about the political conflict between socially conservative and progressive strata of the electorate. The recent work on identity politics by [Bonomi et al. \(2021\)](#) and [Gennaioli and Tabellini \(2023\)](#) suggests that this sort of priming could induce respondents to change all their policy beliefs — including economic ones — even in the absence of any economic message.

In order to address more general priming concerns, I had preemptively added to the Cloud Research experiment a *Pro-Life* robustness treatment arm, equal in all respects to the *Pro-Life*, *Pro-CPTPP* conditions described in section 4.1, except that the trade section of the corresponding political message has been removed. I then compare the share of *Pro-CPTPP* respondents in the *Pro-Life* condition with those in the *No-Message* condition, to assess the relevance of priming effects. The results of the estimation exercise, reported in Table A4 of the Empirical Appendix, show little evidence of priming effects: indeed, the *Pro-Life* message, when sent alone, does not appear to affect the trade views of pro-choice and pro-life respondents. This is compatible with [Bonomi et al. \(2021\)](#) and [Gennaioli and Tabellini \(2023\)](#) if the CPTPP trade deal was not a salient point of disagreement between socially conservative and socially progressive groups at the time the survey was implemented, which seems reasonable.

These results suggest that disagreement spillovers and backlash effects registered after the *Pro-Life*, *Pro-Trade* message seem therefore hard to explain with mechanisms exclusively based on priming.

### 4.2.2 Party Cues?

The social policy content of the bundled messages might convey information about the source that affects how respondents process her economic messages. One relevant piece of information, from this perspective, could be the source’s party affiliation: the source’s abortion stance could be equivalent to a party cue. I address this explanation in three ways.

First, I re-estimate regression equations 1 and 2 on the set of respondents that do not identify as either Democrats or Republicans, but (before being exposed to the treatment) report a value of 3 on the traditional 5-point partisanship scale, equivalent to “Independent.” If disagreement spillovers and backlash effects were driven by respondents’ thinking that misaligned sources belong to their political out-group, we would expect this effect to be weaker on Independent respondents, who are located more toward the center of the partisanship spectrum and whose political preferences might not homogeneously align with those of politicians with distinctive and consistent abortion views. The estimation results for these



regressions are reported in Table A5. The results are extremely similar to those of Table 2 and, if anything, they are even stronger when it comes to the *Pro-Trade* bundled messages, with disagreement spillovers and backlash effects close to 20 percentage points.

Second, I run again the estimation of models 1 and 2 on the full sample, this time adding controls for whether the respondent received the trade message bundled with an abortion view *distinctive* of the party they identify with or of the opposite party. For the *Pro-CPTPP* bundled messages, I classify respondents as in the *AlignedParty* group if they are Democrats and have received the *Pro-Choice, Pro-CPTPP* message or if they are Republicans and have received the *Pro-Life, Pro-CPTPP*. Similarly, respondents are in the *MisalignedParty* group if they are Democrats and have received the *Pro-Life, Pro-CPTPP* message or if they are Republicans and have received the *Pro-Choice, Pro-CPTPP* message. The classification for the *Anti-CPTPP* bundled messages follows the same rationale. If my results on the spillover of disagreement were mostly driven by partisans associating the speaker with the opposite party, I would expect the addition of these controls to dramatically affect the estimation results reported in Table 3.

The results in Table 3 suggest that controlling for whether respondents received a bundled message with an abortion stance consistent or misaligned with their party ideology does not change the size and significance of disagreement spillovers and backlash. This is further evidence that the phenomenon is not to be interpreted as simply a party cue: disagreement with the abortion content of the messages matters on top of its relation to party identity.

Finally, I shut down the partisanship channel by implementing a follow-up survey experiment where the source of the messages is framed as not affiliated with any party.

In particular, after completing the data collection for the main experiment, I invited the survey experiment participants who were not shown a trade message to participate in a follow-up study.<sup>27</sup> Participants in the second survey experiment were randomly assigned to one of three message conditions. First, a *Pro-CPTPP* condition. Second, a *Pro-Life, Pro-CPTPP* condition. The only difference between these conditions and the corresponding two described in section 4.1 is that I changed the introduction to the political messages as follows: “*You are going to read a short passage from a political speech. The speaker is **not affiliated** with any political party. Please read carefully.*” The change clarifies that the speaker is not a politician or partisan opinion leader.

The last of the three conditions, *Separate Messages*, requires participants to read the same policy messages as in the *Pro-Life, Pro-CPTPP* bundled message, except that the

---

<sup>27</sup>For the follow-up study, I decided to recruit respondents who had already participated in the study, because reaching additional unique respondents satisfying the screening criteria on Cloud Research proved unfeasible. This study was performed on participants who did not receive any prior trade message, to reduce the risk of experimenter demand effects.

Table 3: Spillover Effect and Backlash from Abortion to Trade: Controlling for Party Cues

Differences in Share of Respondents Supporting the CPTPP

	Panel A. Pro-CPTPP Message		Panel B. Anti-CPTPP Message	
	Relative to Pro-CPTPP Only	Relative to No Message	Relative to Anti-CPTPP Only	Relative to No Message
Aligned Abortion	-0.00597 (0.03)	0.0135 (0.04)	0.0111 (0.04)	-0.466*** (0.04)
Misaligned Abortion	-0.159*** (0.04)	-0.139*** (0.04)	0.148*** (0.04)	-0.329*** (0.04)
Aligned Party	0.0438 (0.0326)	0.0438 (0.0326)	-0.0524 (0.0421)	0.00692 (0.0668)
Misaligned Party	0.0420 (0.0405)	0.042 (0.0405)	0.106** (0.0444)	0.183*** (0.0674)
Observations	1254	1050	1268	1064
	N	N	N	N
	Y	Y	Y	Y

Notes: Panel A reports the difference in the share of pro-CPTPP respondents between the groups who read the pro-CPTPP message bundled with an aligned and misaligned abortion message and the following two groups: (i) respondents who read only the pro-CPTPP message; and (ii) respondents in the No-Message condition. Panel B reports the difference in the share of pro-CPTPP respondents between the groups who read the anti-CPTPP message bundled with an aligned and misaligned abortion message and the following two groups: (i) respondents who read only the anti-CPTPP message; and (ii) respondents in the No-Message condition. All regressions include controls for whether the trade message was received bundled with the abortion stance distinctive of the party of the respondent (pro-choice for the Democratic Party, pro-life for the Republican Party). Demographic controls include three age categories, and indicators for whether the respondent identifies as man, is white, is Christian, is a Republican or a Democrat, has a college degree, identifies as upper class or upper-middle class, and is unemployed. Robust standard errors in parentheses. \*\*\*  $p < 0.01$ , \*\*  $p < 0.05$ , \*  $p < 0.1$ .

abortion policy and CPTPP messages are described as part of different speeches by two unrelated sources. The introduction to this message reads “*You are going to read two short passages from two different political speeches. The speeches were made by different speakers, in different contexts. **Neither speaker** is affiliated with any political party.*” After these descriptions, the CPTPP and abortion recommendations are shown as separate passages.

Table 4: Spillovers from Abortion to Trade: Non-Partisan Source

	Change in Share of Respondents Supporting the CPTPP (Relative to Pro-CPTPP Only)	
	Pro-Choice Respondents	Pro-Life Respondents
Pro-Life, Pro-CPTPP Message ( $\beta$ )	-0.113*** (0.0359)	0.0605 (0.0769)
Separate Messages ( $\gamma$ )	0.0066 (0.0360)	-0.0514 (0.0741)
Observations	1118	374

Notes: The dependent variable is an indicator variable equal to 1 if the respondent supports the US membership in the CPTPP, between before and after the follow-up survey experiment. The coefficients for the Pro-Life, Pro-CPTPP Message are differences relative to participants in the treatment arm where only the Pro-CPTPP message is sent. The coefficients for the Separate Message are differences relative to participants in the treatment arm where only the Pro-CPTPP message is sent. In all treatment arms, messages are described as coming from non-partisan sources. Estimation is carried out with a FE model, and standard errors are clustered at the individual level. \*\*\*  $p < 0.01$ , \*\*  $p < 0.05$ , \* $p < 0.1$ .

I then estimate the following model for pro-choice and pro-life respondents separately.

$$\Delta ProCPTPP_i = \alpha + \beta BundledMessages_i + \gamma SeparateMessages_i + \varepsilon_i \quad (3)$$

where  $\Delta ProCPTPP_i$  is the change in  $i$ 's support for the CPTPP between the first and the second round of the survey,  $BundledMessages_i$  is an indicator for whether the individual was exposed to the non-partisan *Pro-Life, Pro-CPTPP* follow-up experiment condition and  $SeparateMessages_i$  is an indicator for whether the respondents received the two messages framed as coming from different sources. The omitted category is respondents who

received only the non-partisan *Pro-CPTPP* message so that  $\alpha$  represents the average change in support for the trade deal among respondents exposed to such message.<sup>28</sup>

If party cues drove disagreement spillovers,<sup>29</sup>  $\beta$  should be significantly closer to 0 than (i) the coefficient for disagreement spillovers in Table 2, panel A; and (ii) the *Pro-Life, Pro-CPTPP* coefficient in Table A2. As for  $\gamma$ , the coefficient tells us whether a common source of social policy and economic policy recommendations is a prerequisite for disagreement spillovers. The estimates for  $\beta$  and  $\gamma$  are reported in Table 4. Disagreement spillovers among pro-choice respondents amount to 11.3 percentage points, consistent with the effects described in the previous analyses, and suggesting that these effects have little to do with the party of the source. In contrast,  $\gamma$  is close to 0 and not statistically significant, suggesting that disagreement spillovers are not present when the sources of the social policy and economic policy recommendations are unrelated. Both results are consistent with the interpretation that the moral content of bundled messages is likely to influence the persuasiveness of the economic policy because it qualifies how respondents perceive its source.

### 4.2.3 Beyond Abortion and Trade?

Before going into the theoretical discussion of the possible mechanisms in more detail, I explore some directions of generalization. A first natural question is whether the evidence of disagreement spillovers can be found looking at other policy pairs. To address this question I performed a second experiment, run on Prolific, and aimed at addressing whether adding a stance on transgender rights to a speech advocating in favor of a tax policy reform influences respondents' support for the reform.

The survey structure is identical to the one described in section 4.1, except that the role of abortion is replaced by transgender rights to adopt children, and that of the US participation in the CPTPP is replaced by a taxation reform cutting income taxes and compensating with the tax on value added (VAT). Like abortion, transgender rights are another policy domain strongly related to respondents' moral and religious values. The chosen economic policy domain, taxation, is meant to be closer to respondents' everyday lives, yet — like trade policy — presents an element of complexity, in this case, due to the VAT not being a type of tax raised in the US.

To assess spillovers from culture to economic policy, participants are randomized to receive one of the following messages in the treatment stage of the survey.

---

<sup>28</sup>Note that this coefficient also picks up any trend in support for free trade between the first survey and the follow-up experiment, and cannot, therefore, be easily interpreted.

<sup>29</sup>The same would be true if respondents interpreted abortion messages as revealing that the source is a specific politician.

**Pro-Tax-Reform Message** *“Regarding taxation, a brave and sensible policy would be to cut income taxes for everyone, dramatically, and compensate by raising the VAT. This would be fairer, as it gives people more control over how much they will pay, and would also be sustainable.”*

**Pro-Adoption-Ban, Pro-Tax-Reform Message** *“It takes a biological male and a biological female to conceive a child, and this makes the traditional family naturally predisposed to raise children. Adoption by members of the LGBTQ community is against the rules of nature, and, in the case of transgender individuals, it should be banned. [...] Regarding taxation, a brave and sensible policy would be to cut income taxes for everyone, dramatically, and compensate by raising the VAT. This would be more fair, as it gives people more control over how much they will pay and would also be sustainable.”* .

As in the case of the abortion-trade pair, respondents are asked about their support for the transgender adoption ban before the treatment, toward the beginning of the survey, and about their support for the taxation reform only after the treatment.

Table 5: Spillovers from Transgender Rights to Taxation

	Differences in Share of Respondents Supporting the Tax Reform (Relative to Pro-Tax-Reform Only)			
	Anti-Ban Respondents		Pro-Ban Respondents	
Pro-Ban, Pro-Tax-Reform Message	-0.0806** (0.0396)	-0.0795** (0.0393)	-0.0188 (0.0464)	-0.0155 (0.0466)
Observations	604	603	376	374
Demographic Controls	N	Y	N	Y

Notes: The dependent variable is an indicator variable equal to 1 if the respondent supports the tax reform proposal. Coefficients are differences relative to participants in the treatment arm where only the taxation message is sent. Demographic controls include three age categories, and indicators for whether the respondent identifies as man, is white, is Christian, is a Republican or a Democrat, has a college degree, identifies as upper-class or upper-middle class, and is unemployed. Robust standard errors in parentheses. \*\*\*  $p < 0.01$ , \*\*  $p < 0.05$ , \* $p < 0.1$ .

Table 5 reports the difference in the share of respondents supporting the tax reform in the two conditions, for respondents opposing and supporting the adoption ban separately.

Consistently with my results for the abortion-trade pair, I find evidence of disagreement spillovers from transgender rights to taxation. In particular, I find respondents who disagree with a ban on transgender adoptions to be roughly 8 percentage points less likely to support the tax change in the group that received the bundled message compared to the one that only saw the economic proposal. Also consistent with my previous results, I find no evidence of agreement spillovers: pro-ban respondents appear not to be more persuaded by the economic message if it comes from a source sharing their transgender-adoption stance. All in all, the results are suggestive of an empirical regularity: disagreement with source messages on morally charged policy domains could trigger opposition to her economic recipes, while agreement has little effect.

#### 4.2.4 From Economics to Culture?

The last empirical exercise presented in the paper is aimed at addressing the possibility of spillovers going in the opposite direction, from the two economic issues considered to the two social policy ones. In other words, do anti-CPTPP respondents become more supportive of abortion rights after being exposed to the *Pro-Life, Pro-CPTPP* message? Do those opposing the tax change start opposing the transgender adoption ban if exposed to the *Pro-Ban, Pro-Tax-Reform* message?

To address the first question, my Cloud Research experiment included two additional treatment arms. In one of these arms, respondents received the *Pro-Life, Pro-CPTPP* message. In the other arm, respondents were shown a speech containing only the *Pro-Life* stance. In both cases, respondents were asked the CPTPP support question *before* the treatment and the abortion one *after* the treatment. To assess the existence of spillovers from trade to abortion, I compare the share of pro-life respondents in the two conditions, for pro-CPTPP respondents and anti-CPTPP respondents separately.

The second question was addressed analogously. I randomized 1000 Prolific respondents (who did not participate in the main Prolific experiment) in two treatment conditions. In one condition, respondents received the *Pro-Ban, Pro-Tax-Reform* message. In the other condition, they received a political message containing only the *Pro-Ban* stance. Also in this case, respondents were asked about their support for the economic reform before the treatment and about their support for the social policy after the treatment.

The results of the tests of spillovers from economics to social policy are reported in Table 6. Overall, I find little evidence that these information-bundling practices influence respondents' social policy stances.

I interpret the absence of evidence of spillovers from trade and taxation to the two social policy issues as a hint that views on abortion and transgender rights are inherently

Table 6: Spillovers from Economic Policy to Social Policy

Panel A. Differences in Share of Pro-Life Respondents (Relative to Pro-Life Only)				
	Anti-CPTPP Respondents		Pro-CPTPP Respondents	
Pro-CPTPP, Pro-Life Message	-0.012 (0.0894)	-0.058 (0.0859)	0.0538* (0.0313)	0.0498* (0.0258)
Observations	131	131	713	711
Panel B. Differences in Share of Pro-Adoption-Ban Respondents (Relative to Pro-Ban Only)				
	Anti-Tax-Reform Respondents		Pro-Tax-Reform Respondents	
Pro-Tax-Reform, Pro-Ban Message	-0.0356 (0.0445)	-0.0187 (0.0431)	-0.0183 (0.0371)	-0.0211 (0.0350)
Observations	389	388	584	581
Demographic Controls	N	Y	N	Y

Notes: In Panel A, the dependent variable is an indicator variable equal to 1 if the respondent is Pro-Life. Coefficients are differences relative to participants in the treatment arm where only the Pro-Life message is sent. In Panel B, the dependent variable is an indicator variable equal to 1 if the respondent is Pro-Ban. Coefficients are differences relative to participants in the treatment arm where only the Pro-Ban message is sent. Demographic controls include three age categories and indicators for whether the respondent identifies as a man, is white, is Christian, is a Republican or a Democrat, has a college degree, identifies as upper-class or upper-middle class, and is unemployed. Robust standard errors in parentheses. \*\*\*  $p < 0.01$ , \*\*  $p < 0.05$ , \*  $p < 0.1$ .

different from the economic issues considered. One reason is that, since they have to do with respondent’s deep-seated values and morality, they are more fixed, identity-related, and less malleable than opinions on more complex economic policies. On the one hand, this suggests that conflict on these social policy topics could push people to reject unrelated policy recommendations of misaligned sources, making policy disagreement propagate from the cultural and social policy domain to others. On the other hand, it seems unlikely respondents’ views on such morally-charged issues could easily be affected by unrelated policy disagreements. In the next section of the paper, I take stock of the empirical regularities of my experiment and re-evaluate the mechanism behind the spillovers.

## 5 Beyond a Bayesian Model

In the experimental sections, I documented three regularities. First, disagreement on morally charged social policies triggers disagreement on economics. Second, these spillovers can result in backlash — i.e., push respondents to react to a misaligned source economic policy recommendations by changing their economic opinions in the opposite direction of the one recommended by the sender. Finally, across experiments, I did not find evidence in favor of agreement spillovers: respondents are not more persuaded by culturally aligned sources than by anonymous ones. Can the lack of agreement spillovers be consistent with Bayesian explanations like the ones of section 3?

Fix a policy recommendation  $y_k^S \in Y$  and recall that disagreement spillovers after message  $y_k^S$  are equivalent to requiring that

$$\mathbb{P}(\omega_k^R | y_k^S, M) < \mathbb{P}(\omega_k^R | y_k^S).$$

Next, note that

$$\mathbb{P}(\omega_k^R | y_k^S) = \mathbb{P}(\omega_k^R | y_k^S, A)\mathbb{P}(A | y_k^S) + \mathbb{P}(\omega_k^R | y_k^S, M)\mathbb{P}(M | y_k^S),$$

But the above relation implies that, if  $P(A | y_k^S) < 1$ ,

$$\mathbb{P}(\omega_k^R | y_k^S, M) < \mathbb{P}(\omega_k^R | y_k^S) \implies \mathbb{P}(\omega_k^R | y_k^S, A) > \mathbb{P}(\omega_k^R | y_k^S),$$

so that disagreement spillovers imply agreement spillovers when disagreement is not ruled out by the receiver’s mental model. The possibility that my experimental respondents rule out the sender’s cultural misalignment seems counter-intuitive. It is also inconsistent with a post-treatment question added to the Cloud Research follow-up experiment. After having



exposed participants to the *Pro-CPTPP* treatment condition, I asked them to guess whether the source agreed with them on abortion policy. Around 40% of the participants who took a guess replied that the source of the trade recommendation most likely disagreed with them.

Disagreement and agreement spillovers should go hand in hand, but my experiments did not provide support for the agreement spillover hypothesis. Why is this the case? One explanation is that my models are oversimplified, while the reality is more complex. On the one hand, deviations from Bayesian updating have been largely documented. On the other hand, more complicated Bayesian setups might break the relationship between the two types of spillovers. Another explanation, that builds on the social psychology literature on social identity (Tajfel and Wilkes, 1963; Tajfel and Turner, 1979) and social identity threats (Branscombe et al., 1999), notes that conflict, disagreement, and threats from an out-group can amplify social identification (Oakes, 1987; Greenaway and Cruwys, 2018). From this perspective, moral value disagreement with a sender could make cultural conflict salient, inducing the receiver to distance herself from the out-group sender. In the next section, I propose a model that captures these ideas.

## 5.1 An Updating Model of Identity Threat

In this section, I depart from trust-based explanations, proposing a model that does not require the sender’s social policy stances to carry information about the trustworthiness of her economic recommendation but it assumes that they can — instead — generate irrational belief readjustments. I build on social identity theory (Tajfel and Wilkes, 1963; Tajfel and Turner, 1979) and economists’ recent theoretical work on how social identity affects economic and political beliefs (e.g., Bonomi et al., 2021; Gennaioli and Tabellini, 2023).

The model relies on three main ideas. First, individuals’ social identities become stronger and more salient in the presence of conflict with their out-groups (Oakes, 1987). The conflict can be material or symbolic, such as when the moral values of the individual are under attack (Greenaway and Cruwys, 2018). Second, identity with a social group influences the perception of in-group and out-group members. I follow the approach of Bonomi et al. (2021) in formalizing the effects of social identities on economic and political beliefs: when an individual identifies with a group, her beliefs are slanted towards the ones that she perceives as distinctive of her social in-group relative to her social out-group. Third, people’s perceptions of the economic beliefs that are distinctive of cultural groups are malleable: while the abortion policy and LGBTQ rights views that are distinctive of socially conservative voters are clear and relatively stable, precisely because cultural identities are defined over moral cleavages, the same cannot be said about their typical economic views. In support

of this idea, [Bonomi et al. \(2021\)](#) document rapid changes in the economic policy divide between identity groups defined on religiosity.

### 5.1.1 Identity Effects on Economic Beliefs

The receiver ( $R$ ) belongs to a cultural group  $G \in \{SP, SC\}$ , either socially conservative ( $SC$ ) or socially progressive ( $SP$ ). She holds a rational belief  $\pi \in \Delta(\Omega)$  about the best economic policy  $\omega^*$  over a binary economic policy space  $\Omega = \{\omega_0, \omega_1\}$ . She also holds a reference in-group belief  $\pi^G \in \Delta(\Omega)$ , and a reference out-group belief  $\pi^{\bar{G}} \in \Delta(\Omega)$  about the same unknown. The two reference beliefs capture the receiver's instinctive perceptions of what each cultural group thinks of the two economic policies. For instance,  $\pi^G$  could be interpreted as the first memory that comes to the mind of the receiver when she tries to recall the beliefs of other members of her cultural group  $G$ ; this could be, for instance, opinions of prominent opinion leaders belonging to  $G$ . Similarly,  $\pi^{\bar{G}}$  could be interpreted as the first memory that comes to the mind of the receiver when she tries to recall the beliefs of prominent members of the opposite cultural group  $\bar{G}$ . I say that policy  $\omega \in \Omega$  is *typical* of  $G$  if  $\pi^G(\omega) > \pi^{\bar{G}}(\omega)$ .

Following [Bonomi et al. \(2021\)](#) and [Gennaioli and Tabellini \(2023\)](#), I rely on [Bordalo et al. \(2016\)](#) to formalize the effect that social identity has on the economic policy beliefs of the receiver. Throughout the following analyses, I assume that all beliefs are full-support.

Two things happen to a receiver who identifies with group  $G$ . First, she recalls distorted versions of her in-group and out-group reference beliefs. Formally, let  $\tilde{\pi}^G$  and  $\tilde{\pi}^{\bar{G}}$  be full support. The distorted characteristic belief  $\tilde{\pi}^G$  of group  $G \in \{SP, SC\}$  satisfies

$$\tilde{\pi}^G(\omega) \propto \pi^G(\omega) \left( \frac{\tilde{\pi}^G(\omega)}{\tilde{\pi}^{\bar{G}}(\omega)} \right)^\chi \quad \forall \omega \in \Omega, \quad (4)$$

where  $0 < \chi < \frac{1}{2}$  captures the intensity of social identity. Using the fact that 4 needs to hold for all  $G \in \{SP, SC\}$ , it can be shown that  $\left( \frac{\tilde{\pi}^G(\omega)}{\tilde{\pi}^{\bar{G}}(\omega)} \right)^\chi$  is proportional to  $\left( \frac{\pi^G(\omega)}{\pi^{\bar{G}}(\omega)} \right)^{\frac{\chi}{1-2\chi}}$ . Hence,

$$\tilde{\pi}^G(\omega) \propto \pi^G(\omega) \left( \frac{\pi^G(\omega)}{\pi^{\bar{G}}(\omega)} \right)^{\frac{\chi}{1-2\chi}} \quad \forall \omega \in \Omega. \quad (5)$$

Relation 5 tells us that identifying with social group  $G$  induces the receiver overestimate the support of her in-group for its typical policy.

Second, identity induces depersonalization, slanting the receiver's beliefs (and policy support) towards positions that are more typical of the in-group and away from those of the

out-group. In particular, it distorts the receiver belief  $\pi$  into  $\tilde{\pi}$  such that

$$\tilde{\pi}(\omega) \propto \pi(\omega) \left( \frac{\tilde{\pi}^G(\omega)}{\tilde{\pi}^{\bar{G}}(\omega)} \right)^x \quad \forall \omega \in \Omega, \quad (6)$$

which can be written in terms of rational reference beliefs as

$$\tilde{\pi}(\omega) \propto \pi(\omega) \left( \frac{\pi^G(\omega)}{\pi^{\bar{G}}(\omega)} \right)^{\frac{x}{1-2x}} \quad \forall \omega \in \Omega. \quad (7)$$

In short, in our context, identity distorts respondents' beliefs shifting probability toward the policy that they perceive as typically supported by their in-group. This is captured by the following remark.

**Remark 2** *Identity makes the receiver more supportive of the economic policy typical of her in-group. Formally, for  $\omega \in \Omega$ ,*

$$\tilde{\pi}(\omega) > (<) \pi(\omega) \iff \pi^G(\omega) > (<) \pi^{\bar{G}}(\omega).$$

Next, I discuss how the intensity of cultural identity depends on whether she experiences an identity threat by the sender (S).

### 5.1.2 Cultural Messages and Identity Formation

The receiver observes a piece of information  $(\pi^S, G^S) \in \Pi \times \{G, \bar{G}, \emptyset\}$  from a sender  $S$  of an unknown cultural group. The first component  $\pi^S$  is an economic message, the content of which is described in the next section. The second component can convey information about the sender's cultural affiliation. In particular,  $G^S \in \{G, \bar{G}\}$  denotes a morally charged, inflammatory message on a social policy issue, which reveals the cultural group of the sender. If  $G^S = G$ , the sender belongs to the same group as the receiver, while if  $G^S = \bar{G}$ , the sender is from the out-group. Finally,  $G^S = \emptyset$  means that the receiver observes no morally charged speech, in which case the cultural group of the sender remains uncertain.

How does observing the inflammatory social policy message influence social identity? The social psychology literature on the determinants of self-categorization posits that social categories become more salient in the presence of conflict and disagreement with the out-group (Oakes, 1987). Similarly, social identity theory predicts that identity with one group becomes stronger when the group's values and core beliefs are threatened, a prediction that finds empirical support (see Greenaway and Cruwys, 2018, for a review of the empirical evidence on this hypothesis). I capture this idea by assuming that the intensity of the

receiver's cultural identity depends on  $G^S$  in the following way. Let  $\chi(G^S)$  denote the intensity  $\chi$  receiver's identity as a function  $G^S$ .

**Assumption 1 (Threat-Triggered Identity)** *The strength of identity is increasing in the degree of symbolic threat from the senders' cultural message. In particular,*

$$0 = \chi(\emptyset) = \chi(G) < \chi(\bar{G}).$$

Because the receiver in-group is not threatened by a culturally aligned sender or by one who does not talk about culture, identity is only activated when the sender delivers a cultural message in conflict with the values of the receiver. Hence, identity is only activated after a disagreement with the sender.

### 5.1.3 Economic Messages and Reference Beliefs

Recall that  $\pi^S \in \Pi$  denotes the economic message of the sender. I assume that there are three types of economic messages:  $\Pi = \{\pi_0^S, \pi_1^S, \emptyset\}$ . The first two messages denote beliefs — they reveal what the sender thinks about the best policy. In, particular  $\pi_1^S(\omega_1) > \pi_0^S(\omega_0)$  so that  $\pi_1^S$  represents a belief relatively in favor of policy  $\omega_1$  and  $\pi_0^S$  represents a belief relatively in favor of policy  $\omega_0$ . Finally,  $\pi^S = \emptyset$  denotes the case where the receiver does not have access to any economic message.

The beliefs conveyed by the sender's message have two effects. First, they might be informative about the best policy, thus moving the receiver's rational belief. In particular, I assume that

$$\mathbb{P}(\pi_k^S | \omega_k) \geq \mathbb{P}(\pi_k^S | \omega_{-k}), \quad (8)$$

for all  $k = 0, 1$ , so that backlash cannot occur rationally after any economic recommendation. The assumption is made to assess whether identity alone can drive backlash. For the same reason, let

$$\mathbb{P}(\pi_k^S | \omega_k, G^S) = \mathbb{P}(\pi_k^S | \omega_k), \quad (9)$$

for all  $k = 0, 1$  and  $G^S \in \{G, \bar{G}\}$ , which rules out rational disagreement spillovers: learning the sender's cultural group will not affect information processing if the receiver is rational.

Second, the economic recommendation changes the receiver's reference beliefs for the cultural group of the sender. Let  $\hat{\pi}^G$  and  $\hat{\pi}^{\bar{G}}$  be the receiver's reference belief before observing the messages of the sender, and assume that  $\hat{\pi}^G = \hat{\pi}^{\bar{G}} = \hat{\pi}$ .<sup>30</sup>

---

<sup>30</sup>This simplification can be relaxed to require that  $\hat{\pi}^G$  and  $\hat{\pi}^{\bar{G}}$  are close enough. In other words, the initial perception of the receiver is that none of the alternative economic policies has a strong cultural connotation. A violation of this assumption would make the analysis more complex: disagreement with a

**Assumption 2 (Bundled Messages Change Reference Beliefs)** Fix  $k \in \{0, 1\}$ . The following holds:

- (i) the reference beliefs after message  $(\pi_k^S, G)$  are  $\pi^G = \pi_k^S$  and  $\pi^{\bar{G}} = \hat{\pi}$ ;
- (ii) the reference beliefs after message  $(\pi_k^S, \bar{G})$  are  $\pi^G = \hat{\pi}$  and  $\pi^{\bar{G}} = \pi_k^S$ ;
- (iii) After any other message, reference beliefs are  $\pi^G = \pi^{\bar{G}} = \hat{\pi}$ .

The assumption can be interpreted to say that, when the receiver retrieves what the sender’s cultural group believes about the economic issue, the sender’s economic message instinctively comes to mind.

#### 5.1.4 Spillovers and Backlash

Can this simple model explain disagreement spillovers, backlash, and lack of agreement spillovers? I address this question in the next proposition.

**Proposition 2** Fix  $k \in \{0, 1\}$  and let  $\pi_k^S(\omega_k) > \hat{\pi}(\omega_k)$ . The following holds:

- (i) Message  $(\pi_k^S, \bar{G})$  generates disagreement spillovers.
- (ii) There exists a threshold  $\chi_k^* \in (0, \frac{1}{2})$  such that message  $(\pi_k^S, \bar{G})$  generates backlash if and only if  $\chi(\bar{G}) > \chi_k^*$ .
- (iii) Message  $(\pi_k^S, G)$  does not create any spillover.

The intuition for part (i) of the proposition is that, when the receiver observes a bundled message against her cultural views, three things happen. First, she updates her rational economic beliefs based on the content of the recommendation. Second, she attributes the senders’ economic views to her cultural out-group. Third, she feels threatened and identifies with her cultural in-group. Identity pushes her posterior belief about the economic policy further apart from the perceived out-group beliefs, making the receiver less persuaded by the economic recommendation of the sender. Part (ii) tells us that, if the perceived threat — and the subsequent effect of identity — is strong enough, the receiver will update her beliefs in the opposite direction than the one advocated for by the sender. The threat strength threshold  $\chi_k^*$  depends on the information content of the economic recommendation  $\pi_k^S$ , which can explain why the presence of backlash might depend on the specific economic recommendation.

---

sender on abortion policy would affect economic views even in the absence of any economic recommendation. I believe that this assumption maps well in my experiment, given the complexity and (or) novelty of the economic policies considered.

Finally, the lack of agreement spillovers arises in my updating model because identity is conflict-driven: it does not become salient after an aligned cultural message because, in that case, the receiver does not experience conflict with the out-group.

In section 3, I presented a class of updating mechanisms that produce the three predictions of disagreement spillovers, backlash, and lack of agreement spillovers. Bayesian trust-based models, which posit a correlation between senders’ cultural types and their trustworthiness, can rationalize disagreement spillovers and — in the case of preference-based trust — backlash. In their more intuitive formulations, however, they fail to rationalize the absence of agreement spillovers. Moreover, they require intrinsic correlations between cultural and economic policy preferences that — in the case of certain economic policy issues — might seem strong. The model of identity threat seems to offer a more compelling explanation for the evidence at hand. Designing more controlled experiments to distinguish between these two types of models seems an interesting avenue for future research.

## 6 Opinion Leaders’ Incentives

My analysis was motivated by the increasing association of economic and social policy views, both in the political discourse and in the electorate. The phenomenon of disagreement spillovers provides a possible link between the two trends: when an opinion leader takes stances on multiple policy domains, she becomes less persuasive among culturally misaligned receivers but not among aligned ones. To the extent that this results in bundled messages persuading mostly culturally aligned groups (or generating a backlash among culturally misaligned ones), the association of economic and social policy views in the electorate should become more reflective of the one presented by the opinion leader. This intuition on the origin of “correlated disagreement” is in line with my experimental results which suggest that, indeed, bundled messages change the correlation between receivers’ policy views in a predictable way, as shown and discussed in Appendix A.3.

From a theoretical perspective, the above observations suggest that opinion leaders can change the economic policy disagreement between socially conservative and socially progressive voters by choosing how to bundle positions on the two domains. A natural question arises: what are the political supply-side incentives to induce or prevent correlated disagreement? The next section addresses this question by looking at a prominent class of opinion leaders: politicians competing in an election. In Appendix C, a similar point is made by looking at another prominent class of opinion leaders, competing media outlets.

## 6.1 Competing Politicians

To analyze the incentives of politicians, I build on the probabilistic voting model proposed by [Bonomi \(2024\)](#).<sup>31</sup> I augment the model with a communication stage where a party can resort to identity-based communication to change voters' beliefs on a complex economic issue.

There are two parties  $A$  and  $B$ , competing in an election, and two voter groups, socially conservative and socially progressive, indexed by  $G \in \{SP, SC\}$ , with population shares  $s^{SP} \in (0, 1)$  and  $s^{SC} = 1 - s^{SP}$  respectively. Each voter group  $G$  is characterized by its ideal policy  $x^G \in \mathbb{R}$  on a social policy issue, for example abortion or LGBTQ rights, with  $x^{SP} > x^{SC}$ . Additionally, voters hold a prior belief  $\hat{\pi} \in \Delta(\{0, 1\})$  about the ideal policy  $\omega^* \in \{0, 1\}$  on an economic policy issue, for instance trade policy or a complex fiscal policy.

**Voter Preferences** When the implemented cultural policy is  $x \in \mathbb{R}$  and the implemented economic policy is  $y \in \mathbb{R}$ , a voter from group  $G$  obtains a utility of

$$U^G(x, y) = -(x - x^G)^2 - (y - \omega^*)^2. \quad (10)$$

In other words, the further apart the implemented policies are from the group's ideal policies, the worse off the voters of such a group.<sup>32</sup> Note that the expected utility of a member of group  $G \in \{SP, SC\}$  with economic belief  $\nu^G \in \Delta(\{0, 1\})$  is

$$\mathbb{E}_{\nu^G}[U^G(x, y)] = -(x - x^G)^2 - (y - \nu^G(1))^2 - \nu^G(1)\nu^G(0). \quad (11)$$

**Party Preferences** Parties' power rents are increasing in their vote share, as often the case in voting models (e.g., [Persson and Tabellini, 2002](#); [Glaeser et al., 2005](#); [Callander, 2005](#)). As in [Bonomi \(2024\)](#), I assume that the power rents  $R(s) \in \mathbb{R}$  obtained by a party with a vote share of  $s \in [0, 1]$  are (i) strictly increasing in  $s$ , and (ii) are constant sum, so that  $R(s) + R(1 - s) = \bar{R}$ .<sup>33</sup>

---

<sup>31</sup>The model is analogous to standard probabilistic voting models where parties are office-motivated and are ex-ante identical (see, e.g., [Lindbeck and Weibull, 1993](#); [Persson and Tabellini, 2002](#)), but deviates from these models by relaxing the hypothesis that the game is constant-sum (i.e. that, regardless of their vote shares, parties payoff add up to a constant).

<sup>32</sup>For simplicity, each of the two policy dimensions carries the same weight in voters' utility function. Having policies carry different weights would not change the analysis, but would introduce extra notation with little benefit.

<sup>33</sup>The monotonic relation between rents and votes can capture the degree of proportionality in the political system, but also the popularity and reputational benefits accruing to a party that increases its margin of victory, as well as the monetary benefits from holding additional seats in the legislature. Note that the formulation allows for arbitrary majority premia.

Following [Bonomi \(2024\)](#), parties' marginal utility from power rents is decreasing. In particular, let  $u : \mathbb{R} \rightarrow \mathbb{R}$  denote the continuous utility function of a party.

**Assumption 3**  $u' > 0$  and  $u'' < 0$ .

The concave utility can pick up the decreasing marginal utility from the monetary benefits that accrue to party members from political power, or — if parties transfer political rents to their supporters, the decreasing marginal consumption utility of party supporters. In [Appendix D](#), I show that this setup is equivalent to one where parties only care about the probability of victory, but they compete for campaign contributions, to be then reinvested in a campaign to mobilize voters.<sup>34</sup> I can then define  $v : [0, 1] \rightarrow \mathbb{R}$  to be the composition  $u \circ R$ , mapping the vote share received by a party in their utility. Without loss of generality, I normalize utilities so that  $v(1) = 1$  and  $v(0) = 0$ .

**Party Competition Stage** Parties  $A$  and  $B$  simultaneously propose their policy platforms,  $q^A = (x^A, y^A) \in \mathbb{R}^2$  and  $q^B = (x^B, y^B) \in \mathbb{R}^2$ . For each party  $p = A, B$ , platform  $q^p = (x^p, y^p)$  consists of a social policy platform  $x^p$  and an economic policy platform  $y^p$ . After the platforms are chosen, but before the voting stage, a popularity shock  $\varepsilon \sim U[-\phi, \phi]$ ,  $\phi > 0$ , in favor of party  $B$  is realized, capturing all non-policy related unpredictable factors (economic shocks, scandals, surprisingly poor debate performances) that can affect voters' favorability towards  $B$  vs  $A$ . After the shock is realized, voters vote for the candidate that they like the most based on policies and popularity.<sup>35</sup> In other words, a voter from group  $G \in \{SP, SC\}$  with economic beliefs  $\nu^G \in \Delta(\{0, 1\})$  votes for candidate  $A$  if and only if

$$\mathbb{E}_{\nu^G}[U^G(q^A)] - \mathbb{E}_{\nu^G}[U^G(q^B)] > \varepsilon, \quad (12)$$

that is, if the expected policy gains from  $A$  winning the election compensate the relative popularity advantage of party  $B$ . As standard in the literature, I assume that  $\phi$  is relatively large,  $\phi > 1 + (x^{SP} - x^{SC})^2$ , which guarantees that in equilibrium each party obtains votes from both groups with positive probability.

**Propaganda** Before the party competition stage, party  $A$  can engage in propaganda (either directly or through partisan media).<sup>36</sup> Formally, it can choose a message  $m \in \mathcal{M}$ ,  $\mathcal{M} = \Pi \times \{SP, SC, \emptyset\}$ , where messages and sets have the same interpretation as in [5.1](#).

<sup>34</sup>The campaign technology exhibits increasing marginal costs, making the objective function concave, as per [Assumption 3](#).

<sup>35</sup>One can assume that voters are atomistic, so sincere voting is without loss.

<sup>36</sup>Alternatively, one could have allowed both parties to have access to the propaganda technology. Little would change except that (i) more assumptions would be needed for cases where the two parties bundle the



After all voter groups observe propaganda message  $m$ , the economic beliefs of voters in the  $SP$  and  $SC$  groups are pinned down by relation 7 and Assumptions 1 and 2, where in this section I have set  $\omega_k = k$ . For expositional purposes, I make the following simplifying assumptions. First, communication is uninformative: absent the effect of identity (i.e.,  $\chi = 0$ ), the posterior belief of group  $G = SP, SC$  after message  $m \in \mathcal{M}$  would always be  $\hat{\pi}$ . Second, I assume that the reference beliefs in the absence of bundled messages,  $\hat{\pi}^G$  and  $\hat{\pi}^{\bar{G}}$ , are equal to the common prior  $\hat{\pi}$ . Moreover, as in Proposition 2,  $\pi_0^S(1) < \hat{\pi}(1) < \pi_1^S(1)$ .

Let  $\tilde{\nu}_m^G$  and  $\tilde{\nu}_m^{\bar{G}}$  the distorted belief of groups  $G$  and  $\bar{G} \neq G$  after the propaganda message  $m \in \mathcal{M}$ . If  $m = (\pi^S, G) \in \{\pi_0^S, \pi_1^S\} \times \{SP, SC\}$ , the identity-based updating model implies

$$\tilde{\nu}_m^G(\omega) \propto \hat{\pi}(\omega) \left( \frac{\pi^S(\omega)}{\hat{\pi}(\omega)} \right)^{\frac{\chi_G(G)}{1-2\chi_G(G)}}, \quad \omega \in \Omega \quad (13)$$

$$\tilde{\nu}_m^{\bar{G}}(\omega) \propto \hat{\pi}(\omega) \left( \frac{\hat{\pi}(\omega)}{\pi^S(\omega)} \right)^{\frac{\chi_{\bar{G}}(G)}{1-2\chi_{\bar{G}}(G)}}, \quad \omega \in \Omega \quad (14)$$

where  $\chi_G(G^S)$  represents the intensity of identity of group  $G$  after message  $G^S$ . Recall that, by Assumption 1 it holds  $\chi_G(\bar{G}) > \chi_G(G) = 0$ , which implies that  $\tilde{\nu}_m^G(\omega) = \hat{\pi}(\omega)$  in 13.

If instead  $m \notin \{\pi_0^S, \pi_1^S\} \times \{SP, SC\}$ , then  $\tilde{\pi}(\cdot|G, m) = \tilde{\pi}(\cdot|\bar{G}, m) = \hat{\pi}$ . As a result, the following remark holds.

**Remark 3** *Let  $m \in \mathcal{M}$ . The following holds:*

(i) *If  $m \in \{(\pi_1^S, SP), (\pi_0^S, SC)\}$ , then  $\tilde{\nu}_m^{SP}(1) > \tilde{\nu}_m^{SC}(1)$ .*

(ii) *If  $m \in \{(\pi_1^S, SC), (\pi_0^S, SP)\}$ , then  $\tilde{\nu}_m^{SP}(1) < \tilde{\nu}_m^{SC}(1)$ .*

(iii) *If  $m \notin \{\pi_0^S, \pi_1^S\} \times \{SP, SC\}$ , then  $\tilde{\nu}_m^{SP}(1) = \tilde{\nu}_m^{SC}(1)$ .*

In other words, by sending a bundled message, party  $A$  can induce economic disagreement between socially conservative and socially progressive voters.

**Timing** In the first stage, party  $A$  picks message  $m \in \mathcal{M}$ . Voters observe  $m$  and form beliefs  $\tilde{\nu}_m^{SP}$  and  $\tilde{\nu}_m^{SC}$ . Knowing  $m$ ,  $\tilde{\nu}_m^{SP}$  and  $\tilde{\nu}_m^{SC}$ , in the second stage, parties simultaneously choose  $q^A$  and  $q^B$ . After the platform choice, the popularity shock is realized, voters cast their votes, and players receive their payoffs.

---

same social policy stance with opposite economic messages; (ii) the model would yield the additional insight that, in equilibrium, parties' will choose opposite messages on both policy domains. In this section, I present the simplest version where only one party has access to communication primarily to ease exposition.

### 6.1.1 Equilibrium

A pure-strategy equilibrium of the game consists of a message  $m^* \in \mathcal{M}$  and two platform rules  $q^{A^*} : \mathcal{M} \rightarrow \mathbb{R}^2$  and  $q^{B^*} : \mathcal{M} \rightarrow \mathbb{R}^2$ , such that (i) for each  $m \in \mathcal{M}$ ,  $(q^{A^*}(m), q^{B^*}(m))$  is a pure-strategy Nash equilibrium of the party competition subgame reached after  $m$ ; and (ii)  $m^*$  maximizes the expected payoff of party  $A$  across subgames, given  $q^* = (q^{A^*}, q^{B^*})$ . More precisely,  $m^*$  is a solution to

$$\max_{m \in \mathcal{M}} V_m^A(q^{A^*}(m), q^{B^*}(m)), \quad (15)$$

where  $V_m^p(q^A, q^B)$  is the expected utility from power rents obtained by party  $p \in \{A, B\}$  when the platforms chosen in the competition stage are  $q^A, q^B \in \mathbb{R}^2$  and voters' beliefs are formed based on message  $m$ .

As shown in the Appendix, the equilibrium has the following properties.

**Proposition 3** (*Equilibrium Bundling and Platforms*) *Let  $(m^*, q^*) \in \mathcal{M} \times (\mathbb{R}^2)^\mathcal{M} \times (\mathbb{R}^2)^\mathcal{M}$  be an equilibrium of the game. Then the following holds:*

(i) *The equilibrium message  $m^*$  is the most divisive message bundling economics and culture. Formally  $m^*$  solves*

$$\max_{m \in \{\pi_0^S, \pi_1^S\} \times \{SP, SC\}} |\tilde{v}_m^{SP}(1) - \tilde{v}_m^{SC}(1)|. \quad (16)$$

(ii) *Parties offer different economic platforms whenever cultural groups disagree on economics. In particular, after message  $m \in \mathcal{M}$ ,  $(q^{A^*}(m), q^{B^*}(m))$  belongs to the set  $\{(q_m^{SP}, q_m^{SC}), (q_m^{SC}, q_m^{SP})\}$ , where*

$$\begin{aligned} q_m^{SP} &= (\alpha x^{SP} + (1 - \alpha)x^{SC}, \quad \alpha \tilde{v}_m^{SP}(1) + (1 - \alpha)\tilde{v}_m^{SC}(1)) \\ q_m^{SC} &= (\beta x^{SC} + (1 - \beta)x^{SP}, \quad \beta \tilde{v}_m^{SC}(1) + (1 - \beta)\tilde{v}_m^{SP}(1)) \end{aligned}$$

for  $\alpha = v(s^{SP})$  and  $\beta = v(s^{SC})$ .

(iii) *Parties are better off, on average, when the economic disagreement between cultural groups is larger. Let  $m, m' \in \mathcal{M}$  and  $p = A, B$ . It holds that*

$$\begin{aligned} V_{m'}^p(q^{A^*}(m'), q^{B^*}(m')) &> V_m^p(q^{A^*}(m), q^{B^*}(m)) \\ \iff |\tilde{v}_{m'}^{SP}(1) - \tilde{v}_{m'}^{SC}(1)| &> |\tilde{v}_m^{SP}(1) - \tilde{v}_m^{SC}(1)|. \end{aligned}$$

To understand the intuition, consider part (ii) first. By the properties of  $v$ ,  $\alpha > 1 - \beta$  so that, in equilibrium, parties' policy platforms overweight the policy demands of opposite cultural groups. This is in contrast with standard voting models with ex-ante identical politicians, that predict policy convergence (e.g., [Downs, 1957](#); [Lindbeck and Weibull, 1993](#); [Persson and Tabellini, 2002](#)). The reason for the difference is simple: the decreasing marginal utility from rents makes it always beneficial for a party to offer a policy platform different from the one of the other party, even at the cost of not maximizing expected rents. By meeting the demands of one voter group better than the competitor, a party can hedge against the risk of adverse popularity shocks, and secure at least some power.

For part (iii), note that as cultural groups grow divided on economic policy, parties are better able to differentiate from each other: their equilibrium economic policies are further apart. This benefits both political actors because more differentiation makes it less likely that their supporters will swing to the other candidate after scandals, unfavorable economic news, or lost political debates. The more divided the society, the more parties can differentiate, securing a share of power rents (or campaign contributions).

Precisely for this reason, the optimal propaganda in the first stage entails bundled messages, as clarified in part (i). As pointed out in [Remark 3](#), bundled messages are different from "single-issue" messages in that they can polarize the two cultural voter groups also on the economic issue, generating correlated disagreement. Given the goal of dividing the two cultural groups, the equilibrium propaganda will consist of the bundled messages that induce the greatest economic disagreement.

Similarly to the case of competing politicians, in [Appendix C](#) I show that profit-oriented media outlets can benefit if disagreement spreads from cultural to economic domains, inducing a correlation between cultural and economic stances: the more issues socially conservative and socially progressive voters disagree about, the more effective the media outlets will be in segmenting the market by differentiating their slant choices. Market segmentation, in turns, allows them to limit price competition and earn larger profits.

In conclusion, the analysis of this section suggests that opinion leaders might not only have the means — as documented by my experiment — but also the incentives to create "correlated disagreement."

## 7 Conclusion

In this paper, I documented the occurrence of spillovers of disagreements from moral and social policy to economics. People who disagree with an opinion leader on moral issues are less persuaded by her economic recommendations, even when the economic and social policy

issues considered are seemingly unrelated. Hence, disagreement propagates from cultural to economic domains. Given the novelty of the phenomenon, many questions remain open.

The future directions of the agenda include investigating the generality of the phenomenon. I studied the effects of abortion and transgender rights, which are both social policies with a strong connection to moral principles and identities. It seems useful to understand if other types of policy issues — related, for instance, to race, nationality, or gender identity — can trigger interference between policy stances. More generally, what are the precise characteristics of a policy issue that make it a trigger or a target of disagreement spillovers? Answering this question is important from a positive and a normative perspective.

In the second part of the paper, I examined the mechanism behind my empirical regularities. The analysis pushes in the direction of an alternative identity-based mechanism: when they experience disagreement on moral values with opinion leaders from their cultural outgroup, people’s cultural identity becomes stronger, pushing them to take economic stances that distinguish what their cultural group thinks from the opinion leader’s economic recommendations. The identity-based model finds stronger support in the evidence compared to the more standard trust-based explanations.

Further experimental evidence — from controlled, tailored, experiments — could be collected to corroborate further my identity mechanism. Will disagreement spillovers persist when the key forces of trust-based stories (e.g., informational asymmetries and potential conflict of interest between sender and receivers) are switched off? Will their intensity change when the salience of cultural identity is manipulated? Answering these questions could also yield insights into how this polarization force can be deactivated.

Finally, I provided an analysis of the opinion leaders’ incentives to spread disagreement from cultural to economic issues. Focusing on competing politicians and media outlets, my models suggest that both classes of opinion leaders could benefit from increasing the policy disagreement of already divided factions of the electorate because — roughly speaking — it allows them to appear more different to the eyes of voters. This differentiation is valuable to competing politicians who want to boost support (or increase campaign contribution) from their core voters, in order to hedge against the risk of unexpected vote swings. It is valuable to media outlets because it grants them more market power in their respective consumer segment, which results in higher prices and profits. The next steps of the theoretical agenda include studying setups where spillover effects are endogenous to media outlets’ slant and politicians’ platform decisions.

## References

- Afrouzi, H., Arteaga, C., and Weisburst, E. (2024). Is it the message or the messenger? examining movement in immigration beliefs. *Journal of Political Economy Microeconomics*, 2(2):244–297.
- Barber, M. and Pope, J. C. (2019). Does party trump ideology? disentangling party and ideology in america. *American Political Science Review*, 113(1):38–54.
- Besley, T. and Persson, T. (2021). The rise of identity politics: Policy, political organization, and nationalist dynamics. *Working Paper*.
- Bonomi, G. (2024). Divide and diverge: Polarization incentives. *Working Paper*.
- Bonomi, G., Gennaioli, N., and Tabellini, G. (2021). Identity, Beliefs, and Political Conflict. *The Quarterly Journal of Economics*, 136(4):2371–2411.
- Bordalo, P., Coffman, K., Gennaioli, N., and Shleifer, A. (2016). Stereotypes\*. *The Quarterly Journal of Economics*, 131(4):1753–1794.
- Branscombe, N., Ellemers, N., Spears, R., and Doosje, E. (1999). The context and content of social identity threat. *Sepsis*, pages 35–55.
- Callander, S. (2005). Electoral competition in heterogeneous districts. *Journal of Political Economy*, 113(5):1116–1145.
- Cohen, G. L. (2003). Party over policy: The dominating impact of group influence on political beliefs. *Journal of personality and social psychology*, 85(5):808.
- d’Aspremont, C., Gabszewicz, J. J., and Thisse, J.-F. (1979). On hotelling’s ”stability in competition”. *Econometrica*, 47(5):1145–1150.
- Desmet, K., Ortuño-Ortín, I., and Wacziarg, R. (2024). Endogenous partitions! *Working Paper*.
- Downs, A. (1957). *An economic theory of democracy*. Harper and Row, New York.
- Druckman, J. N. (2022). A framework for the study of persuasion. *Annual Review of Political Science*, 25(Volume 25, 2022):65–88.
- Enke, B. (2020). Moral values and voting. *Journal of Political Economy*, 128(10):3679–3729.

- Enke, B. (2024). Moral boundaries. *Annual Review of Economics*, 16(Volume 16, 2024):133–157.
- Enke, B., Polborn, M., and Wu, A. (2022a). Values as luxury goods and political polarization. Working Paper 30001, National Bureau of Economic Research.
- Enke, B., Rodríguez-Padilla, R., and Zimmermann, F. (2022b). Moral Universalism and the Structure of Ideology. *The Review of Economic Studies*, 90(4):1934–1962.
- Feddersen, A. and Adams, J. F. (2022). Public opinion backlash in response to party messages: A case for party press releases. *Electoral Studies*, 80:102532.
- Fukuyama, F. (2018). Against identity politics: The new tribalism and the crisis of democracy. *Foreign Affairs*, 97(5):90–114.
- Gennaioli, N. and Tabellini, G. (2023). Identity Politics. *Working Paper*.
- Gentzkow, M. (2016). Polarization in 2016. *Working Paper*.
- Gentzkow, M. and Shapiro, J. M. (2006). Media bias and reputation. *Journal of Political Economy*, 114(2):280–316.
- Gentzkow, M., Shapiro, J. M., and Stone, D. F. (2015). Chapter 14 - media bias in the marketplace: Theory. In Anderson, S. P., Waldfogel, J., and Strömberg, D., editors, *Handbook of Media Economics*, volume 1 of *Handbook of Media Economics*, pages 623–645. North-Holland.
- Gentzkow, M., Wong, M. B. T., and Zhang, A. (2024). Ideological bias and trust in information sources. *A EJ: Microeconomics (forthcoming)*.
- Gethin, A., Martínez-Toledano, C., and Piketty, T. (2021). Brahmin Left Versus Merchant Right: Changing Political Cleavages in 21 Western Democracies, 1948–2020\*. *The Quarterly Journal of Economics*, 137(1):1–48.
- Glaeser, E. L., Ponzetto, G. A. M., and Shapiro, J. M. (2005). Strategic extremism: Why republicans and democrats divide on religious values. *The Quarterly Journal of Economics*, 120(4):1283–1330.
- Greenaway, K. H. and Cruwys, T. (2018). The source model of group threat: Responding to internal and external threats.
- Gupta, N., Rigotti, L., and Wilson, A. (2021). The experimenters’ dilemma: Inferential preferences over populations.

- Jansen, M., Martinez, A., Ozkan, B., Rey-Biel, P., and Roldan-Mones, A. (2024). Ideological alignment and evidence-based policy adoption. *Working Paper*.
- Kunda, Z. (1990). The case for motivated reasoning. *Psychological bulletin*, 108 3:480–98.
- Lindbeck, A. and Weibull, J. (1993). A model of political equilibrium in a representative democracy. *Journal of Public Economics*, 51(2):195–209.
- Mullainathan, S. and Shleifer, A. (2005). The market for news. *American Economic Review*, 95(4):1031–1053.
- Nash, J. F. (1950). Equilibrium points in  $n$ -person games. *Proceedings of the National Academy of Sciences of the United States of America*, 36(48-49).
- Norris, P. and Inglehart, R. (2019). *Cultural Backlash: Trump, Brexit, and Authoritarian Populism*. Cambridge University Press.
- Oakes, P. J. (1987). The salience of social categories. In Turner, J. C., Hogg, M. A., Oakes, P. J., J. Reicher, S., and Wetherell, M. J., editors, *Rediscovering the Social Group: A Self-Categorization Theory*. Oxford: Blackwell.
- Parker, M. and Janoff-Bulman, R. (2013). Lessons from morality-based social identity: The power of outgroup “hate,” not just ingroup “love”. *Social Justice Research*, 26:81–96.
- Persson, T. and Tabellini, G. (2002). *Political Economics: Explaining Economic Policy*, volume 1 of *MIT Press Books*. The MIT Press.
- Roemer, J., Woojin, L., and Van der Straeten, K. (2007). Racism, xenophobia, and distribution: Multi-issue politics in advanced democracies. Post-print, HAL.
- Schwartzstein, J. and Sunderam, A. (2021). Using models to persuade. *American Economic Review*, 111(1):276–323.
- Tajfel, H. and Turner, J. C. (1979). An integrative theory of intergroup conflict. *The Social Psychology of Intergroup Relations*, 33(47):74.
- Tajfel, H. and Wilkes, A. L. (1963). Classification and quantitative judgement. *British Journal of Psychology*, 54(2):101–114.

# A Empirical Appendix

Section A.1 reports details on the constructions of Figure 1, Table 1 and Figure 2 in the motivating evidence section of the introduction. Section A.2 contains the additional tables of the empirical analysis.

## A.1 Motivating Graphs

### A.1.1 Figure 1

The data on political ads used to construct Figure 1 come from the *Wesleyan Media Project* database (WMP), which provides detailed tracking data on political ads broadcast in all television stations of US media markets. For each year and political ad, the dataset provides a hand-coded classification of the ad content. In particular, for each of the roughly 100 policy topics, it records if the ad covers such a topic. We construct the figure based on the following classification.

**Economic Ads.** Ads are classified in the “economic issues” category if, based on the manual WMP classification, they cover *any* of the following: *Taxes, Deficit/Budget/Debt, Government Spending, Recession/Economic Stimulus, Minimum Wage, Farming, Business, Unions, Employment/Jobs, Poverty, Trade/Globalization, Housing/Sub-prime Mortgages, Economy (generic reference), Economic disparity/income inequality.*

**Social Policy Ads.** Ads are classified in the “social policy issues” category if, based on the manual WMP classification, they cover *any* of the following issues: *Abortion, Homosexuality/Gay and Lesbian Rights, Moral/Family/Religious Values, Affirmative Action, Assisted Suicide/Euthanasia, Gun Control, Civil Rights / Racial Discrimination.*

**Economic and Social Policy Ads.** Ads are classified in the “economic and social policy issues” category if they are classified in both “economic issues” *and* “social policy issues” category.

For each policy issues category  $i \in \{economic, social\ policy, economic\ and\ social\ policy\}$ , I compute the share of political ads in that category in year  $t \in \{2006, \dots, 2018\}$  as

$$s_t^i = \frac{n_t^i}{n_t}$$

where  $n_t^i$  is the number of political ads airings classified in category  $i$  in year  $t$  and  $n_t$  is the total number of political ads airings tracked in the WMP dataset in year  $t$ . Figure 1 is constructed by plotting the ratio  $\frac{s_t^i}{s_{2006}^i}$  for each  $i$  and  $t$ .



### A.1.2 Table 1

Table 1 is constructed using data from the following two surveys conducted from the *Pew Research Center: December 2004 Political Typology; Political Typology 2017; American Trends Panel 53*.

A nationally representative sample of US adults is interviewed in each of these surveys. The 2004 sample comprises 2,000 participants. The 2019 sample comprises 9,895 participants. Both surveys contain the following type of question, used to construct the correlation table: “Next are some pairs of statements that will help us understand how you feel about a number of things. Please choose the statement that comes closer to your own views – even if neither is exactly right.”

The question is followed by the following statements of policy views.

**Gvt Regulation** “Government regulation of business is necessary to protect the public interest” vs “Government regulation of business usually does more harm than good.”

**Gvt Efficiency** “Government is almost always wasteful and inefficient” vs “Government often does a better job than people give it credit for.”

**Gvt Assist** “The government should do more to help needy Americans, even if it means going deeper into debt” vs “The government today can’t afford to do much more to help the needy.”

**Company Greed** “Business corporations make too much profit” vs “Most corporations make a fair and reasonable amount of profit.”

**Discrimination** “Racial discrimination is the main reason why many black people can’t get ahead these days” vs “Black people who can’t get ahead in this country are mostly responsible for their own condition.”

**Immigration** “Immigrants today strengthen our country because of their hard work and talents” vs “Immigrants today are a burden on our country because they take our jobs, housing and health care.”

For all the above pairs of statements, with the exception of **Gvt Efficiency**, I create an indicator variable equal to 1 if the respondent agrees with the first statement and 0 if the respondent agrees with the second statement. For **Gvt Efficiency**, I create an indicator variable equal to 0 if the respondent agrees with the first statement and 1 if the respondent agrees with the second statement.

To construct opinions on abortion and gay marriage I rely on the following two questions.

**Abortion** Do you think abortion should be... [1. Legal in all cases; 2. Legal in most cases; 3. Illegal in most cases; 4. Illegal in all cases.]

**Gay Marriage** Do you think that this [gay marriage] is a ... [1. Very good thing for our society; 2. Somewhat good thing for our society; 3. Somewhat bad thing for our society; 4.

Very bad thing for our society.] For both questions, we create indicator variables equal to 1 for answers 1 and 2 and equal to 0 for answers 3 and 4.

In 2019 the respondents who were asked the abortion question were only asked a subsets of other questions. When abortion and one of the economic opinion variables in Table 1 are not jointly available, the correlation coefficient reported in Table 1 uses data from the *2017 Political Typology Survey*.

### A.1.3 Figure 2: Motivating Survey

Panels 2a and 2b use data from a preliminary survey experiment run during fall 2023 on *Cloud Research* and involving 600 US adults. Respondents are first asked some demographic questions, including the following: “How important is religion to you?” with answers: 1. Not at all important; 2. Slightly important; 3. Very important; 4. Extremely important. Individuals are classified as “secular” if they answer 1 to the religiosity question.

Respondents are then randomly assigned to one of the following two arms. Treatment arms differ in the political message respondents are shown and required to read. All political messages are introduced with the script “You are going to read a short passage from a political speech. Please read carefully.”

**Pro-CPTPP Message** “*Regarding trade policy, joining the CPTPP would undeniably boost our economy, create new jobs, and lower consumer prices. The US should join the CPTPP, and do it as soon as possible.*”

**Pro-Life, Pro-CPTPP Message** “*Abortion cannot be a free choice, it must be either illegal or strongly discouraged by law. Exceptional situations might need special attention, but the life of the unborn is a gift of God and needs to be protected. Regarding trade policy, joining the CPTPP would undeniably boost our economy, create new jobs, and lower consumer prices. The US should join the CPTPP, and do it as soon as possible.*”

After treatment, respondents are asked the following two questions: First, “In your opinion, by law, abortion should be... [1. Always illegal; 2. Allowed only in exceptional circumstances; 3. Allowed in most circumstances; 4. Always allowed, as a free choice].” Answers 1 and 2 are classified as *Pro Life* and coded as 0; answers 3 and 4 are classified as *Pro Choice* and coded as 1. Then “Do you support or oppose the US participation into the CPTPP? [1. Strongly oppose; 2. Somewhat oppose; 3. Somewhat support; 4. Strongly support].” Answers 1 and 2 are classified as *Anti-CPTPP* and coded as 0; and answers 3 and 4 are classified as *Pro-CPTPP* and coded as 1.

Panels 2a reports the correlation between the *Pro-CPTPP* and *Pro-Choice* dummy variables in the two treatment conditions. Panels 2b reports the share of *Pro-CPTPP* individuals in the two conditions, by respondents’ religiosity.

## A.2 Experimental Analysis: Supplementary Tables

Table A1: Balance Tests

	Pro-CPTPP Message		Anti-CPTPP Message	
	mean	p-value	mean	p-value
Pro life	0.276	0.979	0.249	0.503
5-Point party scale	3.329	0.626	3.293	0.297
Male	0.438	0.470	0.456	0.392
Upper-middle/upper class	0.309	0.425	0.278	0.497
Lower class	0.162	0.507	0.173	0.942
Lower-middle class	0.529	0.796	0.550	0.350
High school or less	0.103	0.830	0.099	0.246
Some college	0.219	0.376	0.218	0.120
College degree	0.463	0.529	0.472	0.496
Postgraduate degree	0.213	0.525	0.208	0.527
Unemployed	0.097	0.323	0.104	0.311
Employed	0.780	0.274	0.777	0.658
Other employment status	0.123	0.805	0.119	0.989
Religion important	0.353	0.685	0.338	0.361
Atheist/Agnostic	0.352	0.964	0.365	0.977
Christian, evangelical	0.147	0.503	0.140	0.481
Jewish	0.023	0.187	0.017	0.303
Other religion	0.114	0.603	0.129	0.118
Christian, other	0.354	0.945	0.346	0.738
Black	0.091	0.201	0.094	0.166
Hispanic	0.060	0.892	0.059	0.262
White	0.760	0.547	0.765	0.921
Age: 18-35	0.295	0.132	0.301	0.379
Age: 36-50	0.407	0.066	0.407	0.711
Age: 51-65	0.212	0.518	0.221	0.276
Age: 66+	0.085	0.612	0.070	0.637
Abortion knowledge	7.721	0.824	7.629	0.602
Trade knowledge	4.545	0.964	4.346	0.755
Abortion Importance	7.452	0.774	7.444	0.225
Trade Importance	5.414	0.690	5.400	0.630

Notes: For each type of trade message and demographic characteristic, the table reports (i) the mean of the demographic characteristic in the sample is comprised of aligned, misaligned, trade-only, and no-message respondents; (ii) the p-value of the F-test of joint significance of a regression of the demographic characteristic on group indicators for aligned, misaligned, trade-only, and no-message respondents (the omitted category). Aligned respondents received the corresponding trade recommendation bundled together with an abortion message aligned with their views. Misaligned respondents received the corresponding trade recommendation together with an abortion message in contrast with their views. Trade-only respondents read the corresponding trade recommendation without any additional abortion content. No-message respondents were part of the treatment arm that was not shown any political message. All demographic variables are indicators for whether the respondent exhibits the corresponding characteristic, except for party scale, which is a 5-point partisanship scale (higher values denoting Democratic identity), abortion/Trade knowledge, and abortion/trade importance, which are on 11-point scales.

Table A2: Spillover Effects Breakdown

	Differences in Share of Respondents Supporting the CPTPP (Relative to CPTPP Only)			
	Pro Life Respondents		Pro-Choice Respondents	
Pro-Life, Pro-CPTPP Message	0.0233 (0.0436) [312]	0.0409 (0.0436) [312]	-0.145*** (0.0257) [831]	-0.141*** (0.0254) [830]
Pro-Life, Anti-CPTPP Message	0.0331 (0.0587) [216]	0.0504 (0.0599) [216]	0.224*** (0.0391) [620]	0.213*** (0.0390) [620]
Pro-Choice, Pro-CPTPP Message	-0.122** (0.0593) [231]	-0.122** (0.0606) [230]	0.0147 (0.0234) [606]	0.00826 (0.0227) [604]
Pro-Choice, Anti-CPTPP Message	0.124* (0.0655) [192]	0.142** (0.0693) [192]	-0.0163 (0.0384) [659]	-0.0138 (0.0382) [659]
Demographic Controls	N	Y	N	Y

Notes: The dependent variable is an indicator variable equal to 1 if the respondent supports the US participation in the CPTPP. Coefficients are differences relative to participants in the treatment arm where only the corresponding CPTPP message is sent. Demographic controls include three age categories, and indicators for whether the respondent identifies as a man, is white, is Christian, is a Republican or a Democrat, has a college degree, identifies as upper-class or upper-middle class, and is unemployed. Robust standard errors are in parentheses. Sample size in square brackets. \*\*\*  $p < 0.01$ , \*\*  $p < 0.05$ , \* $p < 0.1$

Table A3: Aggregate Effect (Backlash) Breakdown

	Differences in Share of Respondents Supporting the CPTPP (Relative to No Message)			
	Pro Life Respondents		Pro-Choice Respondents	
Pro-Life, Pro-CPTPP Message	0.0571 (0.0517) [262]	0.0768 (0.0528) [262]	-0.112*** (0.0303) [680]	-0.109*** (0.0308) [678]
Pro-Life, Anti-CPTPP Message	-0.529*** (0.0663) [177]	-0.490*** (0.0720) [177]	-0.231*** (0.0388) [456]	-0.225*** (0.0399) [455]
Pro-Choice, Pro-CPTPP Message	-0.141** (0.0683) [179]	-0.164** (0.0712) [178]	0.0465 (0.0315) [454]	0.0448 (0.0312) [452]
Pro-Choice, Anti-CPTPP Message	-0.439*** (0.0724) [153]	-0.410*** (0.0765) [153]	-0.471*** (0.0380) [495]	-0.463*** (0.0392) [494]
Demographic Controls	N	Y	N	Y

Notes: The dependent variable is an indicator variable equal to 1 if the respondent supports the US membership in the CPTPP. Coefficients are differences relative to participants in the treatment arm where no message is sent. Demographic controls include three age categories, and indicators for whether the respondent identifies as a man, is white, is Christian, is a Republican or a Democrat, has a college degree, identifies as upper-class or upper-middle class, and is unemployed. Robust standard errors are in parentheses. Sample size in square brackets. \*\*\*  $p < 0.01$ , \*\*  $p < 0.05$ , \* $p < 0.1$

Table A4: Test of Priming Effects

	Differences in Share of Respondents Supporting the CPTPP (Relative to No Message)			
	Pro-Choice Respondents		Pro Life Respondents	
Pro-Life Message	0.0239 (0.0370)	0.0266 (0.0374)	0.00278 (0.0748)	-0.00557 (0.0788)
Observations	305	304	120	119
Demographic Controls	N	Y	N	Y

Notes: The dependent variable is an indicator variable equal to 1 if the respondent supports the US membership in the CPTPP. Coefficients are differences relative to participants in the treatment arm where no message is sent. Demographic controls include three age categories, and indicators for whether the respondent identifies as a man, is white, is Christian, is a Republican or a Democrat, has a college degree, identifies as upper-class or upper-middle class, and is unemployed. Robust standard errors are in parentheses. Sample size in square brackets. \*\*\*  $p < 0.01$ , \*\*  $p < 0.05$ , \*  $p < 0.1$ .

Table A5: Spillovers and Backlash from Abortion to Trade: Independents

Differences in Share of Respondents Supporting the CPTPP				
Panel A. Pro-Trade Message				
	Relative to Pro-CPTPP Only		Relative to No Message	
Pro-CPTPP, Aligned Abortion	0.0298 (0.0414)	0.0346 (0.0412)	-0.0158 (0.0499)	-0.0162 (0.0497)
Pro-CPTPP, Misaligned Abortion	-0.180*** (0.0532)	-0.176*** (0.0544)	-0.226*** (0.0600)	-0.230*** (0.0616)
Observations	374	373	292	292
Panel B. Anti-Trade Message				
	Relative to Anti-CPTPP Only		Relative to No Message	
Anti-CPTPP, Aligned Abortion	0.0058 (0.0552)	0.0191 (0.0549)	-0.547*** (0.0565)	-0.525*** (0.0591)
Anti-CPTPP, Misaligned Abortion	0.196*** (0.0594)	0.190*** (0.0588)	-0.356*** (0.0606)	-0.356*** (0.0607)
Observations	428	428	332	331
Demographic Controls	N	Y	N	Y

Notes: The sample is restricted to respondents identified as Independents. Panel A reports the difference in the share of pro-CPTPP respondents between the groups who read the pro-CPTPP message bundled with an aligned and misaligned abortion message and the following two groups: (i) respondents who read only the pro-CPTPP message, and (ii) respondents in the No-Message condition. Panel B reports the difference in the share of pro-CPTPP respondents between the groups who read the anti-CPTPP message bundled with an aligned and misaligned abortion message and the following two groups: (i) respondents who read only the anti-CPTPP message; and (ii) respondents in the No-Message condition. Demographic controls include three age categories, and indicators for whether the respondent identifies as a man, is white, is Christian, is a Republican or a Democrat, has a college degree, identifies as upper-class or upper-middle class, and is unemployed. Robust standard errors are in parentheses. \*\*\*  $p < 0.01$ , \*\*  $p < 0.05$ , \*  $p < 0.1$ .

### A.3 Correlations in Different Arms

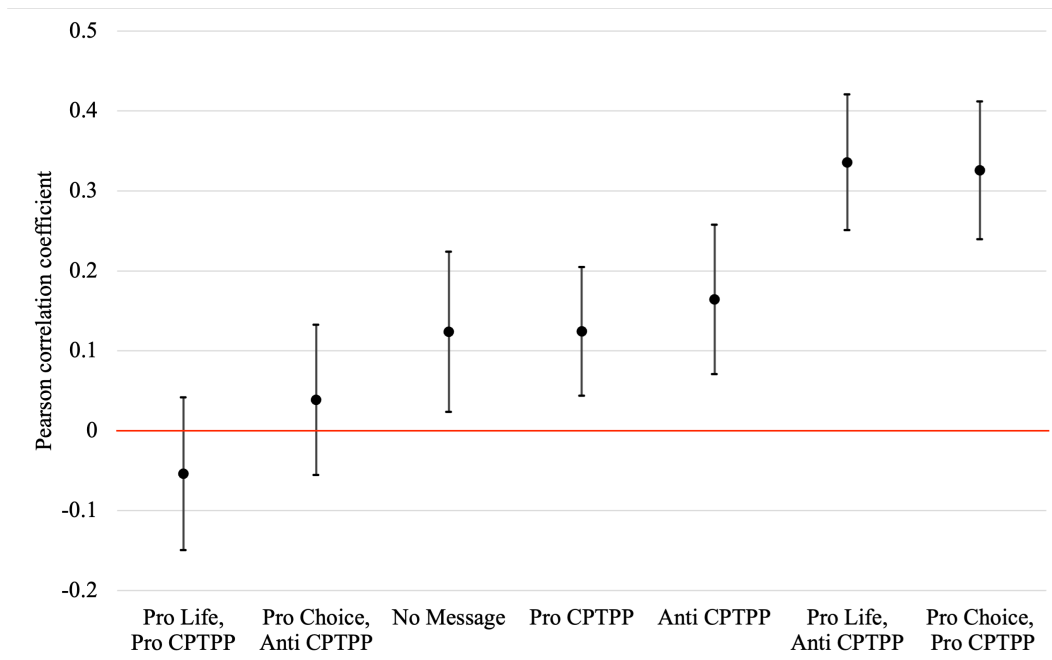


Figure 3: Correlation between Pro-Choice and Pro-CPTPP views by Treatment

Notes. For each of the treatment conditions, the figure plots the Pearson correlation between support for the CPTPP and pro-choice views in the corresponding treatment arm. Support for the CPTPP and pro-choice views are measured by indicator variables equal to 1, respectively, if the respondent supports the US membership in the CPTPP and if the respondent is against anti-abortion laws. 95% confidence intervals reported. Source: own survey data.

Figure 3 reports the correlation between pro-choice views and pro-CPTPP views in the main treatment groups of my abortion-CPTPP experiment. In the absence of any message, support for the CPTPP is positively — although weakly — correlated with pro-choice stances. This positive correlation is much stronger in the conditions where the treatment message reflects this preexisting association (*Pro-Life, Anti-CPTPP* and *Pro-Choice, Pro-CPTPP* conditions), while it becomes non-significant for treatment messages where views are associated in the opposite way.



## B Proofs

**Proof of Proposition 1** Fix  $\mathbb{P} \in \Delta(Y^S \times \Theta^S \times \Omega^S \times \Omega^R)$ ,  $k \in \{0, 1\}$  and  $\theta^S, \bar{\theta}^S \in \Theta$ ,  $\theta^S \neq \bar{\theta}^S$ . Note that,

$$\mathbb{P}(\omega_k^R | y_k^S, \theta^S) \geq \mathbb{P}(\omega_k^R | y_k^S) \iff \mathbb{P}(\omega_k^R | y_k^S, \theta^S) \geq \mathbb{P}(\omega_k^R | y_k^S, \bar{\theta}^S), \quad (17)$$

and, in addition,

$$\mathbb{P}(\omega_k^R | y_k^S, \theta^S) \geq \mathbb{P}(\omega_k^R | y_k^S, \bar{\theta}^S) \iff \frac{\mathbb{P}(y_k^S | \omega_k^R, \theta^S)}{\mathbb{P}(y_k^S | \omega_{-k}^R, \theta^S)} \geq \frac{\mathbb{P}(y_k^S | \omega_k^R, \bar{\theta}^S)}{\mathbb{P}(y_k^S | \omega_{-k}^R, \bar{\theta}^S)}. \quad (18)$$

Next, note that

$$\mathbb{P}(y_k^S | \omega_k^R, \theta^S) = \mathbb{P}(y_k^S | \omega_k^S, \omega_k^R, \theta^S) \mathbb{P}(\omega_k^S | \omega_k^R, \theta^S) + \mathbb{P}(y_k^S | \omega_{-k}^S, \omega_k^R, \theta^S) \mathbb{P}(\omega_{-k}^S | \omega_k^R, \theta^S) \quad (19)$$

$$\mathbb{P}(y_k^S | \omega_{-k}^R, \theta^S) = \mathbb{P}(y_k^S | \omega_k^S, \omega_{-k}^R, \theta^S) \mathbb{P}(\omega_k^S | \omega_{-k}^R, \theta^S) + \mathbb{P}(y_k^S | \omega_{-k}^S, \omega_{-k}^R, \theta^S) \mathbb{P}(\omega_{-k}^S | \omega_{-k}^R, \theta^S) \quad (20)$$

Under the assumptions of preference-based trust,  $\mathbb{P}(y_k^S | \omega_k^R, \theta^S) = \mathbb{G}(\omega_k^R, \theta^S)$ , because  $\mathbb{P}(y_k^S | \omega_k^S, \omega_k^R, \theta^S) = 1$  and  $\mathbb{P}(y_k^S | \omega_{-k}^S, \omega_k^R, \theta^S) = 0$ . Similarly  $\mathbb{P}(y_k^S | \omega_{-k}^R, \theta^S) = 1 - \mathbb{G}(\omega_{-k}^R, \theta^S)$ . By assumption, we have that  $\mathbb{G}(\omega^R, A) > \mathbb{G}(\omega^R, M)$  for all  $\omega^R \in \Omega^R$ . Hence  $\mathbb{G}(\omega_k^R, A) > \mathbb{G}(\omega_k^R, M)$  and  $1 - \mathbb{G}(\omega_{-k}^R, M) > 1 - \mathbb{G}(\omega_{-k}^R, A)$ . Hence

$$\frac{\mathbb{P}(y_k^S | \omega_k^R, A)}{\mathbb{P}(y_k^S | \omega_{-k}^R, A)} = \frac{\mathbb{G}(\omega_k^R, A)}{1 - \mathbb{G}(\omega_{-k}^R, A)} > \frac{\mathbb{G}(\omega_k^R, M)}{1 - \mathbb{G}(\omega_{-k}^R, M)} = \frac{\mathbb{P}(y_k^S | \omega_k^R, M)}{\mathbb{P}(y_k^S | \omega_{-k}^R, M)}, \quad (21)$$

and using implication 17,

$$\mathbb{P}(\omega_k^R | y_k^S, A) > \mathbb{P}(\omega_k^R | y_k^S) > \mathbb{P}(\omega_k^R | y_k^S, M) \quad (22)$$

which proves parts (i) and (ii) in terms for preference-based trust. Next, note that

$$\mathbb{P}(\omega_k^R | y_k^S, \theta^S) = \frac{\frac{\mathbb{P}(y_k^S | \omega_k^R, \theta^S)}{\mathbb{P}(y_k^S | \omega_{-k}^R, \theta^S)}}{1 - \mathbb{P}(\omega_k^R) + \frac{\mathbb{P}(y_k^S | \omega_k^R, \theta^S)}{\mathbb{P}(y_k^S | \omega_{-k}^R, \theta^S)} \mathbb{P}(\omega_k^R)} \mathbb{P}(\omega_k^R), \quad (23)$$

so that

$$\mathbb{P}(\omega_k^R | y_k^S, \theta^S) < \mathbb{P}(\omega_k^R) \iff \mathbb{G}(\omega_k^R, \theta^S) < 1 - \mathbb{G}(\omega_{-k}^R, \theta^S)$$

which proves part (iii) for preference-based trust.

Next, I consider competence-based trust. If  $\mathbb{P}$  satisfies the competence-based trust assumptions, then using 19 and 20, we have  $\mathbb{P}(y_k^S | \omega_k^R, \theta^S) = \mathbb{P}(y_k^S | \omega_k^S, \omega_k^R, \theta^S) = \mathbb{P}(y_k^S | \omega_k^S, \theta^S)$

and  $\mathbb{P}(y_k^S | \omega_{-k}^R, \theta^S) = \mathbb{P}(y_k^S | \omega_{-k}^S, \omega_{-k}^R, \theta^S) = \mathbb{P}(y_k^S | \omega_{-k}^S, \theta^S)$ . Hence

$$\frac{\mathbb{P}(y_k^S | \omega_k^R, A)}{\mathbb{P}(y_k^S | \omega_{-k}^R, A)} = \frac{\mathbb{P}(y_k^S | \omega_k^S, A)}{\mathbb{P}(y_k^S | \omega_{-k}^S, A)} > \frac{\mathbb{P}(y_k^S | \omega_k^S, M)}{\mathbb{P}(y_k^S | \omega_{-k}^S, M)} = \frac{\mathbb{P}(y_k^S | \omega_k^R, M)}{\mathbb{P}(y_k^S | \omega_{-k}^R, M)}, \quad (24)$$

where the inequality follows by the assumption that  $A$  is more competent than  $M$ . As in the case of preference-based trust, condition 22 then follows by 18 and 17, which proves that parts(i) and (ii) for competence-based trust. To see that backlash cannot be triggered in the competence-based trust model, note that, from 23, backlash requires

$$\frac{\mathbb{P}(y_k^S | \omega_k^R, \theta^S)}{\mathbb{P}(y_k^S | \omega_{-k}^R, \theta^S)} < 1,$$

that is,

$$\frac{\mathbb{P}(y_k^S | \omega_k^S, \theta^S)}{\mathbb{P}(y_k^S | \omega_{-k}^S, \theta^S)} < 1,$$

which contradicts the sign assumption on  $\mathcal{I}(y_k^S, \theta^S)$ . Hence, part (iii) holds, by contradiction, also for competence-based trust. ■

**Proof of Proposition 2** Fix  $k \in \{0, 1\}$  and assume  $\pi_k^S(\omega_k) > \hat{\pi}(\omega_k)$ . Let  $\nu_k, \bar{\nu}_k \in \Delta(\Omega)$  be the receiver's rational posterior beliefs after messages  $(\pi_k^S, G)$  and  $(\pi_k^S, \bar{G})$  respectively. Let  $\tilde{\nu}_k$  and  $\tilde{\bar{\nu}}_k$  denote the distorted versions of these beliefs, respectively.

Consider updating after message  $(\pi_k^S, \bar{G})$  first. Condition  $\pi_k^S(\omega_k) > \hat{\pi}(\omega_k)$  implies

$$\pi^{\bar{G}}(\omega_k) > \hat{\pi}(\omega_k) = \pi^G(\omega_k)$$

by the assumption on how communication affects reference beliefs, Assumption 2. But then, by Remark 2, it holds that  $\tilde{\bar{\nu}}_k(\omega_k) < \bar{\nu}_k(\omega_k)$ . Finally, because the sender type and the state are independent, it has  $\bar{\nu}_k(\omega_k) = \nu_k(\omega_k)$ , which yields

$$\tilde{\bar{\nu}}_k(\omega_k) < \nu_k(\omega_k).$$

Finally note that  $\nu_k$  is the posterior also after message  $(\pi_k^S, \emptyset)$ , because, by Assumption 1,  $\chi(\emptyset) = 0$ . This proves part (i). As for part (ii), recall that

$$\tilde{\bar{\nu}}_k(\omega) \propto \bar{\nu}_k(\omega) \left( \frac{\hat{\pi}(\omega)}{\pi_k^S(\omega)} \right)^{\frac{\chi}{1-2\chi}} \quad \forall \omega \in \Omega. \quad (25)$$

Note that, because  $\pi_k^S(\omega_k) > \hat{\pi}(\omega_k)$ ,  $\left( \frac{\hat{\pi}(\omega_k)}{\pi_k^S(\omega_k)} \right)^{\frac{\chi}{1-2\chi}} \rightarrow 0$  and  $\left( \frac{\hat{\pi}(\omega_{-k})}{\pi_k^S(\omega_{-k})} \right)^{\frac{\chi}{1-2\chi}} \rightarrow \infty$  as  $\chi \rightarrow \frac{1}{2}$ . Because the normalization constant is also continuous in  $\chi$ , this implies that  $\tilde{\bar{\nu}}_k(\omega_k) \rightarrow 0$  as

$\chi \rightarrow \frac{1}{2}$ , provided that  $\bar{\nu}_k$  is full support, a restriction that is imposed. Moreover,  $\tilde{\nu}_k(\omega_k) = \bar{\nu}_k(\omega)$  if  $\chi = 0$ . Next, recall that it must be that  $\bar{\nu}_k(\omega_k) = \nu_k(\omega_k) \geq \pi(\omega_k)$ , by the assumptions of no rational backlash and no rational spillovers. If  $\pi(\omega_k) \in (0, 1)$ , so that the receiver's prior is full support as imposed by assumption,  $\tilde{\nu}_k(\omega)$  is continuous and strictly increasing in  $\chi$ ; then there must exist  $\chi_k^* \in (0, \frac{1}{2})$  such that  $\tilde{\nu}_k(\omega) = \pi(\omega_k)$  by the intermediate value theorem. Strict monotonicity implies that  $\chi_k^*$  is unique, and that backlash occurs if  $\chi(\bar{G}) > \chi_k^*$ . Finally, for part (iii), note that after  $(\pi_k^S, G)$ ,  $\chi = \chi(G) = 0$ , because the receiver perceives no threats when the sender is culturally aligned. Hence,  $\tilde{\nu}_k(\omega) = \nu_k(\omega)$ , which completes the proof. ■

**Proof of Proposition 3** I start by proving part (ii). Fix  $m \in \mathcal{M}$ , and a platform  $q^B \in \mathbb{R}^2$ . Let  $\tilde{\nu}_m^{SP}, \tilde{\nu}_m^{SC} \in \Delta(\Omega)$  be the distorted beliefs of groups  $SP$  and  $SC$  after observing  $m$ . First, I show that if  $q^A \in \mathbb{R}^2$  is a best response to  $q^B$  then

$$\mathbb{E}_{\tilde{\nu}_m^{SP}}[U^{SP}(q^A)] - \mathbb{E}_{\tilde{\nu}_m^{SP}}[U^{SP}(q^B)] \neq \mathbb{E}_{\tilde{\nu}_m^{SC}}[U^{SC}(q^A)] - \mathbb{E}_{\tilde{\nu}_m^{SC}}[U^{SC}(q^B)]. \quad (26)$$

Assume per contra that  $\mathbb{E}_{\tilde{\nu}_m^{SP}}[U^{SP}(q^A)] - \mathbb{E}_{\tilde{\nu}_m^{SP}}[U^{SP}(q^B)] = \mathbb{E}_{\tilde{\nu}_m^{SC}}[U^{SC}(q^A)] - \mathbb{E}_{\tilde{\nu}_m^{SC}}[U^{SC}(q^B)]$ . Note that  $V_m^A(q^A, q^B)$  is continuous in its arguments, but not differentiable at  $(q^A, q^B)$ . The right derivative at  $(q^A, q^B)$  with respect to  $x^A$  exists and is

$$\frac{(x^{SP} - x^A)\alpha + (x^{SC} - x^A)(1 - \alpha)}{\phi}.$$

The left derivative at  $(q^A, q^B)$  with respect to  $x^A$  also exists and is

$$\frac{(x^{SP} - x^A)(1 - \beta) + (x^{SC} - x^A)\beta}{\phi}.$$

The difference between the right and left derivative is therefore

$$(\alpha + \beta - 1)(x^{SP} - x^{SC}) > 0,$$

where the inequality follows from  $\alpha > 1 - \beta$ , which is implied by  $u'' < 0$ , the fact that rents are constant sum, and  $x^{SP} - x^{SC} > 0$  by assumption. But this contradicts the assumption that  $q^A$  is a best response to  $q^B$ .

Hence, if  $q^A$  is a best response to  $q^B$ , 26 must hold. This implies that if  $q^A$  is a best response to  $q^B$ , then  $q^A \neq q^B$ . Next, note that  $V_m^A(q^A, q^B)$  is differentiable at all points that satisfy 26 and that, at such points, the second order condition holds. Hence, for  $q^A$  to be a best response to  $q^B$ , it must satisfy the first-order condition. I now show that at most two points satisfy the first-order condition. If  $\mathbb{E}_{\tilde{\nu}_m^{SP}}[U^{SP}(q^A)] - \mathbb{E}_{\tilde{\nu}_m^{SP}}[U^{SP}(q^B)] >$

$\mathbb{E}_{\tilde{\nu}_m^{SC}}[U^{SC}(q^A)] - \mathbb{E}_{\tilde{\nu}_m^{SC}}[U^{SC}(q^B)]$ , then the first derivative of  $V_m^A(q^A, q^B)$  with respect to  $x^A$  is  $\frac{(x^{SP} - x^A)\alpha + (x^{SC} - x^A)(1-\alpha)}{\phi}$  and the first derivative of  $V_m^A(q^A, q^B)$  with respect to  $y^A$  is  $\frac{(\tilde{\nu}_m^{SP}(1) - y^A)\alpha + (\tilde{\nu}_m^{SC}(1) - y^A)(1-\alpha)}{\phi}$ , so that  $q^A$  satisfies the first order condition if and only if  $q^A = q_m^{SP}$ . Following analogous steps, it can be shown that if  $\mathbb{E}_{\tilde{\nu}_m^{SP}}[U^{SP}(q^A)] - \mathbb{E}_{\tilde{\nu}_m^{SP}}[U^{SP}(q^B)] < \mathbb{E}_{\tilde{\nu}_m^{SC}}[U^{SC}(q^A)] - \mathbb{E}_{\tilde{\nu}_m^{SC}}[U^{SC}(q^B)]$ , then  $q^A$  satisfies the first order condition if and only if  $q^A = q_m^{SC}$ . This means that after message  $m$  only  $q_m^{SC}$  and  $q_m^{SP}$  can ever be best responses to some platforms. Hence the only possible pure-strategy equilibria of the stage game arising after  $m$  are  $(q_m^{SC}, q_m^{SP})$  and  $(q_m^{SP}, q_m^{SC})$ . Because  $V_m^p$  is a continuous and the set of rationalizable platforms is compact and nonempty, a best response always exists, by the extreme value theorem. Hence  $q_m^{SC}$  must be the best response to  $q_m^{SP}$  and  $q_m^{SP}$  must be a best response to  $q_m^{SC}$ , which proves that  $(q_m^{SC}, q_m^{SP})$  and  $(q_m^{SP}, q_m^{SC})$  are pure-strategy equilibria. This proves part (ii). Note that it is also immediate to check that, because  $\alpha > 1 - \beta$ , it holds that  $\mathbb{E}_{\tilde{\nu}_m^{SP}}[U^{SP}(q_m^{SP})] - \mathbb{E}_{\tilde{\nu}_m^{SP}}[U^{SP}(q_m^{SC})] > \mathbb{E}_{\tilde{\nu}_m^{SC}}[U^{SC}(q_m^{SP})] - \mathbb{E}_{\tilde{\nu}_m^{SC}}[U^{SC}(q_m^{SC})]$ .

Next, for part (iii), fix  $m \in \mathcal{M}$  and the associated equilibrium platforms  $q_m^{SP}$  and  $q_m^{SC}$ . Note that for  $p = A, B$ , it holds

$$V_m^p(q_m^{SP}, q_m^{SC}) = V_m^p(q_m^{SC}, q_m^{SP}) = \frac{1}{2} + \frac{\|q_m^{SC} - q_m^{SP}\|^2}{2\phi}. \quad (27)$$

Hence, for  $m', m \in \mathcal{M}$ , the following holds about the expected equilibrium payoff in the subgames reached after  $m'$  and  $m$ ,

$$V_{m'}^p(q_{m'}^{SP}, q_{m'}^{SC}) - V_m^p(q_m^{SP}, q_m^{SC}) = \frac{(\tilde{\nu}_{m'}^{SP}(1) - \tilde{\nu}_{m'}^{SC}(1))^2 - (\tilde{\nu}_m^{SP}(1) - \tilde{\nu}_m^{SC}(1))^2}{2\phi}, \quad (28)$$

which proves part (iii).

Finally, to see why part (i) holds, note that from 27 and 28 it must hold that

$$m^* \in \arg \max_{m \in \mathcal{M}} (\tilde{\nu}_m^{SP}(1) - \tilde{\nu}_m^{SC}(1))^2,$$

but from Remark 3,

$$\arg \max_{m \in \mathcal{M}} (\tilde{\nu}_m^{SP}(1) - \tilde{\nu}_m^{SC}(1))^2 = \arg \max_{m \in \{\pi_0^S, \pi_1^S\} \times \{SP, SC\}} (\tilde{\nu}_m^{SP}(1) - \tilde{\nu}_m^{SC}(1))^2$$

which proves part (i).

## C Slanted Media and Multidimensional Disagreement

Two media outlets,  $m = A, B$ , compete to serve a market with two equally-sized consumer groups, socially conservative and socially progressive ( $i = SP, SC$ ). Each consumer group  $i$  is represented by a vector  $x^i \in \{0, 1\}^K$  of their positions on  $K > 1$  policy issues. Socially conservative voters and socially progressive voters have opposite views on  $S > 0$  policy issues,  $S < K$ , while they could agree or disagree on the remaining  $E = K - S$  economic policy issues.

The media outlets are profit-maximizing companies, with profits  $\pi(p^m, N^m) = p^m N^m$ , determined by the number of subscriber consumer groups  $N^m$  and the price  $p^m$  charged to subscribers. For simplicity, I assume that each media outlet can only choose between two subscription prices,  $p^H$  and  $p^L$ , with  $p^H > p^L > 0$ , which guarantees that a pure strategy Nash equilibrium of the price setting stage exists. In addition to setting prices, the two outlets can also choose their bias  $b^m \in [0, 1]^K$ , namely how they position themselves on the  $K$ -dimensional policy space. For each social policy issue  $k$ , values of  $b_k$  less than  $\frac{1}{2}$  indicate a conservative slant, while values greater than  $\frac{1}{2}$  indicate a progressive slant. For instance,  $b^k$  can be interpreted as the share of news or stories from outlet  $m$  that benefit progressives.

Each consumer subscribes to one and only one media outlet, based on the subscription price and the alignment between the media outlet and her political views. In particular, a consumer of type  $i = SP, SC$  will consume from media outlet  $m$  if

$$p^m + c\|x^i - b^m\|^2 < p^{-m} + c\|x^i - b^{-m}\|^2 \quad (29)$$

for  $c > 0$  and I assume that one cultural group is indifferent between the two outlets, half will subscribe to  $A$  and half to  $B$ . Consumer preferences for like-minded media are not uncommon in the literature on media competition (for a review, see, for instance [Gentzkow et al., 2015](#)). It plays a central role, for instance, in the seminal model by [Mullainathan and Shleifer \(2005\)](#).

The timing of the game is as follows. First, the media outlets choose simultaneously  $b^A$  and  $b^B$ . Second, they simultaneously set  $p^A$  and  $p^B$ . Finally, consumers make their subscription decisions, and media profits are earned.

We make the following assumption that guarantees that the competitors have an incentive to cut prices if doing so attracts more than one type of consumer.

**Assumption 4** *Undercutting incentives exist at low differentiation levels:  $p^H < \frac{3}{2}p^L$ .*

How do media outlets' profits depend on  $D \in S, S + 1, \dots, K$ , the number of policy issues the two consumer groups disagree about? The following proposition captures the intuitive

but sensible intuition of this simple model. When there are multiple equilibria, I focus on subgame perfect nash equilibria that yield the highest profits to the two media outlets, and where only pure strategies are used on the equilibrium path.<sup>37</sup>

**Proposition C.1** *The equilibrium profits of both media outlets are weakly increasing in  $D$ , the number of policy issues the two cultural groups disagree about. In particular, if  $S < \frac{p^H - p^L}{c}$ , both outlets's profits reach their maximum (minimum) equilibrium level if socially progressive and socially conservative consumers disagree on  $D_E > (<) \frac{p^H - p^L}{c} - S$  economic issues.*

The proposition tells us that both media outlets weakly benefit when the cultural groups are also divided on economic issues. In particular, when  $D_E < \frac{p^H - p^L}{c} - S$ , the competing outlets benefit if disagreement propagates from cultural to economic issues, raising  $D_E$  above  $\frac{p^H - p^L}{c} - S$ . The intuition is the following. When the market is divided between two consumer groups that disagree on economic and cultural issues, media outlets can reduce their undercutting incentives by tailoring their content to opposite-minded consumers, for which the two outlets are not substitutes. This allows them to charge a high price  $p^H$  in equilibrium. If, instead, the groups share many policy views in common, outlets have little room for differentiation, and charging  $p^H$  becomes unfeasible.

First, note that if  $x_k^{SP} = x_k^{SC}$  for some  $k$ , then in the slant decision stage, it must hold that  $x_k^A = x_k^B = x_k^{SP}$ . Second, it can be shown that in equilibrium it has  $p^A = p^B$ , with each  $m$  earning  $p_k^m$  profits. But both parties would be better off playing  $(p^H, p^H)$  than  $(p^L, p^L)$ . So, when can  $(p^H, p^H)$  be the equilibrium prices? Given Assumption 4, it must be that cutting  $p^m$  to  $p^L$  does not attract more consumers, raising profits from  $p^H$  to  $2p^L$ . As consumers' subscription decisions follow 29, this happens if

$$\frac{p^H - p^L}{c} < \|x^i - b^m\|^2 - \|x^i - b^{-m}\|^2 \quad (30)$$

for all  $m \in \{A, B\}$  and  $i \in \{SP, SC\}$  such that  $\|x^i - b^m\|^2 - \|x^i - b^{-m}\|^2 \geq 0$ . Given the focus on equilibria that maximize media profits (which, as I argued, must be equal in equilibrium), one can focus on equilibrium slant decisions that make condition 30 hold, that is, that make the term on the left-hand side the largest. It is easy to show that these slant decisions are  $b^m = x^{SP}$  and  $b^{-m} = x^{SC}$  for some  $m \in \{A, B\}$ . In other words, by choosing slants equal to the policy positions of opposite voters' groups, the two outlets have the best chance to reduce undercutting incentives enough to keep prices high. Note that this yields

---

<sup>37</sup>Allowing for mixed strategies off the equilibrium path guarantees equilibrium existence in all price-decision subgames.

the following form of condition 30,

$$\frac{p^H - p^L}{c} < \|x^{SP} - x^{SC}\|^2 = D$$

or, otherwise written,

$$D_E > \frac{p^H - p^L}{c} - S,$$

which amounts to requiring that socially progressive and socially conservative voters disagree on at least  $\frac{p^H - p^L}{c} - S$  policy topics.

In summary, similarly to the case of competing politicians, profit-maximizing media outlets can benefit if disagreement spreads from cultural to economic domains, inducing a correlation between cultural and economic stances. The more issues socially conservative and socially progressive voters disagree about, the more effective the media outlets will be in segmenting the market by differentiating their slant choices. As noted by [d'Aspremont et al. \(1979\)](#), in turn, differentiation increases the market power of media outlets in their respective segments.

**Proof of Proposition C.1** The solution concept used is SPNE, and, as specified, I focus on equilibria with only pure strategies played on the equilibrium path. By [Nash \(1950\)](#), every price-setting subgame admits an equilibrium. The proof then proceeds as follows. First, I show that any price pair different from  $(p^H, p^H)$  or  $(p^L, p^L)$  cannot represent the equilibrium choices of the two outlets on the pure-strategy equilibrium path, and that the on-path equilibrium profits of outlet  $m \in \{A, B\}$  must be in  $\{p^H, p^L\}$ . Second, I show that prices  $(p^H, p^H)$  are sustained in equilibrium only for large enough  $D$ .

The first step of the proof is to show that if the media outlets start the second stage with  $b^A = b^B$ , then it must be  $p^A = p^B = p^L$  and  $\pi^A = \pi^B = p^L$  in the price-setting stage. To see this, I show that if  $b^A = b^B$  then  $p^H$  is dominated by  $p^L$  in the second stage. Let  $p^m = p^H$  for some  $m \in \{A, B\}$ , and consider the incentive of media outlet  $-m$ . If  $-m$  chooses  $p^H$ , both firms obtain profits  $p^H$ . If  $-m$  chooses  $p^L$ , it obtains instead  $\pi^{-m} = 2p^L$ , while firm  $m$  obtains  $\pi^m = 0$ . But  $2p^L > p^H$  by the Assumption 4, so firm  $-m$  has the incentive to deviate to  $p^L$ . Now consider the incentives of outlet  $-m$  when  $p^m = p^L$ . By playing  $p^H$ , firm  $-m$  obtains profits  $\pi^{-m} = 0$ , while by playing  $p^L$ , firm  $-m$  obtains profits  $\pi^{-m} = p^L$ . Hence, if  $b^A = b^B$  it must be  $p^A = p^B = p^L$ , and  $\pi^A = \pi^B = p^L$ .

The next step is to show that, on the equilibrium path, it must be  $\pi^m \geq p^L$  for  $m = A, B$ . To see this, imagine that there exists an equilibrium such that  $\pi^m < p^L$  on the equilibrium path for some  $m \in \{A, B\}$ . Then, on the equilibrium path, it must be  $b^m \neq b^{-m}$  by the first step of this proof. But then  $m$ , has a profitable deviation: by imitating the slant choice  $b^{-m}$

of the competitor, setting  $b^m = b^{-m}$ ,  $m$ 's profits increase to  $p^L$ . Hence it must be that on the equilibrium path  $\pi^m \geq p^L$  for  $m = A, B$ . Note that, in turn, this implies  $\pi^m \leq p^H$  for  $m = A, B$  on the equilibrium path.

Price pairs such that  $p^A \neq p^B$  can be ruled out from the equilibrium path. In particular, assume it has  $p^A > p^B$  on the equilibrium path of some equilibrium. Because  $\pi^m \geq p^L$  for  $m = A, B$  on the pure-strategy equilibrium path, it must be  $\pi^A, \pi^B \in \{p^H, p^L\}$ . Hence it holds either that (i)  $A$  is selling to one consumer group, while  $B$  is selling to the other consumer group; or (ii) both consumer groups are indifferent.

If (i), then it must also hold that

$$\|x^i - b^B\|^2 - \|x^i - b^A\|^2 \geq 0 \quad (31)$$

for  $i = SP, SC$ , and  $b^A$  and  $b^B$  are the slant levels played in the first stage of the equilibrium. If 31 did not hold,  $B$  would have an incentive to change price to  $p^H$ , earning at least  $p^H$ . Note that condition 31 must hold with strict inequality for the consumer group  $i^A$  that subscribes to  $A$ . If condition 31 holds with strict inequality also for the other group,  $i^B$ , then  $A$  profits from cutting price from  $p^H$  to  $p^L$ , earning profits of  $2p^L > p^H$ , which is a contradiction. If instead the condition holds with equality for the consumer group that subscribes to  $B$ , then because of our assumption that  $p^H < \frac{3}{2}p^L$ , outlet  $A$  has the incentive to cut its price to  $p^L$ , again yielding a contradiction.

If instead, it is case (ii), so that consumer groups are indifferent between  $A$  and  $B$  when the prices charged are  $p^A = p^H$  and  $p^B = p^L$ , then, it is easy to see that  $A$  benefits from deviating to  $p^A = p^L$ , which yields profits  $2p^L > p^H$ . Hence,  $(p^A, p^B) \notin \{(p^H, p^L), (p^L, p^H)\}$  on the equilibrium path. As a consequence, in equilibria where pure strategies are played on the equilibrium path, profits can only be  $(p^H, p^H)$  or  $(p^L, p^L)$ .

Next, I show that media outlets can, in equilibrium, offer different slant levels only on issues that are objects of disagreement between different consumer groups. I show that, for all  $k$  such that  $x_k^{SP} = x_k^{SC}$ , on the equilibrium path it must be that  $b_k^A = b_k^B = x_k^{SP}$ . Assume that there is an equilibrium such that  $\exists \hat{k}$  and  $m \in \{A, B\}$  such that  $x_{\hat{k}}^{SP} = x_{\hat{k}}^{SC}$  and  $b_{\hat{k}}^m \neq x_{\hat{k}}^{SP}$ . Fix such  $\hat{k}$  and  $m$ . Recall that on the equilibrium path it must be that  $\pi^{-m} \leq p^H$ . I show that there is a slant choice by  $-m$  that yields  $\pi^{-m} > p^H$  in the subsequent price-setting subgame. Consider  $-m$  slant choice  $\hat{b}^{-m}$  leading such that  $b_k^{-m} = b_k^m$  for all  $k \neq \hat{k}$  and  $\hat{b}_{\hat{k}}^{-m} = x_{\hat{k}}^{SP}$ . It is easy to see that, with this deviation,  $-m$  secures profits larger than  $p^H$  in the price setting stage. In particular, by setting price  $p^{-m} = p^L$  after the deviation,  $-m$  secures profits of at least  $2p^L$ .

I now show that an equilibrium in pure strategies on the equilibrium path exists, and show how equilibrium profits depend on  $\|x^{SP} - x^{SC}\|$ . I distinguish between three cases.



First, if

$$\|x^{SP} - x^{SC}\|^2 < \frac{p^H - p^L}{c} \quad (32)$$

then  $(p^H, p^H)$  cannot be on-path equilibrium prices. This too is proven by contradiction. Assume that  $(p^H, p^H)$  are on path equilibrium prices, so that each outlet gets profits  $p^H$ . It must be that on the equilibrium path  $b^A$  and  $b^B$  satisfy

$$\|x^i - b^A\|^2 - \|x^i - b^B\|^2 > \frac{p^H - p^L}{c}.$$

for some  $i \in \{SP, SC\}$ , for otherwise  $A$  would have an incentive to cut price to  $p^L$ . Recall that I have proved that  $b^A$  and  $b^A$  differ in equilibrium only for issues  $k$  where  $SP$  and  $SC$  disagree, so

$$\|x^{SP} - x^{SC}\|^2 \geq \|x^i - b^A\|^2 - \|x^i - b^B\|^2$$

so, combining the above two conditions one obtains

$$\|x^{SP} - x^{SC}\|^2 > \frac{p^H - p^L}{c} \quad (33)$$

which contradicts my Assumption 32 above.

Instead, under Assumption 32,  $(p_L, p_L)$  is sustained on the equilibrium path. To see this, consider slant choices  $b^A = x^{SP}$  and  $b^B = x^{SC}$ . It is immediate to see that  $(p_L, p_L)$  is the unique pure strategy equilibrium of the subgame arising after these slant choices.

To see that  $(x^{SP}, x^{SC})$  and  $(p^L, p^L)$  are slant choices arising on the equilibrium path of some SPNE, I consider any deviation  $\hat{b}^A \neq x^{SP}$  in the slant choice stage and show that there exists a Nash equilibrium of the corresponding price-setting subgame where  $A$  makes profits weakly below  $p^L$ . I distinguish four cases.

**Case 1.** Let  $\hat{b}^A = x^{SC}$ . Then  $(p^L, p^L)$  is an equilibrium of the price-setting game. In this subgame equilibrium,  $A$  does not earn more than on the candidate equilibrium path.

**Case 2.** Let  $\hat{b}^A \neq x^{SC}$  and  $\|x^{SP} - x^{SC}\|^2 - \|x^{SP} - \hat{b}^A\|^2 < 0$ . Let us consider  $A$ 's profits under all possible price combinations. If  $p^A \geq p^B$ ,  $A$  earns 0 profits, while  $B$  earns profits  $2p^B$ . If  $p^A < p^B$ , then  $A$ 's profits are an element of  $\{0, \frac{p^L}{2}, p^L, \frac{3p^L}{2}, 2p^L\}$ . If  $A$ 's profits are in  $\{0, \frac{p^L}{2}\}$ , then  $A$  is earning less than  $p^L$  for all combinations of prices that can arise in the subgame reached after the deviation. Hence  $A$  must earn less than  $p^L$  in any pure or mixed strategy Nash equilibrium of the subgame. If instead  $A$ 's profits are in  $\{p^L, \frac{3p^L}{2}, 2p^L\}$  when  $p^A < p^B$ , then  $B$ 's profits must be strictly lower than  $2p^L$  when  $p^A < p^B$ , in which case,  $B$  has incentive to set  $p^B = p^L$  if  $p^A = p^L$ . Hence,  $(p^L, p^L)$  is a Nash equilibrium of the subgame reached after the deviation, and, in this equilibrium,  $A$  obtains 0 profits.

**Case 3** Let  $\hat{b}^A \neq x^{SC}$  and  $\|x^{SP} - x^{SC}\|^2 - \|x^{SP} - \hat{b}^A\|^2 = 0$ . In the subgame reached after the deviation,  $A$  obtains profits  $\frac{p^A}{2}$  if  $p^A = p^B$ , and profits equal to 0 if  $p^A > p^B$ , while  $B$  obtains profits  $\frac{3p^B}{2}$  if  $p^A = p^B$ , and profits equal to  $2p^L$  if  $p^A > p^B$ . If  $p^A < p^B$ , then  $A$ 's profits are an element of  $\{p^L, \frac{3p^L}{2}, 2p^L\}$ . There are two different cases. If  $A$  obtains profits  $p^L$  when  $p^A < p^B$ , then the outlet obtains profits weakly below  $p^L$  in every possible price combination arising after the deviation to  $\hat{b}^A$ . In such case,  $A$  must learn less than  $p^L$  in any pure or mixed strategy Nash equilibrium of the subgame. If instead  $A$ 's profits are in  $\{\frac{3p^L}{2}, 2p^L\}$ , then  $B$ 's profits must be in  $\{0, \frac{p^H}{2}\}$ . Because both realizations are below  $\frac{3p^L}{2}$ ,  $(p^L, p^L)$  is a Nash Equilibrium of the subgame reached after the deviation. In such equilibrium,  $A$ 's profits are  $\frac{p^L}{2} < p^L$ .

**Case 4** Let  $\hat{b}^A \neq x^{SC}$  and  $\frac{p^H - p^L}{c} > \|x^{SP} - x^{SC}\|^2 - \|x^{SP} - \hat{b}^A\|^2 > 0$ . Note that  $\|x^{SP} - x^{SC}\|^2 - \|x^{SP} - \hat{b}^A\|^2 < \frac{p^H - p^L}{c}$  must hold because  $\|x^{SP} - x^{SC}\|^2 < \frac{p^H - p^L}{c}$  by Assumption 32. In the corresponding subgame,  $m \in \{A, B\}$  earns  $p^m$  if  $p^m = p^{-m}$ . In addition,  $B$  earns  $2p^L$  and  $A$  earns 0 if  $p^B < p^A$ , and  $A$  earns profits in  $\{p^L, \frac{3p^L}{2}, 2p^L\}$  if  $p^B > p^A$ . If  $A$  makes profits  $p^L$  when  $p^B > p^A$ , then  $A$  never makes profits above  $p^L$  after deviation  $\hat{b}^A$ . Hence, it cannot make profits above  $p^L$  in any Nash equilibrium of the subgame. If instead  $A$  earns profits in  $\{\frac{3p^L}{2}, 2p^L\}$  if  $p^B > p^A$ , then  $B$  makes profits in  $\{0, \frac{p^H}{2}\}$  if  $p^B > p^A$ . Because  $2p^L > p^H > 0$ , also in this case  $(p^L, p^L)$  is a Nash equilibrium of the subgame reached after  $A$ 's deviation  $\hat{b}^A$ . In this subgame equilibrium too,  $A$  does not earn more than  $p^L$ .

I have shown that, for every subgame reached after deviation  $\hat{b}^A \neq x^{SP}$ , there is an equilibrium such that  $A$  does not earn more than  $p^L$ . Using the symmetric argument, I can show that for every subgame reached after deviation  $\hat{b}^B \neq x^{SC}$ , there is an equilibrium such that  $B$  does not earn more than  $p^L$ . Hence, slant choices  $(x^{SP}, x^{SC})$  and price choices  $(p^L, p^L)$  are the equilibrium path of a SPNE when Assumption 32 holds. Note that in such equilibrium, profits are  $\pi^A = \pi^B = p^L$ .

Next, I show that if

$$\|x^{SP} - x^{SC}\|^2 > \frac{p^H - p^L}{c} \quad (34)$$

Then there is a SPNE such that slant choices  $(x^{SP}, x^{SC})$  and price choices  $(p^H, p^H)$  are played on the equilibrium path. First, note that condition 34 implies that, if  $b^A = x^{SC}$  and  $b^B = x^{SP}$ , no outlet gains extra consumers by cutting prices from  $p^H$  to  $p^L$ . Hence,  $p^A = p^B = p^H$  and  $\pi^A = \pi^B = p^H$  in the subgame reached after such slant choices.

I follow the same approach as for the reverse inequality 32. In particular, I consider a slant deviation by one of the two players, for instance,  $\hat{b}^A \neq x^{SP}$ , and I construct, for each corresponding (off-path) subgame, an equilibrium where the deviating players (e.g.,  $A$ ) earns less than  $p^H$ .

First note that when the deviation satisfies the conditions of **Case 1**, **Case 2**, **Case 3**, and **Case 4**, we can follow the same steps to construct subgame equilibria where  $A$  earns at most  $p^L < p^H$ . The only difference is that now  $\|x^{SP} - x^{SC}\|^2 - \|x^{SP} - \hat{b}^A\|^2 < \frac{p^H - p^L}{c}$  need not hold, so that we have two additional cases to consider.

**Case 5** Let  $\|x^{SP} - x^{SC}\|^2 - \|x^{SP} - \hat{b}^A\|^2 = \frac{p^H - p^L}{c}$ . In the subgame reached after the deviation, the following holds. If  $p^A = p^B$  then outlet  $m \in \{A, B\}$  gains profits  $p^m$ . If  $p^A > p^B$ , then  $A$  obtains profits  $\frac{p^H}{2}$  and  $B$  obtains profits  $\frac{3}{2}p^L$ . Finally, if  $p^B > p^A$ ,  $A$ 's profits are in the set  $\{p^L, \frac{3}{2}p^L, 2p^L\}$ . Note that if  $A$  gains  $p^L$  when  $p^B > p^A$ , then the game admits no pure strategy equilibrium. But note that by playing  $p^L$  outlet  $A$  obtains profits  $p^L$  regardless of the price set by  $B$ . Hence, in the mixed strategy equilibrium, the expected profits obtained by  $A$  in the subgame must be  $p^L$ , strictly lower than  $p^H$ . Next, if  $A$  gains  $\frac{3p^H}{2}$  when  $p^B > p^A$ , then  $(p^L, p^L)$  is a Nash equilibrium of the subgame, where  $A$  earns  $p^L < p^H$ . Finally, if  $A$  gains  $2p^L$  when  $p^B > p^A$ , then  $(p^L, p^L)$  is a Nash equilibrium of the subgame, where  $A$  earns  $p^L < p^H$ .

**Case 6** Let  $\|x^{SP} - x^{SC}\|^2 - \|x^{SP} - \hat{b}^A\|^2 > \frac{p^H - p^L}{c}$ . In the subgame reached after the deviation, the following holds. If  $p^A = p^B$  then outlet  $m \in \{A, B\}$  gains profits  $p^m$ . If  $p^A > p^B$ , then  $A$  obtains profits  $p^H$  and  $B$  obtains profits  $p^L$ . Finally, if  $p^B > p^A$ ,  $A$ 's profits are in the set  $\{p^L, \frac{3}{2}p^L, 2p^L\}$ . If  $A$  gains  $p^L$  when  $p^B > p^A$ , then  $(p^H, p^H)$  is a Nash equilibrium of the subgame reached after the deviation. In such a Nash equilibrium,  $A$  does not earn more than  $p^H$ . If  $A$  gains  $\frac{3p^L}{2}$  when  $p^B > p^A$ , then the game does not admit any pure strategy Nash equilibrium (but will admit a mixed strategy Nash equilibrium). Note that if  $A$  plays  $p^H$ , it earns  $p^H$  regardless of what  $B$  plays. Hence, in the mixed strategy equilibrium,  $A$  obtains expected profits  $p^H$ . Finally, note that if  $A$  gains  $2p^L$  when  $p^B > p^A$ , then there are no pure strategy equilibria for the game. As in the previous case, because  $A$  obtains  $p^H$  with certainty by playing  $p^H$ , it must be that in the mixed strategy equilibrium  $A$  earns an expected profit of  $p^H$ .

I have shown that, for every subgame reached after deviation  $\hat{b}^A \neq x^{SP}$ , there is an equilibrium such that  $A$  does not earn more than  $p^H$ . Using the symmetric argument, I can show that for every subgame reached after deviation  $\hat{b}^B \neq x^{SC}$ , there is an equilibrium such that  $B$  does not earn more than  $p^H$ . Hence, slant choices  $(x^{SP}, x^{SC})$  and price choices  $(p^H, p^H)$  are the equilibrium path of a SPNE when Assumption 34 holds. Note that in such equilibrium, profits are  $\pi^A = \pi^B = p^H$ .

Finally, it remains to consider the case

$$\|x^{SP} - x^{SC}\|^2 = \frac{p^H - p^L}{c}. \quad (35)$$

Consider the subgame reached after slant choices  $(x^{SP}, x^{SC})$ . By the assumption that  $\frac{3}{2}p^L > p^H$ , then  $(p^H, p^H)$  is not played on the equilibrium path of any SPNE, because undercutting is profitable after slant choices  $(x^{SP}, x^{SC})$ . Again, the proof is by contradiction. Assume that  $(p^H, p^H)$  are sustained on some equilibrium path. For  $A$  not to have incentive to deviate to  $p^L$ , then on the equilibrium path  $b^A$  and  $b^B$  must be such that

$$\|x^i - b^A\|^2 - \|x^i - b^B\|^2 > \frac{p^H - p^L}{c}.$$

for at least some  $i \in \{SP, SC\}$ . The strict inequality is required because  $\frac{3p^L}{2} > p^H$ . Recall that I have proved that  $b^A$  and  $b^B$  differ in equilibrium only for issues  $k$  where  $SP$  and  $SC$  disagree, so

$$\|x^{SP} - x^{SC}\|^2 \geq \|x^i - b^A\|^2 - \|x^i - b^B\|^2$$

so, combining the above two conditions one obtains

$$\|x^{SP} - x^{SC}\|^2 > \frac{p^H - p^L}{c} \tag{36}$$

which contradicts my Assumption 35 above.

Finally, note that  $\|x^{SP} - x^{SC}\|^2 = S + D_E$ . Hence, I have proven that that outlets' on path profits are at their maximum,  $(p^H, p^H)$ , if  $D > \frac{p^H - p^L}{c} - S$ , while they are at their minimum,  $(p^L, p^L)$ , if  $D < \frac{p^H - p^L}{c} - S$ . ■

## D Voting Model: Campaign Contributions

In this section, I provide an alternative interpretation for the political competition stage of the voting model of section 6. In this alternative interpretation, the party competition stage can be broken down into two steps. In this first step, players, available actions, voter preferences, and timing are defined as in the original version of the model but the interpretation changes. Voters are interpreted as donors. Instead of casting votes, donors decide which party (or candidate) to make their campaign contributions to. When parties propose  $q^A, q^B \in \mathbb{R}^2$  donors in group  $G \in \{SP, SC\}$  contribute to the campaign of  $A$  if and only if

$$\mathbb{E}_{\nu^G}[U^G(q^A)] - \mathbb{E}_{\nu^G}[U^G(q^B)] > \varepsilon.$$

The share  $s^G$  of donor group  $G = SP, SC$  in this context is to be interpreted as the contribution capacity of such group. At the end of the first step, the two parties have collected total campaign funds  $s^A$  and  $s^B$  respectively, aggregating the contributions received from each

group (as votes in the original model, contributions are normalized so that  $s^A + s^B = 1$ ).

In the second step, parties simultaneously invest their contributions in an electoral campaign. In particular, each party  $p$  decides how many campaign funds  $f^p \in [0, s^p]$  to invest in a persuasion technology  $\pi : [0, 1] \rightarrow \mathbb{R}$  that increases their popularity, so that  $\pi(f^p)$  is the popularity of party  $p$  after it invested funds  $f^p$  in the campaign. The campaign has decreasing marginal persuasion returns (net of costs), so that  $\frac{\partial \pi}{\partial f} > 0$  and  $\frac{\partial^2 \pi}{\partial (f)^2} < 0$ . I assume that contributions cannot be reutilized for goals different than the election campaign, so it is always optimal to invest all campaign contributions in the persuasion technology,  $f^p = s^p$ .

At the end of the second step, the election takes place. There is some randomness in voting decisions and counting, so the election outcome depends on both the relative popularity of each party and an electoral shock  $\eta \sim [-\psi, \psi]$  in favor of party  $B$ , where  $\psi > \pi(1) - \pi(0) > 0$ . In particular, party  $A$  will win if and only if

$$\pi(f^A) - \pi(f^B) > \eta.$$

The winner of the election obtains a rent  $W > 0$ , while the party that loses has a rent  $L = 0$ .

Because of the assumption that the contributions can only be invested in the campaign, in the second stage, each party  $p$  chooses  $f^p = s^p$ . Hence, the expected payoff of the party  $p$  after contributions  $s^A, s^B = 1 - s^A$ , is

$$v(s^p) = \left( \frac{1}{2} + \frac{\pi(s^p) - \pi(1 - s^p)}{2\psi} \right) W \tag{37}$$

which is increasing and strictly concave in  $s^p$ . This formulation is then a specific case of the party competition stage game presented in section 6, where the expected office rent 37 plays the role of the map  $v$  from vote share to utility in the original model.