

# ASiM: Improving Transparency of SRAM-based Analog Compute-in-Memory Research with an Open-Source Simulation Framework

Wenlun Zhang *Graduate Student Member, IEEE*, Shimpei Ando,  
Yung-Chin Chen, and Kentaro Yoshioka *Member, IEEE*,

**Abstract**—SRAM-based Analog Compute-in-Memory (ACiM) demonstrates promising energy efficiency for deep neural network (DNN) processing. Although recent aggressive design strategies have led to successive improvements on efficiency, there is limited discussion regarding the accompanying inference accuracy challenges. Given the growing difficulty in validating ACiM circuits with full-scale DNNs, standardized modeling methodology and open-source inference simulator are urgently needed. This paper presents ASiM, a simulation framework specifically designed to assess inference quality, enabling comparisons of ACiM prototype chips and guiding design decisions. ASiM works as a plug-and-play tool that integrates seamlessly with the PyTorch ecosystem, offering speed and ease of use. Using ASiM, we conducted a comprehensive analysis of how various design factors impact DNN inference. We observed that activation encoding can tolerate certain levels of quantization noise, indicating a substantial potential for bit-parallel scheme to enhance energy efficiency. However, inference accuracy is susceptible to noise, as ACiM circuits typically use limited ADC dynamic range, making even small errors down to 1 LSB significantly deteriorates accuracy. This underscores the need for high design standards, especially for complex DNN models and challenging tasks. In response to these findings, we propose two solutions: Hybrid Compute-in-Memory architecture and majority voting to secure accurate computation of MSB cycles. These approaches improve inference quality while maintaining ACiM's energy efficiency benefits, offering promising pathways toward reliable ACiM deployment in real-world applications. Code is available at <https://github.com/Keio-CSG/ASiM>

**Index Terms**—Compute-in-memory, deep neural network, analog domain, SRAM, inference accuracy, simulation framework.

## I. INTRODUCTION

**D**EEP learning has brought revolutionary changes to a wide range of fields, not only in computer vision and natural language processing but also complex tasks spanning different modalities, delivering state-of-the-art performance. Recent advances have shown a scaling law in deep learning models, where performance consistently improves as the size of the model increases [1]. However, executing these large-scale models in traditional von Neumann architectures leads to substantial energy consumption and latency [2], which pose critical challenges, particularly for edge devices with limited resources. As a solution, Compute-in-Memory (CiM) has emerged as a novel paradigm aimed at overcoming these

limitations by performing computations directly within the memory where data are stored [3]. This approach contrasts with conventional architectures that separate computation and memory units, CiM integrates computational capabilities into the memory itself, reducing data movement and thus substantially lowering energy consumption and latency.

Among the various CiM architectures, Analog CiM (ACiM) emerges as a promising approach to accelerate deep neural network (DNN) computations. Unlike Digital CiM (DCiM), which integrates digital logic within memory arrays, ACiM leverages the intrinsic analog characteristics of memory cells to perform multiply-and-accumulate (MAC) operations in the analog domain [4]. This approach inherently offers higher computational density and energy efficiency. Notably, SRAM-based ACiM has garnered significant attention due to its compatibility with existing CMOS processes. By incorporating capacitors into the SRAM array, the charge-domain SRAM-based CiM achieves high reliability while maintaining impressive energy efficiency [5], inspiring researchers to further push the limits of its performance. In recent years, state-of-the-art ACiM designs have tended to compress input activations and perform MAC operations in a bit-parallel fashion while lowering ADC bit precision to achieve improved energy efficiency [6]–[10].

Despite of successive improvement on energy efficiency of ACiM designs, discussion regarding inference accuracy remains limited. This gap of understanding inference accuracy is particularly concerning by the challenges of validating ACiM circuits, because the massive scale of modern DNNs makes full hardware validation increasingly difficult. A more practical approach is *partial* validation, where researchers measure comprehensive characteristics of ACiM circuits and integrate them into software simulations to evaluate the end-to-end inference accuracy [6], [7], [11], [12]. Although this approach theoretically yields simulation results comparable to full hardware measurements, modeling ACiM circuits presents numerous latent challenges that can lead to misleading accuracy assessments. Moreover, the absence of standardized open-source ACiM simulators hampers reproducing circuit performance and making meaningful comparison across various research groups.

In this paper, we introduce ASiM, an open-source simulation framework for designers to evaluate and compare the inference performance of their ACiM circuits, serving as a tool to guide design decisions and advance ACiM development.

The authors are with the Department of Electronics and Electrical Engineering, Keio University, Kanagawa 223-8522, Japan (e-mail: wenlun\_zhang@keio.jp).

ASiM provides a comprehensive simulation environment that strictly follows SRAM-based ACiM computing rules while incorporating a variety of design factors to assess their effects on DNN inference. Unlike other frameworks, ASiM is a plug-and-play tool that integrates seamlessly into the widely used PyTorch ecosystem, offering speed and ease of use. Moreover, ASiM supports recent design innovations, such as bit-parallel operation, and extends its functionality to attention-based networks like Transformers. Through ASiM, we performed an in-depth analysis and numerical characterization of how various design factors affect inference accuracy in ACiM circuits. The main **findings** are as follows:

- Noise effects of ACiM circuits can severely impact inference accuracy due to the limited ADC dynamic range utilization in practical applications. Our analysis reveals that even minor ADC readout errors of 1 LSB can propagate through the network and cause significant accuracy degradation.
- Inference on more complex tasks, such as ImageNet, is inherently more challenging than on CIFAR-10, requiring higher design standards or adoption of more reliable Hybrid CiM (HCiM) approach.
- While bit-parallel ACiM can tolerate some quantization noise and thus significantly boost ACiM energy efficiency, it is more sensitive to analog noise, necessitating stricter design standards for ACiM circuits.

This paper makes the following **contributions**:

- We developed ASiM, an open-source framework for systematic ACiM accuracy evaluation that integrates with PyTorch and supports modern DNN architectures including Transformers.
- With ASiM, we investigated the impact of key design factors on inference accuracy, and analyze the mechanism of how these factors degrade inference, revealing noise sensitivity issues that are usually overlooked before.
- Building on our findings, we propose practical design guidelines and solutions to improve ACiM inference accuracy, enhancing its practicality for real-world applications.

The remainder of this paper is organized as follows. Section II reviews related works and provides preliminary concepts on ACiM and inference evaluation metrics. Section III describes the detailed implementation and modeling methodology of the ASiM framework. Section IV presents a comprehensive analysis of how each ACiM design factor impacts DNN inference accuracy and highlights fundamental limitations. Section V proposes simple yet effective solutions to improve ACiM inference accuracy. Finally, Section VI concludes the paper.

## II. PRELIMINARIES

### A. Charge Domain ACiM using SRAM

CiM accelerators break down multi-bit matrix multiplications into bit-wise MAC operations [13], as described in Eq. 1:

$$O = \mathbf{x} \cdot \mathbf{w} = \sum_{p=0}^{P-1} \sum_{q=0}^{Q-1} (-1)^k 2^{p+q} \sum_{n=0}^{N-1} x_n[p] w_n[q] \quad (1)$$

Here,  $\mathbf{x}$  and  $\mathbf{w}$  denote the N-dimensional input activation vector and weight vector, respectively, both represented in integer format with bit widths of P and Q. The factor  $k \in \{0, 1\}$  is used to manage negative conditions in 2's complement for each bit-wise MAC cycle. In SRAM-based charge domain ACiM, weight bits are stored directly in memory cells to reduce frequent memory accesses, while activations are continuously refreshed and broadcast across the ACiM array. The resulting dot products (DPs) are temporarily stored in local capacitors; the accumulated charge is then shared or coupled along a compute bit-line (CBL), and the voltage is finally read out using ADCs.

Early version of bit-serial ACiM operates by broadcasting activations bit by bit, causing local capacitors to undergo either a full charge or discharge during each cycle. This effectively decomposes a matrix multiplication of P and Q bits into  $P \times Q$  binary MAC cycles, as shown in Fig. 1(a). Progressing from bit-serial ACiM, the bit-parallel ACiM encodes input activations into y-bit compression via DACs, which allows multi-step DP voltage levels in the local capacitors and reduces the MAC cycles approximately to  $P/y \times Q$  [10], as illustrated in Fig. 1(b). By minimizing the number of MAC cycles, bit-parallel ACiM significantly enhances energy efficiency.

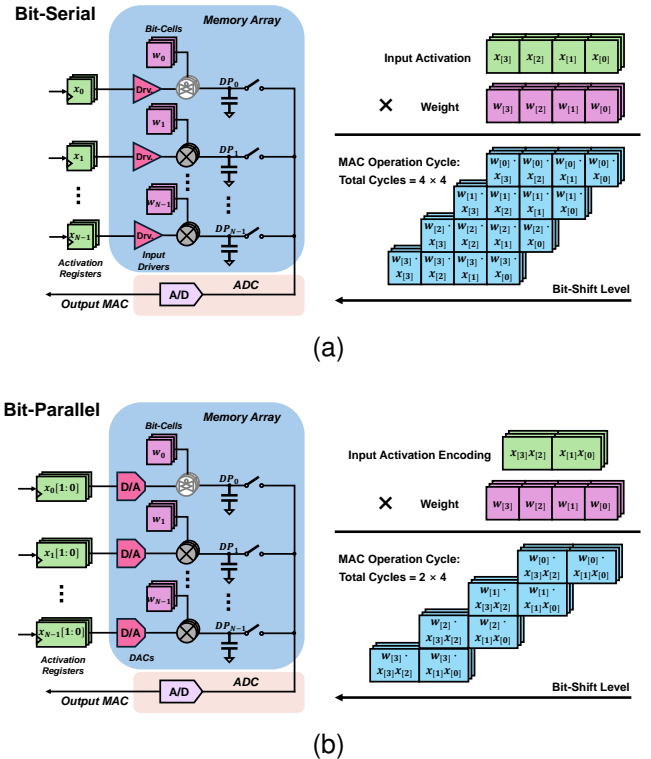


Fig. 1. Fundamental architecture and MAC operation of ACiM. (a) Bit-serial ACiM. (b) Bit-parallel ACiM.

However, compressing more activation bits into a single ADC readout can potentially degrade inference accuracy, as it introduces higher quantization noise than the traditional bit-serial scheme. Additionally, recent designs often reduce ADC precision to achieve maximum energy efficiency, further amplifying quantization noise, which may compromise DNN inference. Under these conditions, the intrinsic non-idealities

of analog computations in ACiM, such as noise and signal distortion, become increasingly problematic. This creates additional complexities in determining optimal design policies. Despite successive advancements in ACiM architectures, there remains a lack of comprehensive analysis on how these factors affect inference accuracy. To fill this critical gap, we have developed ASiM, a comprehensive simulation framework, to analyze these effects and highlight the bottlenecks in charge domain ACiM, providing insights for future ACiM design improvements.

### B. Simulation Frameworks for ACiM

Validating a full DNN inference on a prototype ACiM chip is a challenging task that demands substantial effort. As a result, numerous simulation frameworks have been developed to model ACiM performance across various memory types. These frameworks not only evaluate the performance of fabricated chips but also assist in guiding chip specification decisions before ACiM circuit design begins. Some frameworks focus on circuit-level performance optimization, enabling design space exploration [14]–[16], while others emphasize incorporating non-idealities to assess inference accuracy [17]–[20]. There are also frameworks that employ unique techniques to address both objectives simultaneously [21]. However, most existing frameworks are tailored for non-volatile memories like RRAM and Flash, which operate under different mechanisms and noise characteristics compared to SRAM.

Saikia [22] introduces a modeling approach for inference accuracy in charge-domain SRAM ACiM. However, this model is restricted to a fixed configuration and supports only the ResNet model, limiting its applicability to modern ACiM designs and diverse DNN architectures. Furthermore, the approach uses a specialized setting that clips the ADC quantization range to a narrow range, which is challenging to implement in actual ADCs. As a result, the simulation outputs tend to overestimate inference accuracy, offering limited insights for ACiM design improvements.

In this work, we present a user-friendly simulation framework based on PyTorch, designed to be both general and practical for ACiM designers. Unlike most simulators created for RRAM, where each crossbar weight is modeled as a multi-bit value [20], [23], our ASiM framework aligns with SRAM CiM principles by decomposing computations into binary cycles and analyzing the influence of various design parameters on these MAC values, ensuring compatibility with fabricated circuits. Additionally, ASiM integrates recent advancements in ACiM architecture and machine learning, including bit-parallel operations and support for Transformer models. This enhances its adaptability to a wide range of ACiM hardware configurations and enables detailed performance analysis across different models and tasks.

### C. Evaluation Metrics for Inference Accuracy

To quantitatively assess the accuracy loss when using an ACiM accelerator for DNN inference, rigorous theoretical analysis and evaluation metrics have been established to guide

the circuit design [24]. Among these metrics, the signal-to-quantization noise ratio (SQNR) and compute-signal-to-noise ratio (CSNR) are commonly used to characterize the inference quality of an ACiM chip. SQNR measures the signal-to-noise ratio (SNR) by considering only quantization effects during ACiM processing, while CSNR extends this by factoring in all non-idealities introduced by analog computations. The original definitions of SQNR and CSNR are given in [25] as:

$$SQNR = \frac{\sigma_y^2}{\sigma_{y_i}^2} + \frac{\sigma_y^2}{\sigma_{y_o}^2} \quad (2)$$

$$CSNR = \frac{\sigma_y^2}{\sigma_{y_i}^2} + \frac{\sigma_y^2}{\sigma_{y_o}^2} + \frac{\sigma_y^2}{\sigma_\eta^2} \quad (3)$$

where  $\sigma_y^2$  is the variance of the ideal floating-point output, and  $\sigma_{y_i}^2$  and  $\sigma_{y_o}^2$  represent the variance of the output considering input and output quantization, respectively. For CSNR, the additional term  $\sigma_\eta^2$  accounts for variations caused by analog non-idealities. Jia [26] used randomly generated weight and activation vectors, comparing the post-quantization output to the ideal full-precision output to measure the SQNR of a real device, as described by:

$$\begin{aligned} CSNR(SQNR) &= \frac{P_{Signal}}{P_{Noise}} \\ &= 10 \log_{10} \left[ \frac{\sum_{n=0}^{N-1} y_n^2}{\sum_{n=0}^{N-1} (y_n - \hat{y}_n)^2} \right] \end{aligned} \quad (4)$$

Here,  $y_n$  is the ideal full-precision output, and  $\hat{y}_n$  is the expected output from a real device. Yoshioka [27] extended this approach by introducing analog Gaussian noise into each binary MAC cycle to estimate the actual CSNR of ACiM chips.

Although these results suggest a strong CSNR despite the presence of analog noise, our comprehensive investigation indicates that these evaluations may be overly optimistic. This issue stems from assumption that the vectors in the CSNR calculation are uniformly distributed, which does not align with the actual distributions found in DNN applications. While the noise terms in the denominator of Eqs. 2 and 3 can be minimized with careful circuit design, the signal term in the numerator is highly dependent on the specific DNN model and input data. Assuming a uniform distribution across the ADC's full dynamic range can result in amplified signal variance, leading to an overestimation of CSNR.

In this paper, we demonstrate that the output distribution in ACiM depends on factors such as the DNN model, input activations, and MAC cycle index, with the real output signal typically confined to a smaller range. As a result, the CSNR metric may not effectively capture inference accuracy in real DNN applications. Our ASiM framework, therefore, serves as a more accurate tool for evaluating inference performance in practical DNN tasks and supports design space exploration for ACiM chip design.

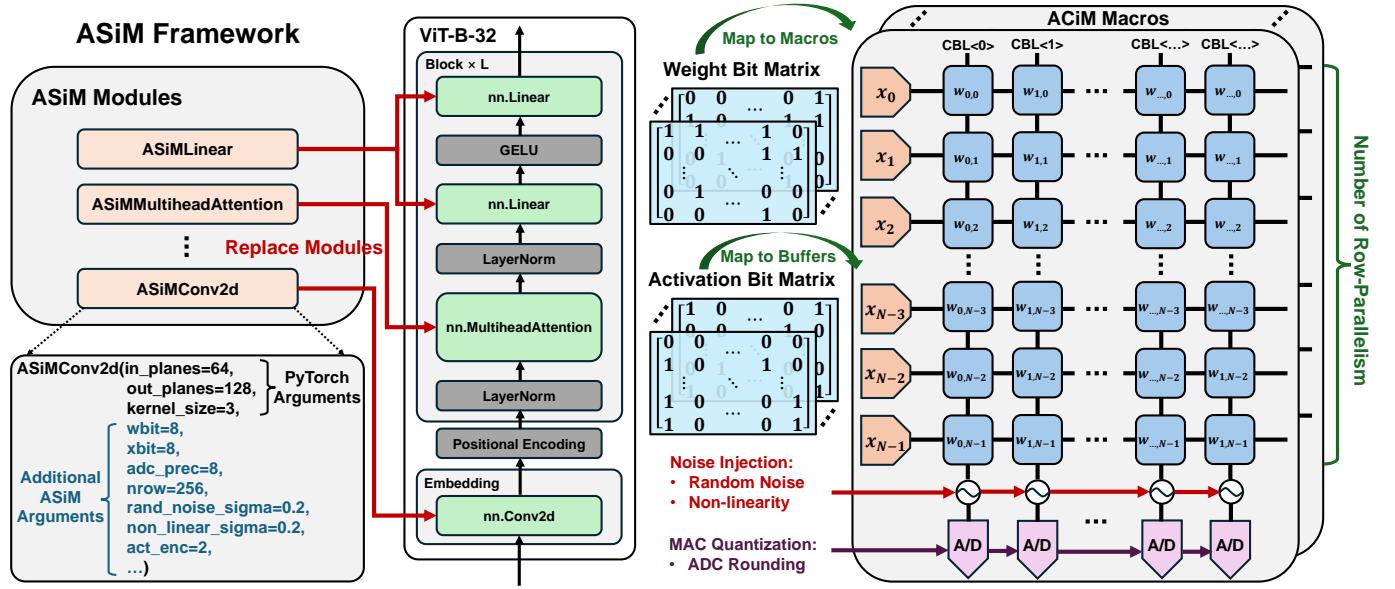


Fig. 2. ASiM framework overview: ASiM is a plug-and-play simulation framework tailored for charge-domain ACiM inference. Users can seamlessly replace default PyTorch modules with ASiM modules to perform inference simulations by providing additional circuit parameters. The framework automatically decomposes the weights/activations and maps it to the designated macros, following ACiM computing rules while incorporating noise and ADC effects.

### III. ASiM FRAMEWORK

#### A. Overview

ASiM is built on PyTorch, the leading deep learning ecosystem, to ensure seamless integration and maximize user convenience. A general overview of ASiM is shown in Fig. 2. ASiM is a plug-and-play framework developed for simulating SRAM-based charge domain ACiM. For computations dominated by MACs, such as CONV, Linear, and Attention layers, users can substitute the default PyTorch modules with ASiM modules, providing additional circuit-specific parameters for bit-wise simulations that follow ACiM computation process. During the forward pass in ASiM, quantized weights and activations are decomposed into binary bit tensors, split according to the predefined macro dimensions, and mapped onto the ACiM macros. The bit-wise simulation transforms the original floating-point operations into  $wbit \times xbit \times mapping$  times PyTorch functions operating on binary tensors. This method produces ideal voltage values on each CBL column, allowing accurate modeling of analog noise and ADC rounding effect on these values. Importantly, ASiM leverages native PyTorch operations, which allows users to take advantage of GPU acceleration with CUDA, making ASiM both fast and accurate for inference simulations. Additionally, ASiM supports bit-parallel operation, where input activations are encoded based on encoding bit width given by users, and the framework calculates bit-parallel voltage values using pre-configured algorithms, ensuring compatibility with most latest ACiM designs.

#### B. Simulation Algorithm and Implementation Details

1) *Algorithm*: A sample bit-serial simulation algorithm using the ASiM module is shown in Algorithm 1. The ASiM module initializes user-provided arguments that define the

characteristics of the prototype ACiM circuits. Once initialized, the module quantizes all model weights and input activations, decomposes them into binary bit tensors, and splits these tensors according to the predefined macro dimensions. During the forward pass of the ASiM modules, the ideal CBL voltage for each column is computed by applying PyTorch functions such as `conv2d`, `linear`, or `matmul` on each bit-serial cycle with binary tensors. After determining the ideal voltage value for each cycle, analog noise—based on the predefined noise model—is added to these voltage values. The CBL voltage is subsequently read out by ADCs, which round these analog values to the nearest discrete level based on ADC precision, followed by bit-shifting and accumulation to yield the final output activation values, as described in Eq. 1.

2) *Model Quantization*: To streamline implementation, per-tensor uniform quantization is employed as the quantization strategy for all model weights and activations in the ASiM modules. For post-ReLU activations in CNNs and post-softmax attention in ViTs, where the activation values are consistently positive, unsigned quantization is used. For all model weights and the remaining activations, signed quantization in 2's complement format is applied, where the MSB represents the sign.

3) *Mapping Strategy*: In the ASiM configuration, we adopt the weight stationary data flow commonly used in most ACiM designs, where model weights are stored in SRAM cells, and input activations are frequently refreshed and broadcast across the macro. In the `MultiheadAttention` layers, which involve matrix multiplications (QK and AV), Queries (Q) and Values (V) are stored in SRAM cells, while Keys (K) and Attention Scores (A) are broadcast across the macro, providing an optimal configuration suitable for bit-parallel simulations.

---

**Algorithm 1** Bit-wise Simulation of ASiM Modules

---

**Input:** Input activations

**Output:** Output activations

```

1: Initialize ASiM module with the following parameters:
   bit width for weights and activations, ADC precision, row
   parallelism, analog noise intensity, and others
2: Quantize input activations and weights to  $X$  and  $W$  bits.
   Convert them into binary bit tensors and split them into
    $N$  tensors to match the dimensions of the macros
3: for Each mapping update:  $n = 0, 1, \dots, N - 1$  do
4:   for Each weight bit index:  $i = 0, 1, \dots, W - 1$  do
5:     for Each input bit index:  $j = 0, 1, \dots, X - 1$  do
6:       Perform bit-wise computation:
        $V_{MAC} = \text{nn.functional}(w_i, x_j)$ 
7:       if Analog noise is included then
8:         Generate and add noise:
          $V_{MAC} = V_{MAC} + f_N(\sigma)$ 
9:       end if
10:      Apply ADC rounding function:
       $MAC_{i,j} = f_{ADC}(V_{MAC})$ 
11:      Update multi-bit output activations:
       $Output = Output + Shift(MAC_{i,j}, i + j)$ 
12:    end for
13:  end for
14: end for
15: return Output activations computed by the ACiM circuits

```

---

4) *Activation Encoding*: In bit-parallel simulations, activations are converted into multi-step voltage values using the specified encoding bit width. For unsigned activations, all bits are encoded directly according to the given parameter. If the activation bit width does not evenly divide the encoding bit width, the encoding begins with the LSB, and the remaining MSB bits are encoded separately. For signed activations, the MSB (sign bit) is processed in a bit-serial manner, while the remaining bits follow the same encoding rules as unsigned activations.

5) *Analog Noise Modeling*: As detailed in Algorithm 1, analog noise can be added to the CBL voltage of each column to emulate real ACiM devices, enabling evaluation of its effect on inference accuracy. ASiM includes two noise models: random noise and non-linearity, both of which can be configured with user-defined noise intensities. The combined analog noise model, incorporating these two noise types, reflects the majority of conditions found in fabricated circuits. Static offset noise, while potentially present in real circuits, can be mitigated through ADC code calibration and is therefore omitted from ASiM for simplicity.

Random noise covers sources such as  $kT/C$  noise and random comparator decision errors, which can be simply represented with a Gaussian distribution modeling an ADC input-referred noise [28], [29]. The distribution has a mean of zero and a standard deviation corresponding to the noise intensity, with ASiM taking this intensity as a percentage relative to the entire operational voltage range. Non-linearity arises from device mismatches and layout-specific issues; ASiM incorporates capacitance mismatch in local memory cells and

DACs, scaled by  $\sqrt{N}$ , where  $N$  is the number of capacitors in the CBL and DAC [30]. Users can also incorporate custom noise models to account for non-linearities specific to their designs, enabling tailored inference performance analysis with ASiM.

6) *ADC Modeling*: ADCs convert the CBL voltage across the entire operational range into discrete steps, determined by ADC precision, as shown by:

$$MAC = \text{clamp}(\lfloor V_{MAC} \rfloor, 0, 2^k - 1) \quad (5)$$

where  $V_{MAC}$  denotes the CBL voltage before rounding, and  $MAC$  represents the digital MAC value after ADC rounding. Here,  $k$  is the ADC precision, and  $\lfloor \cdot \rfloor$  denotes the round-to-nearest operator. After rounding, the digital output is scaled back to its corresponding MAC value, followed by bit-shifting and accumulation to produce the final multi-bit output activations.

In [22], the ADC’s dynamic range is clipped to a narrow span to increase granularity. While this approach can theoretically reduce quantization noise, it presents two significant drawbacks: (1) analog noise becomes proportionally more significant within the narrowed range, and (2) the implementation requires complex dynamic range adjustment circuits. Thus, this method tends to degrade the ADC’s effective number of bits (ENOB) in practice, potentially leading to optimistic accuracy estimations. In contrast, our ADC model captures the full range of possible CBL voltages, better reflecting real-world ACiM implementations, providing more reliable accuracy predictions while maintaining implementation simplicity.

### C. Noise-Aware Training

Although ASiM is designed as a plug-and-play framework, directly using the default floating-point model for ACiM inference often leads to significant accuracy loss. To address this, we provide interfaces for quantization-aware training (QAT) and noise-aware training (NAT) for model fine-tuning [31], [32]. When set to Train mode and configured with the desired quantization bits for weights and activations, QAT is performed to help correct errors from model quantization. However, the model may still lack robustness for ACiM applications. To build a model that can withstand ADC quantization and analog noise simultaneously, ASiM supports NAT, enhancing model robustness as described by the equation:

$$\tilde{O} = O \cdot (1 + \eta) \quad (6)$$

where  $O$  is the ideal output activation expected by model inference, and scaled Gaussian noise,  $\eta \sim \mathcal{N}(0, \sigma^2)$ , is applied during the forward pass to emulate the noisy outputs generated by ACiM circuits. By fine-tuning the DNN model with various noise intensities  $\sigma$ , we select a model that maintains acceptable baseline accuracy while maximizing noise tolerance for ACiM applications.

We conducted NAT on ResNet-18 and ViT-B-32 using the CIFAR-10 and ImageNet datasets, respectively, with the baseline model accuracy under different noise intensities shown in Fig. 3. As observed in many previous studies, ResNet models

tend to be easier to fine-tune compared to ViT models, and the ImageNet task is generally more challenging than CIFAR-10. Consequently, we selected models optimized for ACiM applications, with a 2.0% accuracy drop for the CIFAR-10 task and around a 3.0% accuracy drop for the ImageNet task.

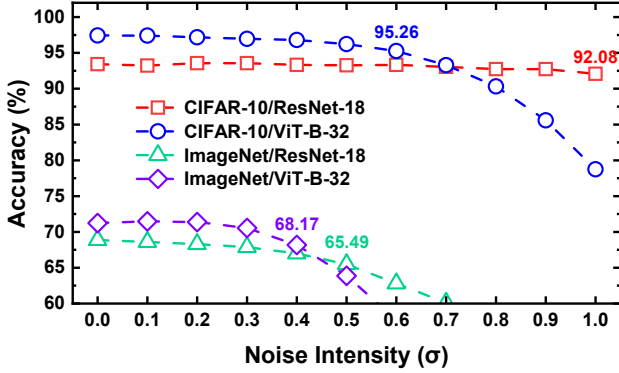


Fig. 3. Noise-aware training: accuracy of 8b/8b baseline models across different noise intensities. ResNet models demonstrate greater robustness compared to ViT, while ImageNet proves more challenging than CIFAR-10.

#### IV. PERFORMANCE ANALYSIS OF ACiM INFERENCE

##### A. Re-consider CSNR with Actual Data Distribution

To establish a foundation for evaluating how different design factors impact inference accuracy, we first analyzed the CSNR under realistic neural network data distributions. Our analysis focuses on ResNet-18 and ViT-B-32 architectures using the CIFAR-10 dataset, with both models configured for 6-bit weight and 6-bit activation quantization. The distributions of several common layers processed by ACiM are shown in Fig. 4(a), with their bit-level sparsity for each bit index displayed in Fig. 4(b). In convolutional layers, we observed distinct patterns between weights and activations:

- Activations show a characteristic of one-sided distribution due to ReLU operations that zero out negative values.
- Activation bit-level sparsity remains consistently below 40%, with MSBs being particularly sparse.
- Weights exhibit a normal distribution, resulting in approximately 50% bit-level sparsity across all bit positions.

The ViT architecture presents more complex distribution patterns and distinctive sparsity distribution. In the linear layers:

- QKV projection layers show significant cross-channel variations due to LayerNorm operations [33].
- Both weights and activations display two-sided distributions with numerous small values quantized to zero in per-tensor quantization configuration.
- By these reasons, bit-level sparsity in QKV projections consistently ranges between 20% and 30% for both weights and activations.

The self-attention computation demonstrates particularly diverse characteristics:

- Value (V) matrices follow a normal distribution with approximately 50% bit-level sparsity.

- In most cases, attention scores (A) exhibit a long-tail distribution characterized by predominantly small values with occasional large outliers, resulting in bit-level sparsity varies dramatically from 0% to 60%, with MSBs showing exceptionally high sparsity.

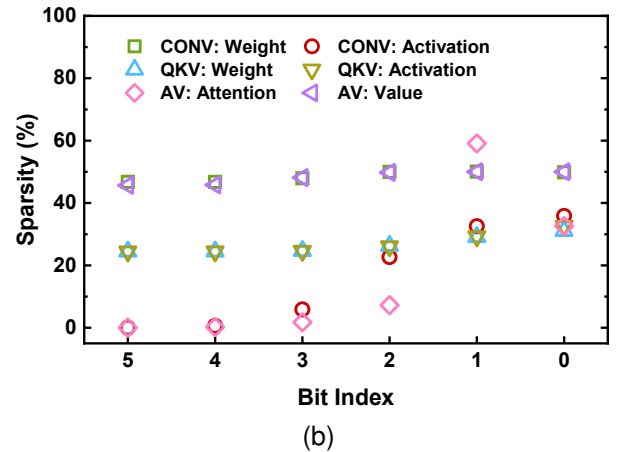
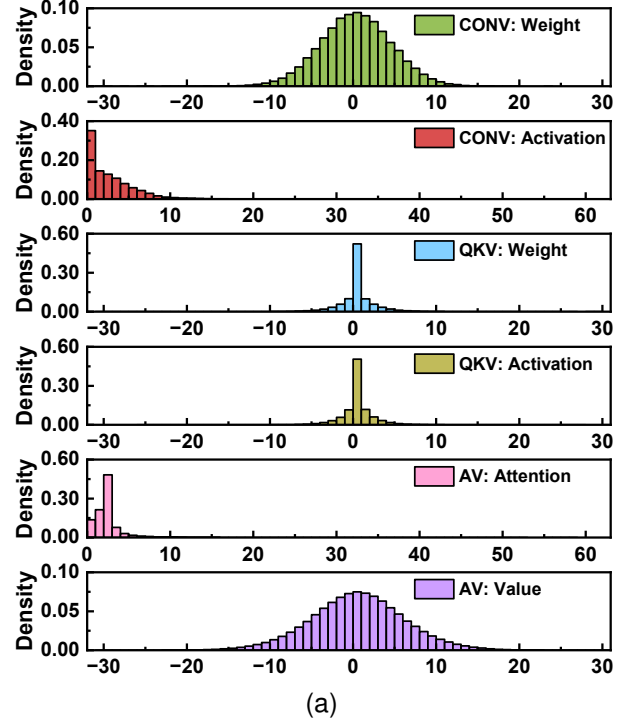


Fig. 4. Quantized DNN model input distribution analysis. (a) Data distribution of representative DNN layers after 6b/6b quantization. (b) Bit-level sparsity for each cluster in (a), measured per bit index, where sparsity represents the ratio of 1's at each bit position.

The MAC output for each binary cycle is statistically proportional to the bit-level sparsity of weights and activations [34], implying that the expected CBL voltage depends on the cycle indices and is generally constrained to a narrow range, rather than utilizing the full ADC dynamic range. Fig. 5 illustrates an example of bit-serial MAC outputs for CONV layer inputs from Fig. 4, using an ACiM macro with 256-row parallelism and an 8-bit ADC. The MAC output corresponding to the MSB of activations is nearly zero, with a very low

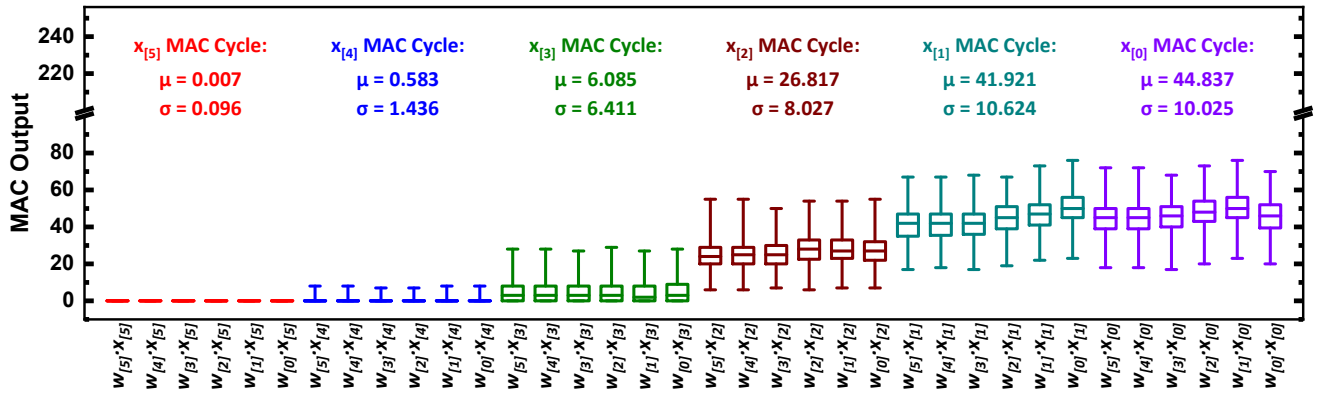


Fig. 5. Distribution of MAC outputs in the convolutional layer of a 6b/6b CNN for each bit-serial cycle, using an ACiM macro with row parallelism of 256 and 8-bit ADC. The MAC outputs associated with the MSBs of the activation are consistently low, while outputs increase as the activation bit index moves toward the LSBs. Still, the maximum signal span across all cycles remains only 50 within the full ADC dynamic range of 256.

probability of being non-zero due to the minimal bit-level sparsity in the activation. As the activation bit index shifts toward the LSBs, the MAC output increases, driven by rising bit-level sparsity. However, the maximum MAC output span in the CONV layer remains only 50 within the full ADC dynamic range of 256. This suggests that the signal variance in Eq. 3 is not fixed but is data-dependent and remains confined to a limited range. The near-zero signal span in the MSB cycles leads to a signal variance close to zero, making the output highly susceptible to noise. Conventional estimates, assuming uniform distribution of weights and inputs [26], [27], predict a signal variance of  $DR_{ADC}^2/12$ , which is significantly higher than the actual variance, resulting in optimistic CSNR estimates. This observation holds for all types of DNN layers, as indicated by the sparsity in Fig. 4(b), motivating us to comprehensively verify how each design factor influences inference performance in real DNN applications.

### B. ADC Quantization Noise

We begin our exploration of inference accuracy by examining the quantization noise introduced by ADCs in ACiM circuits. Unlike DCiM, where inference accuracy is influenced solely by model quantization, the ADC rounding effect in ACiM circuits introduces additional quantization errors to each MAC output.

**Boundary Precision.** We define ADC boundary precision as the precision that corresponds exactly to the row-parallelism of the ACiM. For example, in a conventional bit-serial ACiM with a row-parallelism dimension of  $2^k$ , the boundary precision is  $k$ , which would ideally translate the CBL voltage into digital code. Using an ADC with precision lower than  $k$  introduces quantization errors that could degrade inference accuracy, while ADC precision higher than  $k$  is redundant and adds unnecessary area and energy overhead.

**Trade-offs and Design Policy.** While increasing row-parallelism dimension improves ACiM throughput, it also requires higher ADC precision to maintain the same computational accuracy. In this paper, we selected a row parallelism of 256 as it provides an optimal balance between throughput

and tunable ADC precision. An optimized design carefully selects ADC precision slightly below the boundary precision, balancing minor accuracy loss with significant efficiency gains.

**Experiments.** We performed inference simulations on the CIFAR-10 and ImageNet datasets using the ResNet-18 CNN model and the ViT-B-32 Transformer model, respectively. Both models are trained with 8b/8b weight/activation QAT, followed by fine-tuning with appropriate noise intensities through NAT. We analyzed the accuracy loss due to quantization noise for both bit-serial and bit-parallel scheme to identify the optimal ACiM settings for each model and dataset.

ADC Precision	ResNet-18		ViT-B-32	
	CIFAR-10	ImageNet	CIFAR-10	ImageNet
6	90.37	2.00	9.94	0.11
7	91.80	55.84	13.36	0.15
8	92.08	65.48	95.27	68.14
9	92.08	65.54	95.28	68.23
10	92.08	65.60	95.22	68.13

Fig. 6. Shmoo plot of inference accuracy across varying ADC precision levels for a bit-serial ACiM macro with a row-parallelism of 256.

1) *Experimental Analysis on Bit-serial Scheme:* To assess the minimum ADC bit precision necessary for bit-serial ACiM, we performed simulations across various ADC precisions on a macro with row parallelism of 256, with results shown in Fig. 6. For ResNet-18 on CIFAR-10, ADC precision can be lowered by up to 2 bits below the boundary with minimal accuracy loss. However, on the more challenging ImageNet dataset, lowering ADC by even 1 bit below the boundary precision leads to an accuracy loss of approximately 10% compared to the baseline, indicating potential issues in practical applications. In contrast, any reduction in ADC precision below the boundary causes inference accuracy to approach random guessing in ViT-B-32. Fig. 6 thus confirms that Transformer models are generally more sensitive to ADC precision than CNNs, and ImageNet is indeed a more complex task than CIFAR-10, in line with design intuition. Our findings suggest that:

- Only CNN-based models targeting CIFAR-10-level tasks can afford ADC precision reductions below boundary precision.

ADC Precision	ResNet-18						ViT-B-32					
	CIFAR-10			ImageNet			CIFAR-10			ImageNet		
	BS	Enc = 2	Enc = 4	BS	Enc = 2	Enc = 4	BS	Enc = 2	Enc = 4	BS	Enc = 2	Enc = 4
8	92.08	91.93	91.36	65.51	55.73	16.26	95.22	94.39	57.89	68.19	56.35	0.45
9	92.09	92.10	91.96	65.55	64.45	59.04	95.26	95.04	93.77	68.24	66.48	45.87
10	92.08	92.03	91.96	65.58	65.16	65.04	95.24	95.16	95.04	68.10	67.06	64.74
11	92.07	92.12	91.97	65.47	65.33	65.56	95.29	95.17	95.12	68.14	68.06	67.71
12	92.06	92.09	92.08	65.51	65.46	65.42	95.24	95.30	95.27	68.20	68.08	68.03

Fig. 7. Shmoo plot of inference accuracy at different ADC precision levels for a bit-parallel ACiM macro with row-parallelism of 256. Results for encoding bit widths of 2 and 4 are shown and compared with those of the bit-serial counterparts.

- More complex models and tasks must retain ADC precision at or above boundary precision.

2) *Experimental Analysis on Bit-parallel Scheme:* We proceed to analyze the accuracy degradation caused by quantization noise in bit-parallel ACiM. Simulations were performed on a macro with row parallelism of 256, increasing ADC precision from 8 bits to determine the best configuration for each DNN model and dataset in bit-parallel scheme. Encoding bit widths were chosen as 2 and 4, and results were compared with the bit-serial configuration. Activations were quantized to 9 bits for signed data in 2’s complement format, with the sign bit processed in bit-serial mode while the remaining bits were evenly encoded within 2-bit and 4-bit widths to allow a fair comparison with unsigned activations. Notably, each additional encoding bit requires a one-bit increase in ADC boundary precision in bit-parallel scheme, as higher ADC resolution is needed to eliminate quantization errors from encoding.

As illustrated in Fig. 7, ResNet-18 on CIFAR-10 can encode activations to 4 bits while retaining 8-bit ADC precision with minimal accuracy loss. For ViT-B-32, 2-bit activation encoding preserves ADC precision at 8 bits, while 4-bit encoding requires a 1–2 bit increase in ADC precision for comparable inference performance. On the more challenging ImageNet task with ResNet-18, 2-bit and 4-bit encoding require 1 and 2 bits of additional ADC precision to reach accuracy equivalent to bit-serial scheme, respectively. For ViT-B-32, achieving lossless inference requires a 2 and 3 bits increase in ADC precision for 2-bit and 4-bit encoding, respectively.

We evaluate the trade-off between energy savings and accuracy loss using the design parameter of the prototype chip in [35], with results shown in Fig. 8. For our prototype, the energy required to increase ADC precision by one bit remains below a 30% rise up to 11 bits, while encoding an additional bit for activations reduces ACiM cycles by half, yielding significant energy gains. Thus, encoding activations with 4 bits results in nearly a fourfold reduction in energy per classification across most models and datasets, with minimal impact on inference accuracy. Even in the challenging combination of ViT-B-32 and ImageNet, 4-bit activation encoding reduces energy consumption by roughly 40%, indicating that combining higher ADC precision with more compressed activation bits per ACiM cycle achieves both energy efficiency and high inference accuracy. Our experimental analysis stresses on the following crucial points:

- Quantization error grows with increasing encoding width but decreases with higher ADC precision. However, pushing

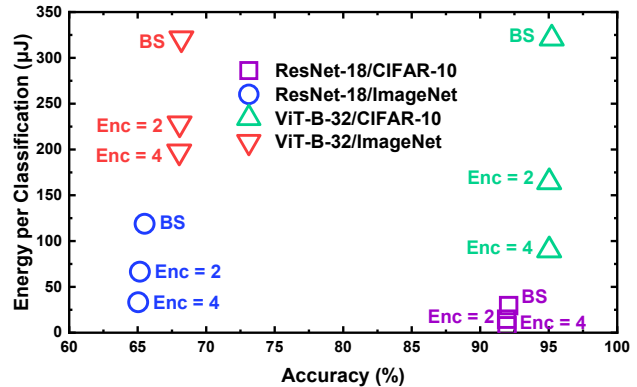


Fig. 8. Energy cost and corresponding inference accuracy for bit-serial and bit-parallel ACiM configurations across various DNN models and datasets. Compressing more bits within a single cycle yields significant energy savings.

ADC to the boundary precision is not always necessary in bit-parallel ACiM.

- Higher activation encoding bit compresses more information into each LSB, giving the bit-parallel MAC a higher weight in the output activations when converted back to floating-point values. Since ADC quantization error consistently remains under 0.5 LSB, configuring bit-parallel scheme with appropriate activation encoding and ADC precision can create an optimal combination that maintains noise intensity to manageable levels in Fig. 3, while enabling energy-efficient DNN inference.

### C. Analog Noise

Although our previous analysis demonstrated that ADC quantization error minimally impacts DNN inference accuracy, making bit-parallel scheme viable for ACiM efficiency improvements, this assumption is established on ideal noise-free conditions. Real ACiM accelerators face various additional noise sources that require careful consideration. To assess this, we incorporated random noise and non-linearity into simulations, analyzing their effects on inference accuracy, as shown in Fig. 9. Here, noise is represented by a Gaussian distribution, with intensity given by its standard deviation over the CBL’s full scale (%). As detailed in Section III, random noise includes  $kT/C$  noise and comparator decision errors, while non-linearity accounts for layout-specific issues and device mismatch, analyzed here based on capacitor mismatch in the CBL and DAC. Fig. 9(a) shows a shmoo plot of accuracy for a 256-row-parallel ACiM macro with an 8-bit ADC at various random noise intensities, revealing that analog



Intensity (%)	ResNet-18						ViT-B-32					
	CIFAR-10			ImageNet			CIFAR-10			ImageNet		
	BS	Enc = 2	Enc = 4	BS	Enc = 2	Enc = 4	BS	Enc = 2	Enc = 4	BS	Enc = 2	Enc = 4
0.000	92.08	91.93	91.36	65.51	55.73	16.26	95.22	94.39	57.89	68.19	56.35	0.45
0.025	92.08	92.00	90.49	65.51	49.47	0.12	95.22	79.01	10.05	68.19	0.88	0.09
0.050	92.06	91.02	87.91	65.48	0.12	0.11	93.70	10.21	10.00	38.91	0.10	0.10
0.075	92.00	89.09	82.47	62.51	0.10	0.12	10.10	10.05	10.02	0.11	0.11	0.09
0.100	91.84	86.16	74.76	3.76	0.10	0.10	10.00	10.00	10.00	0.11	0.13	0.08
0.125	91.35	81.86	63.60	0.15	0.11	0.09	10.00	10.10	9.95	0.10	0.10	0.10
0.150	90.71	74.51	53.27	0.12	0.10	0.10	9.97	10.01	10.00	0.09	0.08	0.11
0.175	89.25	64.95	41.69	0.11	0.11	0.10	10.02	10.01	10.00	0.10	0.10	0.10
0.200	86.74	55.30	33.52	0.10	0.10	0.11	10.00	10.03	10.01	0.10	0.10	0.10

(a)

Intensity (%)	ResNet-18						ViT-B-32					
	CIFAR-10			ImageNet			CIFAR-10			ImageNet		
	BS	Enc = 2	Enc = 4	BS	Enc = 2	Enc = 4	BS	Enc = 2	Enc = 4	BS	Enc = 2	Enc = 4
0.000	92.08	91.93	91.36	65.51	55.73	16.26	95.22	94.39	57.89	68.19	56.35	0.45
0.025	92.08	92.03	91.27	65.51	55.33	0.11	95.22	94.21	40.13	68.19	55.90	0.13
0.050	92.10	91.79	90.59	65.49	2.71	0.12	95.19	93.26	11.41	68.08	19.77	0.11
0.075	92.00	91.15	89.50	64.54	0.12	0.10	92.44	62.99	10.00	22.44	0.15	0.13
0.100	92.10	90.42	88.20	38.63	0.12	0.10	24.45	12.82	10.00	0.14	0.11	0.12
0.125	91.71	89.41	87.20	1.12	0.13	0.10	11.49	10.10	10.02	0.10	0.12	0.10
0.150	91.50	87.81	84.76	0.12	0.09	0.09	10.02	10.02	10.00	0.09	0.10	0.10
0.175	91.27	86.37	83.03	0.11	0.10	0.10	9.98	10.00	10.00	0.15	0.13	0.14
0.200	90.62	84.30	79.72	0.09	0.10	0.10	10.00	10.04	10.08	0.11	0.11	0.15

(b)

Fig. 9. Shmoo plot of inference accuracy across different noise intensities (standard deviation, %) for an ACiM macro with a row-parallelism of 256 using an 8-bit ADC. Two noise models are evaluated separately: (a) Random noise and (b) Non-linearity.

noise can heavily impact ACiM circuit inference. Unlike quantization, which limits maximum error to 0.5 LSB of the ADC, analog noise can produce readout errors on CBL voltage exceeding 1 LSB, introducing greater inaccuracies into final output activations. This effect is amplified in bit-parallel scheme, where each LSB error has an even larger effect on the final activation. Our findings indicate task-specific noise tolerance thresholds:

**Simple Tasks (CIFAR-10 & CNN).** In these simple tasks, noise intensity should be kept below 0.15% (~ 0.4 LSB) to maintain inference accuracy above 90%. This requirement tightens to 0.025% (~ 0.1 LSB) for 4-bit activation encoding in bit-parallel scheme, setting a stringent standard for real-world use.

**Complex Tasks (ViT or ImageNet).** For complex tasks, accuracy drops sharply with increased noise intensity, making the requirements even stricter. In such cases, with an operational voltage  $V_{pp}$  of 1 V for bit-serial scheme, noise intensity needs to be controlled below 0.5 mV to enable functional classification in silicon.

In the non-linearity analysis shown in Fig. 9(b), a similar trend appears, with the transition boundary shifting slightly downward as non-linearity diminishes with increased ADC output code. However, as seen in Fig. 5, the MAC output is concentrated in lower-valued regions, making non-linearity effects still significant.

At a specific noise level, lower ADC precision can round out smaller errors in the CBL voltage, but any readout errors that do occur may result in greater inaccuracies in the output activation. Conversely, higher ADC precision increases the likelihood of errors but minimizes their overall impact on inference quality. This leads to a key design question: how to choose ADC precision to optimize inference accuracy. Leveraging ASiM, we evaluated accuracy degradation across varying noise intensities and ADC precision for both bit-serial and bit-parallel ACiM. The results in Fig. 10 indicate that as ADC precision increases, the rate of accuracy degradation

decreases, highlighting the benefit of higher ADC resolution for robust inference.

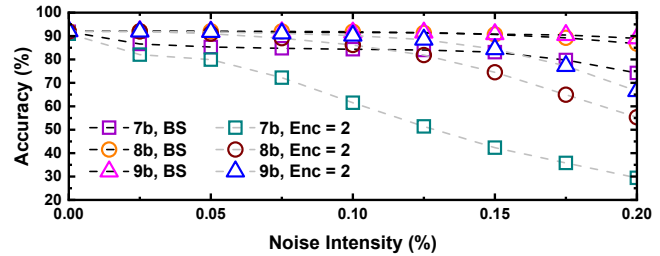


Fig. 10. Accuracy degradation under different noise intensities for bit-serial and bit-parallel ACiM with varying ADC precision levels on ResNet-18/CIFAR-10. Increasing ADC precision mitigates the effects of noise.

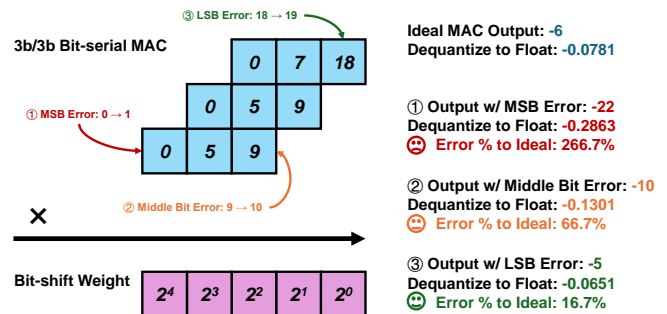


Fig. 11. Real-world example of bit-serial MAC in 3b/3b ResNet-18 on CIFAR-10 with 256-row-parallel macro by 8-bit ADC. A 1-bit error has catastrophic effects in MSB cycles but is more tolerable in LSB cycles.

To validate our findings on the impact of analog noise, we conducted a detailed examination of the ACiM inference process using a 3b/3b ResNet-18 on CIFAR-10 (Fig. 11). Here, blue squares represent binary cycles with their respective bit indices, while purple squares indicate their bit-shift weights. In line with Fig. 5, binary MAC values are relatively small within

the 256 range. A 1-bit error introduced by ADC readout during MSB cycles can greatly alter the final output activation due to the amplification effect of bit-shift weight. The impact of noise manifests through two primary pathways:

- First, an 1-bit error introduced by ADC readout during MSB cycles can dramatically alter the final output activation due to the amplification effect of bit-shift weight. These large activation errors propagates through layers and severely compromise the classifier’s decision accuracy.
- Second, these errors generate outliers in the output layers, expanding the quantization scale in subsequent layers and further increasing model quantization error.

Consequently, inference accuracy degrades sharply when errors occur during MSB cycles, and unfortunately, ACiM cannot control in which cycle the errors arise. However, if the error occurs in lower bit cycles, the inaccuracy on output activation can be reduced to less than 70%, staying within the range where NAT can improve robustness and mitigate errors, as shown in Fig. 3.

## V. TOWARDS ACCURATE ACiM INFERENCE

In prior sections, we performed a detailed analysis of inference accuracy using ACiM circuits and explained the mechanism how these noise degrades inference, highlighting that analog noise is a fundamental barrier to achieving high accuracy. This challenge is difficult to overcome through circuit design alone, as achieving a noise-free analog design is extremely difficult, especially in complex tasks. However, we can still optimize the application of ACiM circuits to mitigate inference accuracy concerns while leveraging their energy efficiency benefits. This section introduces and analyzes two simple and practical methods for improving inference accuracy: HCiM and majority voting.

### A. Hybrid CiM

Hybrid analog-digital computing is proposed to strike a balance between computing accuracy and efficiency, enabling both high accuracy and energy efficiency [36]. In the CiM domain, Analog-Digital HCiM has shown significant promise for practical applications [34], [37], [38]. HCiM separates binary cycles between DCiM and ACiM: the majority of cycles remain in the analog domain to maximize energy efficiency, while MSB cycles, which carry greater weight due to bit shifting, are processed in digital domain to maintain error within a manageable range, as depicted in Fig. 12(a). We evaluated HCiM accuracy by configuring a 256-row-parallel ACiM macro with an 8-bit ADC under high noise intensity (0.8 LSB). Fig. 12(b) shows accuracy in relation to the analog cycle ratio, achieved by adjusting the analog-digital boundary across models and datasets. With a boundary level set to 3 in ResNet-18/CIFAR-10 task, transferring only 6 cycles to DCiM restores inference accuracy close to baseline, while retaining 91% of cycles in ACiM under noisy conditions. Although previous sections show that complex tasks are sensitive to analog noise, transferring over half of the binary cycles to DCiM allows accuracy to match baseline while improving the

energy efficiency. Even for the most challenging case of ViT-B-32 on ImageNet, maintaining over 40% of cycles in the analog domain is sufficient to stabilize accuracy even in a less optimized ACiM macro.

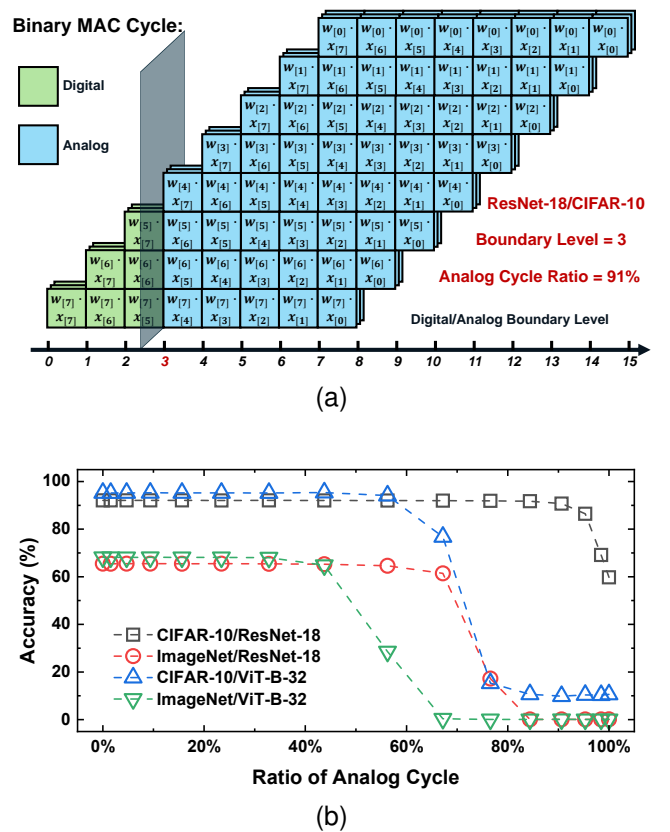


Fig. 12. Digital-Analog HCiM for DNN inference accuracy improvement. (a) 8b/8b HCiM workload management and (b) Inference accuracy versus analog cycle ratio for different models and datasets using a noisy ACiM macro (noise intensity = 0.8 LSB). A majority of cycles can be processed by ACiM, with MSB cycles allocated to the digital domain to achieve a balance between accuracy and efficiency.

### B. Majority Voting

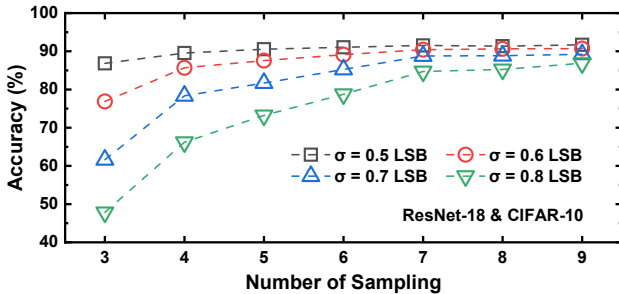
HCiM provides a way to fully eliminate inaccuracies in MSB cycles but requires additional digital logic in the ACiM arrays, adding complexity to the design. An alternative approach, majority voting, preserves the ACiM architecture but increases power consumption in exchange for enhanced inference accuracy. To achieve performance comparable to HCiM, we oversampled the MSB cycles in ACiM and applied majority voting to these MAC results. For the 6 MSB cycles (boundary level = 3) in the ResNet-18/CIFAR-10 task, we conducted oversampling at different noise intensities. As shown in Fig. 13(a), the equivalent standard deviation of noise intensity decreases at a rate of  $\sqrt{N}$  [39], and inference accuracy improves with increasing sampling times. Fig. 13(b) shows the computational overhead associated with majority voting of an 8b/8b DNN model under different boundary level configurations and oversampling iterations. Even with a less optimized ACiM macro at a noise intensity of 0.7 LSB, oversampling the top 6 cycles 7 times achieves 90%

inference accuracy, with a total cycle increase of less than 40%. As digital accelerators generally consume significantly more power, ACiM retains its superiority over other alternative DNN accelerators. However, for complex tasks, designs must prioritize minimizing analog noise-induced errors.

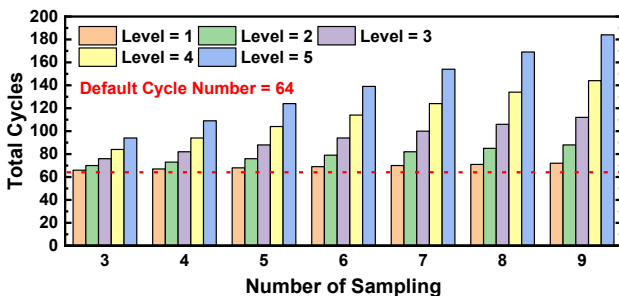
shows promise in enhancing inference accuracy without diminishing inherent advantage on energy efficiency, presenting a promising strategy for deploying ACiM reliably in real-world applications.

REFERENCES

- [1] J. Kaplan, S. McCandlish, T. Henighan, T. B. Brown, B. Chess, R. Child, S. Gray, A. Radford, J. Wu, and D. Amodei, "Scaling laws for neural language models," *ArXiv*, vol. abs/2001.08361, 2020.
- [2] M. Horowitz, "1.1 computing's energy problem (and what we can do about it)," in *2014 IEEE International Solid-State Circuits Conference Digest of Technical Papers (ISSCC)*, 2014, pp. 10–14.
- [3] N. Verma, H. Jia, H. Valavi, Y. Tang, M. Ozatay, L.-Y. Chen, B. Zhang, and P. Deaville, "In-memory computing: Advances and prospects," *IEEE Solid-State Circuits Magazine*, vol. 11, no. 3, pp. 43–55, 2019.
- [4] J. Sun, P. Houshmand, and M. Verhelst, "Analog or digital in-memory computing? benchmarking through quantitative modeling," in *2023 IEEE/ACM International Conference on Computer Aided Design (ICCAD)*, 2023, pp. 1–9.
- [5] H. Valavi, P. J. Ramadge, E. Nestler, and N. Verma, "A 64-tile 2.4-mb in-memory-computing cnn accelerator employing charge-domain compute," *IEEE Journal of Solid-State Circuits*, vol. 54, no. 6, pp. 1789–1799, 2019.
- [6] B. Zhang, J. Saikia, J. Meng, D. Wang, S. Kwon, S. Myung, H. Kim, S. J. Kim, J.-S. Seo, and M. Seok, "Macc-sram: A multistep accumulation capacitor-coupling in-memory computing sram macro for deep convolutional neural networks," *IEEE Journal of Solid-State Circuits*, vol. 59, no. 6, pp. 1938–1949, 2024.
- [7] K. Lee, J. Kim, and J. Park, "A 28-nm 50.1-tops/w p-8t sram compute-in-memory macro design with bl charge-sharing-based in-sram dac/adc operations," *IEEE Journal of Solid-State Circuits*, vol. 59, no. 6, pp. 1926–1937, 2024.
- [8] B. Zhang, S. Yin, M. Kim, J. Saikia, S. Kwon, S. Myung, H. Kim, S. J. Kim, J.-S. Seo, and M. Seok, "Pimca: A programmable in-memory computing accelerator for energy-efficient dnn inference," *IEEE Journal of Solid-State Circuits*, vol. 58, no. 5, pp. 1436–1449, 2023.
- [9] X. Yang and N. Sun, "A 4-bit mixed-signal mac macro with one-shot adc conversion," *IEEE Journal of Solid-State Circuits*, vol. 58, no. 9, pp. 2648–2658, 2023.
- [10] Z. Chen, Z. Wen, W. Wan, A. R. Pakala, Y. Zou, W.-C. Wei, Z. Li, Y. Chen, and K. Yang, "Pico-ram: A pvt-insensitive analog compute-in-memory sram macro with in situ multi-bit charge computing and 6t thin-cell-compatible layout," *IEEE Journal of Solid-State Circuits*, pp. 1–13, 2024.
- [11] H. Jia, M. Ozatay, Y. Tang, H. Valavi, R. Pathak, J. Lee, and N. Verma, "15.1 a programmable neural-network inference accelerator based on scalable in-memory computing," in *2021 IEEE International Solid-State Circuits Conference (ISSCC)*, vol. 64, 2021, pp. 236–238.
- [12] Z. Jiang, S. Yin, J.-S. Seo, and M. Seok, "C3sram: An in-memory-computing sram macro based on robust capacitive coupling computing mechanism," *IEEE Journal of Solid-State Circuits*, vol. 55, no. 7, pp. 1888–1897, 2020.
- [13] C.-Y. Yao, T.-Y. Wu, H.-C. Liang, Y.-K. Chen, and T.-T. Liu, "A fully bit-flexible computation in memory macro using multi-functional computing bit cell and embedded input sparsity sensing," *IEEE Journal of Solid-State Circuits*, vol. 58, no. 5, pp. 1487–1495, 2023.
- [14] P.-Y. Chen, X. Peng, and S. Yu, "Neurosim: A circuit-level macro model for benchmarking neuro-inspired architectures in online learning," *IEEE Transactions on Computer-Aided Design of Integrated Circuits and Systems*, vol. 37, no. 12, pp. 3067–3080, 2018.
- [15] S. H. H. Shadmehri, A. BanaGozar, M. Kamal, S. Stuijk, A. Afzali-Kusha, M. Pedram, and H. Corporaal, "Syscim: Systemc-ams simulation of memristive computation in-memory," in *2022 Design, Automation & Test in Europe Conference & Exhibition (DATE)*, 2022, pp. 1467–1472.
- [16] X. Wang, X. Sun, Y. Han, and X. Chen, "Pimsim-nn: An isa-based simulation framework for processing in-memory accelerators," in *2024 Design, Automation & Test in Europe Conference & Exhibition (DATE)*, 2024, pp. 1–2.
- [17] M. J. Rasch, D. Moreda, T. Gokmen, M. Le Gallo, F. Carta, C. Goldberg, K. El Maghraoui, A. Sebastian, and V. Narayanan, "A flexible and fast pytorch toolkit for simulating training and inference on analog crossbar arrays," in *2021 IEEE 3rd International Conference on Artificial Intelligence Circuits and Systems (AICAS)*, 2021, pp. 1–4.



(a)



(b)

Fig. 13. Oversampling MSB cycles with majority voting to improve inference accuracy. (a) Inference accuracy of ResNet-18/CIFAR-10 versus sampling count at varying analog noise intensities, with a boundary level set to 3. (b) Total cycle count across majority voting configurations, with the standard 8b/8b model requiring 64 bit-serial cycles.

VI. CONCLUSIONS

We presented ASiM in this paper, an open-source simulation framework specifically developed to assess and optimize inference accuracy in SRAM-based ACiM circuits. ASiM allows researchers to easily integrate their ACiM circuits into the PyTorch ecosystem, enabling the evaluation of various design factors under realistic conditions that include quantization noise, analog imperfections, and ADC constraints.

Our extensive analysis using ASiM revealed critical insights for ACiM design. Although the bit-parallel approach can substantially improve energy efficiency while tolerating quantization noise, analog noise poses a serious threat to inference accuracy, creating stringent design requirements. We also showed that higher ADC precision is crucial for more complex models and tasks, such as ImageNet and ViT, while CNNs on simpler datasets can reduce ADC precision without significant accuracy loss. Furthermore, we found that largest computation errors primarily occur in the MSB cycles, where even a minor ADC readout error as small as 1 LSB can result in severe inference degradation.

To tackle these challenges, we recommended two strategies: HCiM and majority voting, both of which aim to ensure accurate MSB cycle computation. Incorporating these methods

- [18] C. Lammie, W. Xiang, B. Linares-Barranco, and M. Rahimi Azghadi, "Memtorch: An open-source simulation framework for memristive deep learning systems," *Neurocomputing*, vol. 485, pp. 124–133, 2022.
- [19] J. Wang, S. Kim, J. Heo, and C. S. Park, "ef2lowsim: System-level simulator of eflash-based compute-in-memory accelerators for convolutional neural networks," in *2023 Design, Automation & Test in Europe Conference & Exhibition (DATE)*, 2023, pp. 1–6.
- [20] Z. Wang, J. Yue, C. He, Z. Dai, F. Xiang, Z. Cong, Y. He, X. Feng, and Y. Liu, "A user-friendly fast and accurate simulation framework for non-ideal factors in computing-in-memory architecture," in *2023 IEEE International Symposium on Circuits and Systems (ISCAS)*, 2023, pp. 1–5.
- [21] I. Jeong and J.-E. Park, "X-pim: Fast modeling and validation framework for mixed-signal processing-in-memory using compressed equivalent model in system verilog," in *2024 Design, Automation & Test in Europe Conference & Exhibition (DATE)*, 2024, pp. 1–6.
- [22] J. Saikia, S. Yin, S. K. Cherupally, B. Zhang, J. Meng, M. Seok, and J.-S. Seo, "Modeling and optimization of sram-based in-memory computing hardware design," in *2021 Design, Automation & Test in Europe Conference & Exhibition (DATE)*, 2021, pp. 942–947.
- [23] C. Zhou, P. Kadambi, M. Mattina, and P. N. Whatmough, "Noisy machines: Understanding noisy neural networks and enhancing robustness to analog hardware errors using distillation," *ArXiv*, vol. abs/2001.04974, 2020.
- [24] M. Kang, Y. Kim, A. D. Patil, and N. R. Shanbhag, "Deep in-memory architectures for machine learning—accuracy versus efficiency trade-offs," *IEEE Transactions on Circuits and Systems I: Regular Papers*, vol. 67, no. 5, pp. 1627–1639, 2020.
- [25] S. K. Gonugondla, C. Sakr, H. Dbouk, and N. R. Shanbhag, "Fundamental limits on the precision of in-memory architectures," in *2020 IEEE/ACM International Conference On Computer Aided Design (ICCAD)*, 2020, pp. 1–9.
- [26] H. Jia, H. Valavi, Y. Tang, J. Zhang, and N. Verma, "A programmable heterogeneous microprocessor based on bit-scalable in-memory computing," *IEEE Journal of Solid-State Circuits*, vol. 55, no. 9, pp. 2609–2621, 2020.
- [27] K. Yoshioka, "A 818–4094 tops/w capacitor-reconfigured analog cim for unified acceleration of cnns and transformers," *IEEE Journal of Solid-State Circuits*, pp. 1–12, 2024.
- [28] W. P. Zhang and X. Tong, "Noise modeling and analysis of sar adcs," *IEEE Transactions on Very Large Scale Integration (VLSI) Systems*, vol. 23, no. 12, pp. 2922–2930, 2015.
- [29] J. Kim, B. S. Leibowitz, J. Ren, and C. J. Madden, "Simulation and analysis of random decision errors in clocked comparators," *IEEE Transactions on Circuits and Systems I: Regular Papers*, vol. 56, no. 8, pp. 1844–1857, 2009.
- [30] V. Tripathi and B. Murmann, "Mismatch characterization of small metal fringe capacitors," *IEEE Transactions on Circuits and Systems I: Regular Papers*, vol. 61, no. 8, pp. 2236–2242, 2014.
- [31] M. Nagel, M. Fournarakis, R. A. Amjad, Y. Bondarenko, M. van Baalen, and T. Blankevoort, "A white paper on neural network quantization," *ArXiv*, vol. abs/2106.08295, 2021.
- [32] K. Lee, J. Kim, and J. Park, "Low-cost 7t-sram compute-in-memory design based on bit-line charge-sharing based analog-to-digital conversion," in *2022 IEEE/ACM International Conference On Computer Aided Design (ICCAD)*, 2022, pp. 1–8.
- [33] Y. Bondarenko, M. Nagel, and T. Blankevoort, "Understanding and overcoming the challenges of efficient transformer quantization," *ArXiv*, vol. abs/2109.12948, 2021.
- [34] W. Zhang, S. Ando, Y.-C. Chen, S. Miyagi, S. Takamaeda-Yamazaki, and K. Yoshioka, "Pacim: A sparsity-centric hybrid compute-in-memory architecture via probabilistic approximation," in *Proceedings of the 43rd IEEE/ACM International Conference on Computer-Aided Design*, 2024.
- [35] K. Yoshioka, "34.5 a 818–4094tops/w capacitor-reconfigured cim macro for unified acceleration of cnns and transformers," in *2024 IEEE International Solid-State Circuits Conference (ISSCC)*, vol. 67, 2024, pp. 574–576.
- [36] M. R. Haq Rashed, S. K. Jha, and R. Ewetz, "Hybrid analog-digital in-memory computing," in *2021 IEEE/ACM International Conference On Computer Aided Design (ICCAD)*, 2021, pp. 1–9.
- [37] P.-C. Wu, J.-W. Su, L.-Y. Hong, J.-S. Ren, C.-H. Chien, H.-Y. Chen, C.-E. Ke, H.-M. Hsiao, S.-H. Li, S.-S. Sheu, W.-C. Lo, S.-C. Chang, C.-C. Lo, R.-S. Liu, C.-C. Hsieh, K.-T. Tang, and M.-F. Chang, "A 22nm 832kb hybrid-domain floating-point sram in-memory-compute macro with 16.2–70.2tflops/w for high-accuracy ai-edge devices," in *2023 IEEE International Solid-State Circuits Conference (ISSCC)*, 2023, pp. 126–128.
- [38] Y.-C. Chen, S. Ando, D. Fujiki, S. Takamaeda-Yamazaki, and K. Yoshioka, "Osa-hcim: On-the-fly saliency-aware hybrid sram cim with dynamic precision configuration," in *2024 29th Asia and South Pacific Design Automation Conference (ASP-DAC)*, 2024, pp. 539–544.
- [39] A. Verreault, P.-V. Cicek, and A. Robichaud, "Oversampling adc: A review of recent design trends," *IEEE Access*, vol. 12, pp. 121 753–121 779, 2024.