

A Study of Malware Prevention in Linux Distributions

Duc-Ly Vu
Eastern International University
ly.vu@eiu.edu.vn

Trevor Dunlap
Chainguard
trevor.dunlap@chainguard.dev

Karla Obermeier-Velazquez
Purdue University
obermeier.velazquez@gmail.com

Paul Gibert
Chainguard
paul.gibert@chainguard.dev

John Speed Meyers
Chainguard
jsmeyers@chainguard.dev

Santiago Torres-Arias
Purdue University
santiagotorres@purdue.edu

Abstract—Malicious attacks on open source software packages are a growing concern. This concern morphed into a panic-inducing crisis after the revelation of the XZ Utils backdoor, which would have provided the attacker with, according to one observer, a “skeleton key” to the internet. This study therefore explores the challenges of preventing and detecting malware in Linux distribution package repositories. To do so, we ask two research questions: (1) What measures have Linux distributions implemented to counter malware, and how have maintainers experienced these efforts? (2) How effective are current malware detection tools at identifying malicious Linux packages? To answer these questions, we conduct interviews with maintainers at several major Linux distributions and introduce a Linux package malware benchmark dataset. Using this dataset, we evaluate the performance of six open source malware detection scanners. Distribution maintainers, according to the interviews, have mostly focused on reproducible builds to date. Our interviews identified only a single Linux distribution, Wolfi OS, that performs active malware scanning. Using this new benchmark dataset, the evaluation found that the performance of existing open source malware scanners is underwhelming. Most studied tools excel at producing false positives but only infrequently detect true malware. Those that avoid high false positive rates often do so at the expense of a satisfactory true positive. Our findings provide insights into Linux distribution package repositories’ current practices for malware detection and demonstrate the current inadequacy of open source tools designed to detect malicious Linux packages.

1. Introduction

When a GitHub user with the alias *JiaT75* made their first GitHub commit to the open-source library *XZ* in 2021, it was uneventful [1]. It was just another day and another new GitHub user. When this user later became a maintainer of the *XZ* Utils library, a widely used open-source software library for data compression, it was still uneventful. It was another case of a strapped open-source project adding a new maintainer. But these non-events became front-page

news in 2024 when it came to light, via the serendipitous debugging of a Microsoft engineer, that *JiaT75*, using their newfound maintainer permissions, had inserted a backdoor into two released versions of *XZ* Utils [2]. The revelation that an individual or group masqueraded as a typical open-source software maintainer of the popular *XZ* Utils library solely to implant malicious code in it has caused widespread concern among observers of software security and open-source software.

Malicious open-source software packages are, of course, not a new phenomenon. There have been thousands of malicious packages in popular open-source package registries [3], [4]. These instances, however, often involve attack methods like typosquatting, an attacker tricking a victim into downloading the “wrong” open-source software package, e.g., “requeusts” rather than “requests,” not the insertion of backdoors in popular packages [5]. There are, admittedly, known instances of open-source software maintainers who have turned malicious. Famously one maintainer did the digital equivalent of “rage quitting” when he removed a popular npm library from the npm registry, temporarily breaking countless web applications [6]. Another maintainer intentionally corrupted his own projects to send users’ applications into an infinite loop [7]. And, perhaps most relevant, the maintainer of the popular “event-stream” library inserted code to harvest credentials from Bitcoin wallets [8]. But these “bad maintainer” instances typically involve either a compromise of availability, which is arguably less severe than a compromise of confidentiality or integrity, or they target a limited set of users. These malicious packages were all found in package registries where the barriers to publishing software are intentionally low, in registries, such as the Python Package Index, npm, and RubyGems..

The *XZ* Utils compromise was different. If the malicious versions had gone undiscovered for longer and been incorporated into the stable branches of major Linux distributions, the integrity and confidentiality of the systems of many users could have been affected. In one participant’s evocative phrase, this attack, if successful, would have endowed the attackers with a “skeleton key” for the Internet [9]. In other words, a malicious package in a major Linux distribution,

in comparison to yet another typosquatted open-source software package, is a different class of problem.

This XZ Utils compromise—though it might best be termed a near-miss—therefore begs questions that have been answered little to date. At the broadest level, what should be done to prevent and detect malware from entering the package registry of Linux distributions? More practically, what’s feasible and desirable in the short term?

To help answer aspects of these broad questions, we set out to answer two specific research questions:

- **RQ1:** Based on interviews with maintainers at several Linux distributions, what have Linux distributions done previously to counter malware? What has the experience of these maintainers been with these approaches to countering malware?
- **RQ2:** Based on a novel Linux package malware benchmark dataset, what is the performance of existing source code and Linux package binary malware detection tools?

The novel contributions of this research are three-fold. First, the interview portion of the study provides an in-depth understanding of the perceptions and experiences of maintainers at major Linux distributions trying to prevent and detect malware from being uploaded to their package repositories. Second, this paper introduces a set of six new Linux package malware datasets that can be used to assess quantitatively the performance of tools that aim to detect malware in Linux distributions. Third, the research then assesses five malware detection scanners and one capability analysis tool with the benchmark dataset.

Our broader goal is to provide an analytical basis for maintainers at major Linux distributions to make an informed decision about the benefits and costs of different approaches to detecting Linux package malware, especially approaches that rely on proactive scanning.

The remainder of this paper is as follows. Section 2 discusses the background of software supply chain security attacks. Section 3 provides our methodology for conducting interviews, building an evaluation dataset, and selecting tools for the analysis. Section 4 introduces the interview results. Section 5 provides results from the malware scanner evaluation. Section 6 discusses the results and suggests improvements for malware detection tools. Section 7 highlights related work. Section 8 summarizes the threats to external and internal validity. Section 9 provides a conclusion.

2. Background

2.1. A Distinct Software Supply Chain Security Sub-Field Has Emerged

This project fits within a broader stream of research on software supply chain security, an analytical agenda that focuses on the security of the code, tools, and processes that underpin the building and deployment of a piece of software. While this area of inquiry has existed for decades [10], [11], [12], [13], [14], recent high-level compromises and

vulnerabilities have thrust this topic into the mainstream. Notably, during the SolarWinds hack, the Russian intelligence services broke into the build system of network management software company SolarWinds and implanted malware into the software updates distributed to its customers [15]. Governments, companies, funding agencies, and researchers have all taken note [16], [17].

Consequently, there has been an explosion of activity related to software supply chain security. One prominent topic has been software bill of materials (SBOMs), the software equivalent of an ingredients list, which advocates believe can provide transparency into the components of a piece of software and ultimately be used to improve security for both producers and consumers of software [18], [19]. Software signing has also been a key topic. Systems like Sigstore offer the possibility of increasing the adoption of software signatures so that consumers of software can check the validity of these signatures, ensuring that any tampering is caught before the software is consumed [20], [21]. Software provenance has also been featured prominently. For instance, Supply-Chain Levels for Software Artifacts (SLSA) has become a popular analytical framework used to assess provenance [22].

2.2. Proactive Scanning for Malicious Open Source Packages Has Become Popular

One area of particular relevance has been an increase in research on proactively detecting malicious open-source software packages. One pioneering project, for instance, found over three hundred malicious open-source software packages on PyPI, npm, RubyGems [3]. Malicious code can be injected in a compiler [10] the build or in continuous integrations systems [23]. Many commercial companies have claimed to offer tools capable of detecting malicious open-source software packages, often self-publishing articles that describe how their company’s tool detected malicious packages on popular registries [24]. There has also been academic research on the topic, often emphasizing machine learning approaches to malicious open source package detection [25], [26]. One research team examined available tools for detecting malicious Python packages and found that the tools had extremely high false positive rates, so high that repository administrators found the tools unsuitable for their own use [24].

These papers on proactive open-source package malware scanning have almost exclusively focused on programming language registries like the Python Package Index (PyPI), npm, RubyGems, and others. This focus has been reasonable. After all, the vast majority of malicious open-source software packages have been found in these registries [4]. But the XZ Utils attack, which targeted major Linux distributions, suggests that open-source software package malware researchers should not exclusively focus on programming language registries.

2.3. Linux Distributions Are Also Worthy of the Attention of Software Supply Chain Security Researchers

To be fair, some researchers have done research on Linux distributions and software supply chain security. Notably, the Reproducible Builds project has focused on Debian [12], but the majority of software supply chain security research related to open-source software has focused on programming language package registries.

This omission is concerning and not only because of the XZ Utils attack. It's concerning because the software from Linux distributions is arguably just as widespread and heavily used as the software from major programming language registries. Moreover, the defenses of Linux distributions to malware are relatively under-examined, more often assumed than analyzed, let alone improved based on careful analysis.

This is why this project set out to first understand the current state of approaches to countering malware in several major Linux distributions and then assess several tools that could potentially be used to detect malware before it enters a Linux distribution package repository.

3. Methodology

The project's methodologies can be divided into two. To answer the first research question, which examines how maintainers at major Linux distributions counter malware, this paper employed an interview methodology, selecting and interviewing key maintainers from a range of major Linux distributions. To answer the second research question, we used a two-step method: (1) the research team first built six distinct datasets appropriate for benchmarking any tool that purports to detect Linux package malware and (2) The team subsequently used these benchmark datasets to evaluate the performance of various open-source tools. This section provides a detailed explanation of these methodologies.

3.1. Interviewing Maintainers at Major Linux Distributions about Countering Malware

This study used a qualitative, interview-based user research approach to understand the approaches maintainers at major Linux distributions use to counter malware and their perspectives on approaches they have employed or considered employing. This approach was chosen because knowledge about Linux distributions and malware is largely unavailable through traditional academic outlets and as key maintainers often possess insights and experiences that are otherwise inaccessible to outsiders.

Table 1 presents the key demographics of the interviewees in the sample. The seven interviewees were drawn from five different Linux distributions: Alpine, Arch, Debian, Ubuntu, and Wolfi. There were two interviewees associated with Debian and two with Arch. Four of these five distributions are long-running and widely used. Wolfi,

TABLE 1: Interviewees

#	Distro	Years of Experience)
1	Alpine	20
2	Arch	8
3	Arch	20
4	Debian	20
5	Debian	25
6	Ubuntu	2
7	Wolfi	2

a relatively recent distribution, is the sole exception. This can be attributed to the research team's affiliation (three members are affiliated with the company that maintains a Linux distribution) and the distribution's proactive use of malware scanning. The project team determined this sample of distributions to be adequate for the study, given limited resources for interviewing and the belief that these distributions are sufficiently representative. It is important to note that other major Linux distributions exist, and future researchers should consider extending this research to include them.

All interviewees possessed extensive personal experience with the Linux distribution they represented in the interviews. Several interviewees had served as leaders or founders of their respective projects. Some interviewees demonstrated particular expertise in security. The interviewees and their email addresses were identified through online searches for maintainers of these distributions and through introductions via existing personal contacts.

All participants consented to participate in interviews for this research project. Interviews lasted between thirty minutes and one hour and were conducted via video-conference calls. The majority of participants consented to being recorded to assist the research team. For the remaining interviews, the research team relied on detailed note-taking.

The interview questions were designed to be straightforward. All interviews followed the "semi-structured" format: the interviewer referred to the list of prepared questions but allowed the conversation to naturally explore unexpected topics as appropriate. The interview questionnaire included the following questions:

- 1) Please tell us about yourself.
- 2) How long have you had a relationship with Linux distro X?
- 3) What is your relationship, past and present, with Linux distro X?
- 4) Is "malware" in distro X a problem you or other maintainers have been concerned about? If so, in what ways?
- 5) What anti-malware techniques were either employed or considered to be employed at Linux distro X?
- 6) For those that were considered but not deployed, why?
- 7) For those that were deployed, why were they chosen and what were the results?
- 8) If you had advice for other distros on the topic of preventing malware from entering the distro, what would it be and why?

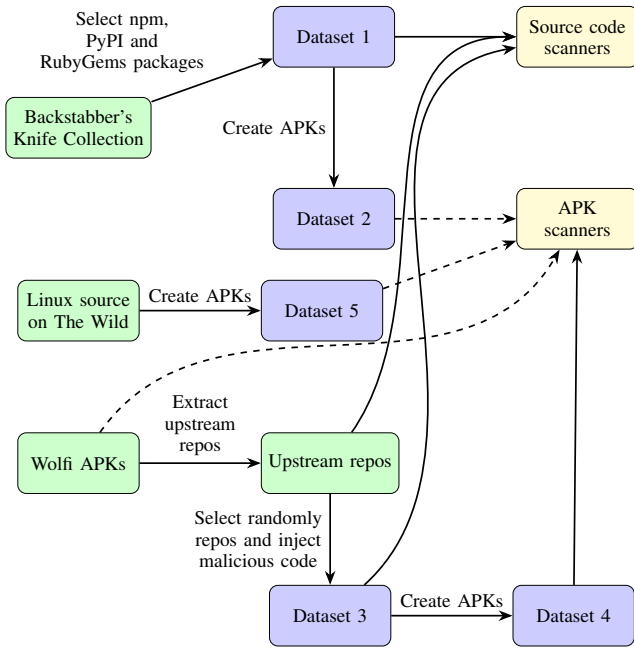


Figure 1: Diagram of Benchmarking Malware Detection Tools

3.2. Building Benchmark Datasets

The second methodological stage entailed constructing six distinct open-source Linux package malware datasets. These datasets, described in detail below, enabled the research team to precisely measure the performance of various tools. Figure 1 depicts the benchmarking methodology.

Before describing the datasets in detail, it is important to outline the methodological philosophy underpinning their design. First, as any individual dataset for benchmarking inherently has limitations, we sought to build a range of datasets that compensate for each other’s weaknesses. Second, each of the six malicious datasets has a corresponding benign dataset to enable benchmarking to measure both false positive and false negative rates. Third, some datasets focus on package binaries, specifically the .apk format used by the Alpine and Wolfi Linux distributions, while others focus on source code. This decision reflects the project team’s uncertainty regarding the relative effectiveness of binary-based and source code-based approaches to detecting malicious Linux packages. Fourth, some types of open-source Linux package malware are arguably easier to detect (such as known examples of malware binaries repackaged into a Linux package), while others are harder to detect (such as novel malware designed for new attack vectors). To address this variability, we constructed multiple datasets along this spectrum of difficulty. Fifth, we included at least one dataset containing sequential package versions for the same package, with one version being malicious. This type of “over-time” dataset enables this study and future research to evaluate tools that analyze cross-version differences, an approach employed by some open-source package malware

detection tools.

3.3. Benchmark Datasets

3.3.1. Benign Datasets. To construct a comprehensive dataset, we initially curated a set of benign examples from the Wolfi OS ecosystem [27]. Each package in Wolfi is assumed to be benign. A total of 1,866 Wolfi projects were selected, spanning the programming languages Python, JavaScript, Ruby, and C. Parsing the build files within Wolfi enabled the identification of upstream repositories for use with source code scanners. Each package includes an associated APK, which can be downloaded from the Wolfi APK index. The GitHub API was used to identify the programming language of each upstream source code repository; only repositories in Python, JavaScript, Ruby, or C were selected for analysis. Additionally, the latest version available for each Wolfi package was utilized. Similarly, the latest commit of each upstream repository was checked out for use in source code analysis.

3.3.2. Malicious Datasets. In total, six distinct malware datasets were created, as summarized in Table 2. The methodological steps for creating each dataset are showing in Figure 1 and described in detail below:

Dataset #1: Historical Malicious Examples of Open-Source Source Code. We randomly selected a subset of malicious code samples from the Backstabber’s Knife Collection dataset, including ten Python projects, ten npm projects, and ten RubyGems projects [4]. This resulted in 30 packages, which form a dataset of “historical” source code malware samples. To ensure that the sample included a range of attack strategies, we reviewed the malware techniques employed in each language ecosystem and ultimately made 15 replacements.

Dataset #2 - Malicious Linux binaries generated from known examples of malicious open source code. The thirty samples selected in *Dataset #1* were then compiled into Wolfi APKs using Melange, Wolfi’s standard package build tool `melange` [28].

To create a synthetic dataset of malicious upstream source code, we take the following steps:

- 1) Take the upstream source code URL of a given Wolfi package.
- 2) Determine the language used in the upstream source code based on information from the GitHub APIs.
- 3) Identify the injection locations. These locations had to be reachable during code execution. For example, injected code could reside in a main function that serves as the program’s entry point or in an init function called during package initialization.
- 4) Inject malicious code at the given locations.

The injected malicious code was sourced from known examples. Specifically, malicious code snippets were extracted from the datasets used in Vu et al. [24]. We used malicious behaviors similar to those from `go-malware`, as seen in the malicious packages studied in [24]. Examples of simple

TABLE 2: Datasets statistics

Dataset Name	Type	Description	# Samples
Dataset #1	Source tarballs	Historical Samples of Open Source Source Code Malware	30
Dataset #2	APK	Historical Examples of Malicious Linux Binaries	30
Dataset #3	Source tarballs	Synthetic Examples of Open Source Source Code Malware	30
Dataset #4	APK	Synthetic Examples of Open Source Linux Binaries	30
Dataset #5	APK	Synthetic Example of Linux Malicious Source Code turned into APKs	10
Dataset #6	APK	Synthetic Examples Over Time Golang Malware	10
Wolfl Upstream	Source tarballs	Upstream repositories of Wolfl APKs	1866
Wolfl APKs	APK	Wolfl APKs	1652

malicious behaviors included connecting to a remote server or collecting user information.

Dataset #4 - Synthetic examples of malicious Wolfl binaries. The source code projects in *Dataset #3* were then packaged into APKs to enable analysis of binary malware detection tools. Building upon the process described in *Dataset #3*, we add two additional steps:

- 1) Update the *expected-commit* field in the `melange` YAML file to ensure the version of the source code with injected malware was built.
- 2) Build the APK using the updated upstream source code and Melange.

Dataset #5 - Synthetic example of Linux malware source code turned into binaries. This dataset contained “full-fledged” malicious APKs. Malicious Linux source code projects targeting Linux distributions were selected from different sources, such as those cited in [29]. Only source code targeting the x64 architecture was selected. Ten malicious APKs for this dataset were generated through the following steps:

- 1) Selected the malware source code.
- 2) Extracted the build or compilation information from the source code.
- 3) Wrote the Melange YAML file to configure APK generation based on the extracted build information.
- 4) Generated the corresponding APK using the Melange YAML file.

Dataset #6 - Synthetic example of over time Go malicious source code and APKs. To identify malware, a common technique is to analyze changes in alerts generated by malware detection tools “over time” across different software versions. To simulate this process, we created a synthetic dataset of Go-based projects and injected malware from the Coldfire Golang malware development library [30] into historical versions of these projects. We selected ten projects, each with a unique malware example. For example, one project was modified to execute shellcode directly in memory, while another was engineered to launch fork bombs, resulting in denial-of-service attacks. Each injected malware sample was validated to ensure it was reachable within the project’s codebase and could be triggered to execute malicious behavior. To construct this dataset, we perform the following:

- 1) Select the five latest versions (V) of an upstream Go Wolfl project. Go-based projects can be identified based on the build pipeline within the `melange` yml file.

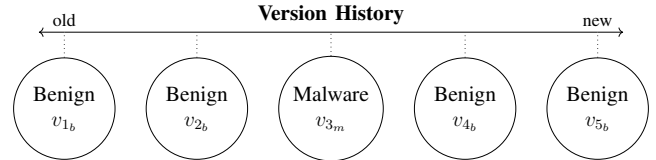


Figure 2: Construction of the “over time” dataset for a single project

- 2) Identify the five latest versions of the project, defined as $V = \{v_{1_b}, v_{2_b}, v_{3_b}, v_{4_b}, v_{5_b}\}$. As previously mentioned, we assumed all Wolfl projects and their versions to be benign.
- 3) Inject malware into the middle version, v_{3_b} . Specifically, the set of over time dataset for a single project will be as follows: $V = \{v_{1_b}, v_{2_b}, v_{3_m}, v_{4_b}, v_{5_b}\}$, where v_{3_m} is the modified malicious version replacing the benign version v_{3_b} . Figure 2 shows the final construction of an over time dataset for a single project.
- 4) Write the melange YAML file for generating APKs.
- 5) Use the melange YAML file to generate the corresponding APK.

3.4. Tool Selection and Execution

Table 3 lists the six open-source malware tools used in this study. Benchmarking this set of open-source tools is valuable for assessing their efficacy and reliability. Each of these tools has been selected due to its popularity within the community. Closed-source tools were excluded from this analysis because their underlying code is unavailable for scrutiny, and obtaining access to them requires significant time and third-party cooperation. Below, we offer a short description of each tool:

- **Bandit4Mal** [31], [32]: A tool designed to detect common malware patterns in Python code. It processes each file by building an Abstract Syntax Tree (AST) and running appropriate plugins against the AST nodes. After scanning all files, it generates a report highlighting potential malware. Notably, `Bandit4Mal` operates exclusively on source code.
- **Malcontent** [33]: A tool developed by Chainguard analyzes binary executables to detect malicious capabilities. It disassembles binaries to inspect them for suspicious behaviors based on over 16,000 YARA detection rules. We only consider the “High” and “Critical”

TABLE 3: Selection criteria for Malware Source Code Detection Tools

Malware Detection Tool	Open source	Malware detection	Multi-language support	Detection rules available	Capability Analysis
Bandit4mal	✓	✓		✓	
Malcontent	✓	✓	✓	✓	
Oss-Detect-Backdoor (ODB)	✓	✓	✓	✓	
Packj	✓	✓	✓	✓	
VirusTotal	✓	✓			
capslock	✓				✓

alerts. Malcontent functions with both source code and APKs.

- **Oss-Detect-Backdoor (ODB)** [34]: This tool is specifically designed to identify potential backdoors in open-source software projects. It scans code repositories to detect unusual code patterns, hidden functionalities, or suspicious commits, all of which could indicate the presence of a backdoor. ODB is compatible with both source code and APKs.
- **Packj** [35]: Packj is an open-source tool that audits packages and dependencies for security vulnerabilities and malicious code. It analyzes package metadata, source code, and dependency chains to identify potential risks associated with third-party libraries or modules. In this study, we have customized this tool to scan local source code files.
- **VirusTotal** [36]: VirusTotal is an online service that allows users to submit Linux samples to assess their maliciousness. It incorporates nearly 90 security vendors that scan samples and assign a malicious or benign label. VirusTotal also provides static and dynamic analyses, including file metadata, strings, and API calls. Additionally, VirusTotal is compatible with both source code and APKs.
- **Capslock** [37]: Capslock is a command-line interface (CLI) tool for capability analysis of Go packages. It informs users about the privileged operations a given package can access. The tool classifies the capabilities of Go packages by analyzing transitive calls to privileged standard library operations. Capslock operates exclusively on source code.

These tools will be employed to evaluate all upstream Wolfi URLs and a set of known malicious examples. Since not all tools produce a binary decision output (i.e., benign or malicious), some analyses will focus on a quantitative assessment of the number of alerts returned. The default detection threshold is set to one. This implies that if a sample triggers at least one alert, it is considered malicious.

Only Malcontent and Capslock will be assessed using “over-time” datasets to evaluate their ability to detect potentially malicious changes over time. Furthermore, because it cannot be safely assumed that all Wolfi packages are benign, the analysis will include a manual review of a sample of alerts for Wolfi packages. At least 10 alerts triggered by each scanner on Wolfi packages will be manually reviewed to confirm that they are indeed benign.

For the “historical” source code malware samples, as a sanity check, we review the malware strategies used within each ecosystem, considering that malicious packages may

originate from the same author or campaign. If the strategies are “too similar,” the research team will intentionally sample other examples within that ecosystem that employ ‘different’ malware strategies.

4. RQ1: Interview Key Findings

The interview results suggest broadly similar beliefs and experiences across the maintainers of these Linux distributions, though the experience of the Wolfi maintainers appears unique in their embrace of proactive malware scanning.

First, all maintainers expressed a similar belief that the XZ Utils attack was a turning point for the broader maintainer community of each distribution. The maintainers expressed a fear of social engineering as an attack vector and worry that this type of attack was difficult, if not impossible, for these communities to defend against reliably. Consequently, interest in detecting and preventing malware from entering the package repositories of these Linux distributions grew dramatically overnight.

Second, these maintainers generally mentioned two types of pre-existing counter-malware activities. First, several maintainers mentioned the Reproducible Builds project and their own efforts, or their fellow maintainers’ efforts, to increase the number of reproducible packages within each distribution. Second, the maintainers also generally mentioned “cryptographic” approaches that involved ensuring that packages had been signed, though participants also noted that signing packages is only a partial defense to countering an attacker bent on inserting malware.

Third, the participants often acknowledged that there had been, after the XZ Utils attack, more discussion within their respective communities of “identity” checking mechanisms as a way to foil attacks like the XZ Utils. Interestingly, the interview participants were uniformly hostile towards this line of thinking, expressing skepticism that the community norms of these distributions were compatible with such an approach and skepticism towards the efficacy of any such approach. Also, several interviewees did discuss a trade-off between fast package updates and avoiding malware, pointing out that the strength of “slow” Linux distributions (compared to “fast” package registries like PyPI) is in the time for review and scrutiny that staged releases allow. In short, some participants pointed towards the relatively slow release cadence of major Linux distributions as a form of passive defense against malware. Finally, several interviewees pointed out the need for efforts to ensure that, in addition to reproducible builds, that all packages be built

TABLE 4: Distribution of generated alerts on the samples in the combined dataset

	Min	Max	Mean	Std Dev	Q25	Median	Q75
VirusTotal	0	29	13.56	9.14	6	12	21
Malcontent	1	12 957	406.17	1692.65	39.25	110.5	242.25
ODB	1	478 611	3765.75	23 430.9	210.75	628.5	1870
Packj	1	5706	225.58	633.9	40.75	94	212
Bandit4mal	1	191	39.32	42.71	10	20	57

from “transparent sources,” i.e. easily understood and thus easily scrutinized source code.

Fourth, only one Linux distribution, Wolfi, has embraced proactive malware scanning. The security team associated with Wolfi has built and released an open-source tool called `Malcontent` that is deployed in production within Wolfi. `Malcontent` is used to generate alerts for each new package update with Wolfi. The difference in the alerts between each package version is analyzed; new high or critical alerts are flagged for reviewing, blocking package updates until the alert is deemed benign.

Finally, prior to the XZ Utils attack, maintainers had not given serious consideration to the use of malware scanning tools. Further, even in the aftermath of the XZ Utils attack, there is a general skepticism towards the idea, primarily due to the perceived cost of using commercial-grade scanners and concerns over who would bear the responsibility for the associated overhead of reviewing alerts. Even maintainers that express some openness about such approach remain uncertain about where to start and how to integrate them into their workflow. Interestingly, as previously noted, Wolfi has already adopted a malware scanning approach, using `Malcontent`. However, the effectiveness of `malcontent`, at least prior to this study, remains unclear.

Main findings for RQ1: Linux distributions, to date, have countered malware mainly through Reproducible Builds to detect inconsistencies and package signing for authenticity. Maintainers uniformly rejected “identity”-related checks because they felt these might clash with community norms. Notably, Wolfi maintainers have taken a unique step with the `Malcontent` tool, which proactively scans for malware in package updates - a practice not currently embraced by other distributions.

5. RQ2: Malware Tools Performance

Table 5 shows that the tools generally have high success rates with minimal failures across most datasets, indicating good reliability for these analysis tools. Some samples cannot be processed by tools, due to the tool’s limitations. For example, there are six Wolfi APKs and four upstream repositories that cannot be processed by `VirusTotal` as their sizes are larger than 650MB. `Malcontent` can process all the samples that the tool supports, while we observe a higher number of failed analyses of ODB. `Bandit4mal` fails to process only one upstream repository.

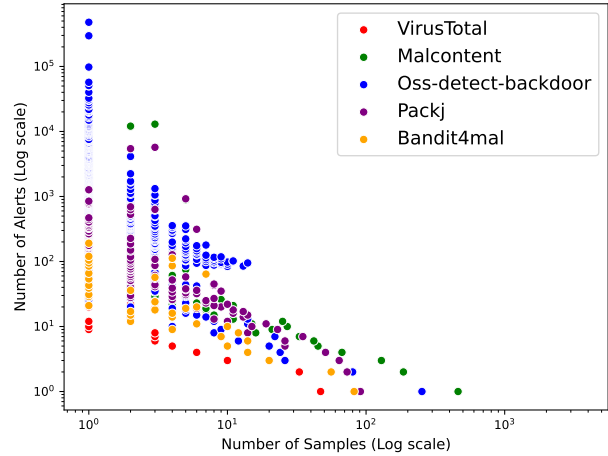


Figure 3: Distribution of alerts generated by the malware scanners on the combined dataset

Figure 3 compares the performance of five different tools (`VirusTotal`, `Malcontent`, `ODB`, `Packj`, and `Bandit4Mal`) in terms of the number of alerts versus the number of samples analyzed. `ODB` appears to generate the highest number of alerts. Table 4 shows that, on average, `ODB` produces the highest number of alerts, with a median of 628 alerts and a mean of (value missing). We observe that `Malcontent` generated 12,957 alerts for a Wolfi upstream project called `py3-azure-core`, which indicates that the tool (statement incomplete). The alerts generated by `Packj` and `Bandit4Mal` seem manageable by humans, as they are either specific to Python or contain more precise rules.

Table 6 presents a confusion matrix for several security analysis tools—`Malcontent`, `Virustotal`, `Bandit4Mal`, `ODB`, and `Packj` on malicious source code indicating their performance in classifying malicious and benign files. `VirusTotal` shows the best balance between identifying malicious files (TP) and correctly recognizing benign files (TN), suggesting it is the most reliable tool among those listed. Each tool has a distinct profile in terms of its error types. For high-sensitivity tasks (e.g., minimizing FN), `ODB` is effective, while `VirusTotal` is a suitable choice for balanced accuracy. Tools like `Bandit4Mal` and `Packj` may benefit from further tuning to reduce their error rates in both false positives and false negatives.

When applying to projects with injected malicious code in *Dataset #4*, Table 7 shows that `Virustotal` appears to be the most balanced tool, maintaining a good trade-off between high true positives and low false positives. `ODB`, while effective in identifying malicious files, may produce

TABLE 5: Success (✓) and failed (✗) analysis Attempts in each tool on the benchmarking datasets

Dataset	Bandit4Mal (✓/✗)	Malcontent (✓/✗)	ODB (✓/✗)	Packj (✓/✗)	VirusTotal (✓/✗)	Capslock (✓/✗)
Dataset #1 (source)	10/0	30/0	30/0	29/1	30/0	N/A
Dataset #2 (apk)	N/A	30/0	25/5	N/A	30/0	N/A
Dataset #3 (source)	10/0	30/0	27/3	30/0	30/0	0
Dataset #4 (apk)	N/A	30/0	28/2	N/A	30/0	N/A
Dataset #5 (apk)	N/A	10/0	10/0	N/A	10/0	N/A
Dataset #6	N/A	1856/0	1775/57	1183/3	1855/6	10/0
Wolfi upstream repos (source)	891/1	10/0	N/A	N/A	N/A	N/A
Wolfi apks (apk)	N/A	1866/0	1748/117	N/A	1862/4	N/A

TABLE 6: Dataset #1 vs Wolfi upstream repos

	Malcontent		Virustotal		Bandit4mal		ODB		Packj	
	Malicious	Benign	Malicious	Benign	Malicious	Benign	Malicious	Benign	Malicious	Benign
Malicious	16	14	22	8	4	6	29	1	18	11
Benign	934	922	59	1796	286	605	1046	729	790	393

too many false positives. ODB and Packj demonstrate high sensitivity, as they correctly identified most malicious files. Bandit4Mal also exhibits high sensitivity, as it did not miss any malicious files, albeit with fewer true positives. Malcontent and ODB exhibit notably high false positive counts, suggesting they are more conservative in classification, potentially resulting in a higher number of benign files flagged as malicious.

Table 8 shows that when distinguishing malicious samples in *Dataset #2* and benign Wolfi APKs, VirusTotal offers the best overall performance with high accuracy and a balanced precision-recall tradeoff. ODB captures nearly all malicious APKs, though it misclassifies many benign APKs. Malcontent provides moderate performance, with balanced but generally lower metrics across the board.

TABLE 8: Dataset #2 vs Wolfi APKs

	Malcontent		Virustotal		ODB	
	Malicious	Benign	Malicious	Benign	Malicious	Benign
Malicious	20	10	22	8	24	1
Benign	376	1490	13	1849	787	961

Table 9 shows that each tool exhibits distinct strengths and limitations in distinguishing malicious code injected into benign APKs and legitimate ones. VirusTotal stands out for its high accuracy and balanced metrics, making it a strong option in contexts where high overall correctness is prioritized. ODB is highly sensitive to malicious instances, capturing the majority of them, but it suffers from a high false positive rate. Malcontent has moderate accuracy but struggles with precision, suggesting limited reliability in its classification of malicious instances.

TABLE 9: Dataset #4 vs Wolfi APKs

	Malcontent		Virustotal		ODB	
	Malicious	Benign	Malicious	Benign	Malicious	Benign
Malicious	15	15	9	21	20	8
Benign	376	1490	13	1849	787	961

Table 10 shows that VirusTotal is the most balanced and reliable of the three tools, achieving high accuracy and reasonable recall, making it suitable for cases where

overall correctness is prioritized. Malcontent has moderate accuracy but low precision and recall, suggesting it may require improvements to be practical for detecting malicious instances effectively. ODB performs poorly across all metrics, indicating limited effectiveness in both detecting malicious instances and minimizing false positives.

TABLE 10: Dataset #5 vs Wolfi APKs

	Malcontent		Virustotal		ODB	
	Malicious	Benign	Malicious	Benign	Malicious	Benign
Malicious	4	6	6	4	1	9
Benign	376	1490	13	1849	787	961

5.1. ROC Curve Analysis

Figure 4a shows an ROC curve of the selected scanners on the combined datasets. The malicious set consists of *Dataset #1* to *Dataset #5*, and the benign set consists of Wolfi upstream repositories and Wolfi APKs. We observe that VirusTotal is the most effective classifier here based on the curve and AUC values, followed by Bandit4mal. Other scanners perform closer to or below random guessing levels, indicating weaker performance in distinguishing between the two classes.

Figure 4b shows the performance of different malware scanners when distinguishing between benign and malicious samples in *Dataset #1* against Wolfi upstream repositories. VirusTotal significantly outperforms the other tools in this ROC curve, with an AUC of 0.86, showing reliable classification. Packj, Malcontent, ODB, and Bandit4mal have AUC values close to or below 0.5, indicating weak performance, nearly equivalent to random classification. Figure 4c compares the performance of five detection tools (VirusTotal, Packj, Malcontent, ODB, and Bandit4mal) on *Dataset #4* versus Wolfi upstream repositories. Bandit4mal performs best, with an AUC of 0.95, followed by VirusTotal with an AUC of 0.84. These two tools demonstrate strong classification abilities, with Bandit4mal slightly outperforming VirusTotal in this scenario.

TABLE 7: Dataset #3 vs Wolfi upstream repos

	Malcontent		Virustotal		Bandit4mal		ODB		Packj	
	Malicious	Benign	Malicious	Benign	Malicious	Benign	Malicious	Benign	Malicious	Benign
Malicious	21	9	21	9	10	0	26	1	25	5
Benign	934	922	59	1796	286	605	1046	729	790	393

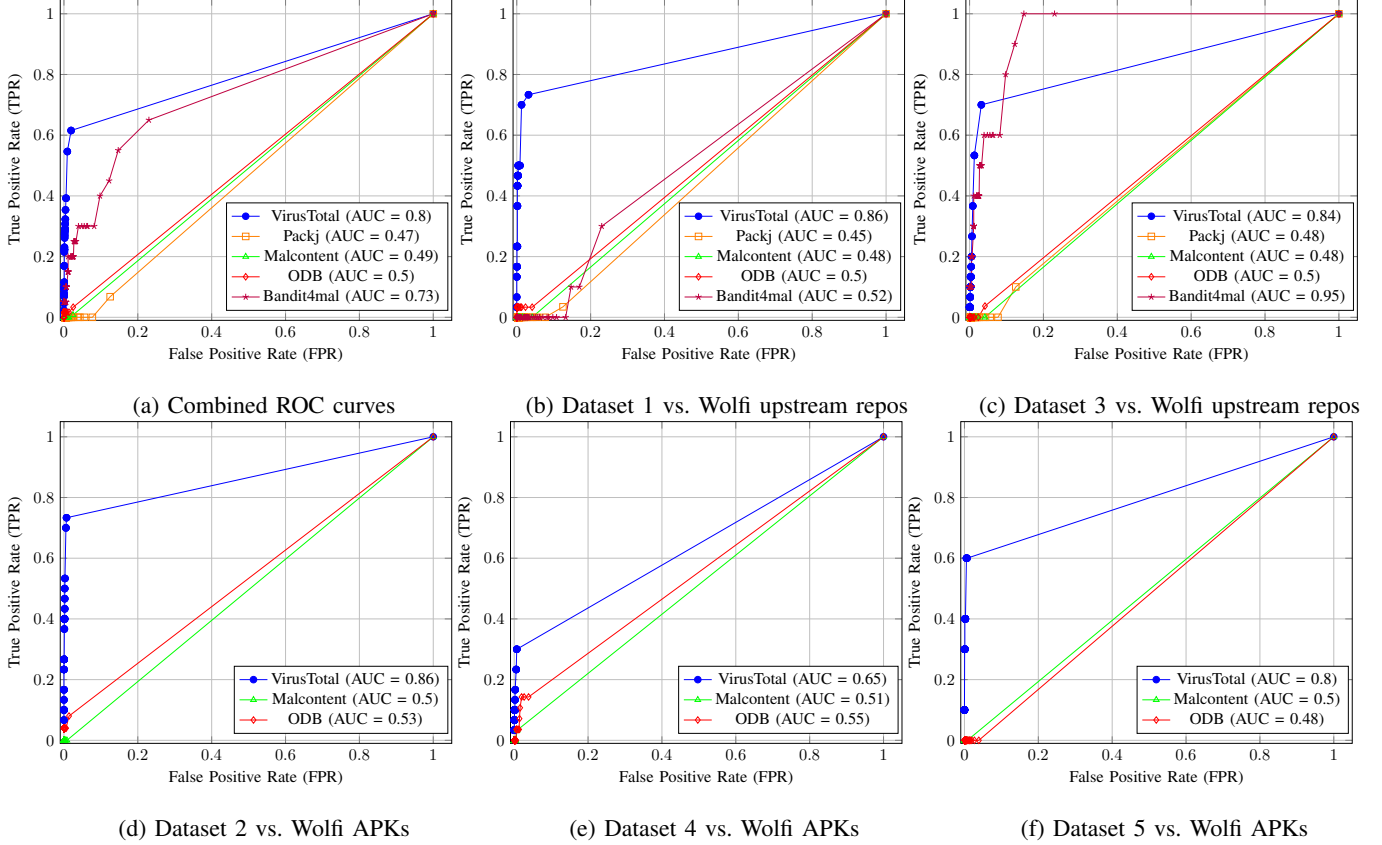


Figure 4: ROC curves for each dataset when running malware scanners with different thresholds

Figure 4d shows the performance of three detection tools (VirusTotal, Malcontent, and ODB) on *Dataset #2* versus Wolfi APKs. VirusTotal performs best, with a high AUC of 0.86, indicating reliable classification performance. ODB has limited effectiveness, with an AUC of 0.53, performing only slightly better than random guessing. Malcontent has the weakest performance, with an AUC of 0.5, indicating that it is not a suitable scanner for this dataset. Figure 4e shows the performance of three different malware detection tools (VirusTotal, Malcontent, and ODB) on the task of distinguishing between malicious and benign APK files in *Dataset #3* compared to Wolfi APKs. All models have AUC values below 0.7, indicating that none of them provide strong classification performance. VirusTotal is again the best but still falls short of high accuracy.

Figure 4f compares three scanners (VirusTotal, Malcontent, and ODB) for classifying APK files in *Dataset #5* against Wolfi APKs. VirusTotal has a steep rise in the TPR at a low FPR, indicating that it detects

a good portion of true positives without a high rate of false positives, suggesting a reliable level of accuracy for this dataset. Malcontent’s ROC curve closely follows the diagonal line, indicating that it has little discriminatory power and does not perform well in distinguishing between malicious and benign samples. ODB has an AUC close to 0.5, meaning its performance is almost at the level of random guessing.

5.2. Over time Dataset Analysis

The over time analysis as shown in Table 11 can help in understanding the consistency of classification, the evolution of detection accuracy, or the patterns in misclassification over time. In both datasets, some samples originally classified as Malicious were later categorized as Benign (and vice versa).

In Table 11, the results are an aggregation across the deltas between the versions described in Section 3. In total, we select ten projects, each with five versions. The total

dataset creates 40 sets of alerts when taking the difference between versions. Ten sets should trigger an alert for adding malware, and the remaining 30 should be benign, meaning no alerts are generated. The results are recorded in a binary fashion; if any alerts are triggered, the entire analysis is counted as one for that project version difference. However, we also record the unique alerts to represent what a practitioner would see when using the tools.

TABLE 11: Dataset 6 - Over time Dataset Analysis

	Malcontent		Capslock	
	Malicious	Benign	Malicious	Benign
Malicious	4	6	6	4
Benign	8	22	12	18

Both `Capslock` and `Malcontent` produced a precision of 0.33. `Capslock` has a recall of 0.60, and `malcontent` has a recall of 0.40. However, when using the binary trigger, the analysis can be misleading. Regarding the unique alert count, `Capslock` has a precision of 0.09 (generating 853 alerts), and `Malcontent` has a precision of 0.28 (generating 21 alerts). These results indicate that relying on the difference in alerts between scanned software versions can still be noisy and time-consuming for practitioners to review.

Main findings for RQ2: Among malware detection tools, `VirusTotal` proved the most reliable tool, balancing high accuracy in detecting both malicious and benign files. `ODB` showed strong sensitivity but had many false positives. `Malcontent` displayed moderate accuracy with lower precision, often mislabeling benign files as malicious. `Bandit4Mal` and `Packj` were sensitive but need tuning to reduce errors. Overall, `VirusTotal` performed best in balanced detection. Using scanners in a differential setting overall reduces the amount of false positives. `Malcontent` was less noisy than `capslock`, but `capslock` captured more malware.

6. Discussion

This section discusses the implications of our analysis results and provides recommendations for academics and security researchers to improve the quality and usability of malware detection tools, especially for Linux distributions.

6.1. Implications of Findings and Opportunities for Future Work

Through the interview, it became clear that maintainers generally perceive malware scanning as insufficient and not necessarily the first line of defense in preventing malware. This intuition was confirmed through our empirical analysis, which points to potential areas for improvement in both automating malware detection and developing better frameworks and infrastructure to support open source software

coordination. Identifying malicious software is a general challenge, but it is even more difficult in the context of open source, where curating an accurate and comprehensive dataset for evaluation purposes is particularly challenging. This difficulty may partly explain why the current malware scanners underperform in detecting malicious software.

In addition, the maintainers prioritize other efforts as potential first lines of defense. Initiatives such as reproducible builds and software provenance were considered promising. These techniques could allow for the possibility of automating information sharing and mitigating the risk of backdoored software. Additionally, the participants highlighted that creating coordination platforms for the open source community could facilitate better intelligence sharing, effectively serving as a security collaboration platform.

6.2. Recommendations for improving malware detection tools

Integrated Overtime Analysis, Capability Analysis, and Malware Scanners for Malware Detection: This integration leverages the strengths of each component to identify malicious files, unusual behaviors, or other indicators of compromise. `Malcontent`, in this sense, seems to be a promising approach as it suffers fewer false positives than the other tools.

Better malware detection rules: The integration of the tools can significantly benefit from the quality of the rules. The tool `ODB` in this study can catch the majority of the malicious samples, but it also produces a lot of false positives. As suggested by Vu et al. [24], some rules are better than others, therefore further research is needed to define the severity of the alerts generated by the tools in association with malicious behaviors. For example, in this study we only consider “High” and “Critical” alerts as indicators of maliciousness.

Dynamic analysis: The scanners evaluated in this study are static, which are not suitable for analyzing obfuscated code. Dynamic analysis can be beneficial, especially in over-time analysis. A promising direction is to develop a dynamic analysis component (e.g., `gVisor` [38]) in `Malcontent` to monitor new capabilities associated with malicious changes.

Fine-tuning malware scanners: Tools like `Bandit4Mal` and `Packj` may benefit from further tuning to reduce their rates of both false positives and false negatives. Several studies [3], [39] suggest that combining source code analysis with other types of analysis, such as metadata analysis, can help identify malicious packages more effectively.

7. Related Work

This work connects two major thrusts within open-source software supply chain security. Namely, the combination of *processes for detecting malicious OSS packages* and *systems to protect the software supply chain*.

7.1. Processes for Open Source Package Malware Detection & Attack Taxonomies

OSS Attack Taxonomies & Datasets There exists a myriad of work within this particular discipline. Perhaps the most visible one is that of Ohm et al. [4] which provides a taxonomized dataset of attack vectors and a dataset of malicious software packages used in real-world attacks on open-source software supply chains on three programming language package repositories (npm, PyPI, and RubyGems). Broadly put, this work recognizes that typosquatting and infection of an existing package are the two most common attacks within those communities. Following up on this, Tschacher [40] presented a comprehensive analysis of typosquatting attacks, including the systematic generation of typosquatting package names, the publication of forks of the original packages in several open-source ecosystems, among others. By doing this, they can measure the severity of such an attack by counting the number of successful installations. Lastly, Vu et al. [5] studied the potential impact of typosquatting attacks on PyPI packages based on the Levenshtein distance and number of downloads of the targeted package. They show a large number of typosquatting candidates in PyPI that PyPI Administrators should investigate. Our study investigated not only malicious packages in language-based package repositories like PyPI but also their corresponding Linux binaries (APKs).

Systems & Processes for OSS Malware Detection Vu et al. [24] conducted a comprehensive evaluation of three malware detection tools, two of which are being used in this paper. They found that these evaluated detectors had false positive rates between 15% and 97%, which was far from reaching package registry administrators' demands (less than 0.01%). This evaluation, however, does not consider scanning open-source packages in Linux distributions, which have a different curation process.

A similar line of work attempts to detect malicious code by studying developer behavior on version control system metadata. Notably, Gonzalez et al. [41] uses commit logs and repository metadata to detect potential malicious commits automatically. The method identifies 53.3% of malicious commits while flagging less than 1% of commits in the studied dataset. This research, however, does not investigate malicious commits injected into Linux utilities and their upstream source code repositories.

7.2. Systems to Protect the Software Supply Chain

Reproducible Builds and other software supply chain security research Reproducible builds [12] can help identify malicious code by allowing developers and users to verify that the source code they see is exactly what is in the final executable or software package, without any hidden alterations or malicious additions. Although these techniques are promising, it is time-consuming for large projects to be reproducible. For example, the Debian Linux distribution has worked for years to make its entire repository reproducible, and while they have made significant progress, it

remains an ongoing effort due to the scale and complexity. Our interviews highlighted the large investment follows the developers' expectation of a security improvement.

Fourne et al. [42] interviewed 24 participants from the Reproducible-Builds.org project, identifying experiences that help and hinder adoption. The authors discussed the challenges of achieving Reproducible Builds, such as variability in build environments or lack of standardization and tooling support. The authors emphasize that while reproducible builds may not be easy to achieve, they are a necessary step toward a more secure and trustworthy software supply chain.

Software Signing, Attestations and Provenance Newman et al. [20] presents *Sigstore*, a project that enables trusted parties to make authenticated claims about software artifacts. However, Sigstore does not detect malware but helps ensure that the code is from a trusted source and has not been tampered with. During the curation process, developers must verify the signatures of upstream sources, efforts such as Signstar [43] are attempting to integrate these new software signing solutions into their pipelines.

To provide more transparency on supply chain processes, Torres-Arias et al. [13] developed *in-toto*, a framework providing end-to-end security for the software supply chain of Linux distributions by enforcing detailed accountability and traceability for each step in the development and packaging processes. However, *in-toto* does not need to recognize specific malware signatures because it focuses on verifying the integrity of each step in the software supply chain. However, *in-toto* may be a tool of choice to communicate malware scanning results across different Linux distributions as we discussed in Section 6. Other systems such as Contour [44] and CHAINIAC [45] may also be viable alternatives for this goal.

7.3. Qualitative Research on Linux Communities

Lastly, there has been plenty of work studying Linux communities and their processes. Qualitative research into Linux communities, particularly has focused on understanding the motivations [46], [47], communications, retention factors, and challenges [48] that contributors experience. We believe our qualitative study cements some of the impressions explored in previous work by extending the knowledge on the realm of malware analysis practices within these communities.

Wermke et al. [49] investigated security challenges encountered by contributors such as "hypocrite commits" or malicious commits. Similarly, work by Lin [50] explored the practices in Linux distributions when managing vulnerabilities reported on the Linux Kernel. This topic of research is further expanded by Luo et al [51], which explores the CVE propagation processes for Linux distributions. This is also generalized by Shi et al. [52], who leverages a knowledge graph to discover undiscovered CVE-CPE-CWE mappings. This work reinforces the opportunities of integrating automated knowledge-sharing methods to detect and prevent

vulnerabilities added upstream into Linux distributions we have highlighted in this work.

8. Threats to Validity

There are both possible internal and external threats to the validity of this research.

8.1. Internal Threats to Validity

Data Labeling Errors The Wolfi dataset (the “benign” dataset) relies on the assumption that the packages and their upstream repositories are benign. This assumption has not been thoroughly validated. The team did not undertake the monumental task of manually verifying that all binaries and their upstream source code are, in fact, benign. Consequently, there is a risk that some samples labeled as benign may actually be malicious. If such mislabeled samples exist, they would incorrectly inflate the false positive rates. While this possibility cannot be entirely ruled out, the project team considered it a safe assumption that only a handful of packages might fall into this category, rendering the overall impact on the results minor.

Sampling Bias in Malware Selection The malware samples used in this study are unlikely to represent the full spectrum of threats encountered in real-world environments. The malicious datasets include, for instance, some heavily studied malware instances. As a result, existing tools may already be relatively well-adapted to detect these threats. This sampling bias could lead to benchmarking results that overestimate the effectiveness of the evaluated tools.

8.2. External Threats to Validity

Selection Bias in Interview Samples Our interview sample may be affected by selection bias or survivor bias. The sample predominantly consists of experienced maintainers who have been active in the field for a significant period. This selection may have excluded newer maintainers or those involved in less mainstream or “fringe” projects. Consequently, the perspectives gathered from the interviews may not fully represent the experiences of maintainers across all Linux distributions.

Evolving and Diverse Malware Threats The malware dataset used in this study is primarily composed of historical samples, including those from sources like the Backstabber’s Knife Collection and malware development libraries. While these samples provide valuable insights into well-known attack patterns, they may not adequately capture the evolving and increasingly sophisticated nature of malware. For example, the benchmark dataset does not include malicious samples employing evasion tactics, potentially limiting its applicability to modern threats.

Impact of Scanner Evolution and Updates The rapid evolution of scanner technologies introduces another potential limitation. As new malware variants are discovered

and scanners release updated detection signatures and algorithms, the performance of these tools could improve significantly. Therefore, the results presented in this study may not accurately reflect the current capabilities of these scanners, particularly if substantial updates to detection engines have occurred since the time of writing. Moreover, this study does not benchmark other tools, such as proprietary vendor-created scanners, which could offer additional insights.

9. Conclusion

Malware prevention is an increasingly significant concern for Linux distributions and their maintainers. Through interviews, we identified that most Linux distributions, excluding Wolfi, do not perform active malware scanning. The Wolfi maintainers’ use of Malcontent is helping to pioneer this active scanning approach by combining program capability analysis with malware detection techniques to identify Linux package malware threats.

By building a set of Linux package malware benchmark datasets and scanning them with existing malware scanners, we found that these tools exhibit high false positive rates and struggle to accurately identify malware. Our analysis revealed that none of the tools achieved detection rates above 70%. As a result, these tools are unlikely to be widely adopted by other Linux distributions and are likely to frustrate maintainers who attempt to use them.

In summary, this paper emphasizes the urgent need to improve malware detection within Linux package repositories. Our ultimate hope is that the next time the person or group (or even machine) behind GitHub user *JiaT75* attempts to backdoor a popular open-source project, these tools or improved versions of them, or entirely new tools will detect the attack so swiftly that it becomes a non-event, failing to garner attention in the news. Here is to hoping.

References

- [1] A. S. I. Group, “Xz utils backdoor - everything you need to know, and what you can do.” <https://www.akamai.com/blog/security-research/critical-linux-backdoor-xz-utils-discovered-what-to-know>, 2024, accessed: 2024-11-14.
- [2] D. Goodin, “What we know about the xz utils backdoor that almost infected the world,” Apr. 2024. [Online]. Available: <https://arstechnica.com/security/2024/04/what-we-know-about-the-xz-utils-backdoor-that-almost-infected-the-world/>
- [3] R. Duan, O. Alrawi, R. P. Kasturi, R. Elder, B. Saltaformaggio, and W. Lee, “Towards measuring supply chain attacks on package managers for interpreted languages,” in *Proc. of NDSS’21*, 2021.
- [4] M. Ohm, H. Plate, A. Sykosch, and M. Meier, “Backstabber’s knife collection: A review of open source software supply chain attacks,” in *International Conference on Detection of Intrusions and Malware, and Vulnerability Assessment*. Springer, 2020, pp. 23–43.
- [5] D.-L. Vu, I. Pashchenko, F. Massacci, H. Plate, and A. Sabetta, “Typosquatting and combosquatting attacks on the python ecosystem,” in *2020 IEEE European Symposium on Security and Privacy Workshops (EuroS&PW)*, 2020.
- [6] I. Z. Schlueter, “npm blog archive: kik, left-pad, and npm,” Mar. 2016. [Online]. Available: <https://blog.npmjs.org/post/141577284765/kik-left-pad-and-npm>

- [7] E. Roth, "Open source developer corrupts widely-used libraries, affecting tons of projects," Jan. 2022. [Online]. Available: <https://www.theverge.com/2022/1/9/22874949/developer-corrupts-open-source-libraries-projects-affected>
- [8] I. Arvanitis, G. Ntousakis, S. Ioannidis, and N. Vasilakis, "A systematic analysis of the event-stream incident," in *Proceedings of the 15th European Workshop on Systems Security*, ser. EuroSec '22. New York, NY, USA: Association for Computing Machinery, 2022, p. 22–28. [Online]. Available: <https://doi.org/10.1145/3517208.3523753>
- [9] N. Bansal and S. Scott, "The 5x5—the xz backdoor: Trust and open source software," May 2024. [Online]. Available: <https://dfrlab.org/2024/05/01/the-5x5-the-xz-backdoor-trust-and-open-source-software/>
- [10] K. Thompson, "Reflections on trusting trust," *Communications of the ACM*, vol. 27, no. 8, pp. 761–763, 1984.
- [11] D. A. Wheeler, "Countering trusting trust through diverse double-compiling," in *21st Annual Computer Security Applications Conference (ACSAC'05)*. IEEE, 2005, pp. 13–pp.
- [12] C. Lamb and S. Zacchiroli, "Reproducible builds: Increasing the integrity of software supply chains," *IEEE Software*, vol. 39, no. 2, pp. 62–70, 2021.
- [13] S. Torres-Arias, H. Afzali, T. K. Kuppasamy, R. Curtmola, and J. Cappos, "in-toto: Providing farm-to-table guarantees for bits and bytes," in *28th USENIX Security Symposium (USENIX Security 19)*, 2019, pp. 1393–1410.
- [14] D. Geer, B. Tozer, and J. S. Meyers, "For good measure: Counting broken links: A quant's view of software supply chain security," *USENIX; Login*, vol. 45, no. 4, 2020.
- [15] U. S. G. A. Office, "Cybersecurity: Federal response to solarwinds and microsoft exchange incidents — u.s. gao," Feb. 2022. [Online]. Available: <https://www.gao.gov/products/gao-22-104746>
- [16] CISA, "Advanced persistent threat compromise of government agencies, critical infrastructure, and private sector organizations," Apr. 2021. [Online]. Available: <https://www.cisa.gov/news-events/cybersecurity-advisories/aa20-352a>
- [17] N. Zahan, Y. Acar, M. Cukier, W. Enck, C. Kästner, A. Kapravelos, D. Wermke, and L. Williams, "S3c2 summit 2023-11: Industry secure supply chain summit," *arXiv preprint arXiv:2408.16529*, 2024.
- [18] B. Xia, T. Bi, Z. Xing, Q. Lu, and L. Zhu, "An empirical study on software bill of materials: Where we stand and the road ahead," in *2023 IEEE/ACM 45th International Conference on Software Engineering (ICSE)*. IEEE, 2023, pp. 2630–2642.
- [19] N. Zahan, E. Lin, M. Tamanna, W. Enck, and L. Williams, "Software bills of materials are required. are we there yet?" *IEEE Security & Privacy*, vol. 21, no. 2, pp. 82–88, 2023.
- [20] Z. Newman, J. S. Meyers, and S. Torres-Arias, "Sigstore: Software signing for everybody," in *Proceedings of the 2022 ACM SIGSAC Conference on Computer and Communications Security*, 2022, pp. 2353–2367.
- [21] K. Merrill, Z. Newman, S. Torres-Arias, and K. R. Sollins, "Speranza: Usable, privacy-friendly software signing," in *Proceedings of the 2023 ACM SIGSAC Conference on Computer and Communications Security*, 2023, pp. 3388–3402.
- [22] "Supply-chain levels for software artifacts." [Online]. Available: <https://slsa.dev/>
- [23] F. Moriconi, A. I. Neergaard, L. Georget, S. Aubertin, and A. Francillon, "Reflections on trusting docker: Invisible malware in continuous integration systems," in *2023 IEEE Security and Privacy Workshops (SPW)*. IEEE, 2023, pp. 219–227.
- [24] D.-L. Vu, Z. Newman, and J. S. Meyers, "Bad snakes: Understanding and improving python package index malware scanning," in *2023 IEEE/ACM 45th International Conference on Software Engineering (ICSE)*. IEEE, 2023, pp. 499–511.
- [25] M. Ohm, F. Boes, C. Bungartz, and M. Meier, "On the feasibility of supervised machine learning for the detection of malicious software packages," in *Proceedings of the 17th International Conference on Availability, Reliability and Security*, 2022, pp. 1–10.
- [26] N. Zahan, P. Burckhardt, M. Lysenko, F. Aboukhadijeh, and L. Williams, "Shifting the lens: Detecting malware in npm ecosystem with large language models," *arXiv preprint arXiv:2403.12196*, 2024.
- [27] Chainguard, "Wolfi os," 2024. [Online]. Available: <https://github.com/wolfi-dev/os>
- [28] Chainguard, "melange," 2023, accessed: 2024-11-14. [Online]. Available: <https://github.com/chainguard-dev/melange>
- [29] Timb Machine, "Linux malware," 2023, accessed: 2024-11-14. [Online]. Available: <https://github.com/timb-machine/linux-malware>
- [30] R. C. Labs, "Coldfire: Golang malware development library wolfi os," 2020. [Online]. Available: <https://github.com/redcode-labs/Coldfire>
- [31] lyvd, "Badit4mal," 2024. [Online]. Available: <https://github.com/lyvd/badit4mal>
- [32] D.-L. Vu, F. Massacci, I. Pashchenko, H. Plate, and A. Sabetta, "Lastpymile: identifying the discrepancy between sources and packages," in *Proceedings of the 29th ACM Joint Meeting on European Software Engineering Conference and Symposium on the Foundations of Software Engineering*, 2021, pp. 780–792.
- [33] Chainguard, "Malcontent," 2024. [Online]. Available: <https://github.com/chainguard-dev/malcontent>
- [34] Microsoft, "Oss detect backdoor," 2024. [Online]. Available: <https://github.com/microsoft/OSSGadget/tree/main/src/oss-detect-backdoor>
- [35] Ossilate, "Packj," 2024. [Online]. Available: <https://github.com/ossilate-inc/packj>
- [36] VirusTotal, "VirusTotal," 2024. [Online]. Available: <https://www.virustotal.com/>
- [37] Google, "Capslock," 2024. [Online]. Available: <https://github.com/google/capslock>
- [38] T. gVisor Authors, "The container security platform," <https://github.com/google/gvisor>, accessed: 2024-11-14.
- [39] M. Taylor, R. K. Vaidya, D. Davidson, L. De Carli, and V. Rastogi, "Spellbound: Defending against package typosquatting," *arXiv preprint arXiv:2003.03471*, 2020.
- [40] N. P. Tschacher, "Typosquatting in programming language package managers," Ph.D. dissertation, Universität Hamburg, Fachbereich Informatik, 2016.
- [41] D. Gonzalez, T. Zimmermann, P. Godefroid, and M. Schäfer, "Anomalous: Automated detection of anomalous and potentially malicious commits on github," in *2021 IEEE/ACM 43rd International Conference on Software Engineering: Software Engineering in Practice (ICSE-SEIP)*. IEEE, 2021, pp. 258–267.
- [42] M. Fourné, D. Wermke, W. Enck, S. Fahl, and Y. Acar, "It's like flossing your teeth: On the importance and challenges of reproducible builds for software supply chain security," in *2023 IEEE Symposium on Security and Privacy (SP)*. IEEE, 2023, pp. 1527–1544.
- [43] A. Linux, "A secure enclave signing solution," <https://gitlab.archlinux.org/archlinux/signstar>, accessed: 2024-11-14.
- [44] M. Al-Bassam and S. Meiklejohn, "Contour: A practical system for binary transparency," in *Data Privacy Management, Cryptocurrencies and Blockchain Technology: ESORICS 2018 International Workshops, DPM 2018 and CBT 2018, Barcelona, Spain, September 6-7, 2018, Proceedings 13*. Springer, 2018, pp. 94–110.
- [45] K. Nikitin, E. Kokoris-Kogias, P. Jovanovic, N. Gailly, L. Gasser, I. Khoffi, J. Cappos, and B. Ford, "{CHAINIAC}: Proactive {Software-Update} transparency via collectively signed skipchains and verified builds," in *26th USENIX Security Symposium (USENIX Security 17)*, 2017, pp. 1271–1287.

- [46] H. Zhao, "A qualitative study of the linux open source community," 1999. [Online]. Available: https://cdr.lib.unc.edu/concern/masters_apers/v405sf00g
- [47] G. Hertel, S. Niedner, and S. Herrmann, "Motivation of software developers in open source projects: an internet-based survey of contributors to the linux kernel," *Research policy*, vol. 32, no. 7, pp. 1159–1177, 2003.
- [48] P. Hughes and G. Shurleff, "Lj interviews linus torvalds," *Linux Journal*, vol. 1996, no. 29es, pp. 1–es, 1996.
- [49] D. Wermke, N. Wöhler, J. H. Klemmer, M. Fourné, Y. Acar, and S. Fahl, "Committed to trust: A qualitative study on security & trust in open source software projects," in *2022 IEEE symposium on Security and Privacy (SP)*. IEEE, 2022, pp. 1880–1896.
- [50] J. Lin, H. Zhang, B. Adams, and A. E. Hassan, "Vulnerability management in linux distributions: An empirical study on debian and fedora," *Empirical Software Engineering*, vol. 28, no. 2, p. 47, 2023.
- [51] J. Luo, H. Shi, Y. Zhang, R. Wang, Y. Shen, Y. Chen, X. Shi, R. Liu, C. Hu, and Y. Jiang, "Cvecenter: Industry practice of automated vulnerability management for linux distribution community," in *Companion Proceedings of the 32nd ACM International Conference on the Foundations of Software Engineering*, ser. FSE 2024. New York, NY, USA: Association for Computing Machinery, 2024, p. 329–339. [Online]. Available: <https://doi.org/10.1145/3663529.3663852>
- [52] Z. Shi, N. Matyunin, K. Graffi, and D. Starobinski, "Uncovering cwe-cpe relations with threat knowledge graphs," *ACM Transactions on Privacy and Security*, vol. 27, no. 1, pp. 1–26, 2024.