

CERN-EP-2024-302

12 Nov 2024

Studying charm hadronisation into baryons with azimuthal correlations of Λ_c^+ with charged particles in pp collisions at $\sqrt{s} = 13$ TeV

ALICE Collaboration*

Abstract

The distribution of angular correlations between prompt charm hadrons and primary charged particles in pp collisions is sensitive to the charm-quark hadronisation process. In this letter, charm-baryon correlations are measured for the first time by studying the azimuthal-angle difference between charged particles and prompt Λ_c^+ baryons produced in pp collisions at a centre-of-mass energy of $\sqrt{s} = 13$ TeV, with the ALICE detector. Λ_c^+ baryons are reconstructed at midrapidity ($|y| < 0.5$) in the transverse-momentum interval $3 < p_T < 16$ GeV/c, and correlated with charged particles with $p_T > 0.3$ GeV/c and pseudorapidity $|\eta| < 0.8$. For $3 < p_T^{\Lambda_c^+, D} < 5$, GeV/c, the comparison with published measurements of D-meson and charged-particle correlations in the same collision system hints at a larger number of low-momentum particles associated with Λ_c^+ -baryon triggers than with D-meson triggers, both in the collinear and opposite directions with respect to the trigger particle. These differences can be quantified by the comparison of the properties of the near- and away-side correlation peaks, and are not reproduced by predictions of various Monte Carlo event generators, generally underpredicting the associated particle yields at $p_T^{\text{assoc}} < 1$ GeV/c. This tension between Λ_c^+ -baryon and D-meson associated peak yields could suggest a modified fragmentation of the charm quark, or a different hadronisation process, when a charm baryon is produced in the final state.

arXiv:2411.10104v1 [hep-ex] 15 Nov 2024

© 2024 CERN for the benefit of the ALICE Collaboration.

Reproduction of this article or parts of it is allowed as specified in the CC-BY-4.0 license.

*See Appendix A for the list of collaboration members

1 Introduction

In recent years, the investigation of charm-quark hadronisation has emerged as a pivotal field of research within high-energy particle physics. Following a factorisation approach based on the separation of processes involving soft and hard squared momentum-transfer (Q^2) scales [1], the production cross section of charm hadrons in ultrarelativistic hadronic collisions can be described as the convolution of three terms: (i) the parton distribution functions (PDFs) of the colliding nucleons; (ii) the cross section of the hard parton scattering responsible for generating the $c\bar{c}$ pair, which can be calculated using perturbative quantum chromodynamics (pQCD) due to the large Q^2 of the process; and (iii) the charm-quark fragmentation function, governing the transition from the charm quark into a final-state hadron. The fragmentation function cannot be computed perturbatively, as it is associated with soft processes featuring large values of the QCD coupling constant α_s . Consequently, it is generally parameterised from measurements performed in e^+e^- and ep collisions, assuming its universality across different collision systems [2].

While measurements of D-meson production at hadronic colliders are well described by pQCD calculations employing fragmentation fractions extracted from e^+e^- and ep collisions [3–9], in the last decade a large wealth of results related to charm-baryon production have disproved the fragmentation fraction universality assumption. In particular, measurements of Λ_c^+/D^0 production yield ratios in pp collisions at the LHC showed an enhancement for $p_T < 8$ GeV/c compared to equivalent measurements in e^+e^- and ep collisions, as well as to expectations from pQCD calculations and Monte Carlo simulations using a model of quark fragmentation constrained by measurements on e^+e^- and ep collisions [10–14]. An even larger enhancement was observed for the production of charm-strange baryon states compared to D^0 production [15–17]. As a consequence, the fragmentation fractions of charm quarks into ground-state charm hadrons measured in pp collisions at the LHC [5, 18] show significantly larger values for charm baryons and, consequently, reduced values for D mesons, with respect to those measured in e^+e^- and ep collisions [19, 20].

Several models try to explain the observed baryon enhancement in terms of modified hadronisation with respect to in-vacuum fragmentation, either by considering colour reconnection mechanisms beyond the leading-colour approximation, with new junction topologies that favour baryon formation [21], or by considering coalescence as an accompanying hadronisation mechanism [22, 23]. Another approach (“SHM+RQM” [24]) foresees the existence of a significant number of unobserved charm-baryon resonant states, whose decay would contribute to the charm-baryon ground-state production yields. While these models can generally reproduce the Λ_c^+/D^0 measurements, they have more difficulties predicting the enhancement of higher-mass baryons as $\Xi_c^{0,+}$ and Ω_c^0 [5, 17]. A comprehensive understanding of charm hadronisation in hadronic collisions thus remains challenging.

On top of baryon-to-meson particle ratios, additional information on possible modifications of charm hadronisation was obtained from a study of the jet momentum fraction carried by the Λ_c^+ baryon along the jet axis [25], and from a comparison with analogous results for D-meson jets [26], performed with ALICE in pp collisions at $\sqrt{s} = 13$ TeV. Studying jets containing a Λ_c^+ baryon and their kinematic structure also allows us to probe whether charm hadronisation features are related to a local effect, i.e. related to particles close in phase-space to the Λ_c^+ baryon. The results obtained from the measurement [25] hint at a softer fragmentation of the charm quark when it fragments into a baryon, at least within the limited kinematic region probed.

Further investigation on the charm hadronisation mechanism and the charm-jet properties can be obtained from specific studies of angular correlations involving charm hadrons. In particular, for the $c\bar{c}$ pair production process at leading-order in α_s , the azimuthal correlation distribution between charm hadrons (denoted as “trigger particles”) and charged (“associated”) particles produced in the same collision features a “near-side” peak at $\Delta\phi = \phi_{\text{trigger}} - \phi_{\text{assoc}} \approx 0$ and an “away-side” peak at $\Delta\phi \approx \pi$. The former

peak arises from the particles produced by the fragmentation of the charm quark that hadronises into the trigger charm hadron, while the latter is originated by the other charm-quark fragmentation products [27]. The shape, height and integral of the near-side peak provide a detailed characterisation of the charm-induced jet. Such properties are closely related to the amount of charged particles produced from the charm parton shower in association with the charm hadron, their angular displacement from such a hadron, and their transverse momentum. All these quantities are, in turn, directly influenced by the specific mechanism of hadronisation of the charm quark. A complete characterisation of the near-side peak of the correlation distribution in the case of charm-quark hadronisation into a D meson has already been performed by ALICE [27–29], allowing us to evaluate the properties of charm jets and to validate predictions from Monte Carlo generators and models. For charm baryons, no corresponding results are currently available.

In this Letter, the first measurements of the azimuthal correlation distribution between Λ_c^+ baryons and charged particles in pp collisions are reported. The study uses a sample of pp collisions at $\sqrt{s} = 13$ TeV, collected with the ALICE detector during the LHC Run 2. A quantitative estimation of the correlation peak features is provided in different transverse-momentum ranges of both Λ_c^+ baryons and charged particles, focusing in particular on the near-side peak. The results are compared to previous ALICE measurements of D-meson azimuthal correlations with charged particles to explore potential differences in the charm hadronization process associated with baryon formation. A comparison of the results to predictions from Monte Carlo generators considering either in-vacuum fragmentation or modified hadronisation mechanisms is also reported.

The Letter is structured as follows. Section 2 summarises information on the ALICE detector, data and Monte Carlo sample exploited for the study. The analysis procedure is described in Sec. 3. The systematic uncertainties affecting the measurement are outlined in Sec. 4. A discussion of the results obtained from the measurement is reported in Sec. 5, and conclusions are provided in Sec. 6.

2 Experimental apparatus and data samples

A comprehensive description of the ALICE detector and its operational characteristics can be found in Refs. [30, 31]. The reconstruction of Λ_c^+ baryons and charged particles was carried out using detectors located in the central barrel, covering a pseudorapidity of $|\eta| < 0.9$ and subject to a magnetic field of 0.5 T aligned parallel to the beam axis. In particular, the Inner Tracking System (ITS) [32] and the Time Projection Chamber (TPC) [33] were used to reconstruct the tracks of charged particles. The primary interaction vertex and the decay vertices of charm hadrons were reconstructed by exploiting the excellent spatial resolution provided by the ITS. The TPC, in conjunction with the Time-of-Flight (TOF) detector [34], provided information for charged-particle identification (PID). Additionally, detectors positioned along the beamline, covering forward and backward rapidity, played a crucial role in the analysis. The V0 detector [35] is a set of scintillators covering the pseudorapidity ranges $2.8 < \eta < 5.1$ (V0A) and $-3.7 < \eta < -1.7$ (V0C), used for event triggering and background rejection. The T0 detector is an array of Cherenkov counters, positioned along the beamline, at a distance of +370 cm (T0A) and -70 cm (T0C) from the nominal interaction point, which provided the collision starting time used by the TOF [36].

The data sample employed in the analysis comprised proton–proton (pp) collisions at $\sqrt{s} = 13$ TeV, recorded in 2016, 2017, and 2018, and consisting of an integrated luminosity of $\mathcal{L}_{\text{int}} = 29.2 \pm 0.5 \text{ nb}^{-1}$, determined from the visible cross section measured with the V0 detector [37]. The collisions were recorded using a minimum bias (MB) trigger, requiring coincident signals in both the V0 scintillators. Background events arising from interactions between protons in the beam and residual gas within the beam pipe were removed in the offline processing using the time information from the V0 and the correlation between the number of hits and the track segments reconstructed in the Silicon Pixel Detector

(SPD), which constitutes the two innermost layers of the ITS. Furthermore, all events featuring more than one reconstructed primary vertex with at least five reconstructed tracks associated were eliminated in order to exclude pileup events within the same bunch crossing. Only events with a reconstructed primary vertex within ± 10 cm from the nominal centre of the ALICE detector along the beam direction were selected in order to ensure a uniform acceptance of the central-barrel detectors.

Monte Carlo (MC) samples of pp collisions at the same centre-of-mass energy were employed for training the machine-learning algorithm used to discriminate between signal and background Λ_c^+ baryon candidates, as well as for correcting the azimuthal-correlation measurements. The Monte Carlo samples were produced with the PYTHIA 8.243 event generator [38], with SoftQCD and using the Monash tune [39], and requiring that each collision contained either a $c\bar{c}$ or a $b\bar{b}$ pair. These simulations include the transport of the produced particles through the ALICE detector via the GEANT3 package [40], reproducing its complete geometry, response, and conditions throughout the data acquisition.

3 Analysis strategy

The analysis strategy follows the procedure outlined in previous studies on angular correlations of D mesons with primary charged particles [27–29]. The main analysis steps include: (i) selecting Λ_c^+ and charged particles; (ii) evaluating the azimuthal-correlation distribution and applying corrections for detector-related effects, contamination from secondary particles, and contribution from beauty feed-down; (iii) fitting the azimuthal-correlation distribution of Λ_c^+ baryons with charged particles to extract quantitative information on its properties.

3.1 Selection of Λ_c^+ baryons and associated particles

Λ_c^+ baryons, reconstructed from the hadronic decay channel $\Lambda_c^+ \rightarrow pK^-\pi^+$ in the transverse-momentum interval $3 < p_T^{\Lambda_c^+} < 16$ GeV/c were used, together with their charge conjugates, as trigger particles in this analysis. The total branching ratio of this channel, considering both resonant and direct decay channels, is B.R. = $(6.24 \pm 0.28)\%$ [2]. A binary classification approach based on Boosted Decision Trees (BDT) algorithms provided by the XGBOOST library [41] was used to optimally suppress the combinatorial background, enhancing the statistical significance of the signal invariant-mass peak, while keeping the signal efficiency as high as possible [13]. The algorithm considered topological variables which exploit the characteristic displacement of the Λ_c^+ decay vertex with respect to the primary vertex ($c\tau \approx 60 \mu\text{m}$ [2]). The particle-identification information of TPC and TOF on the Λ_c^+ decay products were also employed. The Λ_c^+ raw yields were extracted with a fit to the invariant-mass distribution of the selected candidates, performed using a second-order polynomial to describe the background and a Gaussian function to model the signal peak, as in similar analyses [4].

Associated particles were defined as primary charged particles [42] (being pions, kaons, protons, electrons, or muons) with transverse momentum $p_T^{\text{assoc}} > 0.3$ GeV/c and pseudorapidity $|\eta| < 0.8$. The decay products of the Λ_c^+ candidates were excluded from the associated-particle sample. Charged-particle tracks were reconstructed by requiring a minimum of 70 space points out of 159 in the TPC, 2 out of 6 in the ITS, and a χ^2/ndf of the momentum fit in the TPC smaller than 2. Furthermore, tracks were required to have a maximum distance of closest approach (DCA) to the primary vertex of 1 cm in the transverse (xy) plane and along the beamline (z direction).

3.2 Construction of the azimuthal-correlation distribution and corrections

The selected Λ_c^+ baryon candidates within $\pm 2\sigma$ from the centre of the invariant-mass signal peak (referred to as the “peak region”) were correlated with associated particles reconstructed and selected within the same event (SE). This choice was preferred to the more common 3σ definition to reduce the contribution of the combinatorial background in the peak region. A two-dimensional angular-correlation

distribution, denoted as $C_{SE}(\Delta\phi, \Delta\eta)_{\text{peak region}}$, was built for each kinematic range studied. The resulting angular correlation distribution was corrected for the limited detector acceptance and efficiency for the reconstruction and selection of Λ_c^+ baryon candidates and associated particles. This was done by weighting each correlation pair by $1/(A \times \varepsilon)^{\text{assoc}} \times 1/(A \times \varepsilon)^{\text{trigger}}$, where A and ε represent the acceptance and efficiency factors of the associated particles and the Λ_c^+ baryons, respectively, evaluated using Monte Carlo simulations and assumed to be independent of each other. The contribution of background Λ_c^+ candidates to the correlation distribution was estimated using the two-dimensional angular-correlation distribution evaluated in the Λ_c^+ sidebands, $C_{SE}(\Delta\phi, \Delta\eta)_{\text{sidebands}}$, considering the Λ_c^+ candidates with invariant mass M in the range $4\sigma < |M - \mu| < 8\sigma$ as triggers, with μ being the centre of the invariant-mass signal peak. This contribution was normalised by a factor $B_{\text{peak}}/B_{\text{sidebands}}$, where B_{peak} and $B_{\text{sidebands}}$ denote the number of Λ_c^+ background candidates in the peak and sideband regions, respectively. These were evaluated as the integral of the background component of the fit function to the invariant-mass distribution in those regions. The subtraction from the signal region correlation distribution of the normalised sideband distribution was then performed.

A correction for losses due to pair acceptance effects and detector inhomogeneities was estimated using the mixed-event (ME) technique. Specifically, mixed-event correlation distributions were built in the peak region and the sidebands ($C_{ME}(\Delta\phi, \Delta\eta)_{\text{peak region}}$ and $C_{ME}(\Delta\phi, \Delta\eta)_{\text{sidebands}}$, respectively) by correlating Λ_c^+ -trigger candidates with associated charged particles from other events characterised by a similar midrapidity event multiplicity and primary vertex location along the beam axis, and applying the same acceptance and efficiency weights used for the same-event distributions. After normalising the $C_{ME}(\Delta\phi, \Delta\eta)_{\text{peak region}}$ and $C_{ME}(\Delta\phi, \Delta\eta)_{\text{sidebands}}$ distributions to 1 in the range $(\Delta\phi, \Delta\eta) \approx (0, 0)$, the mixed-event correction was applied by dividing the same-event correlation distributions by the mixed-event ones.

To ensure adequate statistical precision for this analysis, the per-trigger normalised two-dimensional correlation distribution was integrated within the range $|\Delta\eta| < 1$, and the correlation distribution was restricted to the interval $0 \leq \Delta\phi \leq \pi$ by reflecting the original correlation distribution, which covered the range $-\pi/2 \leq \Delta\phi \leq 3\pi/2$, around the symmetry points $\Delta\phi = 0$ and $\Delta\phi = \pi$.

A correction factor for removing the residual contamination of non-primary associated particles not rejected by the track selection, $p_{\text{prim}}(\Delta\phi)$, was applied differentially in $\Delta\phi$. It was evaluated with Monte Carlo simulations based on PYTHIA 8 by quantifying the fraction of primary particles, among all the reconstructed tracks, satisfying the selection criteria. The above procedure is summarised in the following equation:

$$\tilde{C}_{\text{inclusive}}(\Delta\phi, \Delta\eta) = \frac{p_{\text{prim}}(\Delta\phi)}{S_{\text{peak}}} \left(\frac{C_{SE}(\Delta\phi, \Delta\eta)}{C_{ME}(\Delta\phi, \Delta\eta)} \Big|_{\text{peak region}} - \frac{B_{\text{peak}}}{B_{\text{sidebands}}} \frac{C_{SE}(\Delta\phi, \Delta\eta)}{C_{ME}(\Delta\phi, \Delta\eta)} \Big|_{\text{sidebands}} \right), \quad (1)$$

where S_{peak} is the number of triggers in the peak region, evaluated by integrating in the peak region the Gaussian component of the fit function applied to the invariant-mass distribution, weighted by $1/(A \times \varepsilon)^{\text{trigger}}$. It provides the per-trigger normalisation of the signal correlation distribution.

A large fraction f_{prompt} of the reconstructed Λ_c^+ baryons originate from charm-quark hadronisation or decays of excited open charm or quarkonium states. The value of f_{prompt} ranges from 92% to 85%, decreasing with increasing $p_T^{\Lambda_c^+}$. The remaining Λ_c^+ baryons, known as feed-down Λ_c^+ baryons, are produced from decays of beauty hadrons. The feed-down contribution to the measured correlation distribution was estimated using templates of the azimuthal-correlation distribution of feed-down Λ_c^+ baryons with charged particles, $\tilde{C}_{\text{feed-down}}^{\text{MC}}(\Delta\phi)$, obtained with PYTHIA 8 simulations¹.

¹For data-to-model comparisons and for getting correction factors that did not require a simulation of the detector response,

The topological selections applied to the non-prompt Λ_c^+ -baryon candidates favour specific beauty-hadron decay topologies, where the Λ_c^+ -baryon and the other decay charged particles are emitted in similar directions. As a consequence, the shape of the feed-down correlation contribution present in the data distribution was affected by distortions at small $\Delta\phi$ values compared to the template function evaluated from the PYTHIA 8 simulations. A correction factor $b_{\text{bias}}(\Delta\phi)$, obtained via Monte Carlo studies, was applied to the measured correlation distribution $\tilde{C}_{\text{inclusive}}(\Delta\phi)$ to account for such effect, as detailed in Ref. [29]. The feed-down correlation template was then subtracted from the measured distribution after normalising it by $(1 - f_{\text{prompt}})$, i.e. the fraction of feed-down Λ_c^+ candidates, evaluated exploiting FONLL calculations for the beauty-quark production cross section [43–45] and LHCb parton-to-hadron fragmentation fractions [46].

As recently measured by ALICE [13], a significant fraction (approximately $\approx 38\%$) of Λ_c^+ baryons originate from the decay of $\Sigma_c^{0,+,++}$ (2455) baryons. Among these states, the $\Sigma_c^{0,+,++}$ (2455) decays into a Λ_c^+ baryon paired with a low-momentum pion, with a branching ratio of 100% [2]. These low-momentum pions tend to be predominantly aligned with the direction of the Λ_c^+ baryon, resulting in an enhancement of the azimuthal correlation distribution around $\Delta\phi = 0$. This contribution, not related to the charm parton shower and hadronisation, was removed by simulating the $\Sigma_c^{0,+,++} \rightarrow \Lambda_c^+ \pi^{-,+}$ decay kinematics and computing the azimuthal correlation distribution between their decay products ($\tilde{C}_{(\Lambda_c^+, \pi^{-,+}) \leftarrow \Sigma_c^{0,+,++}}^{\text{MC}}(\Delta\phi)$). These generated templates were then scaled by a factor which accounted for the measured yields of $\Lambda_c^+ \leftarrow \Sigma_c^{0,+,++}$ and Λ_c^+ and subtracted from the measured correlation distribution.

The fully-corrected, per-trigger azimuthal correlation distribution of prompt Λ_c^+ baryons and charged particles was obtained as summarised in Eq. 2:

$$\frac{1}{N_{\Lambda_c^+}} \frac{dN^{\text{assoc}}(\Delta\phi)}{d\Delta\phi} = \frac{1}{f_{\text{prompt}}} \left[b_{\text{bias}}(\Delta\phi) \tilde{C}_{\text{inclusive}}(\Delta\phi) - (1 - f_{\text{prompt}}) \tilde{C}_{\text{feed-down}}^{\text{MC}}(\Delta\phi) \right] - \frac{\sigma(\Lambda_c^+ \leftarrow \Sigma_c^{0,+,++})}{\sigma(\Lambda_c^+)} \tilde{C}_{(\Lambda_c^+, \pi^{-,+}) \leftarrow \Sigma_c^{0,+,++}}^{\text{MC}}(\Delta\phi). \quad (2)$$

3.3 Extraction of correlation properties

In order to quantify its properties, the Λ_c^+ azimuthal-correlation distribution was fitted using the following function, already exploited and motivated in previous D-meson azimuthal correlation studies [29]:

$$f(\Delta\phi) = b + \frac{Y_{\text{NS}} \times \beta}{2\alpha\Gamma(1/\beta)} \times e^{-\left(\frac{\Delta\phi}{\alpha}\right)^\beta} + \frac{Y_{\text{AS}}}{\sqrt{2\pi}\sigma_{\text{AS}}} \times e^{-\frac{(\Delta\phi-\pi)^2}{2\sigma_{\text{AS}}^2}}. \quad (3)$$

The function is composed of a generalised Gaussian component for the description of the near-side (“NS”) peak, a Gaussian component for the away-side (“AS”) peak, and a constant term (baseline, b) to account for the flat contribution that lies beneath the two correlation peaks. Specifically, the yields of the peaks on the near and away sides (Y_{NS} and Y_{AS} , respectively) were calculated by integrating the components representing each correlation peak. The near- and away-side peak widths were characterised by the parameters $\alpha\sqrt{\Gamma(3/\beta)/\Gamma(1/\beta)}$ (the square root of the variance of the generalised Gaussian) and σ_{AS} , respectively. To grant sufficient stability to the fit, the β parameter of the generalised Gaussian was set to the value obtained by fitting the correlation distribution predicted by PYTHIA 8 simulations with the CR-BLC Mode 2 tune [21]. The mean values of the near-side generalised Gaussian and of the away-side Gaussian were also fixed at $\Delta\phi = 0$ and $\Delta\phi = \pi$, respectively. All the other fit parameters were kept free. The consistency of the model parameterisation for the β values was evaluated by employing the Von Mises function [47] as an alternative to fit the azimuthal correlation distribution. The two fitting procedures gave compatible results, and the selection of the fit function in Eq. 3 was motivated by the need

PYTHIA 8.304 was used. Hereafter, for brevity, such a version will be referred to as PYTHIA 8.

for a consistent comparison with the results from prompt D-meson azimuthal correlation studies [27], as detailed in Section 5.

4 Systematic uncertainties

The measured azimuthal correlation distribution is affected by several systematic uncertainties related to specific steps of the analysis procedure, or to assumptions introduced for performing the measurement. In this section, the method employed to estimate each source of systematic uncertainty, using the same strategy discussed in Ref. [27], is briefly outlined.

A systematic uncertainty arises from the evaluation of S_{peak} and B_{peak} from the fit to the Λ_c^+ -baryon invariant-mass distributions. It was assessed by modifying the fitting procedure, including variations of the background fit function, histogram binning, fit range, and fixing the Gaussian parameters to the values obtained from Monte Carlo simulations. The resulting uncertainty ranged from 1 to 2% depending on the p_T interval, with no dependence on $\Delta\phi$.

A systematic uncertainty ranging from 0.5 to 2%, depending on the trigger and the associated particle p_T , was introduced due to a potential dependence of the shape of the background correlation distribution on the invariant-mass value of the trigger Λ_c^+ baryon. This uncertainty was assessed by evaluating the sideband correlation distribution, $\tilde{C}_{\text{sidebands}}(\Delta\phi, \Delta\eta)$, in different invariant-mass ranges with respect to the default $4\text{--}8\sigma$ regions. No azimuthal-angle dependence was observed for this uncertainty.

The evaluation of the associated-particle reconstruction efficiency from Monte Carlo simulations introduced an additional systematic uncertainty, estimated by applying different quality selection criteria on the sample of reconstructed tracks, such as removing or tightening the request on the minimum number of ITS clusters, requiring a hit on at least one of the two SPD layers, or varying the request on the minimum number of space points reconstructed in the TPC. The uncertainty related to the ITS–TPC track matching efficiency was considered as well. An uncertainty of 4% was estimated, with no significant trend in $\Delta\phi$.

A systematic uncertainty affecting the Λ_c^+ reconstruction efficiency, attributed to possible discrepancies in the distributions of the topological variables in Monte Carlo and data, was estimated by repeating the analysis exploiting a set of tighter and looser scores for the BDT model used for the selection of Λ_c^+ candidates. An uncertainty ranging from 0.5 to 2% was assigned, depending on the p_T interval, with no $\Delta\phi$ dependence.

An additional systematic uncertainty is related to the evaluation of the residual contamination from secondary particles via Monte Carlo studies. To determine its value, the analysis was repeated by testing different DCA selections in the xy plane, ranging from 0.1 to 2.4 cm, and re-evaluating the purity correction of primary tracks for each variation. This resulted in a maximum, $\Delta\phi$ -independent, systematic uncertainty of 1 to 2% on the azimuthal-correlation distribution.

In addition to the above-mentioned uncertainties, which all affect the azimuthal correlation distribution as scale factors, some $\Delta\phi$ -dependent systematic uncertainties are present, related to the feed-down subtraction procedure and to the removal of the contamination of soft pions from $\Sigma_c^{0,++}$ decays.

To assess the uncertainty related to the subtraction of the beauty feed-down contribution to the measured correlation distribution, different tunes of the PYTHIA 8 event generator were used to estimate the correlation distribution of feed-down Λ_c^+ triggers. In addition, f_{prompt} was varied following the procedure described in Ref. [3]. A $\Delta\phi$ -dependent and asymmetric uncertainty, reaching a maximum of 5%, was obtained. Moreover, a $\Delta\phi$ -dependent symmetric uncertainty on the $b_{\text{bias}}(\Delta\phi)$ was considered, to take into account a possible over- or underestimation of that correction factor. This uncertainty reached a maximum of 2% for $\Delta\phi \approx 0$.

The subtraction procedure of soft pions produced in $\Sigma_c^{0,++} \rightarrow \Lambda_c^+ \pi^{-,+}$ decays relies on the measured fraction of Λ_c^+ produced from $\Sigma_c^{0,++}$ decays, which is affected by statistical and systematic uncertainties [13]. The subtraction procedure was repeated by shifting by $\pm 1\sigma_{\text{total}}$ the value of such a fraction, and the resulting systematic uncertainty was quantified based on the impact on the corrected azimuthal correlation distributions. A maximum value of 0.5% for $\Delta\phi \approx 0$ was obtained.

The systematic uncertainty values from the mentioned sources impacting the azimuthal correlation distribution are summarised in Table 1. The total systematic uncertainty for each $\Delta\phi$ bin in the correlation distribution was derived by summing the contributions mentioned above in quadrature.

Table 1: Systematic uncertainty contributions influencing the azimuthal correlation distribution along with their typical values. If not specified, the uncertainties do not depend on $\Delta\phi$.

Source	Uncertainty
Yield extraction	1–2%
Background $\Delta\phi$ distribution	0.5–2%
Associated-track reconstruction efficiency	4%
Λ_c^+ -baryon reconstruction efficiency	0.5–2%
Primary-particle purity	1–2%
Feed-down subtraction	$\leq 5\%$, $\Delta\phi$ -dependent
Selection bias for feed-down contribution	$\leq 2\%$, $\Delta\phi$ -dependent
Soft-pion subtraction	$\leq 0.5\%$, $\Delta\phi$ -dependent

The systematic uncertainties impacting the near- and away-side peak observables, i.e. peak yields and widths, were assessed based on the following contributions: (i) the total $\Delta\phi$ -independent systematic uncertainty, which affects the correlation distribution as a scale factor, and hence impacts the near- and away-side peak yield values by the same relative amount; (ii) the $\Delta\phi$ -dependent uncertainty on the correlation distribution, whose impact on the peak observables was addressed by repeating the fits after shifting all the points of the correlation distribution upwards and downwards by 1σ ; (iii) the uncertainty related to the fit configuration, in particular on the choice of the baseline value and of the generalised Gaussian β parameter. The impact of this uncertainty was evaluated by repeating the fit after determining the baseline position using alternative $\Delta\phi$ ranges, as well as leaving the β parameter free, and calculating the root-mean-square of the peak observables evaluated from the variations. The overall systematic uncertainty on the peak yields was determined by summing in quadrature the contributions from (i), (ii), and (iii). For the widths, being insensitive to scale factors, only the sum in quadrature of the contributions from (ii) and (iii) was considered.

5 Results

The azimuthal correlation distributions of Λ_c^+ baryons with charged particles in pp collisions at $\sqrt{s} = 13$ TeV were measured for the three Λ_c^+ -baryon p_T intervals $3 < p_T^{\Lambda_c^+} < 5$ GeV/c, $5 < p_T^{\Lambda_c^+} < 8$ GeV/c, and $8 < p_T^{\Lambda_c^+} < 16$ GeV/c as well as for the associated-particle p_T ranges $p_T^{\text{assoc}} > 0.3$ GeV/c, and its sub-intervals $0.3 < p_T^{\text{assoc}} < 1$ GeV/c and $p_T^{\text{assoc}} > 1$ GeV/c.

The correlation distributions of Λ_c^+ baryons and charged particles are compared to the results obtained considering the average of D^0 , D^+ , and D^{*+} mesons as triggers [27] after the subtraction of the baseline, whose values were found to be consistent between the two trigger-particle cases for all the studied p_T intervals. This allows for quantifying possible differences in the correlation peak features related to the different hadronisation of the charm quark into baryons and mesons. The comparison of the baseline-subtracted correlation distributions for a selection of the studied transverse momentum intervals is presented in Fig. 1. Because of the smaller Λ_c^+ signal, the reduced reconstruction efficiency and the larger combinatorial background under the invariant mass peaks with respect to the D-meson anal-

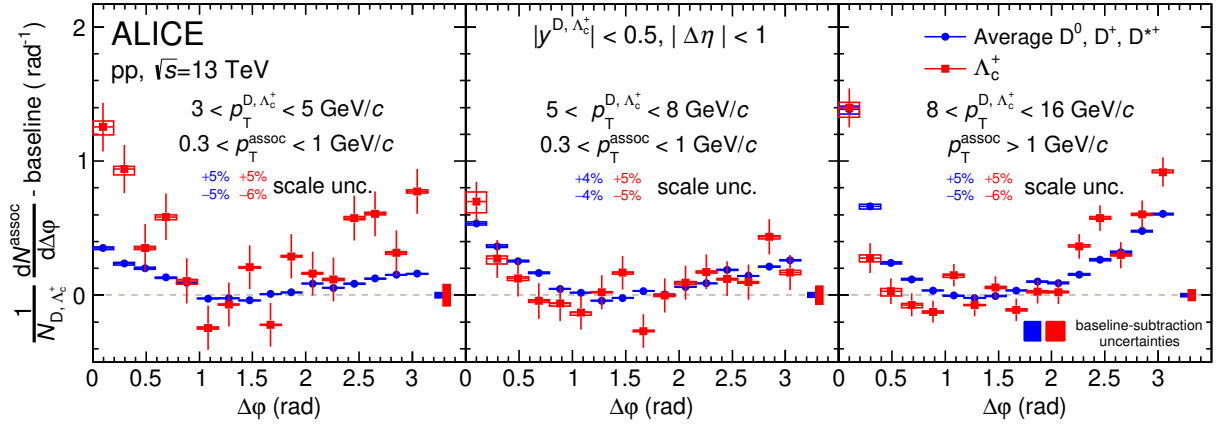


Figure 1: Examples of azimuthal-correlation distributions of Λ_c^+ -baryons with associated particles (red markers) after the baseline subtraction in pp collisions at $\sqrt{s} = 13$ TeV, compared to the average of the azimuthal-correlation distributions of D^0 , D^+ , and D^{*+} mesons with associated particles measured by ALICE (blue markers) [27], for the p_T intervals $3 < p_T^{D, \Lambda_c^+} < 5$ GeV/c and $0.3 < p_T^{\text{assoc}} < 1$ GeV/c, $5 < p_T^{D, \Lambda_c^+} < 8$ GeV/c and $0.3 < p_T^{\text{assoc}} < 1$ GeV/c, and $8 < p_T^{D, \Lambda_c^+} < 16$ GeV/c and $p_T^{\text{assoc}} > 1$ GeV/c (from left to right). Statistical and $\Delta\phi$ -dependent systematic uncertainties are shown as vertical error bars and boxes, respectively, and $\Delta\phi$ -independent uncertainties are written as text. The uncertainties from the subtraction of the baseline are displayed as boxes at $\Delta\phi > \pi$.

yses, the baryon measurements are affected by larger point-by-point statistical fluctuations. The shape of the angular correlation distribution of Λ_c^+ and charged particles exhibits a difference compared to the correlation between D mesons and charged particles in some p_T regions probed by the measurement. More specifically, a larger amount of correlation pairs is observed in both near- and away-side correlation peaks in the transverse momentum interval $3 < p_T^{\Lambda_c^+} < 5$ GeV/c, and for associated particles in $0.3 < p_T^{\text{assoc}} < 1$ GeV/c. For more energetic charm hadrons, starting from trigger-particle $p_T > 5$ GeV/c, the agreement between the angular distributions of the two charm hadrons is significantly improved and the correlation functions are found to be compatible. At high associated-particle p_T , the azimuthal correlation distribution of the two charm hadrons exhibits a similar shape, despite some tension being present in the near-side region.

From the fit to the Λ_c^+ azimuthal correlation distributions, more quantitative insights can be gained into the evolution of the correlation peak features as a function of the transverse momentum of the trigger and the associated particles. In Fig. 2, the near-side yields and widths are compared to the corresponding values for D-meson correlation distributions [27]. In the near-side region, an indication of a larger associated peak yield for Λ_c^+ -triggered correlations compared to D-meson results is observed in the charm-hadron transverse momentum interval $3 < p_T^{D, \Lambda_c^+} < 5$ GeV/c. This effect is particularly evident for associated particles with transverse momentum $0.3 < p_T^{\text{assoc}} < 1$ GeV/c, where a deviation of 2.7σ is observed, and also appears when considering the $p_T^{\text{assoc}} > 0.3$ GeV/c range to which the associated particles in the $0.3 < p_T^{\text{assoc}} < 1$ GeV/c range give a large contribution for this $p_T^{\Lambda_c^+}$ interval. This difference is not present for higher p_T^{assoc} values. For increasing charm-hadron transverse momentum, in the $p_T^{\text{assoc}} > 0.3$ GeV/c range, the near-side yields values from the azimuthal correlation distributions of Λ_c^+ baryons with charged particles are compatible with those of D-mesons. Overall, for $p_T^{D, \Lambda_c^+} > 5$ GeV/c the near-side yield values of Λ_c^+ -triggered correlations show a better compatibility with D-meson results also in the two associated-particle p_T ranges $0.3 < p_T^{\text{assoc}} < 1$ GeV/c and $p_T^{\text{assoc}} > 1$ GeV/c. At high p_T^{D, Λ_c^+} , however, small differences are present in the yield values: for low- p_T^{assoc} , the Λ_c^+ near-side associated peak yield is larger than that of D-mesons. At the same time, for $p_T^{\text{assoc}} > 1$ GeV/c the opposite effect is observed. This might be related to a different charm-quark energy redistribution among its showering products, which could be further investigated by extending the measurement to larger p_T of the Λ_c^+ with Run 3 data. For

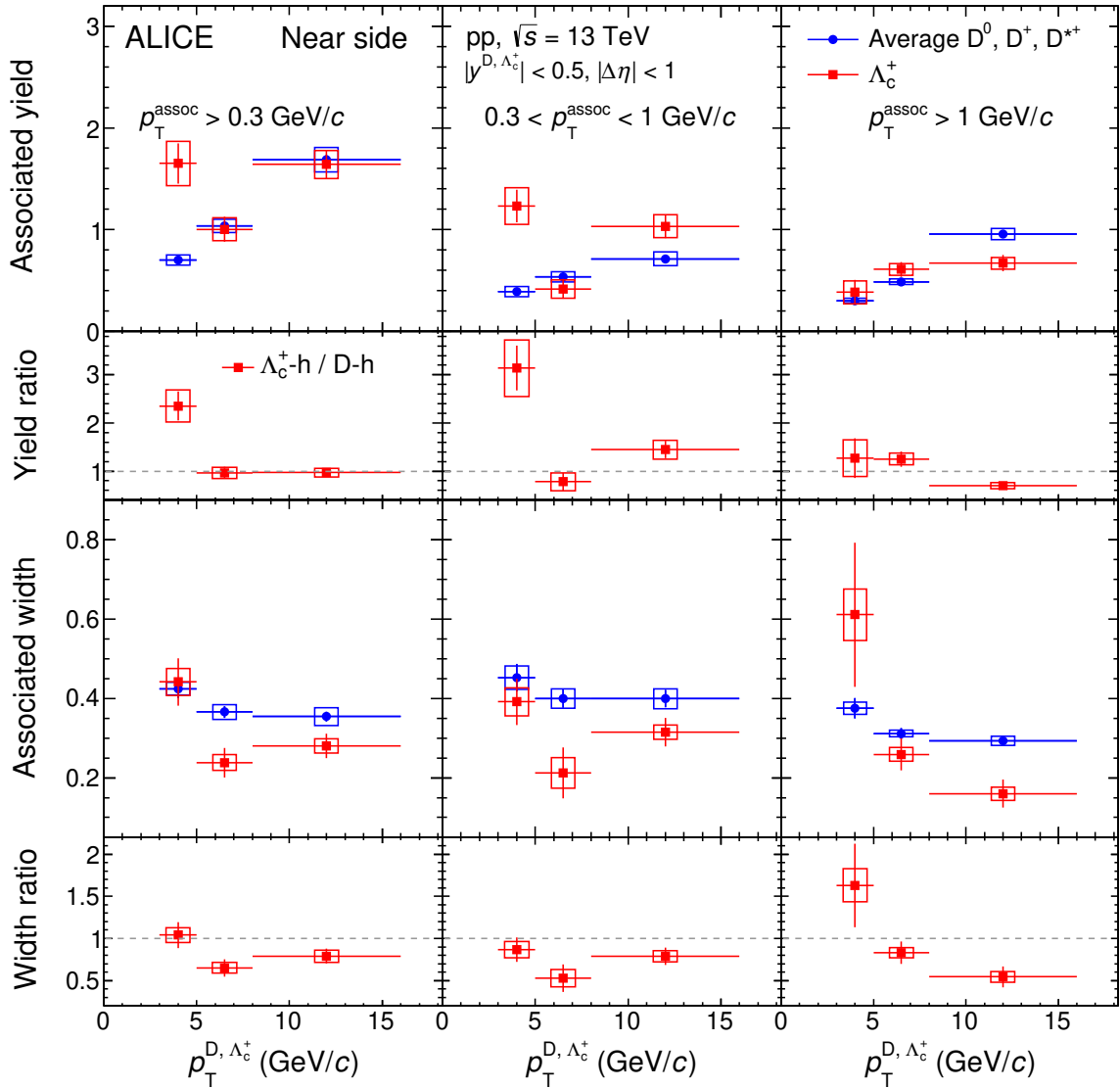


Figure 2: Near-side peak yields (first row) and widths (third row) obtained from the fit to the azimuthal correlation distributions of Λ_c^+ with charged particles after the baseline subtraction in pp collisions at $\sqrt{s} = 13$ TeV. The measurements are compared to D-meson average results by ALICE in the same collision system [27]. The ratios of Λ_c^+ -baryon to D-meson near-side peak observables are shown in the second and fourth rows for yields and widths, respectively.

$3 < p_T^{D, \Lambda_c^+} < 5$ GeV/c the values of the near-side widths for the Λ_c^+ - and D meson-triggered correlations are observed to be similar for all the three p_T^{assoc} intervals, while for $p_T^{D, \Lambda_c^+} > 5$ GeV/c a statistically significant sharpening of the near-side peak beyond the 99% confidence level for $p_T^{\text{assoc}} > 0.3$ GeV/c, is observed.

The observation of larger associated peak yields at low p_T for the Λ_c^+ -triggered correlations compared to D-meson-triggered correlations, and similar baseline values among the two cases, is particularly relevant in connection with the ALICE measurement of Λ_c^+/D^0 production yield ratios as a function of the event multiplicity in pp collisions at $\sqrt{s} = 13$ TeV [4]. In that case, larger values of the baryon-to-meson ratio were observed for $2 < p_T < 12$ GeV/c in collisions with higher charged-particle multiplicity. In a scenario where charm-jet fragmentation and soft-particle production are considered uncorrelated, the above observation from the comparison of the baseline and near-side yield values may suggest that the

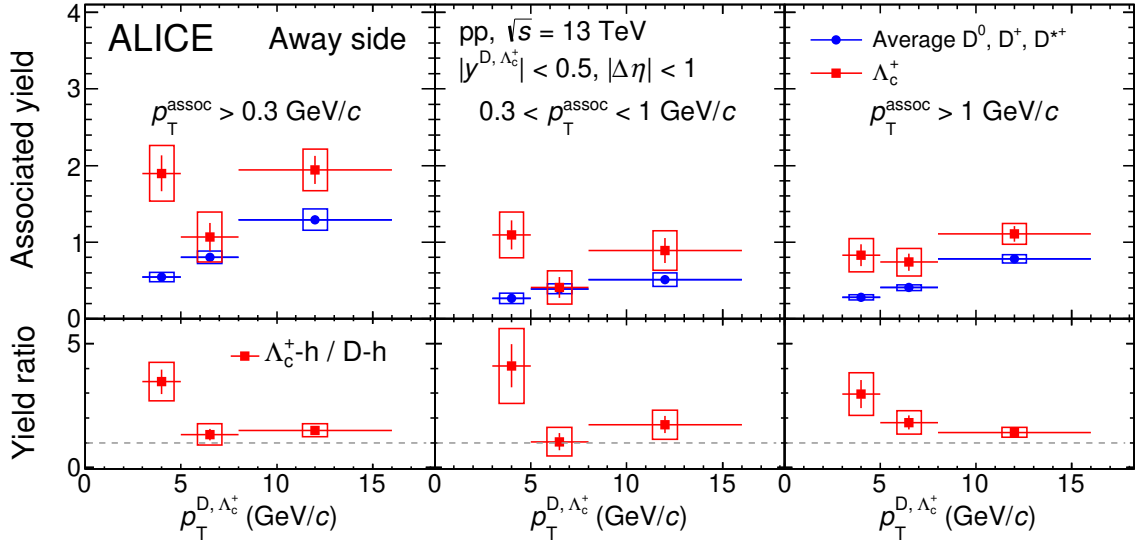


Figure 3: Away-side peak yields (first row) obtained from the fit to the azimuthal correlation distributions of Λ_c^+ and charged particles after the baseline subtraction in pp collisions at $\sqrt{s} = 13$ TeV. The measurements are compared to D-meson average results by ALICE in the same collision system [27]. The ratios of Λ_c^+ -baryon to D-meson away-side peak yields are shown in the second row.

measured increase of Λ_c^+/D^0 yield ratio with multiplicity could be related to an increased production of associated particles in the jets containing a Λ_c^+ , rather than to a higher probability of forming a Λ_c^+ in events with a larger multiplicity of uncorrelated particles.

Albeit having a looser connection with charm fragmentation and hadronisation than the near-side, the away-side region could retain information on the fragmentation of the recoil parton and provide additional constraints for the interpretation of the charm shower in the near-side. The away-side peak yields, shown in Fig. 3, are characterised by larger statistical and systematic uncertainties compared to the near-side yields. In correlations of Λ_c^+ baryons with charged particles, larger values of the away-side yields with respect to those of D mesons are generally obtained for the kinematic intervals studied. Similarly to the near-side case, the largest difference is observed for $3 < p_T^{\Lambda_c^+} < 5$ GeV/c. The increased production of low-transverse momentum associated particles collimated with the direction of the trigger baryon and in the opposite azimuthal direction could be understood with a possible softer fragmentation of the charm quark when it hadronises in a Λ_c^+ baryon rather than in a D meson, as hinted by the measurement of the longitudinal momentum fraction of Λ_c^+ reconstructed in jets [25]. This would result in more phase space being available for the production of other charged particles in the near-side region. A larger initial charm-quark energy generally implies a larger Q^2 of the hard-parton scattering. Thus, in this scenario also the away-side peak would be characterised by an average increase of the yield, as also observed from PYTHIA 8 predictions. No comparison of the away-side peak widths between Λ_c^+ -triggered and D-meson-triggered correlation measurements is reported, as the large uncertainties affecting the measurement of this observable prevent drawing significant conclusions.

The peak properties of the Λ_c^+ -charged particle azimuthal correlation distributions were also compared to the state-of-the-art Monte Carlo simulations and model predictions, which include different treatments for the charm-quark parton showering process and hadronisation mechanisms. Among the available predictions, of particular interest were those succeeding in the description of the charm Λ_c^+/D^0 ratios measured by ALICE [10, 13]. In particular, predictions from the PYTHIA 8 simulations including colour reconnection mechanisms beyond the leading-colour approximation (CR-BLC) [21] are considered, which include new colour-junction topologies which lead to baryon formation more frequently, thus increasing the production of Λ_c^+ baryons. The three existing CR-BLC configurations of PYTHIA 8 provide very

similar predictions for the azimuthal-correlation distributions of Λ_c^+ baryons and charged particles. For this reason, only the predictions from the mode 2, advised by the authors as the default CR-BLC tune, are included in the comparison with the measurements. This choice also ensures consistency with the data-to-model comparison reported in Ref. [25] for the measurement of charm-tagged jets.

The PYTHIA 8 predictions with the Monash tune [38], where the quark fragmentation is tuned on e^+e^- and ep measurements, and the POWHEG+PYTHIA 8 [48, 49] predictions, based on NLO hard scattering matrix elements, are also included in the comparison. The expectations from the JETSCAPE model, with Hybrid hadronisation [50, 51], are also considered. They include the possibility of baryon formation via quark coalescence in addition to the vacuum fragmentation as implemented in the PYTHIA 8 framework. Using the same kinematic prescriptions and considering the same associated particle species as for the data analysis, the model predictions for the correlation peak observables were extrapolated by fitting the simulated correlation distribution with Eq. 3, where the β parameter was left unconstrained, and the baseline was computed as the minimum of the correlation distributions. In order to include the uncertainty on the peak observables originated by the baseline definition, a systematic uncertainty was computed by fixing the baseline as the weighted average of the two lowest points of the azimuthal correlation function and propagated to the final observables.

The near-side peak observable evolution with increasing transverse momentum of the Λ_c^+ particle for the various models is illustrated in Fig. 4 and compared to data results, for the $p_T^{\text{assoc}} > 0.3$ GeV/c interval and in the two sub-intervals studied. The first row shows the measured yield values, while the second row shows the ratios of model predictions for the yields with respect to data. In the ratios, the statistical and systematic uncertainties affecting the models are shown as error bars and boxes, respectively, while the data statistical and systematic uncertainties are summed in quadrature, and represented as a solid grey band. The near-side yield is severely underestimated by all the model predictions for low-momentum Λ_c^+ -baryons and associated particles in $0.3 < p_T^{\text{assoc}} < 1.0$ GeV/c. A generally better description is provided by the models starting from $p_T^{\Lambda_c^+} > 5$ GeV/c for $p_T^{\text{assoc}} > 0.3$ GeV/c, although some tensions are observed for the in-jet transverse-momentum composition, with the models providing 50% lower yields on average at high- $p_T^{\Lambda_c^+}$ and small p_T^{assoc} . All the model predictions are characterised by an increasing trend of the near-side yield with the trigger-particle transverse-momentum. For all the kinematic regions, PYTHIA 8 Monash tune and POWHEG+PYTHIA 8 yield expectations are lower compared to other models, with POWHEG+PYTHIA 8 providing slightly larger yields with increasing Λ_c^+ -baryon energy, as already observed in D-meson measurements. The largest near-side yield values are given by the PYTHIA 8 with CR-BLC mode 2 tune. The JETSCAPE model with hybrid hadronisation shows a different trend: while at low- $p_T^{\Lambda_c^+}$ compatible values are obtained with the expectations of the PYTHIA 8 with CR-BLC tune, with increasing p_T of the trigger particle a milder increase of the near-side yields is observed for JETSCAPE. This leads to a smaller associated yield of charm-jet and an increased difference between the two models. The results from JETSCAPE allow us to obtain some indications of the possible contribution of the coalescence hadronisation mechanism to the observed discrepancy between Λ_c^+ - and D-meson-triggered correlations. In general, the momentum of a charm baryon produced by coalescence is expected to be larger than that of a baryon from the fragmentation of a charm quark with the same energy. Therefore, for a given Λ_c^+ transverse momentum, in the coalescence scenario, the near-side peak yield would correspond to that produced by a lower-energy charm quark, and would thus be reduced. In addition, this mechanism foresees the presence of light-flavour quarks to combine with the charm quark to form the final charm-baryon state, therefore preventing those quarks from forming additional associated particles. If the coalescence occurs with light quarks that would otherwise produce particles entering the charm-jet cone, this might also result in a reduction of the near-side peak yield. On the other hand, the charm jet might be affected by the coalescence of the partons produced in the charm showering with nearby partons emerging from the underlying event, making it broader and more energetic. Predictions by JETSCAPE with hybrid hadronisation seem to disfavour sizeable ef-

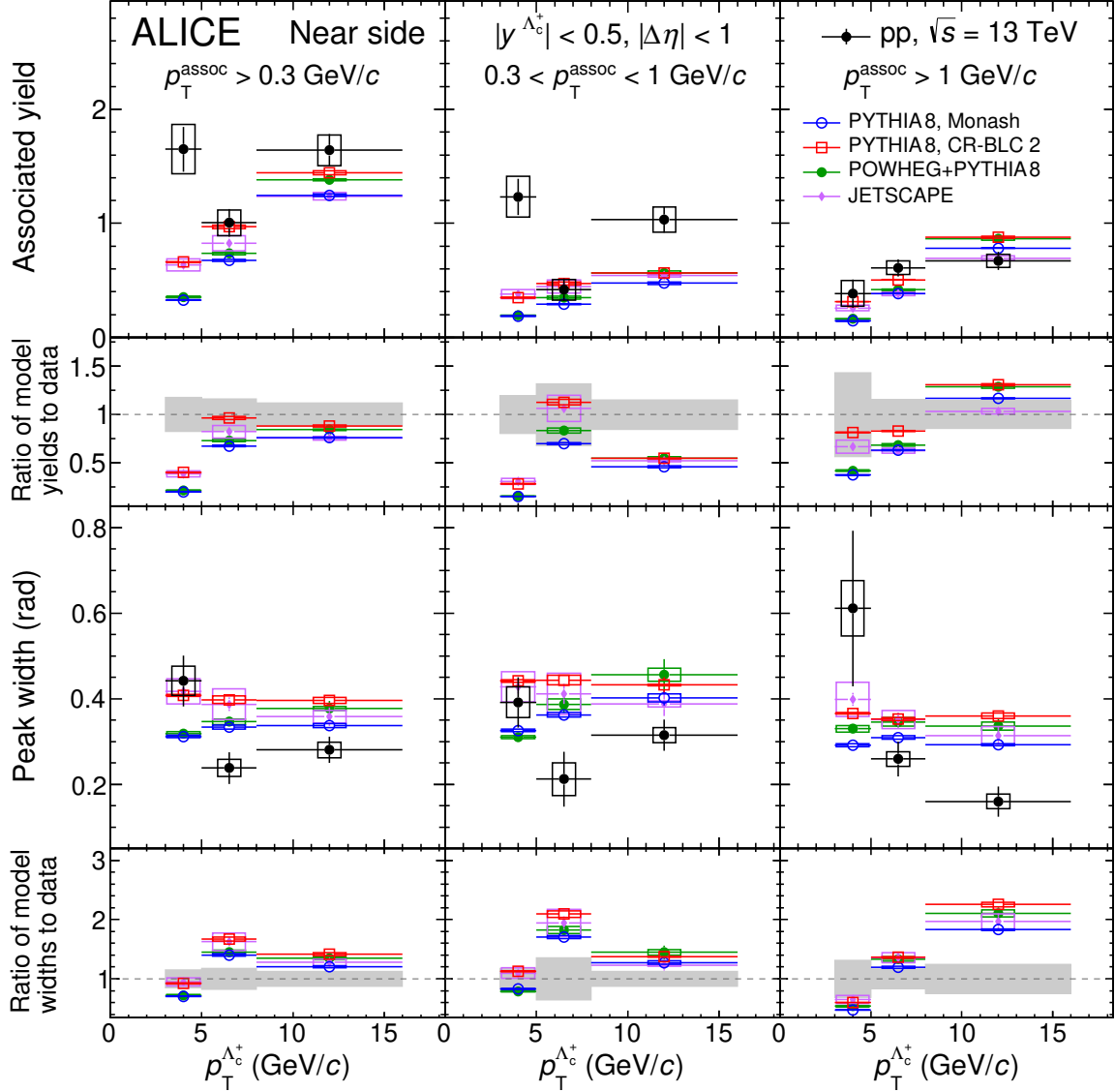


Figure 4: Near-side peak yields (first row) and widths (third row) from the fit to the Λ_c^+ -charged particle azimuthal correlation distributions after the baseline subtraction, compared to simulations from PYTHIA 8 with Monash tune [38], POWHEG+PYTHIA 8 [48, 49], PYTHIA 8 with CR-BLC mode 2 [21], and JETSCAPE with hybrid hadronisation [50, 51]. The ratios of model predictions to data measurements for the yield (width) values are shown in the second (fourth) row. In these rows, model statistical and systematic uncertainties are shown as vertical error bars and boxes, respectively, while data total uncertainties are displayed as a solid grey band.

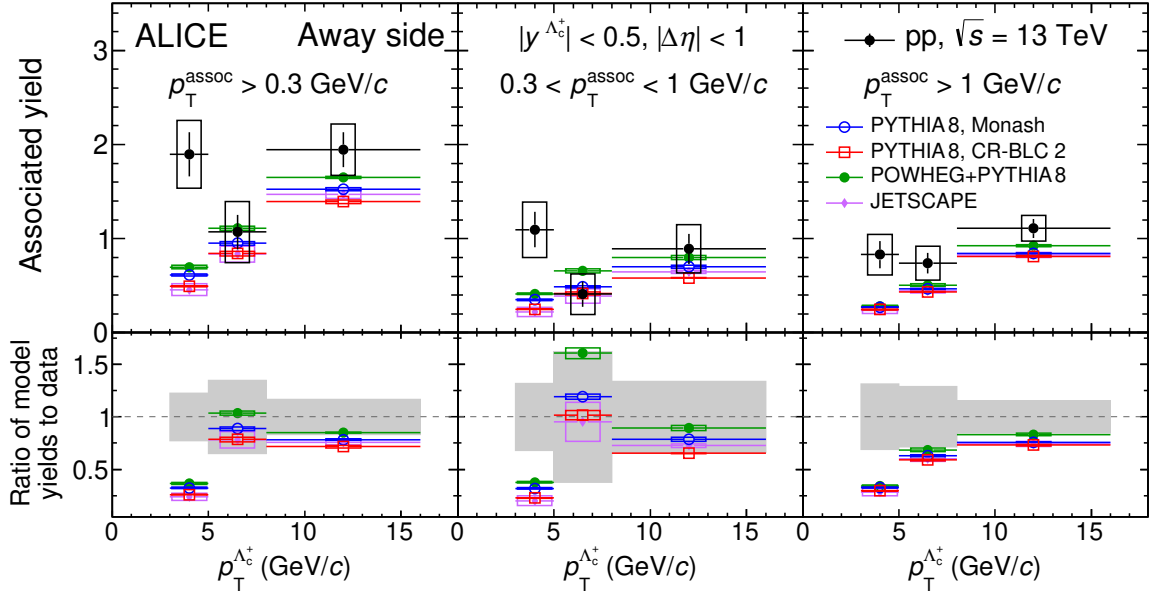


Figure 5: Away-side peak yields (first row) from the fit to the Λ_c^+ -charged particle azimuthal-correlation distributions after the baseline subtraction, compared to simulations from PYTHIA 8 with Monash tune [38], POWHEG+PYTHIA 8 [48, 49], PYTHIA 8 with CR-BLC mode 2 [21], and JETSCAPE with hybrid hadronisation [50, 51]. The ratios of model predictions to data measurements for yield values are shown in the second row. In this row, model statistical and systematic uncertainties are shown as vertical error bars and boxes, respectively, while data total uncertainties are displayed as a solid grey band.

fects of coalescence on the correlation distributions. Further comparisons with other models that include hadronisation via coalescence and that can also reproduce the baryon-to-meson production cross section ratio [10, 12], such as Catania [23] and QCM [22], could provide additional insights on this topic.

The third row of Fig. 4 shows the measured near-side width values, while the fourth row shows the ratios of model predictions for the widths with respect to data. This observable is not described properly by the models: while for $3 < p_T^{\Lambda_c^+} < 5$ GeV/c the agreement with the measurement is satisfactory, for larger values of $p_T^{\Lambda_c^+}$ all the models tend to overestimate the width values. Two separate trends can be highlighted among the model predictions: while PYTHIA 8 with CR-BLC mode 2 tune and JETSCAPE foresee a flatter dependence of widths as a function of the trigger p_T , with hints of a decreasing trend for increasing $p_T^{\Lambda_c^+}$, PYTHIA 8 with Monash tune and POWHEG+PYTHIA 8 hint towards larger widths with increasing momentum of the Λ_c^+ .

Concerning the model description of the away-side peak yields, shown in Fig. 5, similar conclusions can be drawn to those for the near-side peak. The trigger and associated particle low-momentum region is significantly underestimated, despite the larger data uncertainties, while for larger $p_T^{\Lambda_c^+}$ a qualitatively good agreement within uncertainties is observed between data and predictions. It is interesting to observe that a reversed hierarchy characterises the away-side description. The PYTHIA 8 with CR-BLC mode 2 tune predicts the smallest yields, compatible also with the JETSCAPE model, closely followed by PYTHIA 8 with Monash tune and POWHEG+PYTHIA 8.

It is worth noting that while PYTHIA 8 (for all the tunes considered) and POWHEG+PYTHIA 8 predictions describe the peak properties of the azimuthal correlations of D mesons with charged particles at midrapidity [27] within uncertainties, the same models are not able to provide an accurate description of the Λ_c^+ -charged particle correlation measurements, at least for the low-momentum range.

The presence of an additional contribution to Λ_c^+ production yields from the decay of heavier and yet-

unobserved charm-baryon resonant states, as predicted by the SHM+RQM model [24], is one of the proposed explanations for the enhancement in Λ_c^+/D^0 production yield ratio observed at low and intermediate p_T in pp collisions with respect to e^+e^- [5]. In order to probe modifications to the Λ_c^+ -charged particle correlation shape induced by this possible additional charm feed-down contribution, a dedicated model based on PYTHIA 8 simulations was developed, by taking into account the decay kinematics of a given set of charm-baryon resonant states decaying into Λ_c^+ and charged particles, and by evaluating the angular separation between the Λ_c^+ and the other decay products. As it was done in the SHM+RQM model for estimating the Λ_c^+ production cross section [24], the decay simulation was performed considering “average” baryon states, each of them aggregating all the states with different spin values of the same particle species (Λ_c^+ , Σ_c , Ξ_c , and Ω_c). Additionally, because no precise prescriptions are available about the decay chain of such states, the decay channels and the branching ratios of the average baryon states were modelled on the observed decays of the corresponding ground-state charm-baryon measured decay channels. The decays of the resonant states were handled by the PYTHIA 8 Monte Carlo generator. For each transverse momentum interval and for each additional charm-baryon resonant state defined, the resulting azimuthal correlations between the feed-down Λ_c^+ and the other charged particles produced by the decay of the charm-baryon resonance were evaluated. To properly account for the SHM expected resonance p_T spectrum, the per-trigger Λ_c^+ -charged particle correlation distributions from the additional SHM+RQM states were corrected by a factor including a modified fragmentation function of charm quarks in these states depending on their mass, as described in [24]. The azimuthal correlation templates from the decay of each of the additional states were also reweighted to the expected fraction of feed-down Λ_c^+ yield from that state, with respect to the total amount of produced Λ_c^+ . Similarly, the azimuthal correlation templates of prompt Λ_c^+ with charged particles were also scaled to the yields expected from SHM+RQM. Finally, the per-trigger reweighted Λ_c^+ -charged particle distributions from the decay of the SHM+RQM average states were summed to the per-trigger azimuthal correlation distributions between Λ_c^+ and other charged particles generated with the PYTHIA 8, Monash tune. This model, called PYTHIA 8 Monash+Reso, simulates the feed-down contribution from the augmented charm-baryon states only for the trigger Λ_c^+ baryons, while the fragmentation and hadronisation of the other charm quark are left unchanged with respect to PYTHIA 8 with the Monash tune. An example of the azimuthal correlation template including the charm feed-down Λ_c^+ contribution is shown in the left plot of Fig. 6 for $3 < p_T^{\Lambda_c^+} < 5$ GeV/c and for $0.3 < p_T^{\text{assoc}} < 1$ GeV/c. Compared to standard PYTHIA 8 predictions with Monash tune, a slightly enhanced production of associated particles in the near-side region is obtained, as most of the charged particles produced from the charm-baryon resonances are collinear to the feed-down Λ_c^+ baryon. The small amount of the resonance-decay associated tracks produced with larger opening angles with the direction of the trigger Λ_c^+ also induces a mild increase of the baseline level, resulting in turn in a decrease of the away-side peak height. The near-side yield trend as a function of $p_T^{\Lambda_c^+}$ for the same associated particle transverse momentum region is shown in Fig. 6 (right). A near-side yield increase between 30% and 40% is measured with respect to the standard PYTHIA 8 with Monash tune predictions, in every $p_T^{\Lambda_c^+}$ interval. Despite this increase, the PYTHIA 8 Monash+Reso predictions are not able to describe the large near-side yield measured at small transverse momentum of the Λ_c^+ .

6 Conclusions

The azimuthal correlation distributions between Λ_c^+ baryons and charged particles were measured and studied for the first time in pp collisions at $\sqrt{s} = 13$ TeV. The correlation pattern, parametrised in terms of near- and away-side peak associated yields and widths via a fit to the correlation distribution, is sensitive to charm fragmentation and hadronisation.

In the interval $3 < p_T^{\Lambda_c^+} < 5$ GeV/c, the associated yield in the near-side peak is higher, with a significance of 2.7σ , than that of D mesons correlations with charged particles. With increasing transverse momentum

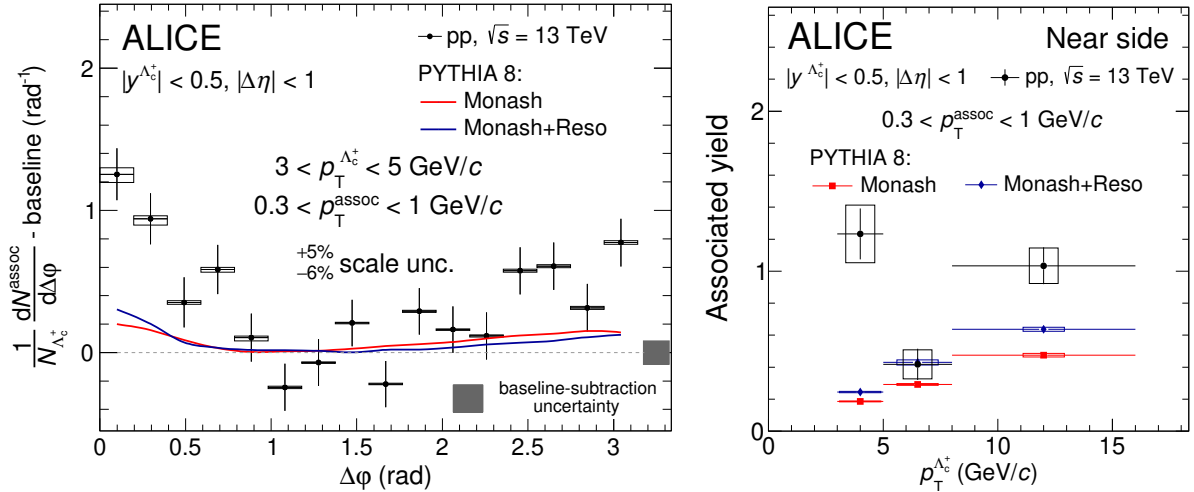


Figure 6: Left: comparison between the measured Λ_c^+ -charged particle azimuthal correlation function and the Monte Carlo correlation templates obtained from PYTHIA 8, Monash tune and by including SHM+RQM charm baryon states (see text for details) for $3 < p_T^{\Lambda_c^+} < 5 \text{ GeV}/c$ and for $0.3 < p_T^{\text{assoc}} < 1 \text{ GeV}/c$. Right: the near-side yields from data compared to the same model predictions for $0.3 < p_T^{\text{assoc}} < 1 \text{ GeV}/c$.

of the trigger baryon a better agreement is found between the two measurements, pointing towards more similar properties between charm jets containing a Λ_c^+ baryon and those containing a D meson.

The measurement presented in this paper provides interesting insights into the charm-quark fragmentation in baryons through azimuthal correlation distributions, by exposing limitations of the state-of-the-art models that are able to describe the production yield ratios to mesons. Models that implement different hadronisation mechanisms are not able to reproduce the increased near- and away-side peak yields with respect to the D meson measurements for the low-momentum kinematic regions, although they qualitatively reproduce the yield values for $p_T^{\Lambda_c^+} > 5 \text{ GeV}/c$. This consideration also holds for a PYTHIA 8 tune implementing colour-reconnection mechanisms beyond the leading colour approximation, although this model is able to reproduce the Λ_c^+ -baryon to D-meson production yield ratio within uncertainties. The potential contribution of yet unobserved heavier charm-baryon states, predicted by the RQM model, to the azimuthal correlation distributions, was tested by simulating their decay in PYTHIA 8. The addition of this contribution to the PYTHIA8 predictions does not explain the difference between the model and data at low $p_T^{\Lambda_c^+}$. The JETSCAPE model including hybrid hadronisation, where baryon formation is implemented as an interplay of fragmentation and coalescence, provides similar discrepancies to data as the other models.

The larger data sample and the expected improved performance for tracking and vertexing capabilities of the upgraded ALICE detector in Run 3 will grant significantly smaller uncertainties in future measurements. They could aid in better addressing the properties of the charm fragmentation and hadronisation in jets. This will shed further light on the role of possible different hadronisation processes such as coalescence into charm hadronisation into baryons and on the magnitude of their effect on the correlation patterns and charm-jet shape.

Acknowledgements

The ALICE Collaboration would like to thank all its engineers and technicians for their invaluable contributions to the construction of the experiment and the CERN accelerator teams for the outstanding performance of the LHC complex. The ALICE Collaboration gratefully acknowledges the resources and support provided by all Grid centres and the Worldwide LHC Computing Grid (WLCG) collaboration.

The ALICE Collaboration acknowledges the following funding agencies for their support in building and running the ALICE detector: A. I. Alikhanyan National Science Laboratory (Yerevan Physics Institute) Foundation (ANSL), State Committee of Science and World Federation of Scientists (WFS), Armenia; Austrian Academy of Sciences, Austrian Science Fund (FWF): [M 2467-N36] and Nationalstiftung für Forschung, Technologie und Entwicklung, Austria; Ministry of Communications and High Technologies, National Nuclear Research Center, Azerbaijan; Conselho Nacional de Desenvolvimento Científico e Tecnológico (CNPq), Financiadora de Estudos e Projetos (Finep), Fundação de Amparo à Pesquisa do Estado de São Paulo (FAPESP) and Universidade Federal do Rio Grande do Sul (UFRGS), Brazil; Bulgarian Ministry of Education and Science, within the National Roadmap for Research Infrastructures 2020-2027 (object CERN), Bulgaria; Ministry of Education of China (MOEC), Ministry of Science & Technology of China (MSTC) and National Natural Science Foundation of China (NSFC), China; Ministry of Science and Education and Croatian Science Foundation, Croatia; Centro de Aplicaciones Tecnológicas y Desarrollo Nuclear (CEADEN), Cubaenergía, Cuba; Ministry of Education, Youth and Sports of the Czech Republic, Czech Republic; The Danish Council for Independent Research | Natural Sciences, the VILLUM FONDEN and Danish National Research Foundation (DNRF), Denmark; Helsinki Institute of Physics (HIP), Finland; Commissariat à l’Energie Atomique (CEA) and Institut National de Physique Nucléaire et de Physique des Particules (IN2P3) and Centre National de la Recherche Scientifique (CNRS), France; Bundesministerium für Bildung und Forschung (BMBF) and GSI Helmholtzzentrum für Schwerionenforschung GmbH, Germany; General Secretariat for Research and Technology, Ministry of Education, Research and Religions, Greece; National Research, Development and Innovation Office, Hungary; Department of Atomic Energy Government of India (DAE), Department of Science and Technology, Government of India (DST), University Grants Commission, Government of India (UGC) and Council of Scientific and Industrial Research (CSIR), India; National Research and Innovation Agency - BRIN, Indonesia; Istituto Nazionale di Fisica Nucleare (INFN), Italy; Japanese Ministry of Education, Culture, Sports, Science and Technology (MEXT) and Japan Society for the Promotion of Science (JSPS) KAKENHI, Japan; Consejo Nacional de Ciencia (CONACYT) y Tecnología, through Fondo de Cooperación Internacional en Ciencia y Tecnología (FONCICYT) and Dirección General de Asuntos del Personal Académico (DGAPA), Mexico; Nederlandse Organisatie voor Wetenschappelijk Onderzoek (NWO), Netherlands; The Research Council of Norway, Norway; Pontificia Universidad Católica del Perú, Peru; Ministry of Science and Higher Education, National Science Centre and WUT ID-UB, Poland; Korea Institute of Science and Technology Information and National Research Foundation of Korea (NRF), Republic of Korea; Ministry of Education and Scientific Research, Institute of Atomic Physics, Ministry of Research and Innovation and Institute of Atomic Physics and Universitatea Nationala de Stiinta si Tehnologie Politehnica Bucuresti, Romania; Ministry of Education, Science, Research and Sport of the Slovak Republic, Slovakia; National Research Foundation of South Africa, South Africa; Swedish Research Council (VR) and Knut & Alice Wallenberg Foundation (KAW), Sweden; European Organization for Nuclear Research, Switzerland; Suranaree University of Technology (SUT), National Science and Technology Development Agency (NSTDA) and National Science, Research and Innovation Fund (NSRF via PMU-B B05F650021), Thailand; Turkish Energy, Nuclear and Mineral Research Agency (TENMAK), Turkey; National Academy of Sciences of Ukraine, Ukraine; Science and Technology Facilities Council (STFC), United Kingdom; National Science Foundation of the United States of America (NSF) and United States Department of Energy, Office of Nuclear Physics (DOE NP), United States of America. In addition, individual groups or members have received support from: Czech Science Foundation (grant no. 23-07499S), Czech Republic; FORTE project, reg. no. CZ.02.01.01/00/22_008/0004632, Czech Republic, co-funded by the European Union, Czech Republic; European Research Council (grant no. 950692), European Union; ICSC - Centro Nazionale di Ricerca in High Performance Computing, Big Data and Quantum Computing, European Union - NextGenerationEU; Academy of Finland (Center of Excellence in Quark Matter) (grant nos. 346327, 346328), Finland; Deutsche Forschungs Gemeinschaft (DFG, German Research Foundation) “Neutrinos and Dark Matter in Astro- and Particle Physics” (grant no. SFB 1258), Germany.

References

- [1] J. C. Collins, D. E. Soper, and G. F. Sterman, “Factorization of Hard Processes in QCD”, *Adv. Ser. Direct. High Energy Phys.* **5** (1989) 1–91, arXiv:hep-ph/0409313.
- [2] **Particle Data Group** Collaboration, S. Navas *et al.*, “Review of particle physics”, *Phys. Rev. D* **110** (2024) 030001.
- [3] **ALICE** Collaboration, S. Acharya *et al.*, “Measurement of D^0 , D^+ , D^{*+} and D_s^+ production in pp collisions at $\sqrt{s} = 5.02$ TeV with ALICE”, *Eur. Phys. J. C* **79** (2019) 388, arXiv:1901.07979 [nucl-ex].
- [4] **ALICE** Collaboration, S. Acharya *et al.*, “Observation of a multiplicity dependence in the p_T -differential charm baryon-to-meson ratios in proton–proton collisions at $\sqrt{s}=13$ TeV”, *Phys. Lett. B* **829** (2022) 137065, arXiv:2111.11948 [nucl-ex].
- [5] **ALICE** Collaboration, S. Acharya *et al.*, “Charm production and fragmentation fractions at midrapidity in pp collisions at $\sqrt{s} = 13$ TeV”, *JHEP* **12** (2023) 086, arXiv:2308.04877 [hep-ex].
- [6] **ATLAS** Collaboration, G. Aad *et al.*, “Measurement of $D^{*\pm}$, D^\pm and D_s^\pm meson production cross sections in pp collisions at $\sqrt{s} = 7$ TeV with the ATLAS detector”, *Nucl. Phys. B* **907** (2016) 717–763, arXiv:1512.02913 [hep-ex].
- [7] **CMS** Collaboration, A. Tumasyan *et al.*, “Measurement of prompt open-charm production cross sections in proton-proton collisions at $\sqrt{s} = 13$ TeV”, *JHEP* **11** (2021) 225, arXiv:2107.01476 [hep-ex].
- [8] **LHCb** Collaboration, R. Aaij *et al.*, “Measurements of prompt charm production cross-sections in pp collisions at $\sqrt{s} = 5$ TeV”, *JHEP* **06** (2017) 147, arXiv:1610.02230 [hep-ex].
- [9] **LHCb** Collaboration, R. Aaij *et al.*, “Measurements of prompt charm production cross-sections in pp collisions at $\sqrt{s} = 13$ TeV”, *JHEP* **03** (2016) 159, arXiv:1510.01707 [hep-ex]. [Erratum: *JHEP* 09, 013 (2016), Erratum: *JHEP* 05, 074 (2017)].
- [10] **ALICE** Collaboration, S. Acharya *et al.*, “First measurement of Λ_c^+ production down to $p_T=0$ in pp and p–Pb collisions at $\sqrt{s_{NN}}=5.02$ TeV”, *Phys. Rev. C* **107** (2023) 064901, arXiv:2211.14032 [nucl-ex].
- [11] **ALICE** Collaboration, S. Acharya *et al.*, “ Λ_c^+ production in pp and in p–Pb collisions at $\sqrt{s_{NN}}=5.02$ TeV”, *Phys. Rev. C* **104** (2021) 054905, arXiv:2011.06079 [nucl-ex].
- [12] **ALICE** Collaboration, S. Acharya *et al.*, “ Λ_c^+ Production and Baryon-to-Meson Ratios in pp and p–Pb Collisions at $\sqrt{s_{NN}}=5.02$ TeV at the LHC”, *Phys. Rev. Lett.* **127** (2021) 202301, arXiv:2011.06078 [nucl-ex].
- [13] **ALICE** Collaboration, S. Acharya *et al.*, “Measurement of Prompt D^0 , Λ_c^+ , and $\Sigma_c^{0,++}(2455)$ Production in Proton–Proton Collisions at $\sqrt{s} = 13$ TeV”, *Phys. Rev. Lett.* **128** (2022) 012001, arXiv:2106.08278 [hep-ex].
- [14] **CMS** Collaboration, A. M. Sirunyan *et al.*, “Production of Λ_c^+ baryons in proton-proton and lead-lead collisions at $\sqrt{s_{NN}} = 5.02$ TeV”, *Phys. Lett. B* **803** (2020) 135328, arXiv:1906.03322 [hep-ex].

- [15] ALICE Collaboration, S. Acharya *et al.*, “Measurement of the production cross section of prompt Ξ_c^0 baryons at midrapidity in pp collisions at $\sqrt{s} = 5.02$ TeV”, *JHEP* **10** (2021) 159, arXiv:2105.05616 [nucl-ex].
- [16] ALICE Collaboration, S. Acharya *et al.*, “Measurement of the Cross Sections of Ξ_c^0 and Ξ_c^+ Baryons and of the Branching-Fraction Ratio $BR(\Xi_c^0 \rightarrow \Xi^- e^+ \nu_e)/BR(\Xi_c^0 \rightarrow \Xi^- \pi^+)$ in pp collisions at 13 TeV”, *Phys. Rev. Lett.* **127** (2021) 272001, arXiv:2105.05187 [nucl-ex].
- [17] ALICE Collaboration, S. Acharya *et al.*, “First measurement of Ω_c^0 production in pp collisions at $\sqrt{s}=13$ TeV”, *Phys. Lett. B* **846** (2023) 137625, arXiv:2205.13993 [nucl-ex].
- [18] ALICE Collaboration, S. Acharya *et al.*, “Charm-quark fragmentation fractions and production cross section at midrapidity in pp collisions at the LHC”, *Phys. Rev. D* **105** (2022) L011103, arXiv:2105.06335 [nucl-ex].
- [19] M. Lisovskyi, A. Verbitskyi, and O. Zenaiev, “Combined analysis of charm-quark fragmentation-fraction measurements”, *Eur. Phys. J. C* **76** (2016) 397, arXiv:1509.01061 [hep-ex].
- [20] K. Azizi, H. Sundu, and S. Sahin, “Semileptonic $B_s \rightarrow D_{s2}^*(2573)\ell\bar{\nu}_\ell$ transition in QCD”, *Eur. Phys. J. C* **75** (2015) 197, arXiv:1411.3100 [hep-ph].
- [21] J. R. Christiansen and P. Z. Skands, “String Formation Beyond Leading Colour”, *JHEP* **08** (2015) 003, arXiv:1505.01681 [hep-ph].
- [22] J. Song, H.-h. Li, and F.-l. Shao, “New feature of low p_T charm quark hadronization in pp collisions at $\sqrt{s} = 7$ TeV”, *Eur. Phys. J. C* **78** (2018) 344, arXiv:1801.09402 [hep-ph].
- [23] V. Minissale, S. Plumari, and V. Greco, “Charm hadrons in pp collisions at LHC energy within a coalescence plus fragmentation approach”, *Phys. Lett. B* **821** (2021) 136622, arXiv:2012.12001 [hep-ph].
- [24] M. He and R. Rapp, “Charm-Baryon Production in Proton-Proton Collisions”, *Phys. Lett. B* **795** (2019) 117–121, arXiv:1902.08889 [nucl-th].
- [25] ALICE Collaboration, S. Acharya *et al.*, “Exploring the non-universality of charm hadronisation through the measurement of the fraction of jet longitudinal momentum carried by Λ_c^+ baryons in pp collisions”, arXiv:2301.13798 [nucl-ex].
- [26] ALICE Collaboration, S. Acharya *et al.*, “Measurement of the production of charm jets tagged with D^0 mesons in pp collisions at $\sqrt{s} = 5.02$ and 13 TeV”, *JHEP* **06** (2023) 133, arXiv:2204.10167 [nucl-ex].
- [27] ALICE Collaboration, S. Acharya *et al.*, “Investigating charm production and fragmentation via azimuthal correlations of prompt D mesons with charged particles in pp collisions at $\sqrt{s} = 13$ TeV”, *Eur. Phys. J. C* **82** (2022) 335, arXiv:2110.10043 [nucl-ex].
- [28] ALICE Collaboration, J. Adam *et al.*, “Measurement of azimuthal correlations of D mesons and charged particles in pp collisions at $\sqrt{s} = 7$ TeV and p-Pb collisions at $\sqrt{s_{NN}} = 5.02$ TeV”, *Eur. Phys. J. C* **77** (2017) 245, arXiv:1605.06963 [nucl-ex].
- [29] ALICE Collaboration, S. Acharya *et al.*, “Azimuthal correlations of prompt D mesons with charged particles in pp and p-Pb collisions at $\sqrt{s_{NN}} = 5.02$ TeV”, *Eur. Phys. J. C* **80** (2020) 979, arXiv:1910.14403 [nucl-ex].

- [30] ALICE Collaboration, K. Aamodt *et al.*, “The ALICE experiment at the CERN LHC”, *JINST* **3** (2008) S08002.
- [31] ALICE Collaboration, B. Abelev *et al.*, “Performance of the ALICE Experiment at the CERN LHC”, *Int. J. Mod. Phys. A* **29** (2014) 1430044, arXiv:1402.4476 [nucl-ex].
- [32] ALICE Collaboration, K. Aamodt *et al.*, “Alignment of the ALICE Inner Tracking System with cosmic-ray tracks”, *JINST* **5** (2010) P03003, arXiv:1001.0502 [physics.ins-det].
- [33] J. Alme *et al.*, “The ALICE TPC, a large 3-dimensional tracking device with fast readout for ultra-high multiplicity events”, *Nucl. Instrum. Meth. A* **622** (2010) 316–367, arXiv:1001.1950 [physics.ins-det].
- [34] A. Akindinov *et al.*, “Performance of the ALICE Time-Of-Flight detector at the LHC”, *Eur. Phys. J. Plus* **128** (2013) 44.
- [35] ALICE Collaboration, E. Abbas *et al.*, “Performance of the ALICE VZERO system”, *JINST* **8** (2013) P10016, arXiv:1306.3130 [nucl-ex].
- [36] ALICE Collaboration, J. Adam *et al.*, “Determination of the event collision time with the ALICE detector at the LHC”, *Eur. Phys. J. Plus* **132** (2017) 99, arXiv:1610.03055 [physics.ins-det].
- [37] ALICE Collaboration, S. Acharya *et al.*, “ALICE 2016-2017-2018 luminosity determination for pp collisions at $\sqrt{s} = 13$ TeV.” Jul, 2021. <https://cds.cern.ch/record/2776672>. ALICE-PUBLIC-2021-005.
- [38] T. Sjöstrand, S. Ask, J. R. Christiansen, R. Corke, N. Desai, P. Ilten, S. Mrenna, S. Prestel, C. O. Rasmussen, and P. Z. Skands, “An introduction to PYTHIA 8.2”, *Comput. Phys. Commun.* **191** (2015) 159–177, arXiv:1410.3012 [hep-ph].
- [39] P. Skands, S. Carrazza, and J. Rojo, “Tuning PYTHIA 8.1: the Monash 2013 Tune”, *Eur. Phys. J. C* **74** (2014) 3024, arXiv:1404.5630 [hep-ph].
- [40] R. Brun, F. Bruyant, F. Carminati, S. Giani, M. Maire, A. McPherson, G. Patrick, and L. Urban, *GEANT: Detector Description and Simulation Tool; Oct 1994*. CERN Program Library. CERN, Geneva, 1993. <http://cds.cern.ch/record/1082634>. Long Writeup W5013.
- [41] T. Chen and C. Guestrin, “XGBoost: A Scalable Tree Boosting System”, in *Proceedings of the 22nd ACM SIGKDD International Conference on Knowledge Discovery and Data Mining*, KDD ’16, pp. 785–794. ACM, Aug., 2016. arXiv:1603.02754 [cs.LG].
- [42] ALICE Collaboration, S. Acharya *et al.*, “The alice definition of primary particles.” Jun, 2017. <https://cds.cern.ch/record/2270008>. ALICE-PUBLIC-2017-005.
- [43] M. Cacciari, M. Greco, and P. Nason, “The p_T spectrum in heavy-flavour hadroproduction.”, *JHEP* **05** (1998) 007, arXiv:hep-ph/9803400.
- [44] M. Cacciari, S. Frixione, and P. Nason, “The p_T spectrum in heavy flavor photoproduction”, *JHEP* **03** (2001) 006, arXiv:hep-ph/0102134.
- [45] M. Cacciari, S. Frixione, N. Houdeau, M. L. Mangano, P. Nason, and G. Ridolfi, “Theoretical predictions for charm and bottom production at the LHC”, *JHEP* **10** (2012) 137, arXiv:1205.6344 [hep-ph].

- [46] **LHCb** Collaboration, R. Aaij *et al.*, “Measurement of b hadron fractions in 13 TeV pp collisions”, *Phys. Rev. D* **100** (2019) 031102, arXiv:1902.06794 [hep-ex].
- [47] G. Upton and I. Cook, *A Dictionary of Statistics*. Oxford Paperback Reference. OUP Oxford, 2008. <https://doi.org/10.1093/acref/9780199679188.001.0001>.
- [48] P. Nason, “A New method for combining NLO QCD with shower Monte Carlo algorithms”, *JHEP* **11** (2004) 040, arXiv:hep-ph/0409146.
- [49] S. Frixione, P. Nason, and C. Oleari, “Matching NLO QCD computations with Parton Shower simulations: the POWHEG method”, *JHEP* **11** (2007) 070, arXiv:0709.2092 [hep-ph].
- [50] **JETSCAPE** Collaboration, A. Kumar *et al.*, “JETSCAPE framework: $p + p$ results”, *Phys. Rev. C* **102** (2020) 054906, arXiv:1910.05481 [nucl-th].
- [51] K. C. Han, R. J. Fries, and C. M. Ko, “Jet Fragmentation via Recombination of Parton Showers”, *Phys. Rev. C* **93** (2016) 045207, arXiv:1601.00708 [nucl-th].

A The ALICE Collaboration

S. Acharya ¹²⁶, A. Agarwal ¹³⁴, G. Aglieri Rinella ³², L. Aglietta ²⁴, M. Agnello ²⁹, N. Agrawal ²⁵, Z. Ahammed ¹³⁴, S. Ahmad ¹⁵, S.U. Ahn ⁷¹, I. Ahuja ³⁶, A. Akindinov ¹⁴⁰, V. Akishina ³⁸, M. Al-Turany ⁹⁶, D. Aleksandrov ¹⁴⁰, B. Alessandro ⁵⁶, H.M. Alfanda ⁶, R. Alfaro Molina ⁶⁷, B. Ali ¹⁵, A. Alici ²⁵, N. Alizadehvandchali ¹¹⁵, A. Alkin ¹⁰³, J. Alme ²⁰, G. Alocco ²⁴, T. Alt ⁶⁴, A.R. Altamura ⁵⁰, I. Altsybeev ⁹⁴, J.R. Alvarado ⁴⁴, C.O.R. Alvarez ⁴⁴, M.N. Anaam ⁶, C. Andrei ⁴⁵, N. Andreou ¹¹⁴, A. Andronic ¹²⁵, E. Andronov ¹⁴⁰, V. Anguelov ⁹³, F. Antinori ⁵⁴, P. Antonioli ⁵¹, N. Apadula ⁷³, L. Aphecetche ¹⁰², H. Appelshäuser ⁶⁴, C. Arata ⁷², S. Arcelli ²⁵, R. Arnaldi ⁵⁶, J.G.M.C.A. Arneiro ¹⁰⁹, I.C. Arsene ¹⁹, M. Arslandok ¹³⁷, A. Augustinus ³², R. Averbeck ⁹⁶, D. Averyanov ¹⁴⁰, M.D. Azmi ¹⁵, H. Baba ¹²³, A. Badalà ⁵³, J. Bae ¹⁰³, Y. Bae ¹⁰³, Y.W. Baek ⁴⁰, X. Bai ¹¹⁹, R. Bailhache ⁶⁴, Y. Bailung ⁴⁸, R. Bala ⁹⁰, A. Baldisseri ¹²⁹, B. Balis ², Z. Banoo ⁹⁰, V. Barbasova ³⁶, F. Barile ³¹, L. Barioglio ⁵⁶, M. Barlou ⁷⁷, B. Barman ⁴¹, G.G. Barnaföldi ⁴⁶, L.S. Barnby ¹¹⁴, E. Barreau ¹⁰², V. Barret ¹²⁶, L. Barreto ¹⁰⁹, C. Bartels ¹¹⁸, K. Barth ³², E. Bartsch ⁶⁴, N. Bastid ¹²⁶, S. Basu ⁷⁴, G. Batigne ¹⁰², D. Battistini ⁹⁴, B. Batyunya ¹⁴¹, D. Bauri ⁴⁷, J.L. Bazo Alba ¹⁰⁰, I.G. Bearden ⁸², C. Beattie ¹³⁷, P. Becht ⁹⁶, D. Behera ⁴⁸, I. Belikov ¹²⁸, A.D.C. Bell Hechavarria ¹²⁵, F. Bellini ²⁵, R. Bellwied ¹¹⁵, S. Belokurova ¹⁴⁰, L.G.E. Beltran ¹⁰⁸, Y.A.V. Beltran ⁴⁴, G. Bencedi ⁴⁶, A. Bensaoula ¹¹⁵, S. Beole ²⁴, Y. Berdnikov ¹⁴⁰, A. Berdnikova ⁹³, L. Bergmann ⁹³, M.G. Besoiu ⁶³, L. Betev ³², P.P. Bhaduri ¹³⁴, A. Bhasin ⁹⁰, B. Bhattacharjee ⁴¹, L. Bianchi ²⁴, J. Bielčík ³⁴, J. Bielčíková ⁸⁵, A.P. Bigot ¹²⁸, A. Bilandzic ⁹⁴, A. Binoy ¹¹⁷, G. Biro ⁴⁶, S. Biswas ⁴, N. Bize ¹⁰², J.T. Blair ¹⁰⁷, D. Blau ¹⁴⁰, M.B. Blidaru ⁹⁶, N. Bluhme ³⁸, C. Blume ⁶⁴, F. Bock ⁸⁶, T. Bodova ²⁰, J. Bok ¹⁶, L. Boldizsár ⁴⁶, M. Bombara ³⁶, P.M. Bond ³², G. Bonomi ^{133,55}, H. Borel ¹²⁹, A. Borissov ¹⁴⁰, A.G. Borquez Carcamo ⁹³, E. Botta ²⁴, Y.E.M. Bouziani ⁶⁴, D.C. Brandibur ⁶³, L. Bratrud ⁶⁴, P. Braun-Munzinger ⁹⁶, M. Bregant ¹⁰⁹, M. Broz ³⁴, G.E. Bruno ^{95,31}, V.D. Buchakchiev ³⁵, M.D. Buckland ⁸⁴, D. Budnikov ¹⁴⁰, H. Buesching ⁶⁴, S. Bufalino ²⁹, P. Buhler ¹⁰¹, N. Burmasov ¹⁴⁰, Z. Buthelezi ^{68,122}, A. Bylinkin ²⁰, S.A. Bysiak ¹⁰⁶, J.C. Cabanillas Noris ¹⁰⁸, M.F.T. Cabrera ¹¹⁵, H. Caines ¹³⁷, A. Caliva ²⁸, E. Calvo Villar ¹⁰⁰, J.M.M. Camacho ¹⁰⁸, P. Camerini ²³, F.D.M. Canedo ¹⁰⁹, S.L. Cantway ¹³⁷, M. Carabas ¹¹², A.A. Carballo ³², F. Carnesecchi ³², L.A.D. Carvalho ¹⁰⁹, J. Castillo Castellanos ¹²⁹, M. Castoldi ³², F. Catalano ³², S. Cattaui ²³, R. Cerri ²⁴, I. Chakaberia ⁷³, P. Chakraborty ¹³⁵, S. Chandra ¹³⁴, S. Chapeland ³², M. Chartier ¹¹⁸, S. Chattopadhyay ¹³⁴, M. Chen ³⁹, T. Cheng ⁶, C. Cheshkov ¹²⁷, D. Chiappara ²⁷, V. Chibante Barroso ³², D.D. Chinellato ¹⁰¹, F. Chinu ²⁴, E.S. Chizzali ^{11,94}, J. Cho ⁵⁸, S. Cho ⁵⁸, P. Chochula ³², Z.A. Chochulska ¹³⁵, D. Choudhury ⁴¹, S. Choudhury ⁹⁸, P. Christakoglou ⁸³, C.H. Christensen ⁸², P. Christiansen ⁷⁴, T. Chujo ¹²⁴, M. Ciacco ²⁹, C. Cicalo ⁵², G. Cimdor ²⁴, F. Cindolo ⁵¹, M.R. Ciupek ⁹⁶, G. Clai ^{III,51}, F. Colamaria ⁵⁰, J.S. Colburn ⁹⁹, D. Colella ³¹, A. Colelli ³¹, M. Colocci ²⁵, M. Concas ³², G. Conesa Balbastre ⁷², Z. Conesa del Valle ¹³⁰, G. Contin ²³, J.G. Contreras ³⁴, M.L. Coquet ¹⁰², P. Cortese ^{132,56}, M.R. Cosentino ¹¹¹, F. Costa ³², S. Costanza ^{21,55}, P. Crochet ¹²⁶, M.M. Czarnynoga ¹³⁵, A. Dainese ⁵⁴, G. Dange ³⁸, M.C. Danisch ⁹³, A. Danu ⁶³, P. Das ^{32,79}, S. Das ⁴, A.R. Dash ¹²⁵, S. Dash ⁴⁷, A. De Caro ²⁸, G. de Cataldo ⁵⁰, J. de Cuveland ³⁸, A. De Falco ²², D. De Gruttola ²⁸, N. De Marco ⁵⁶, C. De Martin ²³, S. De Pasquale ²⁸, R. Deb ¹³³, R. Del Grande ⁹⁴, L. Dello Stritto ³², W. Deng ⁶, K.C. Devereaux ¹⁸, G.G.A. de Souza ¹⁰⁹, P. Dhankher ¹⁸, D. Di Bari ³¹, A. Di Mauro ³², B. Di Ruzza ¹³¹, B. Diab ¹²⁹, R.A. Diaz ^{141,7}, Y. Ding ⁶, J. Ditzel ⁶⁴, R. Divià ³², Ø. Djuvsland ²⁰, U. Dmitrieva ¹⁴⁰, A. Dobrin ⁶³, B. Dönigus ⁶⁴, J.M. Dubinski ¹³⁵, A. Dubla ⁹⁶, P. Dupieux ¹²⁶, N. Dzalaiova ¹³, T.M. Eder ¹²⁵, R.J. Ehlers ⁷³, F. Eisenhut ⁶⁴, R. Ejima ⁹¹, D. Elia ⁵⁰, B. Erazmus ¹⁰², F. Ercolessi ²⁵, B. Espagnon ¹³⁰, G. Eulisse ³², D. Evans ⁹⁹, S. Evdokimov ¹⁴⁰, L. Fabbietti ⁹⁴, M. Faggin ²³, J. Faivre ⁷², F. Fan ⁶, W. Fan ⁷³, A. Fantoni ⁴⁹, M. Fasel ⁸⁶, G. Feofilov ¹⁴⁰, A. Fernández Téllez ⁴⁴, L. Ferrandi ¹⁰⁹, M.B. Ferrer ³², A. Ferrero ¹²⁹, C. Ferrero ^{IV,56}, A. Ferretti ²⁴, V.J.G. Feuillard ⁹³, V. Filova ³⁴, D. Finogeev ¹⁴⁰, F.M. Fionda ⁵², E. Flatland ³², F. Flor ¹³⁷, A.N. Flores ¹⁰⁷, S. Foertsch ⁶⁸, I. Fokin ⁹³, S. Fokin ¹⁴⁰, U. Follo ^{IV,56}, E. Fragiaco ⁵⁷, E. Frajna ⁴⁶, U. Fuchs ³², N. Funicello ²⁸, C. Furget ⁷², A. Furs ¹⁴⁰, T. Fusayasu ⁹⁷, J.J. Gaardhøje ⁸², M. Gagliardi ²⁴, A.M. Gago ¹⁰⁰, T. Gahlaut ⁴⁷, C.D. Galvan ¹⁰⁸, S. Gami ⁷⁹, D.R. Gangadharan ¹¹⁵, P. Ganoti ⁷⁷, C. Garabatos ⁹⁶, J.M. Garcia ⁴⁴, T. García Chávez ⁴⁴, E. Garcia-Solis ⁹, S. Garetti ¹³⁰, C. Gargiulo ³², P. Gasik ⁹⁶, H.M. Gaur ³⁸, A. Gautam ¹¹⁷, M.B. Gay Ducati ⁶⁶, M. Germain ¹⁰², R.A. Gernhaeuser ⁹⁴, C. Ghosh ¹³⁴, M. Giacalone ⁵¹, G. Gioachin ²⁹, S.K. Giri ¹³⁴, P. Giubellino ^{96,56}, P. Giubileo ²⁷, A.M.C. Glaenger ¹²⁹, P. Glässel ⁹³, E. Glimos ¹²¹, D.J.Q. Goh ⁷⁵, V. Gonzalez ¹³⁶, P. Gordeev ¹⁴⁰, M. Gorgon ², K. Goswami ⁴⁸, S. Gotovac ³³, V. Grabski ⁶⁷, L.K. Graczykowski ¹³⁵, E. Grecka ⁸⁵, A. Grelli ⁵⁹, C. Grigoras ³², V. Grigoriev ¹⁴⁰,

S. Grigoryan^{141,1}, F. Grosa³², J.F. Grosse-Oetringhaus³², R. Grosso⁹⁶, D. Grund³⁴, N.A. Grunwald⁹³, G.G. Guardiano¹¹⁰, R. Guernane⁷², M. Guilbaud¹⁰², K. Gulbrandsen⁸², J.J.W.K. Gumprecht¹⁰¹, T. Gündem⁶⁴, T. Gunji¹²³, W. Guo⁶, A. Gupta⁹⁰, R. Gupta⁹⁰, R. Gupta⁴⁸, K. Gwizdziel¹³⁵, L. Gyulai⁴⁶, C. Hadjidakis¹³⁰, F.U. Haider⁹⁰, S. Haidlova³⁴, M. Haldar⁴, H. Hamagaki⁷⁵, Y. Han¹³⁹, B.G. Hanley¹³⁶, R. Hannigan¹⁰⁷, J. Hansen⁷⁴, M.R. Haque⁹⁶, J.W. Harris¹³⁷, A. Harton⁹, M.V. Hartung⁶⁴, H. Hassan¹¹⁶, D. Hatzifotiadou⁵¹, P. Hauer⁴², L.B. Havener¹³⁷, E. Hellbär³², H. Helstrup³⁷, M. Hemmer⁶⁴, T. Herman³⁴, S.G. Hernandez¹¹⁵, G. Herrera Corral⁸, S. Herrmann¹²⁷, K.F. Hetland³⁷, B. Heybeck⁶⁴, H. Hillemanns³², B. Hippolyte¹²⁸, I.P.M. Hobus⁸³, F.W. Hoffmann⁷⁰, B. Hofman⁵⁹, M. Horst⁹⁴, A. Horzyk², Y. Hou⁶, P. Hristov³², P. Huhn⁶⁴, L.M. Huhta¹¹⁶, T.J. Humanic⁸⁷, A. Hutson¹¹⁵, D. Hutter³⁸, M.C. Hwang¹⁸, R. Ilkaev¹⁴⁰, M. Inaba¹²⁴, G.M. Innocenti³², M. Ippolitov¹⁴⁰, A. Isakov⁸³, T. Isidori¹¹⁷, M.S. Islam^{47,98}, S. Iurchenko¹⁴⁰, M. Ivanov⁹⁶, M. Ivanov¹³, V. Ivanov¹⁴⁰, K.E. Iversen⁷⁴, M. Jablonski², B. Jacak^{18,73}, N. Jacazio²⁵, P.M. Jacobs⁷³, S. Jadlovská¹⁰⁵, J. Jadlovsky¹⁰⁵, S. Jaelani⁸¹, C. Jahnke¹⁰⁹, M.J. Jakubowska¹³⁵, M.A. Janik¹³⁵, T. Janson⁷⁰, S. Ji¹⁶, S. Jia¹⁰, T. Jiang¹⁰, A.A.P. Jimenez⁶⁵, F. Jonas⁷³, D.M. Jones¹¹⁸, J.M. Jowett^{32,96}, J. Jung⁶⁴, M. Jung⁶⁴, A. Junique³², A. Jusko⁹⁹, J. Kaewjai¹⁰⁴, P. Kalinak⁶⁰, A. Kalweit³², A. Karasu Uysal¹³⁸, D. Karatovic⁸⁸, N. Karatzenis⁹⁹, O. Karavichev¹⁴⁰, T. Karavicheva¹⁴⁰, E. Karpechev¹⁴⁰, M.J. Karwowska¹³⁵, U. Keschull⁷⁰, M. Keil³², B. Ketzer⁴², J. Keul⁶⁴, S.S. Khade⁴⁸, A.M. Khan¹¹⁹, S. Khan¹⁵, A. Khanzadeev¹⁴⁰, Y. Kharlov¹⁴⁰, A. Khatun¹¹⁷, A. Khuntia³⁴, Z. Khuranova⁶⁴, B. Kileng³⁷, B. Kim¹⁰³, C. Kim¹⁶, D.J. Kim¹¹⁶, D. Kim¹⁰³, E.J. Kim⁶⁹, J. Kim¹³⁹, J. Kim⁵⁸, J. Kim^{32,69}, M. Kim¹⁸, S. Kim¹⁷, T. Kim¹³⁹, K. Kimura⁹¹, S. Kirsch⁶⁴, I. Kisel³⁸, S. Kiselev¹⁴⁰, A. Kisiel¹³⁵, J.L. Klay⁵, J. Klein³², S. Klein⁷³, C. Klein-Bösing¹²⁵, M. Kleiner⁶⁴, T. Klemenz⁹⁴, A. Kluge³², C. Kobdaj¹⁰⁴, R. Kohara¹²³, T. Kollegger⁹⁶, A. Kondratyev¹⁴¹, N. Kondratyeva¹⁴⁰, J. König⁶⁴, S.A. Königstorfer⁹⁴, P.J. Konopka³², G. Kornakov¹³⁵, M. Korwieser⁹⁴, S.D. Koryciak², C. Koster⁸³, A. Kotliarov⁸⁵, N. Kovacic⁸⁸, V. Kovalenko¹⁴⁰, M. Kowalski¹⁰⁶, V. Kozuharov³⁵, G. Kozlov³⁸, I. Králik⁶⁰, A. Kravčáková³⁶, L. Krcal^{32,38}, M. Krivda^{99,60}, F. Krizek⁸⁵, K. Krizkova Gajdosova³⁴, C. Krug⁶⁶, M. Krüger⁶⁴, D.M. Krupova³⁴, E. Kryshen¹⁴⁰, V. Kučera⁵⁸, C. Kuhn¹²⁸, P.G. Kuijjer⁸³, T. Kumaoka¹²⁴, D. Kumar¹³⁴, L. Kumar⁸⁹, N. Kumar⁸⁹, S. Kumar⁵⁰, S. Kundu³², M. Kuo¹²⁴, P. Kurashvili⁷⁸, A.B. Kurepin¹⁴⁰, A. Kuryakin¹⁴⁰, S. Kushpil⁸⁵, V. Kuskov¹⁴⁰, M. Kutyla¹³⁵, A. Kuznetsov¹⁴¹, M.J. Kweon⁵⁸, Y. Kwon¹³⁹, S.L. La Pointe³⁸, P. La Rocca²⁶, A. Lakrathok¹⁰⁴, M. Lamanna³², S. Lambert¹⁰², A.R. Landou⁷², R. Langoy¹²⁰, P. Larionov³², E. Laudi³², L. Lautner⁹⁴, R.A.N. Laveaga¹⁰⁸, R. Lavicka¹⁰¹, R. Lea^{133,55}, H. Lee¹⁰³, I. Legrand⁴⁵, G. Legras¹²⁵, J. Lehrbach³⁸, A.M. Lejeune³⁴, T.M. Lelek², R.C. Lemmon^{1,84}, I. León Monzón¹⁰⁸, M.M. Lesch⁹⁴, P. Lévai⁴⁶, M. Li⁶, P. Li¹⁰, X. Li¹⁰, B.E. Liang-gilman¹⁸, J. Lien¹²⁰, R. Lietava⁹⁹, I. Likmeta¹¹⁵, B. Lim²⁴, H. Lim¹⁶, S.H. Lim¹⁶, V. Lindenstruth³⁸, C. Lippmann⁹⁶, D. Liskova¹⁰⁵, D.H. Liu⁶, J. Liu¹¹⁸, G.S.S. Liveraro¹¹⁰, I.M. Lofnes²⁰, C. Loizides⁸⁶, S. Lokos¹⁰⁶, J. Lömker⁵⁹, X. Lopez¹²⁶, E. López Torres⁷, C. Lotteau¹²⁷, P. Lu^{96,119}, Z. Lu¹⁰, F.V. Lugo⁶⁷, J.R. Luhder¹²⁵, G. Luparello⁵⁷, Y.G. Ma³⁹, M. Mager³², A. Maire¹²⁸, E.M. Majerz², M.V. Makariev³⁵, M. Malaev¹⁴⁰, G. Malfattore^{51,25}, N.M. Malik⁹⁰, S.K. Malik⁹⁰, D. Mallick¹³⁰, N. Mallick^{116,48}, G. Mandaglio^{30,53}, S.K. Mandal⁷⁸, A. Manea⁶³, V. Manko¹⁴⁰, F. Manso¹²⁶, G. Mantzaridis⁹⁴, V. Manzari⁵⁰, Y. Mao⁶, R.W. Marcjan², G.V. Margagliotti²³, A. Margotti⁵¹, A. Marín⁹⁶, C. Markert¹⁰⁷, P. Martinengo³², M.I. Martínez⁴⁴, G. Martínez García¹⁰², M.P.P. Martins^{32,109}, S. Masciocchi⁹⁶, M. Masera²⁴, A. Masoni⁵², L. Massacrier¹³⁰, O. Massen⁵⁹, A. Mastroserio^{131,50}, L. Mattei^{24,126}, S. Mattiazzo²⁷, A. Matyja¹⁰⁶, F. Mazzaschi^{32,24}, M. Mazzilli¹¹⁵, Y. Melikyan⁴³, M. Melo¹⁰⁹, A. Menchaca-Rocha⁶⁷, J.E.M. Mendez⁶⁵, E. Meninno¹⁰¹, A.S. Menon¹¹⁵, M.W. Menzel^{32,93}, M. Meres¹³, L. Micheletti³², D. Mihai¹¹², D.L. Mihaylov⁹⁴, K. Mikhaylov^{141,140}, N. Minafra¹¹⁷, D. Miśkowiec⁹⁶, A. Modak¹³³, B. Mohanty⁷⁹, M. Mohisin Khan^{5,15}, M.A. Molander⁴³, M.M. Mondal⁷⁹, S. Monira¹³⁵, C. Mordasini¹¹⁶, D.A. Moreira De Godoy¹²⁵, I. Morozov¹⁴⁰, A. Morsch³², T. Mrnjavac³², V. Muccifora⁴⁹, S. Muhuri¹³⁴, J.D. Mulligan⁷³, A. Mulliri²², M.G. Munhoz¹⁰⁹, R.H. Munzer⁶⁴, H. Murakami¹²³, S. Murray¹¹³, L. Musa³², J. Musinsky⁶⁰, J.W. Myrcha¹³⁵, B. Naik¹²², A.I. Nambrath¹⁸, B.K. Nandi⁴⁷, R. Nania⁵¹, E. Nappi⁵⁰, A.F. Nassirpour¹⁷, V. Nastase¹¹², A. Nath⁹³, C. Nattrass¹²¹, K. Naumov¹⁸, M.N. Naydenov³⁵, A. Neagu¹⁹, A. Negru¹¹², E. Nekrasova¹⁴⁰, L. Nellen⁶⁵, R. Nepeivoda⁷⁴, S. Nese¹⁹, N. Nicassio³¹, B.S. Nielsen⁸², E.G. Nielsen⁸², S. Nikolaev¹⁴⁰, V. Nikulin¹⁴⁰, F. Noferini⁵¹, S. Noh¹², P. Nomokonov¹⁴¹, J. Norman¹¹⁸, N. Novitzky⁸⁶, A. Nyanin¹⁴⁰, J. Nystrand²⁰, M.R. Ockleton¹¹⁸, S. Oh¹⁷, A. Ohlson⁷⁴, V.A. Okorokov¹⁴⁰, J. Oleniacz¹³⁵, A. Onnerstad¹¹⁶,

C. Oppedisano⁵⁶, A. Ortiz Velasquez⁶⁵, J. Otwinowski¹⁰⁶, M. Oya⁹¹, K. Oyama⁷⁵, S. Padhan⁴⁷, D. Pagano^{133,55}, G. Paic⁶⁵, S. Paisano-Guzmán⁴⁴, A. Palasciano⁵⁰, I. Panasenکو⁷⁴, S. Panebianco¹²⁹, C. Pantouvakis²⁷, H. Park¹²⁴, J. Park¹²⁴, S. Park¹⁰³, J.E. Parkkila³², Y. Patley⁴⁷, R.N. Patra⁵⁰, B. Paul¹³⁴, H. Pei⁶, T. Peitzmann⁵⁹, X. Peng¹¹, M. Pennisi²⁴, S. Perciballi²⁴, D. Peresunko¹⁴⁰, G.M. Perez⁷, Y. Pestov¹⁴⁰, M.T. Petersen⁸², V. Petrov¹⁴⁰, M. Petrovici⁴⁵, S. Piano⁵⁷, M. Pikna¹³, P. Pillot¹⁰², O. Pinazza^{51,32}, L. Pinsky¹¹⁵, C. Pinto⁹⁴, S. Pisano⁴⁹, M. Płoskoń⁷³, M. Planinic⁸⁸, D.K. Plociennik², M.G. Poghosyan⁸⁶, B. Polichtchouk¹⁴⁰, S. Politano²⁹, N. Poljak⁸⁸, A. Pop⁴⁵, S. Porteboeuf-Houssais¹²⁶, V. Pozdniakov^{1,141}, I.Y. Pozos⁴⁴, K.K. Pradhan⁴⁸, S.K. Prasad⁴, S. Prasad⁴⁸, R. Preghenella⁵¹, F. Prino⁵⁶, C.A. Pruneau¹³⁶, I. Pshenichnov¹⁴⁰, M. Puccio³², S. Pucillo²⁴, S. Qiu⁸³, L. Quaglia²⁴, A.M.K. Radhakrishnan⁴⁸, S. Ragoni¹⁴, A. Rai¹³⁷, A. Rakotozafindrabe¹²⁹, L. Ramello^{132,56}, M. Rasa²⁶, S.S. Räsänen⁴³, R. Rath⁵¹, M.P. Rauch²⁰, I. Ravasenga³², K.F. Read^{86,121}, C. Reckziegel¹¹¹, A.R. Redelbach³⁸, K. Redlich^{VI,78}, C.A. Reetz⁹⁶, H.D. Regules-Medel⁴⁴, A. Rehman²⁰, F. Reidt³², H.A. Reme-Ness³⁷, K. Reygers⁹³, A. Riabov¹⁴⁰, V. Riabov¹⁴⁰, R. Ricci²⁸, M. Richter²⁰, A.A. Riedel⁹⁴, W. Riegler³², A.G. Riffero²⁴, M. Rignanese²⁷, C. Ripoli²⁸, C. Ristea⁶³, M.V. Rodríguez³², M. Rodríguez Cahuantzi⁴⁴, S.A. Rodríguez Ramírez⁴⁴, K. Røed¹⁹, R. Rogalev¹⁴⁰, E. Rogochaya¹⁴¹, T.S. Rogoschinski⁶⁴, D. Rohr³², D. Röhrich²⁰, S. Rojas Torres³⁴, P.S. Rokita¹³⁵, G. Romanenko²⁵, F. Ronchetti³², D. Rosales Herrera⁴⁴, E.D. Rosas⁶⁵, K. Roslon¹³⁵, A. Rossi⁵⁴, A. Roy⁴⁸, S. Roy⁴⁷, N. Rubini⁵¹, J.A. Rudolph⁸³, D. Ruggiano¹³⁵, R. Rui²³, P.G. Russek², R. Russo⁸³, A. Rustamov⁸⁰, E. Ryabinkin¹⁴⁰, Y. Ryabov¹⁴⁰, A. Rybicki¹⁰⁶, J. Ryu¹⁶, W. Rzesza¹³⁵, B. Sabiu⁵¹, S. Sadovsky¹⁴⁰, J. Saetre²⁰, S. Saha⁷⁹, B. Sahoo⁴⁸, R. Sahoo⁴⁸, D. Sahu⁴⁸, P.K. Sahu⁶¹, J. Saini¹³⁴, K. Sajdakova³⁶, S. Sakai¹²⁴, M.P. Salvan⁹⁶, S. Sambyal⁹⁰, D. Samitz¹⁰¹, I. Sanna^{32,94}, T.B. Saramela¹⁰⁹, D. Sarkar⁸², P. Sarma⁴¹, V. Sarritzu²², V.M. Sarti⁹⁴, M.H.P. Sas³², S. Sawan⁷⁹, E. Scapparone⁵¹, J. Schambach⁸⁶, H.S. Scheid^{32,64}, C. Schiaua⁴⁵, R. Schicker⁹³, F. Schleppe^{32,93}, A. Schmah⁹⁶, C. Schmidt⁹⁶, M.O. Schmidt³², M. Schmidt⁹², N.V. Schmidt⁸⁶, A.R. Schmier¹²¹, J. Schoengarth⁶⁴, R. Schotter¹⁰¹, A. Schröter³⁸, J. Schukraft³², K. Schweda⁹⁶, G. Scioli²⁵, E. Scomparin⁵⁶, J.E. Seger¹⁴, Y. Sekiguchi¹²³, D. Sekihata¹²³, M. Selina⁸³, I. Selyuzhenkov⁹⁶, S. Senyukov¹²⁸, J.J. Seo⁹³, D. Serebryakov¹⁴⁰, L. Serkin^{VII,65}, L. Šerkšnytė⁹⁴, A. Sevcenco⁶³, T.J. Shaba⁶⁸, A. Shabetai¹⁰², R. Shahoyan³², A. Shangaraev¹⁴⁰, B. Sharma⁹⁰, D. Sharma⁴⁷, H. Sharma⁵⁴, M. Sharma⁹⁰, S. Sharma⁷⁵, S. Sharma⁹⁰, U. Sharma⁹⁰, A. Shatat¹³⁰, O. Sheibani^{136,115}, K. Shigaki⁹¹, M. Shimomura⁷⁶, J. Shin¹², S. Shirinkin¹⁴⁰, Q. Shou³⁹, Y. Sibiriak¹⁴⁰, S. Siddhanta⁵², T. Siemiarzczuk⁷⁸, T.F. Silva¹⁰⁹, D. Silvermyr⁷⁴, T. Simantathammakul¹⁰⁴, R. Simeonov³⁵, B. Singh⁹⁰, B. Singh⁹⁴, K. Singh⁴⁸, R. Singh⁷⁹, R. Singh^{54,96}, S. Singh¹⁵, V.K. Singh¹³⁴, V. Singhal¹³⁴, T. Sinha⁹⁸, B. Sitar¹³, M. Sitta^{132,56}, T.B. Skaali¹⁹, G. Skorodumovs⁹³, N. Smirnov¹³⁷, R.J.M. Snellings⁵⁹, E.H. Solheim¹⁹, C. Sonnabend^{32,96}, J.M. Sonneveld⁸³, F. Soramel²⁷, A.B. Soto-hernandez⁸⁷, R. Spijkers⁸³, I. Sputowska¹⁰⁶, J. Staa⁷⁴, J. Stachel⁹³, I. Stan⁶³, P.J. Steffanic¹²¹, T. Stellhorn¹²⁵, S.F. Stiefelmaier⁹³, D. Stocco¹⁰², I. Storehaug¹⁹, N.J. Strangmann⁶⁴, P. Stratmann¹²⁵, S. Strazzi²⁵, A. Sturniolo^{30,53}, C.P. Stylianidis⁸³, A.A.P. Suaide¹⁰⁹, C. Suire¹³⁰, A. Suii^{32,112}, M. Sukhanov¹⁴⁰, M. Suljic³², R. Sultanov¹⁴⁰, V. Sumberia⁹⁰, S. Sumowidagdo⁸¹, L.H. Tabares⁷, S.F. Taghavi⁹⁴, J. Takahashi¹¹⁰, G.J. Tambave⁷⁹, S. Tang⁶, Z. Tang¹¹⁹, J.D. Tapia Takaki¹¹⁷, N. Tapus¹¹², L.A. Tarasovicova³⁶, M.G. Tarzila⁴⁵, A. Tauro³², A. Tavira García¹³⁰, G. Tejeda Muñoz⁴⁴, L. Terlizzi²⁴, C. Terrevoli⁵⁰, S. Thakur⁴, M. Thogersen¹⁹, D. Thomas¹⁰⁷, A. Tikhonov¹⁴⁰, N. Tiltmann^{32,125}, A.R. Timmins¹¹⁵, M. Tkacik¹⁰⁵, T. Tkacik¹⁰⁵, A. Toia⁶⁴, R. Tokumoto⁹¹, S. Tomassini²⁵, K. Tomohiro⁹¹, N. Topilskaya¹⁴⁰, M. Toppi⁴⁹, V.V. Torres¹⁰², A.G. Torres Ramos³¹, A. Trifiró^{30,53}, T. Triloki⁹⁵, A.S. Triolo^{32,30,53}, S. Tripathy³², T. Tripathy^{126,47}, S. Trogolo²⁴, V. Trubnikov³, W.H. Trzaska¹¹⁶, T.P. Trzcinski¹³⁵, C. Tsolanta¹⁹, R. Tu³⁹, A. Tumkin¹⁴⁰, R. Turrisi⁵⁴, T.S. Tveter¹⁹, K. Ullaland²⁰, B. Ulukutlu⁹⁴, S. Upadhyaya¹⁰⁶, A. Uras¹²⁷, G.L. Usai²², M. Vala³⁶, N. Valle⁵⁵, L.V.R. van Doremalen⁵⁹, M. van Leeuwen⁸³, C.A. van Veen⁹³, R.J.G. van Weelden⁸³, P. Vande Vyvre³², D. Varga⁴⁶, Z. Varga^{137,46}, P. Vargas Torres⁶⁵, M. Vasileiou⁷⁷, A. Vasiliev^{1,140}, O. Vázquez Doce⁴⁹, O. Vazquez Rueda¹¹⁵, V. Vechernin¹⁴⁰, P. Veen¹²⁹, E. Vercellin²⁴, R. Verma⁴⁷, R. Vértesi⁴⁶, M. Verweij⁵⁹, L. Vickovic³³, Z. Vilakazi¹²², O. Villalobos Baillie⁹⁹, A. Villani²³, A. Vinogradov¹⁴⁰, T. Virgili²⁸, M.M.O. Virta¹¹⁶, A. Vodopyanov¹⁴¹, B. Volkel³², M.A. Völkl⁹³, S.A. Voloshin¹³⁶, G. Volpe³¹, B. von Haller³², I. Vorobyev³², N. Vozniuk¹⁴⁰, J. Vrláková³⁶, J. Wan³⁹, C. Wang³⁹, D. Wang³⁹, Y. Wang³⁹, Y. Wang⁶, Z. Wang³⁹, A. Wegrzynek³², F.T. Weiglhofer³⁸, S.C. Wenzel³², J.P. Wessels¹²⁵, P.K. Wiacek², J. Wiechula⁶⁴, J. Wikne¹⁹, G. Wilk⁷⁸, J. Wilkinson⁹⁶,

G.A. Willems¹²⁵, B. Windelband⁹³, M. Winn¹²⁹, J.R. Wright¹⁰⁷, W. Wu³⁹, Y. Wu¹¹⁹, Z. Xiong¹¹⁹, R. Xu⁶, A. Yadav⁴², A.K. Yadav¹³⁴, Y. Yamaguchi⁹¹, S. Yang²⁰, S. Yano⁹¹, E.R. Yeats¹⁸, Z. Yin⁶, I.-K. Yoo¹⁶, J.H. Yoon⁵⁸, H. Yu¹², S. Yuan²⁰, A. Yuncu⁹³, V. Zaccolo²³, C. Zampolli³², F. Zanone⁹³, N. Zardoshti³², A. Zarochentsev¹⁴⁰, P. Závada⁶², N. Zaviyalov¹⁴⁰, M. Zhalov¹⁴⁰, B. Zhang^{93,6}, C. Zhang¹²⁹, L. Zhang³⁹, M. Zhang^{126,6}, M. Zhang⁶, S. Zhang³⁹, X. Zhang⁶, Y. Zhang¹¹⁹, Z. Zhang⁶, M. Zhao¹⁰, V. Zherebchevskii¹⁴⁰, Y. Zhi¹⁰, D. Zhou⁶, Y. Zhou⁸², J. Zhu^{54,6}, S. Zhu^{96,119}, Y. Zhu⁶, S.C. Zugravel⁵⁶, N. Zurlo^{133,55}

Affiliation Notes

^I Deceased

^{II} Also at: Max-Planck-Institut für Physik, Munich, Germany

^{III} Also at: Italian National Agency for New Technologies, Energy and Sustainable Economic Development (ENEA), Bologna, Italy

^{IV} Also at: Dipartimento DET del Politecnico di Torino, Turin, Italy

^V Also at: Department of Applied Physics, Aligarh Muslim University, Aligarh, India

^{VI} Also at: Institute of Theoretical Physics, University of Wrocław, Poland

^{VII} Also at: Facultad de Ciencias, Universidad Nacional Autónoma de México, Mexico City, Mexico

Collaboration Institutes

¹ A.I. Alikhanyan National Science Laboratory (Yerevan Physics Institute) Foundation, Yerevan, Armenia

² AGH University of Krakow, Cracow, Poland

³ Bogolyubov Institute for Theoretical Physics, National Academy of Sciences of Ukraine, Kiev, Ukraine

⁴ Bose Institute, Department of Physics and Centre for Astroparticle Physics and Space Science (CAPSS), Kolkata, India

⁵ California Polytechnic State University, San Luis Obispo, California, United States

⁶ Central China Normal University, Wuhan, China

⁷ Centro de Aplicaciones Tecnológicas y Desarrollo Nuclear (CEADEN), Havana, Cuba

⁸ Centro de Investigación y de Estudios Avanzados (CINVESTAV), Mexico City and Mérida, Mexico

⁹ Chicago State University, Chicago, Illinois, United States

¹⁰ China Institute of Atomic Energy, Beijing, China

¹¹ China University of Geosciences, Wuhan, China

¹² Chungbuk National University, Cheongju, Republic of Korea

¹³ Comenius University Bratislava, Faculty of Mathematics, Physics and Informatics, Bratislava, Slovak Republic

¹⁴ Creighton University, Omaha, Nebraska, United States

¹⁵ Department of Physics, Aligarh Muslim University, Aligarh, India

¹⁶ Department of Physics, Pusan National University, Pusan, Republic of Korea

¹⁷ Department of Physics, Sejong University, Seoul, Republic of Korea

¹⁸ Department of Physics, University of California, Berkeley, California, United States

¹⁹ Department of Physics, University of Oslo, Oslo, Norway

²⁰ Department of Physics and Technology, University of Bergen, Bergen, Norway

²¹ Dipartimento di Fisica, Università di Pavia, Pavia, Italy

²² Dipartimento di Fisica dell'Università and Sezione INFN, Cagliari, Italy

²³ Dipartimento di Fisica dell'Università and Sezione INFN, Trieste, Italy

²⁴ Dipartimento di Fisica dell'Università and Sezione INFN, Turin, Italy

²⁵ Dipartimento di Fisica e Astronomia dell'Università and Sezione INFN, Bologna, Italy

²⁶ Dipartimento di Fisica e Astronomia dell'Università and Sezione INFN, Catania, Italy

²⁷ Dipartimento di Fisica e Astronomia dell'Università and Sezione INFN, Padova, Italy

²⁸ Dipartimento di Fisica 'E.R. Caianiello' dell'Università and Gruppo Collegato INFN, Salerno, Italy

²⁹ Dipartimento DISAT del Politecnico and Sezione INFN, Turin, Italy

³⁰ Dipartimento di Scienze MIFT, Università di Messina, Messina, Italy

³¹ Dipartimento Interateneo di Fisica 'M. Merlin' and Sezione INFN, Bari, Italy

³² European Organization for Nuclear Research (CERN), Geneva, Switzerland

³³ Faculty of Electrical Engineering, Mechanical Engineering and Naval Architecture, University of Split, Split, Croatia

- ³⁴ Faculty of Nuclear Sciences and Physical Engineering, Czech Technical University in Prague, Prague, Czech Republic
- ³⁵ Faculty of Physics, Sofia University, Sofia, Bulgaria
- ³⁶ Faculty of Science, P.J. Šafárik University, Košice, Slovak Republic
- ³⁷ Faculty of Technology, Environmental and Social Sciences, Bergen, Norway
- ³⁸ Frankfurt Institute for Advanced Studies, Johann Wolfgang Goethe-Universität Frankfurt, Frankfurt, Germany
- ³⁹ Fudan University, Shanghai, China
- ⁴⁰ Gangneung-Wonju National University, Gangneung, Republic of Korea
- ⁴¹ Gauhati University, Department of Physics, Guwahati, India
- ⁴² Helmholtz-Institut für Strahlen- und Kernphysik, Rheinische Friedrich-Wilhelms-Universität Bonn, Bonn, Germany
- ⁴³ Helsinki Institute of Physics (HIP), Helsinki, Finland
- ⁴⁴ High Energy Physics Group, Universidad Autónoma de Puebla, Puebla, Mexico
- ⁴⁵ Horia Hulubei National Institute of Physics and Nuclear Engineering, Bucharest, Romania
- ⁴⁶ HUN-REN Wigner Research Centre for Physics, Budapest, Hungary
- ⁴⁷ Indian Institute of Technology Bombay (IIT), Mumbai, India
- ⁴⁸ Indian Institute of Technology Indore, Indore, India
- ⁴⁹ INFN, Laboratori Nazionali di Frascati, Frascati, Italy
- ⁵⁰ INFN, Sezione di Bari, Bari, Italy
- ⁵¹ INFN, Sezione di Bologna, Bologna, Italy
- ⁵² INFN, Sezione di Cagliari, Cagliari, Italy
- ⁵³ INFN, Sezione di Catania, Catania, Italy
- ⁵⁴ INFN, Sezione di Padova, Padova, Italy
- ⁵⁵ INFN, Sezione di Pavia, Pavia, Italy
- ⁵⁶ INFN, Sezione di Torino, Turin, Italy
- ⁵⁷ INFN, Sezione di Trieste, Trieste, Italy
- ⁵⁸ Inha University, Incheon, Republic of Korea
- ⁵⁹ Institute for Gravitational and Subatomic Physics (GRASP), Utrecht University/Nikhef, Utrecht, Netherlands
- ⁶⁰ Institute of Experimental Physics, Slovak Academy of Sciences, Košice, Slovak Republic
- ⁶¹ Institute of Physics, Homi Bhabha National Institute, Bhubaneswar, India
- ⁶² Institute of Physics of the Czech Academy of Sciences, Prague, Czech Republic
- ⁶³ Institute of Space Science (ISS), Bucharest, Romania
- ⁶⁴ Institut für Kernphysik, Johann Wolfgang Goethe-Universität Frankfurt, Frankfurt, Germany
- ⁶⁵ Instituto de Ciencias Nucleares, Universidad Nacional Autónoma de México, Mexico City, Mexico
- ⁶⁶ Instituto de Física, Universidade Federal do Rio Grande do Sul (UFRGS), Porto Alegre, Brazil
- ⁶⁷ Instituto de Física, Universidad Nacional Autónoma de México, Mexico City, Mexico
- ⁶⁸ iThemba LABS, National Research Foundation, Somerset West, South Africa
- ⁶⁹ Jeonbuk National University, Jeonju, Republic of Korea
- ⁷⁰ Johann-Wolfgang-Goethe Universität Frankfurt Institut für Informatik, Fachbereich Informatik und Mathematik, Frankfurt, Germany
- ⁷¹ Korea Institute of Science and Technology Information, Daejeon, Republic of Korea
- ⁷² Laboratoire de Physique Subatomique et de Cosmologie, Université Grenoble-Alpes, CNRS-IN2P3, Grenoble, France
- ⁷³ Lawrence Berkeley National Laboratory, Berkeley, California, United States
- ⁷⁴ Lund University Department of Physics, Division of Particle Physics, Lund, Sweden
- ⁷⁵ Nagasaki Institute of Applied Science, Nagasaki, Japan
- ⁷⁶ Nara Women's University (NWU), Nara, Japan
- ⁷⁷ National and Kapodistrian University of Athens, School of Science, Department of Physics, Athens, Greece
- ⁷⁸ National Centre for Nuclear Research, Warsaw, Poland
- ⁷⁹ National Institute of Science Education and Research, Homi Bhabha National Institute, Jatni, India
- ⁸⁰ National Nuclear Research Center, Baku, Azerbaijan
- ⁸¹ National Research and Innovation Agency - BRIN, Jakarta, Indonesia
- ⁸² Niels Bohr Institute, University of Copenhagen, Copenhagen, Denmark
- ⁸³ Nikhef, National institute for subatomic physics, Amsterdam, Netherlands
- ⁸⁴ Nuclear Physics Group, STFC Daresbury Laboratory, Daresbury, United Kingdom
- ⁸⁵ Nuclear Physics Institute of the Czech Academy of Sciences, Husinec-Řež, Czech Republic

- ⁸⁶ Oak Ridge National Laboratory, Oak Ridge, Tennessee, United States
⁸⁷ Ohio State University, Columbus, Ohio, United States
⁸⁸ Physics department, Faculty of science, University of Zagreb, Zagreb, Croatia
⁸⁹ Physics Department, Panjab University, Chandigarh, India
⁹⁰ Physics Department, University of Jammu, Jammu, India
⁹¹ Physics Program and International Institute for Sustainability with Knotted Chiral Meta Matter (WPI-SKCM²), Hiroshima University, Hiroshima, Japan
⁹² Physikalisches Institut, Eberhard-Karls-Universität Tübingen, Tübingen, Germany
⁹³ Physikalisches Institut, Ruprecht-Karls-Universität Heidelberg, Heidelberg, Germany
⁹⁴ Physik Department, Technische Universität München, Munich, Germany
⁹⁵ Politecnico di Bari and Sezione INFN, Bari, Italy
⁹⁶ Research Division and ExtreMe Matter Institute EMMI, GSI Helmholtzzentrum für Schwerionenforschung GmbH, Darmstadt, Germany
⁹⁷ Saga University, Saga, Japan
⁹⁸ Saha Institute of Nuclear Physics, Homi Bhabha National Institute, Kolkata, India
⁹⁹ School of Physics and Astronomy, University of Birmingham, Birmingham, United Kingdom
¹⁰⁰ Sección Física, Departamento de Ciencias, Pontificia Universidad Católica del Perú, Lima, Peru
¹⁰¹ Stefan Meyer Institut für Subatomare Physik (SMI), Vienna, Austria
¹⁰² SUBATECH, IMT Atlantique, Nantes Université, CNRS-IN2P3, Nantes, France
¹⁰³ Sungkyunkwan University, Suwon City, Republic of Korea
¹⁰⁴ Suranaree University of Technology, Nakhon Ratchasima, Thailand
¹⁰⁵ Technical University of Košice, Košice, Slovak Republic
¹⁰⁶ The Henryk Niewodniczanski Institute of Nuclear Physics, Polish Academy of Sciences, Cracow, Poland
¹⁰⁷ The University of Texas at Austin, Austin, Texas, United States
¹⁰⁸ Universidad Autónoma de Sinaloa, Culiacán, Mexico
¹⁰⁹ Universidade de São Paulo (USP), São Paulo, Brazil
¹¹⁰ Universidade Estadual de Campinas (UNICAMP), Campinas, Brazil
¹¹¹ Universidade Federal do ABC, Santo Andre, Brazil
¹¹² Universitatea Nationala de Stiinta si Tehnologie Politehnica Bucuresti, Bucharest, Romania
¹¹³ University of Cape Town, Cape Town, South Africa
¹¹⁴ University of Derby, Derby, United Kingdom
¹¹⁵ University of Houston, Houston, Texas, United States
¹¹⁶ University of Jyväskylä, Jyväskylä, Finland
¹¹⁷ University of Kansas, Lawrence, Kansas, United States
¹¹⁸ University of Liverpool, Liverpool, United Kingdom
¹¹⁹ University of Science and Technology of China, Hefei, China
¹²⁰ University of South-Eastern Norway, Kongsberg, Norway
¹²¹ University of Tennessee, Knoxville, Tennessee, United States
¹²² University of the Witwatersrand, Johannesburg, South Africa
¹²³ University of Tokyo, Tokyo, Japan
¹²⁴ University of Tsukuba, Tsukuba, Japan
¹²⁵ Universität Münster, Institut für Kernphysik, Münster, Germany
¹²⁶ Université Clermont Auvergne, CNRS/IN2P3, LPC, Clermont-Ferrand, France
¹²⁷ Université de Lyon, CNRS/IN2P3, Institut de Physique des 2 Infinis de Lyon, Lyon, France
¹²⁸ Université de Strasbourg, CNRS, IPHC UMR 7178, F-67000 Strasbourg, France, Strasbourg, France
¹²⁹ Université Paris-Saclay, Centre d'Etudes de Saclay (CEA), IRFU, Département de Physique Nucléaire (DPhN), Saclay, France
¹³⁰ Université Paris-Saclay, CNRS/IN2P3, IJCLab, Orsay, France
¹³¹ Università degli Studi di Foggia, Foggia, Italy
¹³² Università del Piemonte Orientale, Vercelli, Italy
¹³³ Università di Brescia, Brescia, Italy
¹³⁴ Variable Energy Cyclotron Centre, Homi Bhabha National Institute, Kolkata, India
¹³⁵ Warsaw University of Technology, Warsaw, Poland
¹³⁶ Wayne State University, Detroit, Michigan, United States
¹³⁷ Yale University, New Haven, Connecticut, United States
¹³⁸ Yildiz Technical University, Istanbul, Turkey

¹³⁹ Yonsei University, Seoul, Republic of Korea

¹⁴⁰ Affiliated with an institute covered by a cooperation agreement with CERN

¹⁴¹ Affiliated with an international laboratory covered by a cooperation agreement with CERN.