

Optimal Sparse H_∞ Controller Design for Networked Control Systems[★]

Zhaohua Yang^a Pengyu Wang^a Haishan Zhang^a Shiyue Jia^a Nachuan Yang^b
Yuxing Zhong^a and Ling Shi^a

^a*Department of Electronic and Computer Engineering, Hong Kong University of Science and Technology,
Clear Water Bay, Hong Kong SAR*

^b*Department of Electrical and Computer Engineering, University of Alberta,
Edmonton, Alberta T6G 1H9, Canada*

Abstract

This paper provides a comprehensive analysis of the design of optimal sparse H_∞ controllers for continuous-time linear time-invariant systems. The sparsity of a controller has received increasing attention as it represents the communication and computation efficiency of feedback networks. However, the design of optimal sparse H_∞ controllers remains an open and challenging problem due to its non-convexity, and we cannot design a first-order algorithm to analyze since we lack an analytical expression for a given controller. In this paper, we consider two typical problems. First, design a sparse H_∞ controller subject to a specified threshold, which minimizes the sparsity of the controller while satisfying the given performance requirement. Second, design a sparsity-promoting H_∞ controller, which strikes a balance between the system performance and the controller sparsity. For both problems, we propose a relaxed convex problem and we show that any feasible solution of the relaxed problem is feasible for the original problem. Subsequently, we design an iterative linear matrix inequality (ILMI) for both problems with guaranteed convergence. We further characterize the first-order optimality using the Karush-Kuhn-Tucker (KKT) conditions and prove that any limit point of the solution sequence is a stationary point. Finally, we validate the effectiveness of our algorithms through several numerical simulations.

Key words: Linear matrix inequality, sparsity, networked control systems, H_∞ performance

1 Introduction

Networked control systems (NCS) have found ubiquitous industrial applications and have received much attention from the research community. In such systems, information is exchanged via a communication network among system components such as controllers, sensors, and actuators (Wang and Liu, 2008). Such types of systems have found applications in power networks (Teixeira et al., 2010), transportation networks (Ran and Boyce, 2012), and sensor and actuator networks (Verdone et al., 2010). Within NCS, we can design a centralized feedback control strategy that requires each controller to access the full state. Although this approach achieves optimal control performance, it typically imposes a prohibitively high communication burden in large-scale systems. Moreover, in practical applications, the communication and computation ca-

pabilities are often limited (Gupta et al., 2015), which significantly restricts the number of communication channels and, consequently, the scalability and potential of NCS. This motivates us to design an optimal sparse controller that balances system performance and communication burden. In other words, we aim to minimize communication costs without sacrificing too much performance. We also consider another scenario where a specified performance threshold is provided, as real-world systems often require bounded performance. In this case, our goal is to minimize communication costs while satisfying the performance requirement.

Extensive work has been conducted on the optimal sparse controller design. In the seminal work (Lin et al., 2013), the authors proposed an alternating direction method of multiplier (ADMM) algorithm for designing sparse controllers. Instead of ADMM, in (Fardad and Jovanović, 2014), the authors proposed an iterative convex programming algorithm. More re-

[★] This work is supported by XXXX.

cently, various algorithms have been proposed for the sparse controller design (Dhingra and Jovanović, 2016; Babazadeh and Nobakhti, 2016; Cho, 2024). Unlike the sparsity over the gain matrix, in the landmark work (Polyak et al., 2013), the authors proposed the concept of row sparse and column sparse, which motivates the sensor and actuator selection problems. In such types of problems, a change of variable technique can be applied to turn the feasible region into a convex set. In (Dhingra et al., 2014; Zare and Jovanović, 2018; Zare et al., 2019), the authors proposed various efficient algorithms in large-scale problems, including ADMM, proximal gradient, and quasi-Newton. The sparse control has also been investigated in consensus network (Lin et al., 2012), covariance completion (Zare et al., 2015), target tracking (Masazade et al., 2012), hands-off control (Nagahara et al., 2015; Nagahara, 2020), observer design (Yang et al., 2024), and remote state estimation (Zhong et al., 2024). However, to the best of our knowledge, most of the previous works are based on H_2 performance, and no other performance indexes are considered. In other words, the sparse controller design under H_∞ performance, another important performance index, remains an open problem. This motivates our research in this paper.

In this paper we, for the first time, provide a systematic solution to the optimal sparse H_∞ controller design. Different from the H_2 case (Lin et al., 2013; Fardad and Jovanović, 2014; Dhingra et al., 2014), analytical expressions and gradient information are unavailable in the H_∞ setting, which makes it impossible to design a first-order algorithm to compute the solution. Therefore, we consider using bilinear matrix inequality. However, it is non-convex because the optimization variables are coupled. Besides, We cannot apply a change of variable because of the sparsity regulation term. To tackle this difficulty, we develop a novel linearization technique that relaxes the bilinear matrix inequality into an LMI. We further show that any feasible solution to the relaxed problem is feasible for the original problem, which motivates us to design an ILMI algorithm to compute the solution. By incorporating proximal terms into the objective function, we show the algorithm exhibits sufficient decrease and is guaranteed to converge. Moreover, we characterize the optimality using KKT conditions and we show that any limit point of the solution sequence satisfies the KKT conditions of the original problem and is thus a stationary point.

In this paper, we consider two typical problems. First, design a sparse H_∞ controller subject to a given threshold. It is motivated by practical scenarios where system performance must be kept within a given threshold. Second, design a sparsity-promoting H_∞ controller. We aim to find the relationship between system performance and controller sparsity and then make a trade-off. For the second problem, unlike many existing works where only the controller structure is found, we further pro-

pose to solve a structured controller design problem over the obtained structure. We consider both problems separately and design our algorithms using the techniques described in the previous paragraph.

This paper is organized as follows. In Section 2, some backgrounds on H_∞ performance and sparsity control are provided and the problem is formulated. In Section 3, two different problems are considered separately, the linearization technique is developed, the optimality conditions are given, and the ILMI algorithm is proposed. In Section 4, some numerical simulations are provided to show the effectiveness of our methods. In Section 5, this paper is concluded.

Notations:

$\mathbf{R}^{m \times n}$	real matrix with dimension $m \times n$
X^T (X^H)	transpose (conjugate transpose) of X
X_{ij} ($[X]_{ij}$)	element at i -th row and j -th column
X_k ($[X]_k$)	matrix sequence at k -th iteration
$X > 0$ ($X \geq 0$)	element-wise positive (non-negative)
$X \succ 0$ ($X \succeq 0$)	positive definite (semidefinite)
$\mathbf{1}_{m,n}$	all-one matrices with dimension $m \times n$
$I, 0$	identity matrix, zero matrix
σ_{max}	maximum singular value of a matrix
$\text{Sym}(A)$	$A + A^T$
$\text{abs}(\cdot)$	element-wise absolute value operation
$\langle \cdot, \cdot \rangle$	matrix inner product
\circ	Hadamard product
$\ \cdot \ _F$	Frobenius norm

2 Preliminary

2.1 H_∞ Performance

In this paper, we consider a continuous-time linear time-invariant (LTI) system given by

$$\begin{aligned} \dot{x}(t) &= Ax(t) + Bu(t) + Gd(t), \\ z(t) &= Cx(t) + Du(t) + Hd(t), \end{aligned} \quad (1)$$

where $x \in \mathbf{R}^{n_x}$ is the system state, $u \in \mathbf{R}^{n_u}$ the control input, $d \in \mathbf{R}^{n_d}$ the exogenous disturbance, and $z \in \mathbf{R}^{n_z}$ the controlled output. It is standard to assume (A, B) is stabilizable. We adopt a static state feedback control law to regulate the system (1), i.e.,

$$u(t) = Kx(t), \quad (2)$$

where $K \in \mathbb{R}^{n_u \times n_x}$ is the gain matrix to be designed. We can rewrite system (1) as follows

$$\begin{aligned} \dot{x}(t) &= (A + BK)x(t) + Gd(t), \\ z(t) &= (C + DK)x(t) + Hd(t). \end{aligned} \quad (3)$$

Therefore, the influence of the exogenous disturbance d on the controlled output z is described by

$$z(s) = T_{zd}(s)d(s), \quad (4)$$

where $T_{zd}(s)$ is the transfer function given by

$$T_{zd}(s) = (C + DK)(sI - (A + BK))^{-1}G + H. \quad (5)$$

The H_∞ norm of the system (3) is represented as $\|T_{zd}(s)\|_\infty$, where $\|T_{zd}(s)\|_\infty := \max_{\omega \in \mathbb{R}} \sigma_{max}\{T_{zd}(j\omega)\}$. It is well-known that the following result holds

$$\int_0^\infty z^H(t)z(t)dt \leq \|T_{zd}(s)\|_\infty^2 \int_0^\infty d^H(t)d(t)dt, \quad (6)$$

which shows that $\|T_{zd}(s)\|_\infty^2$ represents the largest energy amplification from the exogenous disturbance to the system output. The following fundamental result provides necessary and sufficient conditions for H_∞ controller synthesis with a given performance threshold.

Lemma 1 (*Iwasaki and Skelton, 1994*) *The system (3) is asymptotically stable and $\|T_{zd}(s)\|_\infty \leq \gamma$ if and only if there exists a symmetric positive definite matrix $P \succ 0$ such that*

$$\begin{bmatrix} \text{Sym}(P(A + BK)) & PG & (C + DK)^T \\ G^T P & -\gamma I & H^T \\ C + DK & H & -\gamma I \end{bmatrix} \preceq 0. \quad (7)$$

The optimal H_∞ norm is the minimal γ that (7) is feasible. Therefore, we can obtain the optimal H_∞ norm via the following semi-definite programming problem.

Problem 1

$$\begin{cases} \min_{X, Y, \gamma} \gamma \\ \text{s.t. } X \succ 0, \\ \begin{bmatrix} \text{Sym}(AX + BY) & G & (CX + DY)^T \\ G^T & -\gamma I & H^T \\ CX + DY & H & -\gamma I \end{bmatrix} \preceq 0. \end{cases}$$

The optimal H_∞ controller can be recovered by $K^* = Y^*X^{*-1}$ with the corresponding global minimal $\|T_{zd}(s)\|_\infty = \gamma^*$, where Y^*, X^*, γ^* are the solutions to Problem 1.

2.2 Sparse Controller and l_1 Relaxation

The feedback control strategy typically constructs a communication network between the control input and the system state. This network is generally dense, requiring each local controller to access the states of all subsystems. However, this could impose a prohibitively high communication burden on large-scale systems, which often have limited computation and communication capabilities. Therefore, it is preferable to design the control input that utilizes local state information in large-scale systems. This limited information exchange is reflected in the sparsity of the gain matrix, which is the objective we aim to optimize. Considering the state feedback control law, each local controller can be computed as

$$\forall 1 \leq i \leq n_u, [u(t)]_i = \sum_{1 \leq j \leq n_x} [K]_{ij}[x(t)]_j. \quad (8)$$

If $[K]_{ij} \neq 0$, $[u(t)]_i$ needs access to $[x(t)]_j$, and otherwise $[u(t)]_i$ does not. Therefore, it is natural to define the communication burden as the number of nonzero elements of the matrix K . This is exactly the l_0 norm, represented as $\|K\|_0$. However, the l_0 norm is non-convex and discontinuous, and thus cannot be tackled directly. A common and effective technique to address this difficulty is to alternatively consider the l_1 norm defined as

$$\|K\|_1 = \sum_{1 \leq i \leq n_u} \sum_{1 \leq j \leq n_x} |K_{ij}|. \quad (9)$$

This l_1 relaxation turns the non-convex l_0 norm into a convex one and paves the way for our later analysis.

2.3 Problem Formulation

In this paper, we conduct a comprehensive analysis of the optimal sparse H_∞ controller design, and two typical problems are considered separately.

The first is the design of a sparse H_∞ controller subject to a given threshold. In many industrial systems, it is essential to maintain performance within this threshold while simultaneously minimizing the communication burden. After applying the l_1 relaxation, this problem is described as follows

Problem DSHGT: (*Design of sparse H_∞ controller given a threshold*):

$$\min_{K \in \mathcal{F}} \|K\|_1 \quad \text{s.t.} \quad \|T_{zd}(s)\|_\infty \leq \gamma, \quad (10)$$

where γ represents the performance threshold to be satisfied and \mathcal{F} stands for the stability region, i.e.,

$$\mathcal{F} = \{K \in \mathbb{R}^{n_u \times n_x} \mid A + BK \text{ is Hurwitz}\}. \quad (11)$$

The second is the sparsity-promoting H_∞ controller design. In this case, no performance threshold is available and we want to explore the relationship between the system performance and the sparsity of the communication network. We describe the problem as follows where the sparsity regulation term is directly incorporated in the objective function.

Problem SPHCD: (*Sparsity-promoting H_∞ controller design*):

$$\min_{K \in \mathcal{F}} \|T_{zd}(s)\|_\infty + \lambda \|K\|_1 \quad (12)$$

where λ is a tuning parameter that represents the level of our emphasis on the network sparsity. As λ increases, we impose a greater penalty on the network density, leading to a sparser solution.

These two problems are representative and encompass the majority of sparse controller design issues encountered in practical industrial applications. For the rest of this paper, we will analyze and solve them separately.

3 Main Results

3.1 Sparse Controller Design with Bounded H_∞ Performance

By leveraging Lemma 1, **Problem DSHGT** is equivalent to the following problem.

Problem 2

$$\begin{cases} \min_{K, P} \|K\|_1 \\ \text{s.t. } P \succ 0, \\ \begin{bmatrix} \text{Sym}(P(A+BK)) & PG & (C+DK)^T \\ G^T P & -\gamma I & H^T \\ C+DK & H & -\gamma I \end{bmatrix} \preceq 0. \end{cases}$$

In the absence of the sparsity regulation term in the objective function, Problem 2 turns out to be a feasibility problem and can be solved by a standard change of

Problem 3

$$\begin{cases} \min_{K, P, W} \sum_{i,j} W_{ij} \\ \text{s.t. } P \succ 0, \\ W - K \geq 0, W + K \geq 0, \\ \begin{bmatrix} -L_f(K, P; \tilde{K}, \tilde{P}) & \frac{1}{\sqrt{2}}(A+BK+P)^T & PG & (C+DK)^T \\ \frac{1}{\sqrt{2}}(A+BK+P) & -I & 0 & 0 \\ G^T P & 0 & -\gamma I & H^T \\ C+DK & 0 & H & -\gamma I \end{bmatrix} \preceq 0. \end{cases} \quad (13a) \quad (13b) \quad (13c)$$

variable (Duan and Yu, 2013). However, this technique is no longer viable when the sparsity regulation term is the objective we want to minimize since this will lead to minimizing $\|YX^{-1}\|_1$, which is intractable. Instead of directly solving Problem 2, we propose a linearized version of Problem 2 and clarify their relationship. We also describe how this relationship addresses the difficulties and motivates us to design a viable algorithm. At the end of this subsection, we design an ILMI algorithm to solve Problem 2 numerically. We show that this algorithm is guaranteed to converge and every limit point is a stationary point of Problem 2.

To facilitate further discussions, we first define some critical functions as the prerequisites. Define

$$f(K, P) := \frac{1}{2}(A+BK-P)^T(A+BK-P) \quad (14)$$

and its linearization around (\tilde{K}, \tilde{P}) in (15).

$$\begin{aligned} L_f(K, P; \tilde{K}, \tilde{P}) &:= \frac{1}{2}f(\tilde{K}, \tilde{P}) \\ &+ \frac{1}{2} \left[B(K - \tilde{K}) - (P - \tilde{P}) \right]^T (A + B\tilde{K} - \tilde{P}) \\ &+ \frac{1}{2} (A + B\tilde{K} - \tilde{P})^T \left[B(K - \tilde{K}) - (P - \tilde{P}) \right] \end{aligned} \quad (15)$$

We further propose Problem 3 of interest at the bottom of this page, which will be incorporated into our final algorithm. It is worth noting that Problem 3 is a convex problem and can be solved using commercial solvers. In what follows, we will present a result (Theorem 1) that characterizes the relationship between Problem 3 and Problem 2. We will then describe our inspiration to design the final algorithm based on Problem 3.

Theorem 1 *Every feasible solution (K_{3f}, P_{3f}) to Problem 3 is a feasible solution to Problem 2. For every feasible solution (K_{2f}, P_{2f}) to Problem 2, take $\tilde{K} = K_{2f}, \tilde{P} = P_{2f}$, then at least (K_{2f}, P_{2f}) is a feasible solution to Problem 3.*

PROOF. Since all the bi-linearity of Problem 2 comes

from the $(A + BK)^T P + P(A + BK)$, it is natural to linearize this term. We apply a well-known equality and reformulate this term as follows

$$\begin{aligned} & (A + BK)^T P + P(A + BK) \\ &= \frac{1}{2}(A + BK + P)^T (A + BK + P) \\ & \quad - \frac{1}{2}(A + BK - P)^T (A + BK - P). \end{aligned}$$

Consider the last term

$$\begin{aligned} & \frac{1}{2}(A + BK - P)^T (A + BK - P) \\ &= \frac{1}{2} \left[A + B\tilde{K} - \tilde{P} + B(K - \tilde{K}) - (P - \tilde{P}) \right]^T \\ & \quad \left[A + B\tilde{K} - \tilde{P} + B(K - \tilde{K}) - (P - \tilde{P}) \right] \\ &= \frac{1}{2}(A + B\tilde{K} - \tilde{P})^T (A + B\tilde{K} - \tilde{P}) \\ & \quad + \text{Sym} \left(\left[B(K - \tilde{K}) - (P - \tilde{P}) \right]^T (A + B\tilde{K} - \tilde{P}) \right) \\ & \quad + \frac{1}{2} \left[B(K - \tilde{K}) - (P - \tilde{P}) \right]^T \left[B(K - \tilde{K}) - (P - \tilde{P}) \right] \\ & \succeq \frac{1}{2}(A + B\tilde{K} - \tilde{P})^T (A + B\tilde{K} - \tilde{P}) \\ & \quad + \text{Sym} \left(\left[B(K - \tilde{K}) - (P - \tilde{P}) \right]^T (A + B\tilde{K} - \tilde{P}) \right) \\ &= L_f(K, P; \tilde{K}, \tilde{P}). \end{aligned}$$

The inequality follows from the semi-definiteness of the second-order incremental matrix. Thus,

$$\begin{aligned} & (A + BK)^T P + P(A + BK) \\ & \leq \frac{1}{2}(A + BK + P)^T (A + BK + P) \\ & \quad - L_f(K, P; \tilde{K}, \tilde{P}). \end{aligned}$$

Furthermore,

$$\begin{aligned} & \begin{bmatrix} (A + BK)^T P + P(A + BK) & PG & (C + DK)^T \\ G^T P & -\gamma I & H^T \\ C + DK & H & -\gamma I \end{bmatrix} \\ & \preceq \\ & \begin{bmatrix} \frac{1}{2}(A + BK + P)^T (A + BK + P) - L_f(K, P; \tilde{K}, \tilde{P}) & & \\ & G^T P & \\ & C + DK & \\ & & PG & (C + DK)^T \\ & & -\gamma I & H^T \\ & & H & -\gamma I \end{bmatrix}. \end{aligned} \tag{16}$$

The negative definite of the right-hand side is equivalent to (13c) by applying the Schur complement. Consequently, the feasible region (K, P) of Problem 3 is a subset of that of Problem 2 and we prove every feasible solution (K_{3f}, P_{3f}) to Problem 3 is a feasible solution to Problem 2. Note that the inequality in (16) turns out to be an equality when $K = \tilde{K}, P = \tilde{P}$ because in this case, the linearization introduces no error. Then for every feasible solution (K_{2f}, P_{2f}) of Problem 2, take $\tilde{K} = K_{2f}, \tilde{P} = P_{2f}$, then at least (K_{2f}, P_{2f}) is a feasible solution to Problem 3 and possibly a convex set containing (K_{2f}, P_{2f}) is the feasible region of Problem 3. The proof is now complete. \square

Theorem 1 indicates that instead of directly solving Problem 2, we can alternatively solve a convex counterpart (Problem 3), and the solution will always remain within the feasible domain of Problem 2. Furthermore, if we consider solving Problem 3 iteratively with linearization around the solution from the previous step, the solution is at least not worse than the previous step. This is because Problem 3 is convex and the global minimum is not worse than the linearization point. The analysis above motivates us to design an iterative algorithm to gradually approach the stationary point, which is the highest pursuit in non-convex optimization problems.

It is worth noting that although iteratively solving Problem 3 ensures a non-increasing sequence of objective values, this does not guarantee convergence of the algorithm. This is because the algorithm may oscillate between two points with the same objective value. To guarantee the convergence of the algorithm, the objective function must exhibit a sufficient decrease property. Therefore, we slightly modify Problem 3 by incorporating a proximal term in the objective function.

Problem 4

$$\min_{K, P, W} \sum_{i,j} W_{ij} + \|K - \tilde{K}\|_F^2 + \|P - \tilde{P}\|_F^2 + \|W - \tilde{W}\|_F^2$$

$$\text{s.t. (13a), (13b), (13c),}$$

where $\tilde{K}, \tilde{P}, \tilde{W}$ represents three optimization variables from the previous iteration, which will be clarified in the final algorithm. The full algorithm is shown in Algorithm 1.

Now we start to evaluate the optimality of Algorithm 1. To facilitate discussions on the optimality, we first provide the Lagrangian of Problem 2 and then give the Karush-Kuhn-Tucker (KKT) conditions of Problem 2 and the definition of the stationary point.

The Lagrangian of Problem 2 is shown as

$$L(K, P, \Lambda_1, \Lambda_2) = \|K\|_1 + \langle \Lambda_1, N(K, P) \rangle - \langle \Lambda_2, P \rangle,$$

Algorithm 1 Sparse H_∞ controller design given γ

- 1: **Output:** K_{A1}^* ;
 - 2: Initialize $k = 0$;
 - 3: Initialize $K_0 = Y^*X^{*-1}, P_0 = X^{*-1}, W_0 = \text{abs}(K_0)$ as the optimal centralized solution pair of Problem 1;
 - 4: **repeat**
 - 5: Solve Problem 4, $\tilde{K} = K_k, \tilde{P} = P_k, \tilde{W} = W_k$;
 - 6: Assign the solution to $K_{k+1}, P_{k+1}, W_{k+1}$;
 - 7: $k = k + 1$;
 - 8: **until** $\|K_k - K_{k-1}\|_F < \epsilon$ and $\|P_k - P_{k-1}\|_F < \epsilon$ and $\|W_k - W_{k-1}\|_F < \epsilon$;
 - 9: **return** \tilde{K}_k ;
-

where Λ_1, Λ_2 are the Lagrangian multipliers, and we denote

$$N(K, P) := \begin{bmatrix} \text{Sym}(P(A + BK)) & PG & (C + DK)^T \\ G^T P & -\gamma I & H^T \\ C + DK & H & -\gamma I \end{bmatrix}$$

for simplicity. Therefore, we can derive the KKT conditions as follows

$$\begin{cases} \Lambda_1^* \succeq 0, \Lambda_2^* \succeq 0, & (17a) \\ N(K^*, P^*) \preceq 0, P^* \succeq 0, & (17b) \\ \langle \Lambda_1^*, N(K^*, P^*) \rangle = 0, \langle \Lambda_2^*, P^* \rangle = 0, & (17c) \\ \partial \|K^*\|_1 + \nabla_K \langle \Lambda_1^*, N(K^*, P^*) \rangle = 0, & (17d) \\ \nabla_P \langle \Lambda_1^*, N(K^*, P^*) \rangle - \Lambda_2 = 0, & (17e) \end{cases}$$

where Λ_1^*, Λ_2^* are the KKT multipliers. With the KKT conditions, we define the stationary point below.

Definition 1 (K, P) is called a stationary of Problem 2 if it satisfies the corresponding KKT conditions (17).

Remark 1 Generally speaking, a stationary point is not necessarily a locally optimal point because of saddle points. Although it is not a sufficient condition for local optimality, we can still remove points that are not locally optimal if we can show they do not satisfy the KKT conditions. The stationary point is in general the highest pursuit in non-convex optimization problems.

Theorem 2 Algorithm 1 generates a solution sequence that has at least one limit point, and each limit point is a stationary point of **Problem DSHGT**.

PROOF. Since Problem 4 is a convex problem, we can obtain the global optimal solution through commercial solvers. From the structure of Algorithm 1, we immedi-

ately obtain the following relationship at each step

$$\sum_{i,j} [W_{k+1}]_{ij} + \|K_{k+1} - K_k\|_F^2 + \|P_{k+1} - P_k\|_F^2 + \|W_{k+1} - W_k\|_F^2 \leq \sum_{i,j} [W_k]_{ij} \quad (18)$$

because the global optimal point is at least not worse than the linearization point. From (18), we further obtain if $(K_{k+1}, P_{k+1}, W_{k+1})$ is not equal to (K_k, P_k, W_k) , then the objective function will decrease. Since the objective function is lower-bounded, the objective value must finally converge. From the relation

$$\lim_{k \rightarrow \infty} \sum_{i,j} [W_{k+1}]_{ij} + \|K_{k+1} - K_k\|_F^2 + \|P_{k+1} - P_k\|_F^2 + \|W_{k+1} - W_k\|_F^2 \leq \lim_{k \rightarrow \infty} \sum_{i,j} [W_k]_{ij},$$

we have

$$\lim_{k \rightarrow \infty} \|K_{k+1} - K_k\|_F^2 + \|P_{k+1} - P_k\|_F^2 + \|W_{k+1} - W_k\|_F^2 = 0$$

and therefore the solution sequence must have at least one limit point. According to Algorithm 1, the solution sequence is obtained by iteratively solving Problem 4. Thus, it is natural to consider the optimality of Problem 4 at each iteration. After recovering (13c) using the Schur complement, we provide the Lagrangian of Problem 4 at the $k + 1$ iteration.

$$\begin{aligned} & L(W, K, P, [\Gamma_1]_{k+1}, [\Gamma_2]_{k+1}, [\Gamma_3]_{k+1}, [\Gamma_4]_{k+1}) \\ &= \sum_{i,j} W_{ij} + \|K - K_k\|_F^2 + \|P - P_k\|_F^2 + \|W - W_k\|_F^2 \\ &+ \langle [\Gamma_1]_{k+1}, M(K, P; K_k, P_k) \rangle - \langle [\Gamma_2]_{k+1}, P \rangle \\ &- \langle [\Gamma_3]_{k+1}, W + K \rangle - \langle [\Gamma_4]_{k+1}, W - K \rangle, \end{aligned}$$

where $[\Gamma_1]_{k+1}, [\Gamma_2]_{k+1}, [\Gamma_3]_{k+1}, [\Gamma_4]_{k+1}$ denotes the Lagrangian multipliers, and we denote

$$\begin{aligned} M(K, P; K_k, P_k) = & \begin{bmatrix} \frac{1}{2}(A + BK + P)^T(A + BK + P) - L_f(K, P; K_k, P_k) \\ G^T P \\ C + DK \\ PG & (C + DK)^T \\ -\gamma I & H^T \\ H & -\gamma I \end{bmatrix} \end{aligned}$$

for conciseness. Since Problem 4 is a convex problem, the optimal solution $(W_{k+1}, K_{k+1}, P_{k+1})$ must satisfy the corresponding KKT conditions. The KKT conditions of Problem 4 at the $k + 1$ iteration are listed in (19), where

$$\left\{ \begin{array}{l}
[\Gamma_1^*]_{k+1} \succeq 0, [\Gamma_2^*]_{k+1} \succeq 0, [\Gamma_3^*]_{k+1} \succeq 0, [\Gamma_4^*]_{k+1} \succeq 0, \quad (19a) \\
M(K_{k+1}, P_{k+1}; K_k, P_k) \preceq 0, P_{k+1} \succeq 0, \quad (19b) \\
W_{k+1} + K_{k+1} \succeq 0, W_{k+1} - K_{k+1} \succeq 0, \quad (19c) \\
\langle [\Gamma_1^*]_{k+1}, M(K_{k+1}, P_{k+1}; K_k, P_k) \rangle = 0, \quad (19d) \\
\langle [\Gamma_2^*]_{k+1}, P_{k+1} \rangle = 0, \langle [\Gamma_3^*]_{k+1}, W_{k+1} + K_{k+1} \rangle = 0, \quad (19e) \\
\langle [\Gamma_4^*]_{k+1}, K_{k+1} - K_{k+1} \rangle = 0, \quad (19f) \\
\nabla_W \sum_{i,j} [W_{k+1}]_{ij} + (W_{k+1} - W_k) - [\Gamma_3^*]_{k+1} - [\Gamma_4^*]_{k+1} = 0, \quad (19g) \\
(K_{k+1} - K_k) + \nabla_K \langle [\Gamma_1^*]_{k+1}, M(K_{k+1}, P_{k+1}; K_k, P_k) \rangle - [\Gamma_3^*]_{k+1} + [\Gamma_4^*]_{k+1} = 0, \quad (19h) \\
(P_{k+1} - P_k) + \nabla_P \langle [\Gamma_1^*]_{k+1}, M(K_{k+1}, P_{k+1}; K_k, P_k) \rangle - [\Gamma_2^*]_{k+1} = 0, \quad (19i)
\end{array} \right.$$

$[\Gamma_1^*]_{k+1}, [\Gamma_2^*]_{k+1}, [\Gamma_3^*]_{k+1}, [\Gamma_4^*]_{k+1}$ are known as the KKT multipliers. From (13b), W is an upper bound for $\text{abs}(K)$, which indicates that the optimal solutions must satisfy $W_{k+1} = \text{abs}(K_{k+1})$. Define the index set $S_+ = \{(i, j) | [K_{k+1}]_{ij} > 0\}$, $S_- = \{(i, j) | [K_{k+1}]_{ij} < 0\}$ and $S_0 = \{(i, j) | [K_{k+1}]_{ij} = 0\}$. This implies for $\forall (i, j) \in S_+$, $[W_{k+1} + K_{k+1}]_{ij} > 0$ and $[[\Gamma_3^*]_{k+1}]_{ij} = 0$. On the other hand, $\forall (i, j) \in S_-$, $[W_{k+1} - K_{k+1}]_{ij} > 0$ and $[[\Gamma_4^*]_{k+1}]_{ij} = 0$. For $\forall (i, j) \in S_0$, $[W_{k+1} + K_{k+1}]_{ij} = 0$ and $[W_{k+1} - K_{k+1}]_{ij} = 0$, and $[[\Gamma_3^*]_{k+1}]_{ij}, [[\Gamma_4^*]_{k+1}]_{ij}$ are arbitrary. Now we focus on the KKT conditions of Problem 4. We can reformulate (19g) as

$$\mathbf{1}_{n_u, n_x} + W_{k+1} - W_k - [\Gamma_3^*]_{k+1} - [\Gamma_4^*]_{k+1} = 0,$$

which can be further simplified to

$$\mathbf{1}_{n_u, n_x} - [\Gamma_3^*]_{k+1} - [\Gamma_4^*]_{k+1} = 0.$$

when k tends to infinity. This equation, together with (19a) and the discussions above implies, $\forall (i, j) \in S_+ \Rightarrow [[\Gamma_3^*]_{k+1}]_{ij} = 0$ and $[[\Gamma_4^*]_{k+1}]_{ij} = 1$, $\forall (i, j) \in S_- \Rightarrow [[\Gamma_4^*]_{k+1}]_{ij} = 0$ and $[[\Gamma_3^*]_{k+1}]_{ij} = 1$, $\forall (i, j) \in S_0 \Rightarrow [[\Gamma_4^*]_{k+1}]_{ij} + [[\Gamma_3^*]_{k+1}]_{ij} = 1$ and $[[\Gamma_4^*]_{k+1}]_{ij} - [[\Gamma_3^*]_{k+1}]_{ij} \in [-1, 1]$. Furthermore, $N(K, P) = M(K, P; K, P)$. Then we take the limit for all KKT conditions (19) and use subscript ∞ to denote any limit point. Let $\Lambda_1^* = [\Gamma_1^*]_{\infty}$, $\Lambda_2^* = [\Gamma_2^*]_{\infty}$. The limit point (K_{∞}, P_{∞}) satisfies the KKT conditions of (17), which means that (K_{∞}, P_{∞}) is a stationary point of Problem 2 and thus **Problem DSHGT**. \square

This subsection provides a reliable algorithm with guaranteed convergence to solve **Problem DSHGT**, a widely recognized scenario in sparse controller design. The next subsection will focus on the trade-off between system performance and communication burdens.

3.2 Sparsity-promoting H_{∞} controller design

Different from the assumption of the previous subsection, in reality, sometimes the performance threshold is unknown and we are interested in the relationship between system performance and topology sparsity, which

Algorithm 2 Sparsity promoting H_{∞} controller design

- 1: **Output:** K_{A2}^* ;
- 2: Initialize $k = 0$;
- 3: Initialize $K_0 = Y^* X^{*-1}, P_0 = X^{*-1}, W_0 = \text{abs}(K_0), \gamma_0 = \gamma^*$ as the optimal centralized solution pair of Problem 1;
- 4: **repeat**
- 5: Solve Problem 6 with $\tilde{K} = K_k, \tilde{P} = P_k, \tilde{W} = W_k, \tilde{\gamma} = \gamma_k$;
- 6: Assign the solutions to $K_{k+1}, P_{k+1}, W_{k+1}, \gamma_{k+1}$;
- 7: $k = k + 1$;
- 8: **until** $\|K_k - K_{k-1}\|_F < \epsilon$ and $\|P_k - P_{k-1}\|_F < \epsilon$ and $\|W_k - W_{k-1}\|_F < \epsilon$ and $\|\gamma_k - \gamma_{k-1}\| < \epsilon$;
- 9: **return** K_k ;

motivates us to consider **Problem SPHCD**. We divide this subsection into two parts. Given a specific penalty for density, we first design an algorithm for solving the l_1 relaxation problem and obtain the controller pattern. Then we solve a structured controller design problem over the pattern obtained from the first step. We show that the algorithms for both parts are convergent and each limit point is a stationary point.

3.2.1 Controller Structure Design

By utilizing Lemma 1, **Problem SPHCD** is equivalent to the following problem.

Problem 5

$$\left\{ \begin{array}{l}
\min_{K, P, \gamma} \gamma + \lambda \|K\|_1 \\
\text{s.t. } P \succ 0, \\
\left[\begin{array}{ccc}
\text{Sym}(P(A + BK)) & PG & (C + DK)^T \\
G^T P & -\gamma I & H^T \\
C + DK & H & -\gamma I
\end{array} \right] \preceq 0.
\end{array} \right.$$

Different from Problem 2, here we incorporate γ into the objective function as a variable to optimize. The parameter λ is the penalty weight that represents the

Problem 6

$$\left\{ \begin{array}{l} \min_{K, P, W, \gamma} \gamma + \lambda \sum_{i,j} W_{ij} + \|K - \tilde{K}\|_F^2 + \|P - \tilde{P}\|_F^2 + \|W - \tilde{W}\|_F^2 + \|\gamma - \tilde{\gamma}\|^2 \\ \text{s.t. } P \succ 0, \\ W - K \geq 0, W + K \geq 0, \\ \begin{bmatrix} -L_f(K, P; \tilde{K}, \tilde{P}) & \frac{1}{\sqrt{2}}(A + BK + P)^T & PG & (C + DK)^T \\ \frac{1}{\sqrt{2}}(A + BK + P) & -I & 0 & 0 \\ G^T P & 0 & -\gamma I & H^T \\ C + DK & 0 & H & -\gamma I \end{bmatrix} \preceq 0. \end{array} \right. \quad \begin{array}{l} (20a) \\ (20b) \\ (20c) \end{array}$$

level of our emphasis on sparsity. As λ increases, the solution K will possibly become sparser.

Note that the LMI constraint of Problem 5 also contains the bi-linear term. To tackle this difficulty, we use the same technique as the previous subsection to apply linearization, and then we leverage the Schur complement to transform the bi-linear matrix inequality into an LMI. The problem that will be adopted is shown in Problem 6, where we also incorporate the proximal terms to guarantee sufficient decreasing. The $\tilde{K}, \tilde{P}, \tilde{W}$ are the linearization point. The full algorithm is shown in Algorithm 2.

Theorem 3 *Algorithm 2 generates a solution sequence that has at least one limit point, and each limit point is a stationary point of **Problem SPHCD***

PROOF. It is similar to Theorem 2 and is omitted. \square

This subsection provides a similar algorithm to find the controller structure with a convergence guarantee. However, the solution is not optimal and can be improved due to the l_1 relaxation. Because the l_1 regulation penalizes elements with large magnitude, the solution returned tends to unnecessarily have small elements within the nonzero pattern. This deviates from our ultimate goal, which is penalizing the matrix cardinality instead of value. Therefore, we propose to refine our solution by solving a structured controller design problem over the structure obtained in this part.

3.2.2 Refinement of the Sparse Controller Structure

We denote the solution returned by Algorithm 2 as K_{A2}^* , whose elements are set to 0 if the magnitude is less than $1e-4$. Then we propose a so-called *complementary structure identity matrix* I_{Sc} , defined as

$$[I_{Sc}]_{ij} = \begin{cases} 1, & \text{if } [K_{A2}^*]_{ij} = 0 \\ 0, & \text{if } [K_{A2}^*]_{ij} \neq 0 \end{cases} \quad (21)$$

Then we introduce Problem 7 and Problem 8. We aim to solve Problem 7, which is a structured optimal controller

Algorithm 3 Structured H_∞ controller design

- 1: **Output:** K_{A3}^* ;
 - 2: Initialize $k = 0$;
 - 3: Initialize $K_0 = K^*, P_0 = P^*, \gamma_0 = \gamma^*$ as the solution returned by Algorithm 2;
 - 4: **repeat**
 - 5: Solve Problem 8 with $\tilde{K} = K_k, \tilde{P} = P_k, \tilde{\gamma} = \gamma_k$;
 - 6: Assign the solution to $K_{k+1}, P_{k+1}, \gamma_{k+1}$;
 - 7: $k = k + 1$;
 - 8: **until** $\|K_k - K_{k-1}\|_F < \epsilon$ and $\|P_k - P_{k-1}\|_F < \epsilon$ and $\|\gamma_k - \gamma_{k-1}\| < \epsilon$;
 - 9: **return** K_k ;
-

design problem. However, Problem 7 is non-convex and we instead iteratively solve Problem 8. Finally, we show that the solution returned by our algorithm is a stationary point of Problem 7.

Problem 7

$$\left\{ \begin{array}{l} \min_{K, P, \gamma} \gamma \\ \text{s.t. } P \succ 0, \\ K \circ I_{Sc} = 0, \\ \begin{bmatrix} \text{Sym}(P(A + BK)) & PG & (C + DK)^T \\ G^T P & -\gamma I & H^T \\ C + DK & H & -\gamma I \end{bmatrix} \preceq 0. \end{array} \right.$$

Problem 8

$$\left\{ \begin{array}{l} \min_{K, P, \gamma} \gamma + \|K - \tilde{K}\|_F^2 + \|P - \tilde{P}\|_F^2 + \|\gamma - \tilde{\gamma}\|^2 \\ \text{s.t. } K \circ I_{Sc} = 0, \\ (20a), (20b), (20c). \end{array} \right.$$

The full algorithm is shown in Algorithm 3

Theorem 4 *Algorithm 3 generates a solution sequence that has at least one limit point, and each limit point is a stationary point of Problem 7.*

PROOF. It is similar to Theorem 2 and is omitted. \square

4 Simulations

In this section, we provide several numerical simulations to verify our results. Consider the mass-spring system with N masses on a line (Lin et al., 2011). The dynamic system can be described to be $x_1 = [p_1, \dots, p_N]^T$ and $x_2 = \dot{x}_1$, where p_i is the displacement of the i -th mass from its reference point. The state-space model can be modeled as (1) with

$$A = \begin{bmatrix} 0 & I \\ T & 0 \end{bmatrix}, B = \begin{bmatrix} 0 \\ I \end{bmatrix}, G = \begin{bmatrix} 0 \\ I \end{bmatrix},$$

$$C = \begin{bmatrix} I \\ 0 \end{bmatrix}, D = \begin{bmatrix} 0 \\ 2I \end{bmatrix}, H = \begin{bmatrix} 0 \\ 2I \end{bmatrix}.$$

where $T \in \mathbb{R}^{N \times N}$ is a Toeplitz matrix with -2 on its main diagonal, 1 on its first sub- and super-diagonal, and 0 elsewhere. Throughout this section, we assume $N = 20$ and we set $n_x = 40, n_u = 20, n_d = 20, n_z = 60$. For the rest of this section, **Problem DSHGT** and **Problem SPHCD** are considered separately.

4.1 Design of sparse H_∞ controller given a threshold

By solving Problem 1, we obtain the global optimal H_∞ controller $K^* = Y^* X^{*-1}$ and global minimal H_∞ norm $\gamma^* = 2$. We require the H_∞ norm should not be larger than $\gamma = 5$. We run Algorithm 1 with $\epsilon = 1e - 3$ to compute the solution. The solution patterns at several starting iterations are shown in Fig. 1. It is shown that the number of nonzero elements declines rapidly and the optimal solution has 38 nonzero elements. The evolution of $\|K\|_0$ and $\|K\|_1$ are shown in Fig. 2. The monotonic decreasing $\|K\|_1$ matches our theoretical results. However, since $\|K\|_1$ is an approximate of $\|K\|_0$, $\|K\|_0$ is not guaranteed to monotonically decrease. In this paper, we do not prove the H_∞ norm of the final solution equals the performance threshold, but our extensive experiments validate this fact.

4.2 Sparsity-promoting H_∞ controller design

In this part, we illustrate the trade-off between the system performance and the controller sparsity in Fig. 3. When λ is small, we impose a small penalty on the controller density, and thus the controller tends to be dense. When λ increases, we increase the penalty on the density and lead to sparser controllers. It is worth noting that the polishing over the obtained structure can significantly improve the performance. For example, the system performance declines drastically when $\lambda = 0.5$ without polishing. However, by polishing over the obtained pattern, the performance nearly approaches the

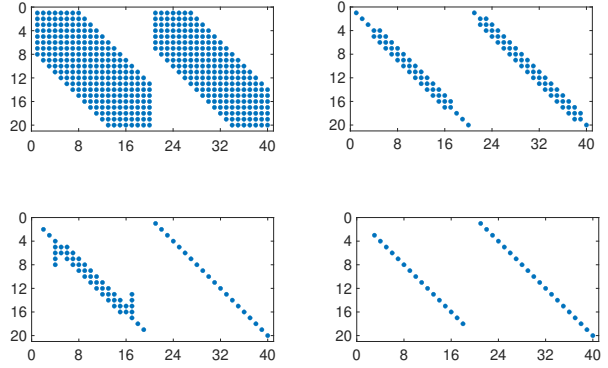


Fig. 1. The sparsity patterns of K_0, K_1, K_2, K_{A1}^* (from left to right, top to bottom). The nonzero elements are labeled using blue dots.

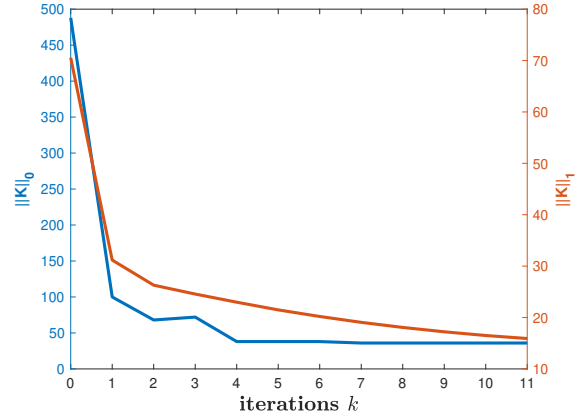


Fig. 2. The evolution of $\|K\|_0$ and $\|K\|_1$.

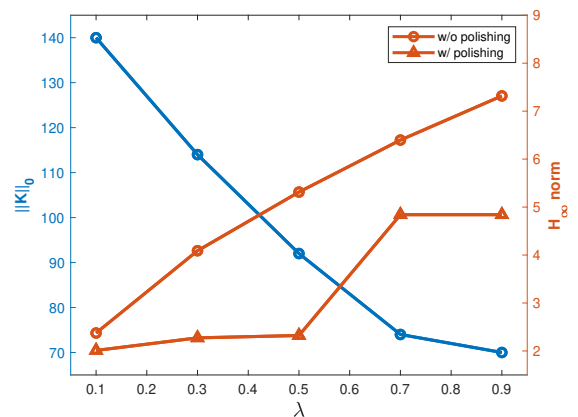


Fig. 3. The relationship between $\|K\|_0$, H_∞ norm without polishing, H_∞ norm with polishing and λ .

global optimal performance $\gamma^* = 2$. In other words, we greatly reduce the communication burden without too much sacrifice of system performance.

5 Conclusion

In this paper, we conducted a comprehensive analysis of the optimal sparse H_∞ controller design, and two typical problems were considered separately. The techniques we used to tackle them are similar. We applied a novel linearization to relax the bi-linear matrix inequality into an LMI and we showed any feasible solution to the relaxed problem was feasible for the original problem, which motivated us to develop an ILMI algorithm to compute the solution. We further characterized the optimality of the original problem using KKT conditions. Moreover, by incorporating proximal terms into the objective function, we showed our algorithm is guaranteed to converge and each limit point is a stationary point of the original problem, which is the highest pursuit in non-convex optimization problems. Finally, the effectiveness of our algorithm was validated via several numerical simulations.

References

- Maryam Babazadeh and Amin Nobakhti. Sparsity promotion in state feedback controller design. *IEEE Transactions on Automatic Control*, 62(8):4066–4072, 2016.
- Myung Cho. Iterative thresholding and projection algorithms and model-based deep neural networks for sparse LQR control design. *IEEE Transactions on Automatic Control*, 2024.
- Neil K Dhingra and Mihailo R Jovanović. A method of multipliers algorithm for sparsity-promoting optimal control. In *Proceedings of the American Control Conference (ACC)*, pages 1942–1947, 2016.
- Neil K Dhingra, Mihailo R Jovanović, and Zhi-Quan Luo. An ADMM algorithm for optimal sensor and actuator selection. In *Proceedings of the IEEE Conference on Decision and Control*, pages 4039–4044, 2014.
- Guang-Ren Duan and Hai-Hua Yu. *LMIs in Control Systems: Analysis, Design and Applications*. CRC press, 2013.
- Makan Fardad and Mihailo R Jovanović. On the design of optimal structured and sparse feedback gains via sequential convex programming. In *Proceedings of the American Control Conference*, pages 2426–2431, 2014.
- Lav Gupta, Raj Jain, and Gabor Vaszkun. Survey of important issues in UAV communication networks. *IEEE Communications Surveys & Tutorials*, 18(2):1123–1152, 2015.
- Tetsuya Iwasaki and Robert E Skelton. All controllers for the general H_∞ control problem: LMI existence conditions and state space formulas. *Automatica*, 30(8):1307–1317, 1994.
- Fu Lin, Makan Fardad, and Mihailo R Jovanovic. Augmented Lagrangian approach to design of structured optimal state feedback gains. *IEEE Transactions on Automatic Control*, 56(12):2923–2929, 2011.
- Fu Lin, Makan Fardad, and Mihailo R Jovanović. Identification of sparse communication graphs in consensus networks. In *Proceedings of the Annual Allerton Conference on Communication, Control, and Computing (Allerton)*, pages 85–89, 2012.
- Fu Lin, Makan Fardad, and Mihailo R Jovanović. Design of optimal sparse feedback gains via the alternating direction method of multipliers. *IEEE Transactions on Automatic Control*, 58(9):2426–2431, 2013.
- Engin Masazade, Makan Fardad, and Pramod K Varshney. Sparsity-promoting extended Kalman filtering for target tracking in wireless sensor networks. *IEEE Signal Processing Letters*, 19(12):845–848, 2012.
- Masaaki Nagahara. *Sparsity Methods for Systems and Control*. now Publishers, 2020.
- Masaaki Nagahara, Daniel E Quevedo, and Dragan Nešić. Maximum hands-off control: a paradigm of control effort minimization. *IEEE Transactions on Automatic Control*, 61(3):735–747, 2015.
- Boris Polyak, Mikhail Khlebnikov, and Pavel Shcherbakov. An LMI approach to structured sparse feedback design in linear control systems. In *Proceedings of the European Control Conference (ECC)*, pages 833–838, 2013.
- Bin Ran and David Boyce. *Modeling Dynamic Transportation Networks: An Intelligent Transportation System Oriented Approach*. Springer Science & Business Media, 2012.
- André Teixeira, Henrik Sandberg, and Karl H Johansson. Networked control systems under cyber attacks with applications to power networks. In *Proceedings of the American Control Conference*, pages 3690–3696, 2010.
- Roberto Verdone, Davide Dardari, Gianluca Mazzini, and Andrea Conti. *Wireless Sensor and Actuator Networks: Technologies, Analysis and Design*. Academic Press, 2010.
- Fei-Yue Wang and Derong Liu. *Networked Control Systems*. Springer, 2008.
- Nachuan Yang, Yuzhe Li, Tongwen Chen, and Ling Shi. Sparsity promoting observer design for wireless sensor-estimator networks. *IEEE Transactions on Automatic Control*, 2024.
- Armin Zare and Mihailo R Jovanović. Optimal sensor selection via proximal optimization algorithms. In *Proceedings of the IEEE Conference on Decision and Control (CDC)*, pages 6514–6518, 2018.
- Armin Zare, Mihailo R Jovanović, and Tryphon T Georgiou. Alternating direction optimization algorithms for covariance completion problems. In *Proceedings of the American Control Conference (ACC)*, pages 515–520, 2015.
- Armin Zare, Hesameddin Mohammadi, Neil K Dhingra, Tryphon T Georgiou, and Mihailo R Jovanović. Proximal algorithms for large-scale statistical modeling and sensor/actuator selection. *IEEE Transactions on Automatic Control*, 65(8):3441–3456, 2019.
- Yuxing Zhong, Nachuan Yang, Lingying Huang, Guodong Shi, and Ling Shi. Sparse sensor selection for distributed systems: An l_1 -relaxation approach. *Automatica*, 165:111670, 2024.