
Deep Linear Probe Generators for Weight Space Learning

Jonathan Kahana, Eliahu Horwitz, Imri Shuval, Yedid Hoshen

School of Computer Science and Engineering

The Hebrew University of Jerusalem, Israel

<https://vision.huji.ac.il/probegen/>

{jonathan.kahana, eliahu.horwitz, yedid.hoshen}@mail.huji.ac.il

Abstract

Weight space learning aims to extract information about a neural network, such as its training dataset or generalization error. Recent approaches learn directly from model weights, but this presents many challenges as weights are high-dimensional and include permutation symmetries between neurons. An alternative approach, *Probing*, represents a model by passing a set of learned inputs (probes) through the model, and training a predictor on top of the corresponding outputs. Although probing is typically not used as a stand alone approach, our preliminary experiment found that a vanilla probing baseline worked surprisingly well. However, we discover that current probe learning strategies are ineffective. We therefore propose Deep Linear **Probe Generators** (ProbeGen), a simple and effective modification to probing approaches. ProbeGen adds a shared generator module with a deep linear architecture, providing an inductive bias towards structured probes thus reducing overfitting. While simple, ProbeGen performs significantly better than the state-of-the-art and is very efficient, requiring between 30 to 1000 times fewer FLOPs than other top approaches.

1 Introduction

The growing importance and popularity of neural networks has led to the development of several model hubs (e.g. HuggingFace, CivitAI), where more than a million models are now publicly available. Treating them as a new data modality presents new opportunities for machine learning. Specifically, as not all neural networks include information about their training, developing methods to automatically learn from weights is becoming important. For instance, given an undocumented model, it is interesting to know its generalization error [38] or its training dataset [10]. While some of these questions could be answered by evaluating the model on many labelled samples, this is often impractical as the data may be unavailable or unknown. Here, we want to answer these questions without access to the models true data distribution and under minimal computational effort.

Learning from weights is essentially similar to the well studied problem of binary code analysis [36], where the goal is to predict the function of an unknown software using its binary code. In both cases, the task is to understand an unknown complex function specified by many parameters. Binary code analysis approaches generally fall into two categories: static and dynamic. Static methods [36] aim to understand a function without running the binary code. Dynamic code analysis [11, 4] runs the code on inputs provided by the user and analyzes its outputs to understand what the code does. Similarly, in weight space learning, there are two main types of methods: mechanistic approaches [38, 26, 41, 25] aim to understand model weights without running the model, while probing approaches [17, 21] represent models by their responses to a set of well selected inputs.

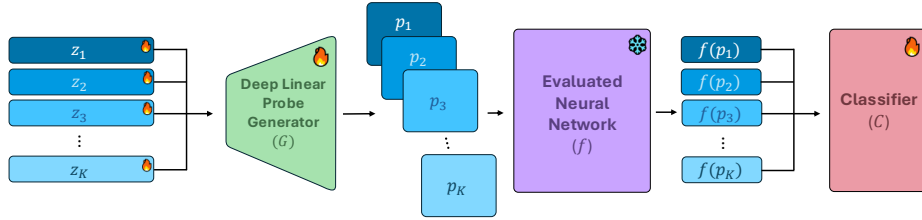


Figure 1: **Overview of Our Method.** We optimize a deep *linear* probe generator to create suitable probes for the model. Meaning, our generator includes no activations between its linear layers, yet the addition of linear layers reinforces a desired structure for the probes. We then gather the models responses over all probes, and train a classifier to predict some attribute of interest about the model.

Despite dynamic methods often performing better for binary code analysis, in the context of weight space learning, probing is still under utilized.

Motivated by the success of dynamic code analysis, in this paper we focus on advancing probing methods for learning from weights. First, we support this intuition by showing that a simple probing baseline, with no bells-and-whistles, achieves comparable or better results than state-of-the-art mechanistic approaches. However, we discover that despite the good performance, current probing methods learn probes that perform comparably to random probes sampled from simple, unlearned statistical distributions. This suggests that current learned probes are suboptimal.

To this end, we propose *Deep Linear Probe Generators* (ProbeGen) as a simple and effective solution. ProbeGen factorizes its probes into two parts, a per-probe latent code and a global probe generator. The generator offers two key benefits: (i) It helps sharing information across multiple probes, and (ii) can implicitly introduce an inductive bias into the probes. For example, in images, hierarchical and convolutional layers create a local structure. Finally, by observing the learned probes we hypothesize they are not necessarily semantic, and owe some of their expression to low-level structures. We then find that the non-linear activation functions, which increase expressivity, actually degrade the learned probes. Our final approach therefore consists of a deep *linear* network [1], with data-dependent biases. Our linear generators produce probes that achieve state-of-the-art performance on common weight space learning tasks.

2 Related Work

A recent line of works have focused on training models to process the weights of diverse model populations (known as Model Zoos, e.g., [33]) to predict undocumented properties of a model. These properties include classifying the training dataset or predicting the generalization error. Mechanistic methods [25, 26, 34, 12, 38] represent models using the mechanics of their inner workings. One approach [7, 34, 32] is to learn standard architectures over raw weights. However, weights exhibit permutation symmetries between neurons [26] which these architectures do not explicitly account for, although some these methods use augmentations [34, 32] to encourage permutation invariance. Another approach [38, 10, 31] maps the weights to a low dimensional embedding by a set of weight statistics, which are completely invariant to permutations, but have limited expressivity as they ignore the inner relations between neurons. Recently, a line of works [26, 41, 42, 21, 25] focus on specially designing permutation equivariant architectures for processing neural networks. A dominant approach uses graph based architectures [21, 25] modeling a neural network as a computational graph, where every neuron is a node. They then train Graph Neural Network (GNN) [14, 20] or Transformer [39, 8] modules, which are equivariant by design, to analyze the computational graph. Most recently, some equivariant approaches [21, 17] also included learned probes. In this work we take a deep look into probing methods, and their failure points.

Another research thrust developed new applications for weight space learning. Some works [16, 2, 27] encode the parameters of neural networks, mainly for generating, modifying or compressing weights matrices. Others [13, 9, 35] use weights for advanced image generation capabilities. More recently, Carlini et al. [6] proposed recovering the exact black-boxed weights of a neural network layer, and Horwitz et al. [18] demonstrated recovering entire pre-trained models when the weights of multiple fine-tuned models of the same Model Tree [19] are available.

3 Background

Definition: Weight Classification. The learner receives as input a set of n models f_1, f_2, \dots, f_n where each has a corresponding label y_1, y_2, \dots, y_n . Each model takes as input some tensor x and outputs $f(x)$, where the output can be a vector of logits, probabilities or other variables. Each model is fully specified by its weights and architecture. The task of the learner is to train a classifier C , that takes as input the model f and predicts its label y .

The Challenge. While a naive solution would be to apply a standard neural architecture directly to the weights, this idea encounters serious setbacks. The dimension of the weight vector is very high, but more fundamentally, the ordering of the neurons in each layer is arbitrary. Hence, different permutations of the neurons result in functionally identical models. Standard architectures such as MLPs and CNNs do not respect such symmetries. One popular approach by Unterthiner et al. [38] computes permutation-invariant statistics for the flattened weights and biases of each layer, then trains a standard classifier on them. These statistics lose much of the information contained in the weights, limiting the potential of this approach. Another direction is learning with equivariant architectures [26, 41] which respect the permutation invariance, e.g., graph neural networks [21, 25]. However, these methods [21] treat each neuron of the model as a token, and scaling them to large architectures is challenging (see Sec. 5.1).

Probing. Probing represents a model by running it on several fixed inputs and noting the responses received on them. The learner can then train a classifier to map the model responses to the label. This approach avoids the issue of weight permutation invariance as both the orders of input dimensions (e.g., image pixels) and output dimensions (e.g., class logits) are consistent across models.

Assuming that we want to predict an attribute y of a network f , probing methods [17, 21] optimize a set of k probes (p_1, \dots, p_k) , and feed them into the network. They then train a classifier C on the concatenation of the outputs. The prediction \hat{y} is:

$$\hat{y} = C(f(p_1), f(p_2), \dots, f(p_k)) \tag{1}$$

Probing methods learn the parameters of each probe p directly by latent optimization [5]. Each probe provides some information about the model attributes, and learning diverse and discriminative probes is key for obtaining a useful representation. The classifier C leverages information from all probes, and is typically trained by cross-entropy for classification and mean squared error for regression.

4 Weight Space Learning with Deep Linear Probe Generators

Our initial hypothesis is that probing methods, when done right, hold significant potential. Much like binary code files, neural networks are unknown and highly complex functions. Drawing inspiration from binary code analysis, where dynamic approaches [11, 4] are more common than static ones [36], we believe that running neural networks, i.e., probing, is a promising approach for weight space learning. We begin with 2 preliminary experiments to test the quality and potential of probing approaches.

4.1 A Simple Probing Baseline

As we believe probing should be an effective way of analyzing neural networks, we begin by testing its raw capabilities. We take a vanilla probing approach, without any enhancements or modifications, that optimizes all probes p_1, p_2, \dots, p_k with latent optimization (i.e., optimizing their values directly) and uses a simple MLP classifier for C . We compare this vanilla probing to its top competitors. First, a graph based approach (Neural Graphs) [21] which treats each neuron of the network as a node and operates a transformer on the resulting computational graph. Second, weight statistics (StatNN) [38] which extracts simple statistics from the flattened weights and biases of a network and trains a simple predictor over them. We test all approaches on 4 popular benchmarks. For dataset classification, we measure the accuracy for MNIST [23] INRs digit prediction and Fashion-MNIST [40] INRs class prediction, both provided by Navon et al. [26]. For generalization error prediction, we measure the Kendall’s τ for CIFAR10-GS [38] and CIFAR10-Wild-Park [21]. The results are presented in Tab. 1. It is clear that (i) with enough probes, vanilla probing is able to

Table 1: *Simple Probing vs. Other Approaches.* We compare a simple probing approach to previous graph based and mechanistic approaches. We average the results over 5 different seeds. For probing, we experiment with different numbers of probes (in brackets).

Method	Accuracy		Kendall’s τ (\uparrow)	
	MNIST	FMNIST	CIFAR10-GS	CIFAR10 Wild Park
StatNN (0)	0.398 \pm 0.001	0.418 \pm 0.002	0.914 \pm 0.000	0.719 \pm 0.010
Neural Graphs (0)	0.923 \pm 0.003	0.727 \pm 0.006	0.935 \pm 0.000	0.817 \pm 0.007
Neural Graphs (64)	0.967 \pm 0.002	0.736 \pm 0.012	0.938 \pm 0.001	0.888 \pm 0.009
Neural Graphs (128)	0.976 \pm 0.001	0.745 \pm 0.008	0.938 \pm 0.000	0.885 \pm 0.005
Vanilla Probing (64)	0.873 \pm 0.026	0.784 \pm 0.017	0.933 \pm 0.001	0.885 \pm 0.008
Vanilla Probing (128)	0.955 \pm 0.005	0.808 \pm 0.006	0.936 \pm 0.001	0.889 \pm 0.008




Figure 2: *A Few Examples from the Dead Leaves Dataset.* We show these images are synthetic and highly dissimilar to real images.

perform better than a graph based approach that does not use probing. (ii) Graph based approaches become comparable to vanilla probing only when incorporating probing features. This shows the promise of probing methods. Additionally, in Sec. 5.1 we demonstrate that probing also requires much less computational resources than graph based methods.

4.2 Learned vs. Unlearned Probes

Having shown the merit in probing approaches, it is interesting to understand the quality of the probes themselves. To do so, we replace the learned probes by a set of unlearned inputs, training only the classifier C . We assume no knowledge about the training data, by testing random synthetic data probes. We fix the number of probes k in all cases. In the MNIST and FMNIST INRs tasks, we choose points from a uniform distribution between $[[−1, 1], [−1, 1]]$. In the CIFAR10 cases, we select k random synthetic images from the Dead Leaves [3, 24] dataset. As seen in Fig. 2, these images are synthetic, unlearned and highly dissimilar to real images. We choose these images as they include some structure yet are still far from being realistic. The results are presented in Tab. 2. It is clear that random probes are comparable to learned ones. We conclude that current probing techniques find suboptimal probes. To understand why these learned probes perform worse, we first observe them in Fig. 3a. The probes show low-level, almost adversarial patterns, which can be highly expressive [15]. We therefore hypothesize vanilla probing tends to overfit. In Sec. 5.2 we demonstrate that our final method indeed overfits less than vanilla probing, and that more expressive methods hurt performance in these tasks.

4.3 Deep Linear Probe Generators

We propose Deep Linear **Probe Generators** (ProbeGen) for learning better probes. ProbeGen optimizes a deep generator module limited to linear expressivity, that shares information between the different probes. It then observes the responses from all probes, and trains an MLP classifier on them. While simple, in Sec. 5.1 we show it greatly enhances probing methods, and also outperforms other approaches by a large margin.

Shared Deep Generator. Learning the probes through latent optimization prevents them from sharing useful patterns, as they do not have any shared parameters. A straightforward way for overcoming this is by factorizing each probe p_i into two parts: (i) a latent code z_i learned using latent optimization and (ii) a deep generator network G that all probes share. Formally,

$$p_i = G(z_i) \tag{2}$$

Table 2: *Learned vs. Out of Distribution Probes*. Comparison learned probes and probes from randomly selected data. We average the results over 5 different seeds.

# Probes	Method	Accuracy		Kendall’s τ (\uparrow)	
		MNIST	FMNIST	CIFAR10-GS	CIFAR10 Wild Park
64	Learned Probes	0.873 \pm 0.026	0.784 \pm 0.017	0.933 \pm 0.001	0.885 \pm 0.008
	Synthetic Probes	0.899 \pm 0.022	0.832 \pm 0.010	0.918 \pm 0.001	0.882 \pm 0.007
128	Learned Probes	0.955 \pm 0.005	0.808 \pm 0.006	0.936 \pm 0.001	0.889 \pm 0.008
	Synthetic Probes	0.959 \pm 0.006	0.856 \pm 0.007	0.917 \pm 0.001	0.893 \pm 0.014




Figure 3: *Learned Probes*. Optimized probes by (a) Latent Optimization and (b) ProbeGen for the CIFAR10 Wild Park benchmark. Runs are identical (including seed), except the generator module.

where the latent code z_i can have either a higher or a lower dimension than p_i . This factorization introduces a dependence between the probes as they all share G . It also reduces their expressivity, as G may not be able to express all possible outputs.

Deep Linear Networks. Non-linear activations such as ReLU are the engine that makes deep networks very expressive. However, in this case, we would like to add regularization (see Sec. 4.2) rather than increasing expressivity. We therefore remove the activations from our generator, keeping only stacked linear layers. Work by Arora et al. [1] showed that when using SGD, deep linear networks have an implicit regularization effect. We therefore use deep linear networks in our approach, i.e., stacked linear layers but without the non-linear activations between them. In Sec. 5.2, we show that removing the activations reduces overfitting and therefore also enhances performance.

Data-Specific Inductive Bias. In the case that our target model f takes structured inputs such as images, we hypothesize that presenting probes from a similar distribution will achieve higher accuracy and reduce overfitting. As we do not know the data distribution, we cannot learn an accurate generative model for it. Still, we can introduce data-specific inductive biases into the generator. E.g., we present a generator for images, where we simply stack 2D convolutional layers, similarly to DCGAN [28]. While this does not guarantee natural image statistics, it encourages some local structure and multi-scale hierarchy, which are some of the most important image characteristics.

5 Experiments

Our evaluation follows the standard protocol for weight space learning. We evaluate on two tasks: training dataset classification and generalization error prediction.

Baselines. We compare our method, ProbeGen, with StatNN [38] and Neural Graphs [21]. StatNN computes 7 statistics for the weights and biases of each layer, concatenates them and trains a gradient boosted tree method on this representation. Neural Graphs treat neural networks as computational graphs, where each bias is a node and the weights are the matching edges between these nodes. This method then trains a transformer on the created graph, so the attention score between a pair of neurons depends on the weight that connects them.

Table 3: **Results for Small Scale Benchmarks.** Comparison of ProbeGen, to graph based, mechanistic approaches and latent optimized probes. We average the results over 5 different seeds.

# Probes	Method	Accuracy		Kendall’s τ (\uparrow)	
		MNIST	FMNIST	CIFAR10-GS	CIFAR10 Wild Park
0	StatNN	0.398 \pm 0.001	0.418 \pm 0.002	0.914 \pm 0.000	0.719 \pm 0.010
	Neural Graphs	0.923 \pm 0.003	0.727 \pm 0.006	0.935 \pm 0.000	0.817 \pm 0.007
64	Neural Graphs	0.967 \pm 0.002	0.736 \pm 0.012	0.938 \pm 0.001	0.888 \pm 0.009
	Vanilla Probing	0.873 \pm 0.026	0.784 \pm 0.017	0.933 \pm 0.001	0.885 \pm 0.008
	ProbeGen	0.980 \pm 0.001	0.861 \pm 0.004	0.956 \pm 0.000	0.933 \pm 0.005
128	Neural Graphs	0.976 \pm 0.001	0.745 \pm 0.008	0.938 \pm 0.000	0.885 \pm 0.005
	Vanilla Probing	0.955 \pm 0.005	0.808 \pm 0.006	0.936 \pm 0.001	0.889 \pm 0.008
	ProbeGen	0.984 \pm 0.001	0.877 \pm 0.003	0.957 \pm 0.001	0.932 \pm 0.006

Datasets. We evaluate on 4 established datasets. For training data prediction we choose the MNIST and FMNIST implicit neural representation (INR) benchmarks [26]. Both datasets were formed by training an INR [37] model for each image of the original dataset. The goal is predicting the class of an image given its INR network. For generalization error prediction, we used the CIFAR10-GS [38] and CIFAR10 Wild Park tasks [21]. These datasets consists of thousands of small CNN models (3 – 5 layers), each trained separately on CIFAR10 [22]. We use accuracy for weight classification and Kendall’s τ for regression.

5.1 Main Results

Accuracy. Tab. 3 summarizes the results on the standard benchmarks. On INR dataset prediction tasks, ProbeGen outperforms all benchmarks significantly, even when the baselines use the same number of probes. E.g., in the FMNIST class prediction task, ProbeGen improves vanilla probing by at least 6%, and outperforms all other approaches by more than 12%, reaching an accuracy of 87.7%. ProbeGen also outperforms the baselines on predicting the generalization error of CNNs. While vanilla probing performs similarly to graph approaches on CIFAR10-GS, ProbeGen achieves the highest result, and is able to improve the quality of the probes. On CIFAR10 Wild Park ProbeGen also outperforms all previous approaches significantly, improving Kendall’s τ from 0.889 to 0.933.

Computational Cost. We compare the computational cost of our method to the baseline in terms of floating point operations (FLOPs). We show the results for MNIST INRs and CIFAR10-GS datasets, having 128 probes and a batch size of 64 for both approaches in Tab. 4. We see that probing is a much more efficient approach, requiring between 1.5 – 3 orders of magnitude fewer FLOPs.

Table 4: **FLOPs Comparison.** Tested with 128 probes and a batch size of 64.

Method	Billion FLOPs (\downarrow)	
	MNIST	CIFAR10-GS
Neural Graphs	63.40	94.56
ProbeGen	0.02	3.41

5.2 Ablation Studies

Linear Generators. By observing Fig. 3, in Sec. 4.3 we hypothesized that removing the activations between the linear layers of the generator will reduce its overfitting. We therefore compare the results with and without non-linear activations. Indeed, as seen in Fig. 4, using non-linear activations results in a higher generalization gap, i.e., more overfitting. The amount of overfitting is even worse when not using a generator at all. In Fig. 5 we see that these activations also harm the model’s performance, suggesting they lead to probes with reduced generalization abilities.

Structure of Probes. First, we show several probes optimized via latent optimization and the same ones when optimized by ProbeGen (see Fig. 3). Although both not interpretable by humans, it is clear that ProbeGen probes have much more structure than latent-optimized ones. In Fig. 4 we demonstrate this has a regularizing effect, as ProbeGen significantly reduces the generalization gap compared to vanilla probing.

Table 5: *Number of Probes*. We compare ProbeGen to vanilla probing with different numbers of learned probes. For FMNIST we report accuracy, and for CIFAR10 Wild Park the Kendall’s τ . We average over 5 different seeds.

# Probes	FMNIST (\uparrow)		CIFAR10 Wild Park (\uparrow)	
	Vanilla	ProbeGen	Vanilla	ProbeGen
16	0.686 \pm 0.043	0.805 \pm 0.006	0.882 \pm 0.010	0.926 \pm 0.007
32	0.764 \pm 0.013	0.844 \pm 0.006	0.884 \pm 0.008	0.930 \pm 0.005
64	0.784 \pm 0.017	0.861 \pm 0.004	0.885 \pm 0.008	0.933 \pm 0.005
128	0.808 \pm 0.006	0.877 \pm 0.003	0.889 \pm 0.008	0.932 \pm 0.006

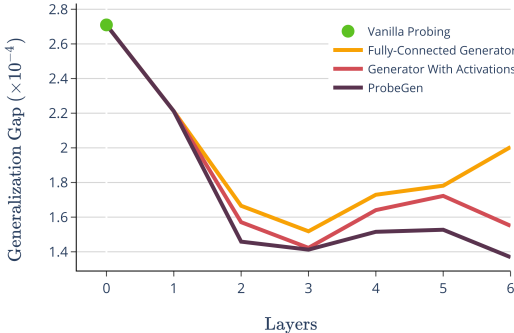


Figure 4: *Overfitting for Different Generators*. We compare ProbeGen to linear generators with fully connected layers, and non-linear convolutional generators. Overfit is measured by the generalization gap of each method. Results are averaged over 5 seeds.

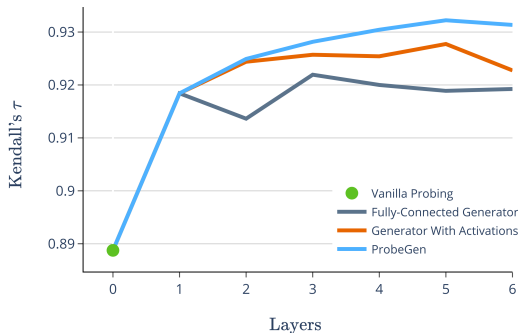


Figure 5: *Ablation Studies*. We compare the performance of ProbeGen, linear generators with fully connected layers, and non-linear convolutional generators, for varying numbers of layers. With less than 2, all versions are equivalent to ProbeGen. We average over 5 seeds.

Additionally, we also test the contribution of the local inductive bias. By replacing the convolutional layers in our generator to fully-connected ones, we completely remove this bias from the generator. Comparing the fully connected generator to our original ProbeGen helps isolate the effect of the local bias, as: (i) Both versions are linear, meaning the fully-connected model is less restricted, and (ii) the size of the feature maps is kept similar throughout the generation process in both versions. Therefore, the primary difference is the inductive bias introduced by the convolutional layers. We compare the results in Fig. 5 for different numbers of layers. Indeed, we see the generators inductive bias is important, as ProbeGen consistently outperforms the fully connected version.

Number of Probes. We compare ProbeGen to vanilla probing for differing numbers of probes. The results in Tab. 5, show that ProbeGen significantly improves over vanilla probing, even when using only a fraction of the number of probes. In the FMNIST case, ProbeGen with 32 probes already surpasses vanilla probing with 128 probes by almost 4% accuracy. In the CIFAR10 case 16 ProbeGen probes are already significantly better than 128 latent optimized ones.

Representation Interpretability. ProbeGen represents each model as an ordered list of output values based on carefully chosen probes. These representations often have semantic meanings as the output space of the model (here, image pixels or logits) are semantic by design. For the MNIST INRs dataset, we visualize the inputs and outputs together, showing the partial image created by the probes. Fig. 6 displays several representations for a few randomly selected images, comparing ProbeGen with vanilla probing. Vanilla probing chooses locations scattered around the image, including pixels far out of the image, where the behaviour of the INR is unexpected. ProbeGen on the other hand, chooses object centric locations, as suitable for this task. Indeed, one can easily identify the digits in the images despite only observing less than 20% of their pixels, hinting that this probe selection simplifies the task for the classifier module.




Figure 6: **MNIST Representations Extracted by ProbeGen vs. Vanilla Probing.** We place the INR prediction in the probe locations. Other pixels are in gray.

In Fig. 7 we visualize the representation (i.e., logits) of ProbeGen when trained on the CIFAR10 Wild Park dataset. We can see that the values become more uniform as the accuracy of the models decreases, and sharper as it increases. This suggests that ProbeGen uses some form of prediction entropy in its classifier. We further test this hypothesis by training a classifier that only takes the entropy of each probe as its features. We find that while not as effective as ProbeGen, this classifier is still able to achieve a Kendall’s τ of 0.877. Hence, even when taken alone, prediction entropy is in fact highly discriminative for this task.

6 Discussion

Black-box settings. In this paper we showed the potential of probing methods for learning from models. A side benefit of probing compared to other approaches, is that it is suitable for inference on black-box models without any further adjustments. As probing only observes the responses received from its learned probes, at inference time these could be simply inserted to the black-box model by its API, then making a prediction based on the outputs.

Other modalities. ProbeGen incorporated inductive biases into the probe generator module. We tested it on images, showing its potential when having the right inductive bias for the task. We believe that other modalities could require other structural biases for the probes. E.g., in audio, a consistency term would probably be helpful to simulate realistic recordings, and textual data may even require some pre-training for linguistic priors of the probes. This is left for future work.

Adaptive probing. One interesting future direction for improving probing is being able to adaptively choose the probes used to test each model. Probing models can then learn a policy for this adaptive selection, which would potentially improve accuracy for a given certain probe budget. An early work by Herrmann et al. [17] showed this could be effective for sequential models.

7 Limitations

Output space structure. While we demonstrated probing is a powerful tool for learning from neural networks, it requires the input and output dimensions to retain the same meaning across models. There are important cases that do not satisfy this requirement, e.g., a repository of classification models with different classes in each model. Here, the output space for each varies and even if models share the same classes their order may still differ. Extending probing method to deal with the above cases is an important direction for future work.

Weight generative tasks. Probing only looks at the input and output layers of each mode. Therefore, it cannot be used to give layer or weight level predictions. That means that it is not suitable for weight generation tasks, such as editing or creating new neural networks.

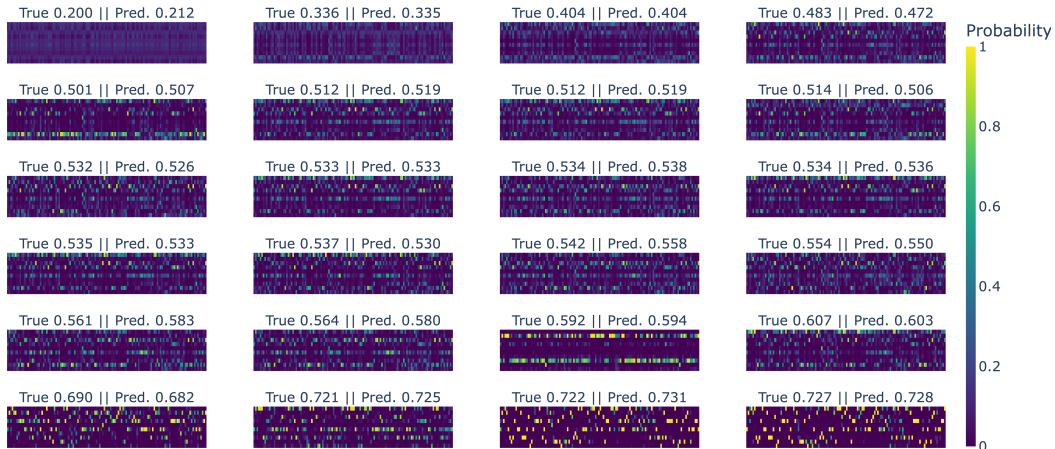


Figure 7: **CIFAR10 Wild Park Representations Extracted by ProbeGen’s Learned Probes.** Each representation includes the 10 predicted probabilities (rows) given ProbeGen’s 128 probes (columns), and above it are its true and predicted accuracies. Samples are sorted by true accuracy.

Scalability. In Sec. 5.1 we showed probing is much more computationally efficient than previous graph based approaches. Still, it requires forwarding the entire model a few times and computing the gradients through the model, with multiple models in each batch. This means that in order to infer about a model using probing, one would need computational resources equivalent to training such a model. This would require a non-trivial solution for learning from larger models, e.g. CLIP [29] or Stable Diffusion [30], under a limited compute budget.

8 Conclusions

This paper championed probing methods for weight space learning and improved them to achieve better than state-of-the-art performance. We first showed that a vanilla probing approach, based on latent optimization, outperforms previous methods. However, we found that the learned probes are no better than randomly sampled synthetic data. To learn better probes, we proposed deep linear generator networks that significantly reduce overfitting through a combination of implicit regularization and data-specific inductive bias. Beside consistently achieving the highest performance, often by a large margin, our method requires 30 to 1000 fewer FLOPs than other top methods.

References

- [1] Sanjeev Arora, Nadav Cohen, Wei Hu, and Yuping Luo. Implicit regularization in deep matrix factorization. *Advances in Neural Information Processing Systems*, 32, 2019. 2, 5
- [2] Maor Ashkenazi, Zohar Rimon, Ron Vainshtein, Shir Levi, Elad Richardson, Pinchas Mintz, and Eran Treister. Nern-learning neural representations for neural networks. *arXiv preprint arXiv:2212.13554*, 2022. 2
- [3] Manel Baradad Jurjo, Jonas Wulff, Tongzhou Wang, Phillip Isola, and Antonio Torralba. Learning to see by looking at noise. *Advances in Neural Information Processing Systems*, 34:2556–2569, 2021. 4
- [4] Ulrich Bayer, Andreas Moser, Christopher Kruegel, and Engin Kirda. Dynamic analysis of malicious code. *Journal in Computer Virology*, 2:67–77, 2006. 1, 3
- [5] Piotr Bojanowski, Armand Joulin, David Lopez-Paz, and Arthur Szlam. Optimizing the latent space of generative networks. *arXiv preprint arXiv:1707.05776*, 2017. 3
- [6] Nicholas Carlini, Daniel Paleka, Krishnamurthy Dj Dvijotham, Thomas Steinke, Jonathan Hayase, A Feder Cooper, Katherine Lee, Matthew Jagielski, Milad Nasr, Arthur Conmy, et al. Stealing part of a production language model. *arXiv preprint arXiv:2403.06634*, 2024. 2
- [7] Luca De Luigi, Adriano Cardace, Riccardo Spezialetti, Pierluigi Zama Ramirez, Samuele Salti, and Luigi Di Stefano. Deep learning on implicit neural representations of shapes. *arXiv preprint arXiv:2302.05438*, 2023. 2
- [8] Cameron Diao and Ricky Loynd. Relational attention: Generalizing transformers for graph-structured tasks. *arXiv preprint arXiv:2210.05062*, 2022. 2
- [9] Amil Dravid, Yossi Gandelsman, Kuan-Chieh Wang, Rameen Abdal, Gordon Wetzstein, Alexei A Efros, and Kfir Aberman. Interpreting the weight space of customized diffusion models. *arXiv preprint arXiv:2406.09413*, 2024. 2
- [10] Emilien Dupont, Hyunjik Kim, SM Eslami, Danilo Rezende, and Dan Rosenbaum. From data to functa: Your data point is a function and you can treat it like one. *arXiv preprint arXiv:2201.12204*, 2022. 1, 2
- [11] Manuel Egele, Theodoor Scholte, Engin Kirda, and Christopher Kruegel. A survey on automated dynamic malware-analysis techniques and tools. *ACM computing surveys (CSUR)*, 44(2):1–42, 2008. 1, 3
- [12] Gabriel Eilertsen, Daniel Jönsson, Timo Ropinski, Jonas Unger, and Anders Ynnerman. Classifying the classifier: dissecting the weight space of neural networks. In *ECAI 2020*, pp. 1119–1126. IOS Press, 2020. 2
- [13] Ziya Erkoç, Fangchang Ma, Qi Shan, Matthias Nießner, and Angela Dai. Hyperdiffusion: Generating implicit neural fields with weight-space diffusion. In *Proceedings of the IEEE/CVF international conference on computer vision*, pp. 14300–14310, 2023. 2
- [14] Justin Gilmer, Samuel S Schoenholz, Patrick F Riley, Oriol Vinyals, and George E Dahl. Neural message passing for quantum chemistry. In *International conference on machine learning*, pp. 1263–1272. PMLR, 2017. 2
- [15] Ian J Goodfellow, Jonathon Shlens, and Christian Szegedy. Explaining and harnessing adversarial examples. *arXiv preprint arXiv:1412.6572*, 2014. 4
- [16] David Ha, Andrew Dai, and Quoc V Le. Hypernetworks. *arXiv preprint arXiv:1609.09106*, 2016. 2
- [17] Vincent Herrmann, Francesco Faccio, and Jürgen Schmidhuber. Learning useful representations of recurrent neural network weight matrices. *arXiv preprint arXiv:2403.11998*, 2024. 1, 2, 3, 8

- [18] Eliahu Horwitz, Jonathan Kahana, and Yedid Hoshen. Recovering the pre-fine-tuning weights of generative models. In *ICML*, 2024. URL <https://openreview.net/forum?id=761UxjOTHB>. 2
- [19] Eliahu Horwitz, Asaf Shul, and Yedid Hoshen. On the origin of llamas: Model tree heritage recovery. *arXiv preprint arXiv:2405.18432*, 2024. 2
- [20] Thomas N Kipf and Max Welling. Semi-supervised classification with graph convolutional networks. *arXiv preprint arXiv:1609.02907*, 2016. 2
- [21] Miltiadis Kofinas, Boris Knyazev, Yan Zhang, Yunlu Chen, Gertjan J Burghouts, Efstratios Gavves, Cees GM Snoek, and David W Zhang. Graph neural networks for learning equivariant representations of neural networks. *arXiv preprint arXiv:2403.12143*, 2024. 1, 2, 3, 5, 6
- [22] Alex Krizhevsky, Geoffrey Hinton, et al. Learning multiple layers of features from tiny images. 2009. 6
- [23] Yann LeCun, Léon Bottou, Yoshua Bengio, and Patrick Haffner. Gradient-based learning applied to document recognition. *Proceedings of the IEEE*, 86(11):2278–2324, 1998. 3
- [24] Ann B Lee, David Mumford, and Jinggang Huang. Occlusion models for natural images: A statistical study of a scale-invariant dead leaves model. *International Journal of Computer Vision*, 41:35–59, 2001. 4
- [25] Derek Lim, Haggai Maron, Marc T Law, Jonathan Lorraine, and James Lucas. Graph metanetworks for processing diverse neural architectures. *arXiv preprint arXiv:2312.04501*, 2023. 1, 2, 3
- [26] Aviv Navon, Aviv Shamsian, Idan Achituve, Ethan Fetaya, Gal Chechik, and Haggai Maron. Equivariant architectures for learning in deep weight spaces. In *International Conference on Machine Learning*, pp. 25790–25816. PMLR, 2023. 1, 2, 3, 6
- [27] William Peebles, Ilija Radosavovic, Tim Brooks, Alexei A Efros, and Jitendra Malik. Learning to learn with generative models of neural network checkpoints. *arXiv preprint arXiv:2209.12892*, 2022. 2
- [28] Alec Radford, Luke Metz, and Soumith Chintala. Unsupervised representation learning with deep convolutional generative adversarial networks. arxiv 2015. *arXiv preprint arXiv:1511.06434*, 2015. 5
- [29] Alec Radford, Jong Wook Kim, Chris Hallacy, Aditya Ramesh, Gabriel Goh, Sandhini Agarwal, Girish Sastry, Amanda Askell, Pamela Mishkin, Jack Clark, et al. Learning transferable visual models from natural language supervision. In *International conference on machine learning*, pp. 8748–8763. PMLR, 2021. 9
- [30] Robin Rombach, Andreas Blattmann, Dominik Lorenz, Patrick Esser, and Björn Ommer. High-resolution image synthesis with latent diffusion models. In *Proceedings of the IEEE/CVF conference on computer vision and pattern recognition*, pp. 10684–10695, 2022. 9
- [31] Mohammad Salama, Jonathan Kahana, Eliahu Horwitz, and Yedid Hoshen. Dataset size recovery from lora weights. *arXiv preprint arXiv:2406.19395*, 2024. 2
- [32] Konstantin Schürholt, Dimche Kostadinov, and Damian Borth. Self-supervised representation learning on neural network weights for model characteristic prediction. *Advances in Neural Information Processing Systems*, 34:16481–16493, 2021. 2
- [33] Konstantin Schürholt, Diyar Taskiran, Boris Knyazev, Xavier Giró-i Nieto, and Damian Borth. Model zoos: A dataset of diverse populations of neural network models. *Advances in Neural Information Processing Systems*, 35:38134–38148, 2022. 2
- [34] Konstantin Schürholt, Michael W Mahoney, and Damian Borth. Towards scalable and versatile weight space learning. *arXiv preprint arXiv:2406.09997*, 2024. 2

- [35] Viraj Shah, Nataniel Ruiz, Forrester Cole, Erika Lu, Svetlana Lazebnik, Yuanzhen Li, and Varun Jampani. Ziplora: Any subject in any style by effectively merging loras. *arXiv preprint arXiv:2311.13600*, 2023. 2
- [36] Yan Shoshitaishvili, Ruoyu Wang, Christopher Salls, Nick Stephens, Mario Polino, Andrew Dutcher, John Grosen, Siji Feng, Christophe Hauser, Christopher Kruegel, et al. Sok:(state of) the art of war: Offensive techniques in binary analysis. In *2016 IEEE symposium on security and privacy (SP)*, pp. 138–157. IEEE, 2016. 1, 3
- [37] Vincent Sitzmann, Julien Martel, Alexander Bergman, David Lindell, and Gordon Wetzstein. Implicit neural representations with periodic activation functions. *Advances in neural information processing systems*, 33:7462–7473, 2020. 6
- [38] Thomas Unterthiner, Daniel Keysers, Sylvain Gelly, Olivier Bousquet, and Ilya Tolstikhin. Predicting neural network accuracy from weights. *arXiv preprint arXiv:2002.11448*, 2020. 1, 2, 3, 5, 6, 13
- [39] A Vaswani. Attention is all you need. *Advances in Neural Information Processing Systems*, 2017. 2
- [40] Han Xiao, Kashif Rasul, and Roland Vollgraf. Fashion-mnist: a novel image dataset for benchmarking machine learning algorithms. *arXiv preprint arXiv:1708.07747*, 2017. 3
- [41] Allan Zhou, Kaien Yang, Kaylee Burns, Adriano Cardace, Yiding Jiang, Samuel Sokota, J Zico Kolter, and Chelsea Finn. Permutation equivariant neural functionals. *Advances in neural information processing systems*, 36, 2024. 1, 2, 3
- [42] Allan Zhou, Kaien Yang, Yiding Jiang, Kaylee Burns, Winnie Xu, Samuel Sokota, J Zico Kolter, and Chelsea Finn. Neural functional transformers. *Advances in neural information processing systems*, 36, 2024. 2




Figure 8: *Learned Queries by Deep Linear Generators.* Queries learned by deep linear generators and vanilla probing, for the CIFAR10 Wild Park dataset.

A Implementation Details

Generator Architectur. For image generation, we use a transposed convolution based generator. With each layer, the feature maps spatial sizes doubles in each axis (and 4 times overall), while the number of neurons (channels) decrease by half. We choose a generator width multiplier of 16, i.e., our generators last layer has 16 input channels, and the channels multiply by 2 with each previous layer. Our image generators has 6 transposed convolutional operators for experiments on the CIFAR10-GS case, and 5 for experiments on the CIFAR10 Wild Park dataset.

For our INR coordinates generators we use Fully-connected layers, with a hidden size of 32. These generators use 2 fully-connected layers for both FMNIST INRs and MNIST INRs.

Hyper-parameters. We use a learning rate of $3 \cdot 10^{-4}$ and a batch size of 32 in all our experiments. Our MLP classifier C , uses 6 layers with a hidden size of 256. The latent vectors of each probe are of size 32. Except for the CIFAR10-GS [38] dataset, we train all probing algorithms for 30 epochs. Due to CIFAR10-GS relatively small size, experiments on that dataset were trained for 150 epochs.

Fully-Connected Image Generators. We find that optimizing fully connected generators with the exact same dimensions as ProbeGen leads to sever overfitting. Therefore, instead of having $C \times H \times W$ hidden dimensions (where H and W are the spatial sizes created by the convolutions) in each layer, we choose $3 \times H \times W$ which empirically worked much better.

B Queries of Different Probing Approaches

We qualitatively compare the learned queries by different probing algorithms. We visualize the same random subset of the queries from each algorithm, learned for the CIFAR10 Wild Park dataset.

In Fig. 8, we provide queries learned by our ProbeGen using different numbers of layers. We see the queries gradually develop structure as the number of layers increases. This goes in line with our hypothesis from Sec. 4.3.

Next, we provide a visualization of the queries of ProbeGen with activations between its linear layers. These queries are provided in Fig. 9. We see a more repetitive structure in these queries than




Figure 9: *Learned Queries by Non-Linear Generators*. Queries learned by non-linear generators for the CIFAR10 Wild Park dataset.

in the standard ProbeGen, indicating the information may reside to more local patterns, which are not necessarily object centric as CIFAR10 tends to be.

Finally, we observe the queries from a fully-connected generator. Presented in Fig. 10, these queries show very little structure even when the generator have 5 layers. The structure is of local patterns, as there are no convolutions to present a hierarchical order. This shows the convolutional operators indeed enforce the desired structure on its queries.



Figure 10: *Learned Queries by Fully-Connected Linear Generators*. Queries learned by fully-connected linear generators for the CIFAR10 Wild Park dataset.