

ENHANCING INFANT CRYING DETECTION WITH GRADIENT BOOSTING FOR IMPROVED EMOTIONAL AND MENTAL HEALTH DIAGNOSTICS

*Kyunghun Lee** *Lauren M. Henry** *Eleanor Hansen** *Elizabeth Tandilashvili**
Lauren S. Wakschlag[‡] *Elizabeth Norton[‡]* *Daniel S. Pine[§]* *Melissa A. Brotman**
Francisco Pereira[†]

*Neuroscience and Novel Therapeutics Unit, National Institute of Mental Health

[‡]Department of Medical Social Sciences, Northwestern University

[§]Section on Development and Affective Neuroscience Unit, National Institute of Mental Health

[†]Machine Learning Core, National Institute of Mental Health

ABSTRACT

Infant crying can serve as a crucial indicator of various physiological and emotional states. This paper introduces a comprehensive approach for detecting infant cries within audio data. We integrate Meta’s Wav2Vec with traditional audio features, such as Mel-frequency cepstral coefficients (MFCCs), chroma, and spectral contrast, employing Gradient Boosting Machines (GBM) for cry classification. We validate our approach on a real-world dataset, demonstrating significant performance improvements over existing methods.

Index Terms— Infant crying detection, Gradient Boosting Machines, GBM, wav2vec, machine learning

1. INTRODUCTION

Infant crying is a primary, evolutionarily conserved method of communication that signals needs and discomforts. Persistent crying can indicate distress in the infant and also cause stress in the caregiver. These negative emotions can adversely affect the caregiver’s mental health and well-being, which in turn influences infant development and caregiver-infant dynamics. Recognizing these effects is crucial for conducting emotional research on both parents and children and for developing effective intervention strategies (e.g., see [1, 2]).

Traditionally, annotating datasets for research involves manually identifying crying events in audio data collected through continuous monitoring. The sheer volume of data makes manual annotation by researchers extremely time-consuming. Relying on parents to log crying times can introduce errors, as objective digital recordings often reveal that actual crying times are lower than parent-reported estimates, highlighting the limitations of subjective annotation (e.g., see [3]).

In many cases, naturalistic cry datasets must be hand-annotated to be useful for scientific research. The large volume of data obtained through naturalistic collection often

makes manual annotation infeasible. Automated annotation using machine learning offers a viable solution. By employing advanced algorithms, we can automate the detection and classification of crying events, significantly reducing human effort involved and enhancing the scalability of data analysis processes. This automation is crucial not only for operational efficiency but also for ensuring the accuracy and consistency of annotations, which are vital for subsequent analyses. Accurate annotations enable researchers to reliably quantify crying episodes and correlate them with clinical outcomes, providing deeper insights into infant health and caregiver-infant dynamics.

Our contribution is a novel approach that combines traditional and deep learning techniques to detect infant cries from audio recordings obtained from wearable devices. This approach significantly improves the accuracy and AUC metrics of existing methods, thereby setting a new standard for automated crying detection.

2. RELATED WORK

Recent advancements in infant cry signal analysis have employed a combination of traditional machine learning classifiers and modern neural network techniques. Ji et al. [4] provide a comprehensive review of these advancements, covering topics from data acquisition to cross-domain signal processing. They emphasize the effectiveness of various classifiers, including SVM [5] and CNN [6], and highlight the importance of feature extraction methods and the integration of neural network technologies, to enhance classification performance.

Despite the rapid advancements in deep learning for acoustic signal processing, traditional methods like MFCC [7] still play a crucial role due to their interpretability, efficiency, and robustness, particularly in contexts with limited data (see also Bianco et al. [8] and Domingos et al. [9]).

For the specific problem of infant cry detection, Yao et

al. [10] combined traditional acoustic features with deep spectrum features, derived from 2D mel-spectrograms using an AlexNet [11] model to classify crying. These features were then used as inputs to a linear SVM classifier. They achieved state-of-the-art performance on a dataset [12] released with their paper, which we will use for training and evaluation of our own approach.

The advent of Large Language Models (LLMs) like OpenAI’s ChatGPT [13] and Meta’s LLaMA [14] has revolutionized natural language processing. While primarily designed for text, LLM technologies are adaptable to other domains, including audio signal processing. In particular, Meta’s wav2vec [15] utilizes unsupervised learning to generate pre-trained audio representations, initially for speech recognition but increasingly for other audio tasks. For instance, researchers extended the wav2vec framework to develop a self-supervised audio representation learning method using parameter-efficient conformer architectures for non-speech audio tasks, including sound event detection, acoustic scene classification, music tagging, and human action classification, achieving state-of-the-art results and significantly reducing the need for labeled data. (e.g., see [16]). Wav2vec embeddings can also be used as components of more complex methods to handle the challenges of variable-duration utterances in audio data [17].

Our approach is inspired by Yao et al. [10] and utilizes the same traditional acoustic features. We replace their custom deep spectrum features with the general-purpose deep spectrum audio representation, wav2vec. Finally, we combine traditional and deep spectrum audio features as input to a GBM classifier. We chose a GBM due to its strength in capturing intricate data patterns and delivering high classification performance in speech tasks, as demonstrated by Dash et al. [18].

3. SYSTEM DESIGN

3.1. Feature space

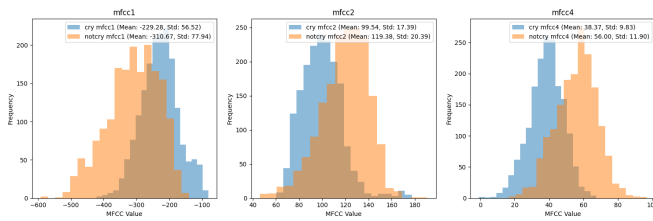


Fig. 1. Comparison of MFCC distributions for ‘cry’ and ‘not cry’ categories reveals that MFCC1, MFCC2, MFCC4, and MFCC5 exhibit differences in distributions, emphasizing their utility in distinguishing between crying and non-crying sounds.

The first component of our feature space consists of MFCC features, which are widely used in speech and audio

processing due to their ability to capture the power spectrum of an audio signal in a compact form. Clear acoustic differences between ‘cry’ and ‘not cry’ training set samples are illustrated in Figure 1 for MFCC1, MFCC2, and MFCC4. MFCC1 captures the higher energy typical of crying sounds, while the means of MFCC2 and MFCC4 reflect differences in spectral shape. Therefore, MFCC features are likely to be informative for a cry classifier. The second component consists of Wav2Vec 2.0 features, which provide deep contextual information that complements the short-term power spectrum captured by MFCC features. Finally, the third component comprises spectral contrast and chroma features. Spectral contrast distinguishes signals by measuring amplitude differences between peaks and valleys [19], while chroma features represent the intensity of each of the twelve different pitch classes [20], adding a harmonic dimension that is vital for the comprehensive analysis of audio signals.

3.2. System Design

Figure 2 presents a flowchart contrasting our approach for crying classification with three different baselines, all of which operate on raw 5-second audio files. The first baseline is the approach from Yao et al. [10]. It generates a mel-spectrogram, which is then processed by an AlexNet model as a visual input, yielding a vector representation. In tandem, it extracts short-term traditional audio features. The two feature sets are concatenated and passed to an SVM classifier with an RBF kernel. The final classification is produced by a voting mechanism based on per-second predictions of the classifier.

The cry sounds of human infants have been thought to contain only audible frequencies, with an average fundamental frequency of 300–600 Hz, until now [21]. Although this range is well-established, our method aims to avoid excluding potentially relevant higher frequencies while still filtering out high-frequency noise. Therefore, we applied a bandpass filter that retains frequencies between 300 Hz and 3000 Hz. These frequencies are particularly relevant for human vocal sounds and help filtering out irrelevant noise, ensuring that subsequent analyses focus on the most informative parts of the signal.

The remainder of Figure 2 details our proposed approach, along with two baselines obtained by replacing the GBM classifier with a linear- or RBF-kernel SVM; every other step is shared among them. The initial stage involves preprocessing the audio data to enhance signal quality and isolate important characteristics, including checking for silence using a threshold-based method. After preprocessing, the system extracts a set of features combining Wav2Vec 2.0, traditional MFCCs, spectral contrast, and chroma features. The processed data then undergoes a final preparation phase where the selected features are standardized using a StandardScaler to ensure a mean of zero and a standard deviation of one,

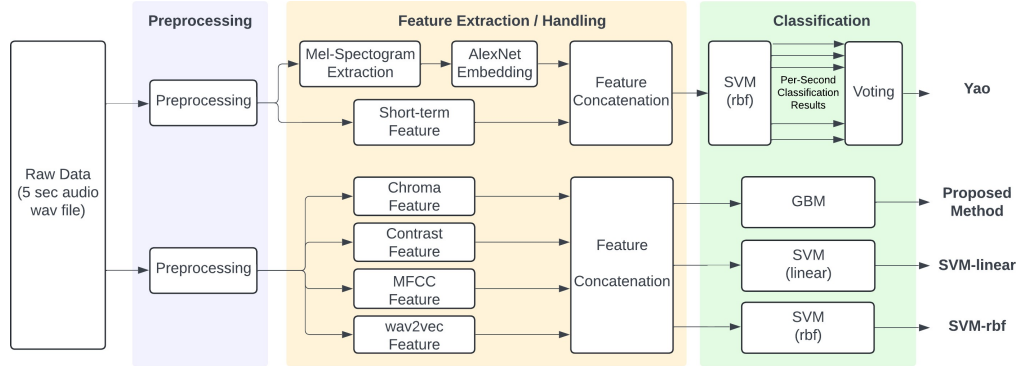


Fig. 2. Flowchart of Audio Classification Frameworks: Baseline and Proposed Approaches

thereby preventing bias in model training due to differing scales of features. We use a StandardScaler within a pipeline to scale features during training, saving the learned scaling factors. During prediction, the pipeline reloads these trained scaling factors to ensure consistent scaling before feature selection and classification. The standardized data is subsequently used to train the GBM model.

GBM was chosen for its high performance across many domains, and robustness in handling complex datasets. It builds multiple decision trees sequentially, with each tree correcting the errors of its predecessor, leading to a strong predictive model. Once trained, the GBM model is used to predict and classify new instances. This involves applying the same preprocessing and feature extraction steps to new audio samples, followed by feature selection and scaling using the previously determined parameters. To evaluate the efficacy of the GBM, we also provide baselines, including SVM-rbf and SVM-linear, which use the same preprocessing and feature extraction as our proposed framework but differ in the classification model.

4. EXPERIMENTS

4.1. Dataset Specification

The dataset consisted of 5-second audio segments labeled as cry/not-cry, in roughly equal proportions, collected from 21 study participants (infants wearing a recording vest). The dataset was partitioned into training and testing subsets with data from distinct participants: 15 in the training set (25,717 segments) and 6 in the testing set (14,812 segments). This distribution allows for a robust evaluation of the model’s ability to distinguish between the specified conditions based on short audio samples, and to generalize to new study participants.

4.2. Model Comparison

The primary comparison is between our proposed GBM approach and the method proposed by Yao et al. [10], which represents the current state-of-the-art. For simplicity, we

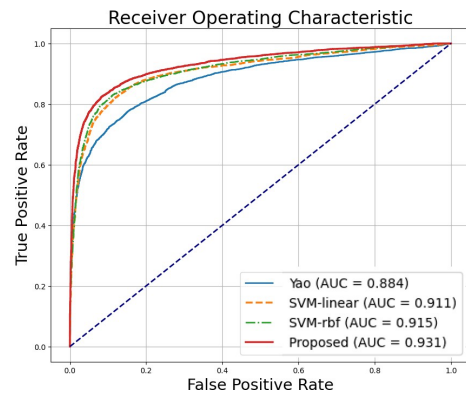


Fig. 3. Receiver Operating Characteristic (ROC) curves comparing the performance of different classification methods.

will refer to this baseline method as ‘Yao.’ The other two baseline approaches are identical to GBM but use linear and RBF-kernel SVM classification models instead. We re-implemented the Yao approach to allow for re-training on new data, either by re-using their code for preprocessing and feature extraction or by developing PyTorch implementations of their original TensorFlow code with the same parameter choices. The classification model in this approach produces predictions at a 1-second level granularity, which are then combined through a voting mechanism into a label for the full 5-second audio segment.

For a fair benchmark comparison, we also did not tune any parameters in our approaches and simply used the default values. This ensures that all approaches have room for improvement when applied to new datasets.

4.3. Experimental Results

Figure 3 presents the receiver operating characteristic (ROC) curves for each approach on the test set, along with their respective areas under the curve (AUC). The ROC curves visually represent the trade-offs between true positive rates and

	Proposed	Linear	RBF	Yao	Overall	# examples
P26	0.9559	0.9111	0.9118	0.8931	0.9180	2666
P15	0.9595	0.9398	0.9359	0.9406	0.9439	4052
P38	0.9499	0.9594	0.9586	0.9186	0.9466	3544
P36	0.9582	0.9405	0.9394	0.9167	0.9387	2746
P20	0.9532	0.9522	0.9498	0.8948	0.9375	2738
P22	0.8682	0.8516	0.8708	0.8414	0.8580	2666
Overall	0.9408	0.9258	0.9277	0.9009	0.9238	18412

Table 1. AUC of ROC Curve

	Proposed	Linear	RBF	Yao
Proposed	-	0.9017	0.7602	1.0
Linear	0.0983	x	-	-
RBF	0.2398	-	x	-
Yao	0.0	-	-	x

Table 2. Pairwise Probabilities of Model Superiority using Bayesian Comparison. Statistically indistinguishable performance is noted with –.

false positive rates. Depending on the downstream application of the prediction model’s output, the optimal trade-off between these rates may differ. This is why we believe the AUC is the most appropriate performance measure in this context. Our method achieves the highest AUC of 0.931, followed by the SVM-RBF (0.915) and SVM-linear (0.915) methods, and then the Yao (0.884).

Table 1 presents the AUC of ROC curves calculated separately for each test participant, rather than combining data from all participants. The AUC results consistently show an advantage for our approach over the Yao baseline. To test this formally, however, we conducted a Bayesian comparison of the performance of all approaches across test participants, using the Baycomp software. Table 2 presents pairwise probabilities of model superiority, with the rows and columns representing the models being compared. For example, the value in the cell corresponding to GBM vs. Linear (0.9017) indicates a 90.17% probability that the GBM model is superior to the Linear model. Similarly, GBM vs. Yao shows a 100% probability that GBM outperforms the Yao model. These probabilities suggest that GBM is likely to perform better than the other models.

Table 3. Classification Report for Different Methods

Method	Metric	Class 0	Class 1	Macro Avg	Weighted Avg	Accuracy
Proposed	Precision	0.845	0.897			
	Recall	0.904	0.834			
	F1-Score	0.873	0.864	0.871	0.871	0.869
	Support	5408	5408	10816	10816	
SVM-linear	Precision	0.818	0.887			
	Recall	0.898	0.800			
	F1-Score	0.856	0.841	0.852	0.852	0.849
	Support	5408	5408	10816	10816	
SVM-rbf	Precision	0.825	0.897			
	Recall	0.907	0.808			
	F1-Score	0.864	0.850	0.861	0.861	0.857
	Support	5408	5408	10816	10816	
Yao	Precision	0.837	0.767			
	Recall	0.740	0.855			
	F1-Score	0.785	0.809	0.802	0.802	0.798
	Support	5408	5408	10816	10816	

Finally, we calculated additional measures of performance to make comparison with other detection studies easier, and summarized them in Table 3. Note that these measures are driven by accuracy, which determines a particular precision/recall trade-off, in contrast with the AUC. Overall, when optimizing for accuracy, our approaches outperform Yao.

5. CONCLUSION

Our proposed method leverages a GBM that utilizes features extracted from Wav2Vec, MFCCs, chroma, and spectral contrast. This approach demonstrated substantial improvements in AUC compared to the baseline state-of-the-art method developed by Yao et al. [10]. By comparing it to linear- and RBF-kernel baselines, we can attribute the performance improvement primarily to the feature space employed and secondarily to the use of the GBM. An important corollary of this is that all of the different feature types combined can be produced automatically, without the need to fit parameters or train additional models. This suggests that complex audio classification problems, which may have been infeasible or required painstaking manual feature engineering in the past, are now feasible and worth revisiting. The performance levels demonstrated here suggest that it is now possible to quantify more complex observations (e.g. other information about caregivers or the environment) in conjunction with the moments when crying occurs, potentially yielding deeper insights into the emotional and physiological states of infants. These advancements could pave the way for improved diagnostic tools in pediatric healthcare, enabling better-informed caregiving decisions and fostering enhanced early childhood health and well-being.

6. ACKNOWLEDGEMENTS

This research was supported by the Intramural Research Program of the National Institute of Mental Health (NIMH), under projects ZIC-MH002968 (PI: Dr. Francisco Pereira) and ZIA-MH002969 (PI: Dr. Melissa A. Brotman).

7. REFERENCES

- [1] Laetitia Joanna Clara Antonia Smarius, Thea G. A. Strieder, Eva M. Loomans, Theo A. H. Doreleijers, Tanja G. M. Vrijkotte, Reinoud J. Gemke, and Manon van Eijsden, “Excessive infant crying doubles the risk of mood and behavioral problems at age 5: evidence for mediation by maternal characteristics,” *European Child & Adolescent Psychiatry*, vol. 26, no. 3, pp. 293–302, 2017.
- [2] Daiki Hiraoka, Michio Nomura, and Masaharu Kato, “Longitudinal study of maternal beliefs about infant crying during the postpartum period: interplay with infant’s

- temperament,” *Frontiers in Psychology*, vol. 12, pp. 786391, 2021.
- [3] Michael D. Cabana, Pamela Wright, Ingrid Scozafava, Apryl Olarte, Marc DiSabella, Xinyang Liu, and Amy A. Gelfand, “Newborn daily crying time duration,” *Journal of Pediatric Nursing*, vol. 56, pp. 35–37, 2021.
- [4] Chunyan Ji, Thosini Bamunu Mudiyansele, Yutong Gao, and Yi Pan, “A review of infant cry analysis and classification,” *EURASIP Journal on Audio, Speech, and Music Processing*, vol. 2021, no. 1, pp. 8, 2021.
- [5] Corinna Cortes and Vladimir Vapnik, “Support-vector networks,” *Machine Learning*, vol. 20, no. 3, pp. 273–297, 1995.
- [6] Y. Lecun, L. Bottou, Y. Bengio, and P. Haffner, “Gradient-based learning applied to document recognition,” *Proceedings of the IEEE*, vol. 86, no. 11, pp. 2278–2324, 1998.
- [7] S. Davis and P. Mermelstein, “Comparison of parametric representations for monosyllabic word recognition in continuously spoken sentences,” *IEEE Transactions on Acoustics, Speech, and Signal Processing*, vol. 28, no. 4, pp. 357–366, 1980.
- [8] Michael J. Bianco, Peter Gerstoft, James Traer, Emma Ozanich, Marie A. Roch, Sharon Gannot, and Charles-Alban Deledalle, “Machine learning in acoustics: Theory and applications,” *The Journal of the Acoustical Society of America*, vol. 146, no. 5, pp. 3590–3628, Nov. 2019.
- [9] Lucas C. F. Domingos, Paulo E. Santos, Phillip S. M. Skelton, Russell S. A. Brinkworth, and Karl Sammut, “A survey of underwater acoustic data classification methods using deep learning for shoreline surveillance,” *Sensors*, vol. 22, no. 6, 2022.
- [10] X. Yao, M. Micheletti, M. Johnson, E. Thomaz, and K. de Barbaro, “Infant crying detection in real-world environments,” in *Proceedings of the IEEE International Conference on Acoustics, Speech and Signal Processing (ICASSP)*, 2022.
- [11] Alex Krizhevsky, Ilya Sutskever, and Geoffrey E. Hinton, “Imagenet classification with deep convolutional neural networks,” *Commun. ACM*, vol. 60, no. 6, pp. 84–90, may 2017.
- [12] Kaya de Barbaro and team, “debarbaro dataset,” <https://homebank.talkbank.org/access/Password/deBarbaroCry.html>, 2024, Accessed: June 28, 2024.
- [13] Tom B. Brown, Benjamin Mann, Nick Ryder, Melanie Subbiah, and Jared Kaplan et al., “Language models are few-shot learners,” in *Advances in Neural Information Processing Systems*, H. Larochelle, M. Ranzato, R. Hadsell, M.F. Balcan, and H. Lin, Eds. 2020, vol. 33, pp. 1877–1901, Curran Associates, Inc.
- [14] Hugo Touvron, Thibaut Lavril, Gautier Izacard, Xavier Martinet, Marie-Anne Lachaux, Timothée Lacroix, Baptiste Rozière, Naman Goyal, Eric Hambro, Faisal Azhar, Aurelien Rodriguez, Armand Joulin, Edouard Grave, and Guillaume Lample, “Llama: Open and efficient foundation language models,” 2023, arXiv.
- [15] Alexei Baevski, Henry Zhou, Abdelrahman Mohamed, and Michael Auli, “wav2vec 2.0: A framework for self-supervised learning of speech representations,” 2020, arXiv.
- [16] Sangeeta Srivastava, Yun Wang, Andros Tjandra, Anurag Kumar, Chunxi Liu, Kritika Singh, and Yatharth Saraf, “Conformer-based self-supervised learning for non-speech audio tasks,” in *Proceedings of the IEEE International Conference on Acoustics, Speech and Signal Processing (ICASSP)*, 2022, pp. 8862–8866.
- [17] Mercedes Vetrab and Gábor Gosztolya, “Aggregation strategies of wav2vec 2.0 embeddings for computational paralinguistic tasks,” in *Speech and Computer: 25th International Conference, SPECOM 2023, Dharwad, India, November 29 – December 2, 2023, Proceedings, Part I*, Berlin, Heidelberg, 2023, pp. 79–93, Springer-Verlag.
- [18] Tusar Kanti Dash, Chinmay Chakraborty, Satyajit Mahapatra, and Ganapati Panda, “Gradient boosting machine and efficient combination of features for speech-based detection of covid-19,” *IEEE Journal of Biomedical and Health Informatics*, vol. 26, no. 11, pp. 5364–5371, 2022.
- [19] Dan-Ning Jiang, Lie Lu, Hong-Jiang Zhang, Jian-Hua Tao, and Lian-Hong Cai, “Music type classification by spectral contrast feature,” in *Proceedings. IEEE International Conference on Multimedia and Expo*, 2002, vol. 1, pp. 113–116 vol.1.
- [20] Fujishima Takuya, “Realtime chord recognition of musical sound: A system using common lisp music,” in *Proceedings of the International Computer Music Conference 1999, Beijing*, 1999.
- [21] Raymond D Kent and Ann D Murray, “Acoustic features of infant vocalic utterances at 3, 6, and 9 months,” *The Journal of the Acoustical Society of America*, vol. 72, no. 2, pp. 353–365, 1982.