

EGO-LM: MULTI-MODAL LANGUAGE MODEL OF EGO-CENTRIC MOTIONS

Fangzhou Hong^{1,2}, Vladimir Guzov^{1,3}, Hyo Jin Kim¹, Yuting Ye¹

Richard Newcombe¹, Ziwei Liu²✉, Lingni Ma¹✉

¹Meta Reality Labs Research, ²S-Lab, Nanyang Technological University

³University of Tuebingen

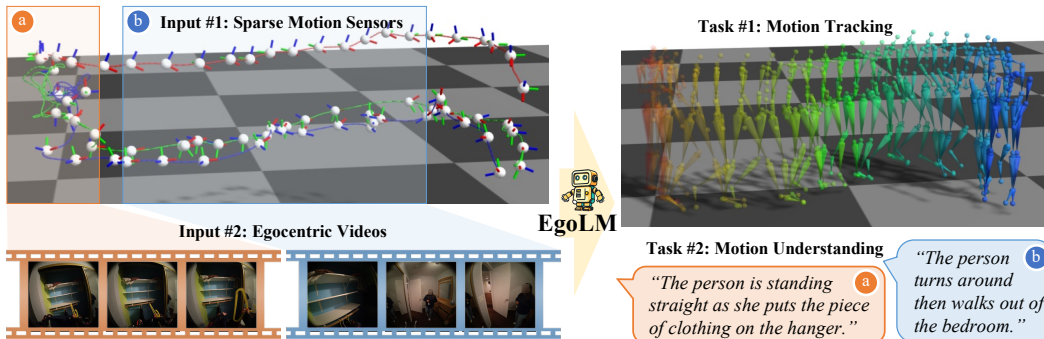


Figure 1: We propose **EgoLM**, a multi-modal language model that unifies egocentric motion tracking and understanding from wearable sensor data, *e.g.*, sparse motion sensors and egocentric videos.

ABSTRACT

As the prevalence of wearable devices, learning egocentric motions becomes essential to develop contextual AI. In this work, we present **EgoLM**, a versatile framework that **tracks** and **understands** egocentric motions from **multi-modal** inputs, *e.g.*, egocentric videos and motion sensors. EgoLM exploits rich contexts for the disambiguation of egomotion tracking and understanding, which are ill-posed under single modality conditions. To facilitate the versatile and multi-modal framework, our key insight is to model the joint distribution of egocentric motions and natural languages using large language models (LLM). Multi-modal sensor inputs are encoded and projected to the joint latent space of language models, and used to prompt motion generation or text generation for egomotion tracking or understanding, respectively. Extensive experiments on large-scale multi-modal human motion dataset validate the effectiveness of EgoLM as a generalist model for universal egocentric learning. Project Page: <https://hongfz16.github.io/projects/EgoLM>.

1 INTRODUCTION

With the recent explosive advancement of large language models, their values as intelligent agents have been thoroughly studied (Radford et al., 2019; Brown et al., 2020; Achiam et al., 2023; Touvron et al., 2023a;b). To better play the role of everyday smart assistant, the contextualization of AI is proposed and studied (Vercauteren et al., 2019; Deepika et al., 2020). Agents are expected to interact with users in a context-aware style, through multi-modal sensors on wearable devices, *e.g.*, smartwatches, smart glasses (Somasundaram et al., 2023). Human motions play an important role in the user-agent interaction (Plizzari et al., 2023), which requires egocentric human motion learning (Li et al., 2015).

In this work, we propose a versatile framework **EgoLM** that approaches human motions learning from egocentric perspective. Specifically, EgoLM unifies two aspects of egocentric motion learning, *i.e.*, tracking and understanding. **a)** Egocentric motion tracking aims to recover full-body motions

arXiv:2409.18127v1 [cs.CV] 26 Sep 2024

from sparse motion sensors, *e.g.*, three-points (head and both wrists) 6-DoF poses (Jiang et al., 2022; Castillo et al., 2023; Du et al., 2023; Jiang et al., 2023) or one-point (only head) 6-DoF poses (Li et al., 2023). **b)** Egocentric motion understanding aims to recognize or describe human motions from wearable sensors, *e.g.*, egocentric videos (Damen et al., 2021; 2022; 2018; Nagarajan et al., 2024; Xue et al., 2023; Escobar et al., 2022; Grauman et al., 2022; Rodin et al., 2021; Yonetani et al., 2016; Del Molino et al., 2016; Chen et al., 2023). Both tasks are highly challenging due to the **incomplete observation from egocentric perspectives**. To this end, we propose to approach the challenges in a unified way by incorporating **multiple modalities** and **multi-task training**, which are elaborated below.

Egocentric motion tracking from sparse sensors is an ill-posed problem. Three-points (Jiang et al., 2022) and one-point inputs (Li et al., 2023) miss information of the lower body parts and even hand positions, making it a one-to-many mapping problem. In order to disambiguate the tracking of unobserved body parts, we explore the environment contexts by egocentric videos captured from head-mounted cameras. Although other body parts are not always visible from egocentric videos, the semantics of the environment provides valuable clues to disambiguate full body motions.

For egocentric motion understanding, the common input setting is the egocentric video (Jia et al., 2022). However, egocentric videos lacks the accurate information of full-body motion, for their restricted viewing angles. For better understanding of human motion, sparse motion sensor data is valuable in terms of providing accurate body part positions (Tan et al., 2024). Therefore, we unify the input conditions as egocentric videos and sparse sensors for both tracking and understanding. Further unifying the training of both tasks can also be beneficial, especially for the understanding part. The supervision signals of full-body motions from motion tracking training can contribute to motion understanding.

In summary, we aim at a multi-modal multi-tasking generative framework. As shown in Fig. 1, EgoLM takes sparse motion sensor data (three-points or one-point) and egocentric videos as inputs. Then motion and natural languages are generated for motion tracking and understanding, respectively. To facilitate this versatile framework, there are two main challenges in the framework design, which are **large modality gaps** and **large task gaps**. To that end, our key insight is to **use a language model to handle the multi-modal inputs and multi-task training**.

Unlike recent VLMs (Liu et al., 2023b;a), our setting is more complex and challenging, where four modalities are involved, including sparse motion sensor data, egocentric videos, motion representations, and texts. These modalities provide different granularity of information. Human motions and sparse motion sensor data are low-level and contiguous representations with physical meanings. Natural languages, on the other hand, are unstructured and discrete representations. To bridge the gap, we adopt three strategies: **a)** Treat motions as languages. A motion VQ-VAE is trained to tokenize motions, which can be generated autoregressively by a language model. **b)** Unify different inputs to the language model space. Sparse sensor data and egocentric videos are encoded and projected by light-weight temporal encoders. **c)** Use instruction tuning for multi-task joint training.

To validate the proposed framework, we perform extensive experiments on a large-scale motion dataset, Nymeria (Ma et al., 2024). Compared with previous motion tracking and understanding methods, our newly proposed multi-modal setup shows its advantages. Our contributions are summarized below.

- 1) We propose a versatile multi-modal generative framework, EgoLM, that unifies egocentric motion tracking and understanding tasks with a language model.
- 2) A new egocentric motion tracking setup is proposed. We combine sparse sensor inputs with egocentric videos to provide more contexts that disambiguate this ill-posed problems.
- 3) We propose a practical paradigm of motion understanding by combining sparse sensor data and egocentric videos, which provides more accurate full-body motion narration.
- 4) Extensive experiments and studies are performed to show the effectiveness of the proposed framework. Our setup achieves the best performance compared with the state-of-the-art methods.

2 RELATED WORK

Motion Regression. Large amounts of efforts are devoted to detect and track 2D or 3D keypoints from human images and videos (Toshev & Szegedy, 2014; Martinez et al., 2017; Pavllo et al., 2019). To incorporate more human structure prior, parametric human models, *e.g.*, SMPL (Loper et al., 2023), are used as the regression target (Bogo et al., 2016; Kanazawa et al., 2018). Other than the cameras, wearable motion sensors are straight-forward in terms of motion capture (Ponton et al., 2023; Mollyn et al., 2023; Milef et al., 2023; Yi et al., 2023; Jiang et al., 2023). Recent advancements in VR/AR devices and applications have developed a new setup for motion tracking, *i.e.*, three-points body tracking (Du et al., 2023; Jiang et al., 2022; Castillo et al., 2023). EgoEgo (Li et al., 2023) proposes to track motions from only head poses. In this work, we also target motion tracking from sparse sensors. The difference is that we propose to use egocentric videos to disambiguate ill-posed scenarios in this setup.

Motion Generation. There have been many efforts in generating motions from various conditions, *i.e.*, action labels (Petrovich et al., 2021; Guo et al., 2020), natural languages (Zhang et al., 2024; Tevet et al., 2022; Punnakkal et al., 2021; Guo et al., 2022a; Zhang et al., 2023b; Guo et al., 2022b). Recently, researchers take advantage of powerful LLMs to model the joint motion-language distribution for text-to-motion generation (Jiang et al., 2024; Zhang et al., 2023c; Zhou et al., 2023). In this work, we also adopt the similar idea of modeling motion together with language models. As a by-product, we can also perform text-to-motion generation. But our main focus is on motion tracking and understanding from multi-modal inputs.

Motion Understanding. There have been many different setups in motion understanding. From the input side, human videos, either from third-person view (Soomro et al., 2012; Kuehne et al., 2011; Tran et al., 2015; Wang et al., 2016; Yan et al., 2018) or first-person view (Damen et al., 2021; 2022; 2018), are used for this task. From the output side, action recognition/classification has been a classic task definition (Soomro et al., 2012; Damen et al., 2018). More recently, with the development of language models, some researches also propose to use natural languages as output (Jia et al., 2022; Xu et al., 2024; Grauman et al., 2022; Xue et al., 2023; Chen et al., 2023). In our work, from the input side, we propose to combine egocentric videos, which provide high-level semantic information, with motion sensor inputs, which carries low-level motion clues, for more holistic motion understanding. For the output, we use natural language responses for more versatility and diversity.

Language Models. Language models have been a huge success in recent years with the large-scale pre-training (Radford et al., 2019; Brown et al., 2020) and alignment (Cha, 2022; Achiam et al., 2023). To take advantage of the powerful text generation ability, image (Liu et al., 2023b;a) or video understanding (Zhang et al., 2023a) are defined as conditional text generation. LLaVA (Liu et al., 2023b) proposes to encode images with powerful pre-trained vision encoders (Radford et al., 2021) and inject the features to language models. By tuning from a powerful LLM (Touvron et al., 2023a), LLaVA achieves wonderful abilities of vision question answering. In this work, we also adopt the similar idea of encoding and injecting features of other modalities in the language model and unifying different tasks with instruction tuning.

3 METHOD

The overview of EgoLM is demonstrated in Fig. 2. There are three steps in EgoLM training. In the first step, we train a motion VQ-VAE as the motion tokenizer (Sec. 3.2). The second step is motion pre-training for motion distribution learning (Sec. 3.3). The last step is multi-modal instruction tuning to guide the model to perform motion tracking and understanding (Sec. 3.4).

3.1 PRELIMINARIES

Language Model. Language models model the distribution of natural languages. Recent breakthroughs in language models suggest the effectiveness of the transformer-based architecture (Vaswani et al., 2017). The language model consists of three parts. The first is a look-up table (LM embedding) that stores the embeddings for each text token. The second part is the transformer

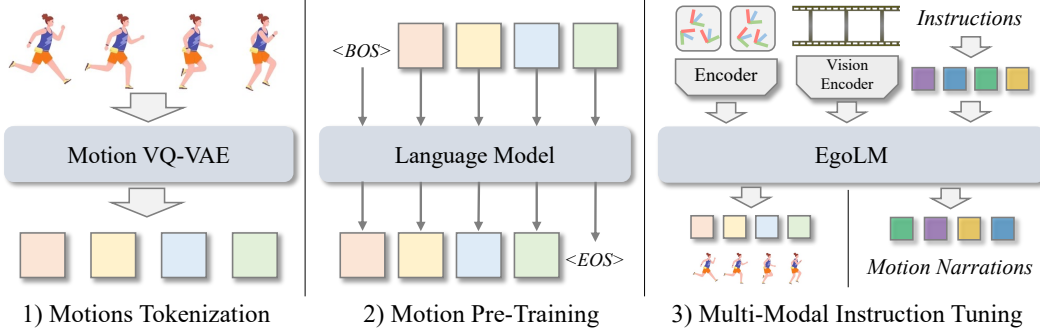


Figure 2: **Overview of EgoLM.** Three steps are designed for the training of EgoLM, *i.e.*, motion tokenizer training, motion pre-training and multi-modal instruction tuning.

backbone that takes text embeddings as inputs. The output features are mapped to probabilities of the next tokens by the third part of LM head.

Motion Representation. Human motions are represented as sequences of poses, global translations and rotations defined on the root joint. Each frame of pose is represented by joint angles, defined on a kinematic tree. For better learning of motion dynamics, we also include joint angle velocity in the representation. To avoid the normalization of global translation, we use the translation velocity $V_t^r \in \mathbb{R}^3$ for each frame, which can be integrated back to global translations. To ease the regression difficulty of rotation angles, we use 6D rotation representations (Hempel et al., 2022) for the root rotation $R_t^r \in \mathbb{R}^6$, root rotation velocity $R_t^{rv} \in \mathbb{R}^6$, joint angles $R_t^j \in \mathbb{R}^{22 \times 6}$, and joint angle velocity $R_t^{jv} \in \mathbb{R}^{22 \times 6}$. Formally, we represent human motions with T frames as $M = \{P_t\}_{t=1}^T$, where $P_t = [V_t^r; R_t^r; R_t^{rv}; R_t^j; R_t^{jv}] \in \mathbb{R}^{279}$. Forward kinematics (FK) together with integration of root velocity can be used to recover the joint positions $J = \text{FK}(M) \in \mathbb{R}^{23 \times 3}$.

3.2 MOTION TOKENIZER

To treat the motion as a foreign language and train with language models, we first need a motion tokenizer, which can be realized by VQ-VAE (Oord et al., 2017). The motion VQ-VAE consists of a fully convolutional encoder \mathcal{E} and decoder \mathcal{D} . The fully convolutional design enables processing motions with arbitrary lengths. The encoder embeds raw motion representation to latent features $f^m = \mathcal{E}(M)$, where $f^m \in \mathbb{R}^{T/r \times c}$, $M \in \mathbb{R}^{T \times 279}$. r is the down-sample rate.

Then, codebooks are learned to quantize the motion latent features. We use three techniques in the quantization process, which are 1) exponential moving average (EMA), 2) codebook reset (Dhariwal et al., 2020), 3) product quantization (Jegou et al., 2010; Lucas et al., 2022). The first two techniques increase the usage rate of codebooks. Product quantization increases the codebook expressiveness by decomposing the latent space into a Cartesian product of sub-spaces with lower dimensions. Specifically, the latent feature f^m is split equally into N trucks $\{f_n^m\}_{n=1}^N$, which are quantized separately by N codebooks $\{Z_n\}_{n=1}^N$. Each codebook with K entries is defined as $Z_n = \{z_i\}_{i=1}^K$, where $z_i \in \mathbb{R}^{c/N}$. The quantization process for feature f_{tn}^m at frame t and trunk n is formulated as

$$i_{tn} = Q(f_{tn}^m) = \arg \min_{z_i \in Z_n} \|f_{tn}^m - z_i\|_2. \quad (1)$$

The resulting indices i_{tn} are flattened and used as motion token sequences $W = \{[(i_n)_{n=1}^N]_t\}_{t=1}^{T/r}$, which has the length of $L_W = N \times (T/r)$. After quantization, we obtain the corresponding codebook entry for the motion latent feature $\hat{f}^m = \{\hat{f}_t^m\}_{t=1}^{T/r} = \{z_{i_t}\}_{t=1}^{T/r}$. It is input into the decoder \mathcal{D} to decode raw motion representation $\hat{M} = \mathcal{D}(\hat{f}^m)$.

For the training of VQ-VAE, two types of training losses are used. The first is the commitment loss $\mathcal{L}_c = \|f^m - \hat{f}^m\|_2$ for the codebook learning. The second is motion reconstruction loss \mathcal{L}_r , which consists of raw representation loss \mathcal{L}_m , joint position loss \mathcal{L}_j , rotation velocity loss \mathcal{L}_v , which are defined as

$$\mathcal{L}_r = \lambda_m \mathcal{L}_m + \lambda_j \mathcal{L}_j + \lambda_v \mathcal{L}_v = \lambda_m \|M - \hat{M}\|_1 + \lambda_j \|\text{FK}(M) - \text{FK}(\hat{M})\|_1 \quad (2)$$

$$+ \lambda_v \|R_{1:T-1}^{rv} - (R_{1:T-1}^r)^{-1} R_{2:T}^r\|_1 + \lambda_v \|R_{1:T-1}^{jv} - (R_{1:T-1}^j)^{-1} R_{2:T}^j\|_1. \quad (3)$$

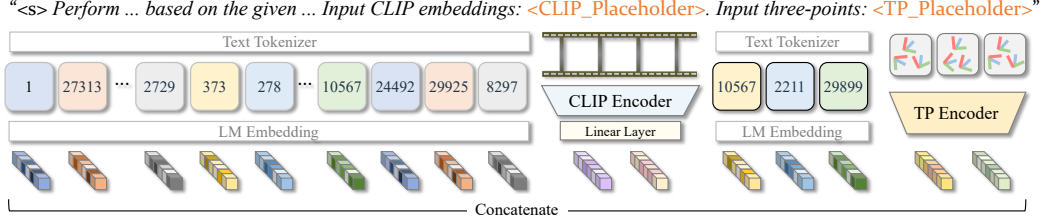


Figure 3: **Details of Multi-Modal Instruction Tuning.** Different modalities are encoded separately. Their features are concatenated in the order of the instruction template and input into the transformer layers of the language model.

We define the smoothed L1 loss as $\| \cdot \|_1$. In summary, the training loss of the motion VQ-VAE is $\mathcal{L}_{vq} = \lambda_c \mathcal{L}_c + \lambda_r \mathcal{L}_r$, where λ_* are manually adjusted weights.

3.3 MOTION PRE-TRAINING

As discussed before, we build the motion learning framework on a pre-trained language model. However, the pre-trained language models only model the distribution of natural languages. Therefore, to empower them to generate motions, we perform motion pre-training to learn motion distributions. The motion pre-training is conducted similarly to language model pre-training.

Before we can start training the language model, two modifications to the model are needed. Firstly, since the pre-trained language model only contains embeddings for text tokens, we expand the embeddings in accordance with the motion codebook size. Secondly, the output shape of the language model head is also expanded for the same reason. The language model is ready for motion pre-training after the above preparations. Using the motion tokenizer described above, motion representations M can be encoded into a sequence of motion tokens $W = \{w_i\}_{i=1}^{L_W}$. They are fed into the language model to learn the motion token distribution by conducting the classic next-token prediction (Radford et al., 2019). The loss function of this stage \mathcal{L}_{pre} is formulated as

$$\mathcal{L}_{pre} = - \sum_{i=2}^{L_W} \mathbb{P}(w_i | w_1 \dots w_{i-1}; \Theta), \quad (4)$$

where we maximize the log-likelihood of the next-token probability given the previous token inputs and network parameter Θ .

After the training of this stage, as a by-product, we obtain an unconditional motion generator. Given a leading motion sequence as the prompt, it can autoregressively sample an arbitrary length of reasonable human motion that continues the given motion. More importantly, the language model learns the distribution of human motions and has the ability of sampling plausible human motions, which lays a solid foundation for the next stage.

3.4 MULTI-MODAL INSTRUCTION TUNING

Inspired by recent advancements in LLMs (Achiam et al., 2023; cha, 2022; Zheng et al., 2023), to squeeze the power out of generative pre-training models, instruction tuning is adopted to guide models with instructions to perform specific tasks. The instruction template usually consists of 1) instructions that specify which tasks to perform; 2) inputs of the task; 3) outputs. We also envision our model accepting multi-modal sensor data as inputs. However, even with motion pre-training, the model only accepts text or motion tokens as inputs. It is not practical or necessary to design tokenizers and perform pre-training for all the involved modalities. Therefore, we draw inspiration from vision language models (Liu et al., 2023b;a), where they directly map vision data to LLM feature space to enable visual question answering.

Specifically, we consider two input modalities other than motion and natural languages, which are egocentric videos and motion sensor inputs. Motion sensor inputs can be three-points (head and wrists) 6-DoF poses or one-point (only head) 6-DoF poses. Both are encoded with positions, velocity, rotation and angular velocity. Below, we use three-points as examples. We unify both motion tracking and motion understanding using the following templates.

Task: *Motion Tracking*
Instruction: *Perform motion tracking based on the given three-points and CLIP embeddings.*
Input: *Input CLIP embeddings: <CLIP_Placeholder>. Input three-points feature: <TP_Placeholder>*
Output: *<Motion_Placeholder>*

Task: *Motion Understanding*
Instruction: *Describe the human motion based on the given three-points and CLIP embeddings.*
Input: *Input CLIP embeddings: <CLIP_Placeholder>. Input three-points feature: <TP_Placeholder>*
Output: *<Narration_Placeholder>*

The encoded three-points 6-DoF poses would replace <TP_Placeholder>. <CLIP_Placeholder> is the placeholder for egocentric video features. Motion tokens are filled in <Motion_Placeholder>. <Narration_Placeholder> is the placeholder for corresponding motion narration. A detailed illustration of how we organize different modalities of data is shown in Fig. 3. Texts are tokenized and translated to feature vectors through LM embedding. Egocentric videos are first encoded by CLIP image encoder (Radford et al., 2021) per frame, which are further projected by linear layers to the language model feature space. Similarly, motion sensor data, *e.g.*, sequences of three-points 6-DoF poses, is encoded by a fully convolutional encoder. Lastly, all the encoded features are concatenated and input into the transformer layers of the language model.

For the training of motion understanding, to better learn the joint distribution of motion and natural languages, we also include two auxiliary tasks in the joint instruction training, which are motion-to-text and text-to-motion generation. They are also defined with the templates similar to the above ones. In summary, we train the four tasks jointly as the last step. The loss function is the same next-token prediction loss, as defined in Eq. 4.

4 EXPERIMENTS

4.1 EXPERIMENTAL SETUP

Dataset. We use the Nymeria dataset Ma et al. (2024) to train and validate our method. The dataset provides **a)** full body motions, captured by the Xsens Mocap system (Roetenberg et al., 2009), **b)** egocentric videos, captured by Aria glasses (Somasundaram et al., 2023), and **c)** narrations of motions written by human annotators. Three-points 6-DoF poses are taken from ground truth joints. For motion tracking, the training set consists of 147.89h of data and the test set has 41.93h of data. For motion understanding, the training set has 16673 segments, each lasting for 3-5 seconds, adding up to 15.77h. The test set consists of 7468 segments, 6.76h of data.

Training Details. Motion VQ-VAE has two codebooks, each having 8192 entries and code dimension of 64. The down-sample rate is $r = 4$. For motion tracking, all experiments are conducted with window size of 60 frames, which is 1 second. Random rotation augmentation is applied on motions. We choose to use GPT2-Medium (Radford et al., 2019) as the language backbone.

Evaluation Protocols. For motion tracking, we calculate joint position errors (for full, upper and lower body), joint angle errors (for full body and root joint). For motion understanding, the outputs are natural languages. Therefore, we adopt NLP metrics, including BERT (Zhang et al., 2019), BLEU (Papineni et al., 2002), and ROUGE (Lin, 2004) scores.

4.2 MOTION TRACKING

Quantitative Results. We report quantitative results of motion tracking in Tab. 1. All methods are evaluated with batch inference, meaning that every 60 frames are inferenced independently. We evaluate several different input combinations of three modalities, which are three-points 6-DoF poses (“3pts”), one-point 6-DoF poses (“1pt”) and egocentric videos (“Vid”). For the 3pts-only and 1pt-only settings, EgoLM achieves comparable performance with baseline methods. This show the effectiveness of using language models to perform precise motion tracking tasks. Moreover, we also use egocentric videos to provide environment contexts for motion tracking. For three-points tracking, the additional modality brings 10mm improvement in full body joints error. For the one-point tracking, adding egocentric videos improves joints error by 20mm. It shows the effectiveness of using egocentric videos as context information for disambiguation of the ill-posed problem.

Table 1: **Quantitative Results of Motion Tracking.** “Full”, “Upper”, “Lower” are joint position errors in *mm*. “J.A.”, “Root” are joint angle errors for full body and root joint in degree. †We directly replace three-points with one-point to train AvatarPoser.

Method	Input Modality			Full	Upper	Lower	J.A.	Root
	3pts	1pt	Vid.					
AvatarPoser (Jiang et al., 2022)	✓			85.89	52.78	165.18	12.41	14.78
Bodiffusion (Castillo et al., 2023)	✓			79.80	52.79	152.68	12.74	13.09
Ours	✓			83.88	54.06	148.37	13.31	14.13
Ours	✓		✓	73.38	49.67	124.58	12.48	13.23
AvatarPoser [†] (Jiang et al., 2022)		✓		129.23	94.19	192.34	16.55	21.60
EgoEgo (Li et al., 2023)		✓		132.16	100.02	190.32	18.90	21.80
Ours		✓		127.45	97.87	174.92	16.97	20.57
Ours		✓	✓	106.95	83.73	141.26	14.67	19.04

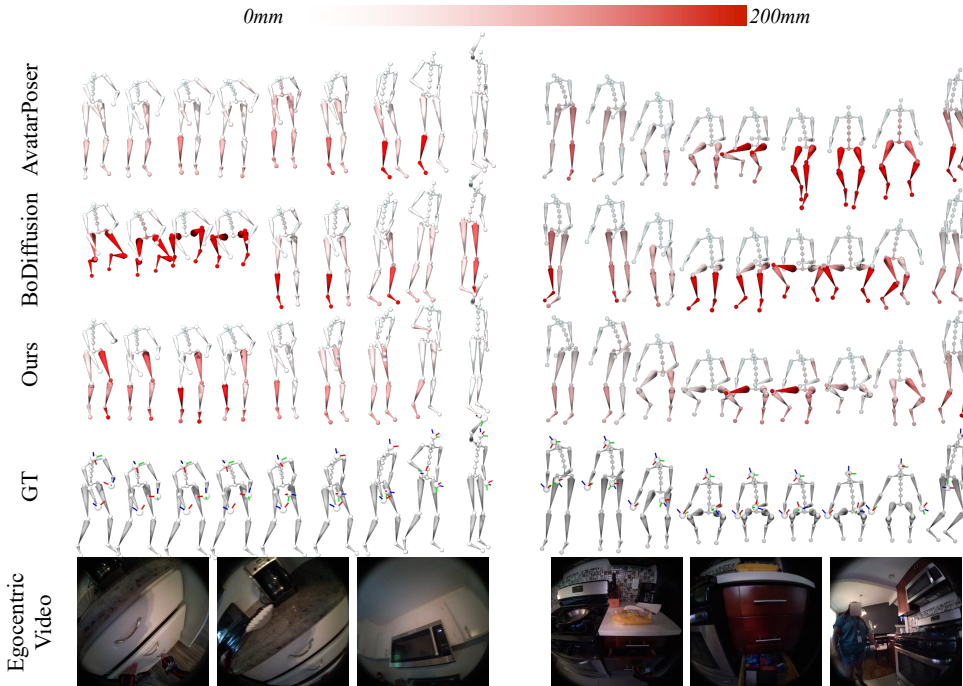


Figure 4: **Qualitative Results of Three-Points Motion Tracking.** Skeletons are color-coded by the joint position errors. Baseline methods only use three-points as inputs. Ours uses three-points and egocentric videos as inputs.

Qualitative Results. Three-points motion tracking results and comparisons are shown in Fig. 4. Due to the ambiguity of three-points, AvatarPoser mistakenly generates standing poses for squatting sequences (right example). BoDiffusion, for its generative nature, can sample correct results in some cases, *e.g.*, the squatting example. But it also suffers from the ambiguity issue, as shown in the bending down sequence (left example). They show the importance of considering contexts in the motion tracking task for the purpose of disambiguation. Our full model can reliably perform three-points body tracking for the shown challenging cases.

One-point motion tracking results are shown in Fig. 5. It is a more challenging task especially for upper body. As shown in the left example, the upper body motions generated by EgoEgo are completely different from the ground truth. In the right example, EgoEgo wrongly generates sitting poses for standing frames, which is caused by the ambiguity problem. Egocentric videos in this task not only help to eliminate the ambiguity, but also provide some clues about the hand position. In the left example, when hands are visible in the frames, our model captures this information through CLIP embeddings and generates correct arm movements.

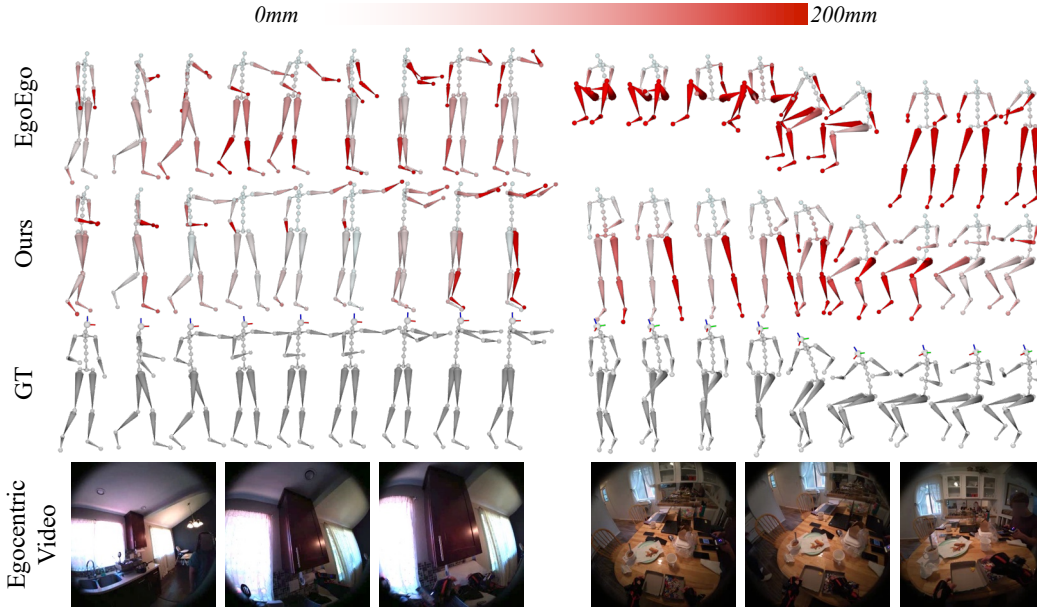


Figure 5: **Qualitative Results of One-Point Motion Tracking.** Skeletons are color-coded by joint position errors. EgoEgo only uses one-point as inputs. Ours includes egocentric videos as inputs.

4.3 MOTION UNDERSTANDING

Quantitative Results. We report quantitative results of motion understanding in Tab. 2. For this task, we tested three input modalities, *i.e.*, three-points (“3pts”), motions, and egocentric videos (“Vid”). Different combinations of these modalities are evaluated. We first test and compare with two motion understanding methods that only take motion as inputs, TM2T (Guo et al., 2022b) and MotionGPT (Jiang et al., 2024). TM2T trains language generation from scratch, which explains its poor performance. MotionGPT uses a pre-trained T5 model (Raffel et al., 2020). EgoLM(M2T&T2M) achieves the best performance for the scalability advantage brought by the decoder-only architecture.

Using motion as inputs requires precise motion tracking, which is not always available. So, we explored using sensor inputs instead. We tested two variants: three-points-only (TP2T) and egocentric videos only (V2T). The TP2T variant showed a noticeable drop in performance compared to the motion-only version, as three-points provide limited information about body motion. In contrast, the V2T variant outperformed the motion-only version because egocentric videos capture environmental context relevant to our motion narrations. This highlights the importance of egocentric videos in understanding motion.

We then test our proposed setup of combing three-points and egocentric videos for motion understanding. There are three ways of achieving this setup. The first one is to combine two existing setups: 1) three-points motion tracking and 2) motion-to-text generation (TPV2M + MV2T). The performance of this variant slightly drops compared with MV2T variant, due to error accumulation. The second way is directly training three-points plus egocentric video to text generation (TPV2T) with the proposed multi-modal instruction tuning. It is better than only using egocentric videos or motions. However, it still falls behind MV2T variant for the missing lower body information. To solve that, we propose to also include three-points motion tracking in training to actively establish the connection between three-points and motion narrations. Joint training improves motion understanding from three-points plus egocentric video, which proves the effectiveness of using motion as a bridge between different modalities.

Qualitative Results. We show four examples of motion understanding in Fig. 6. TM2T and MotionGPT use full body motions as inputs. Ours is the full version with three-points and egocentric videos as inputs. TM2T’s language generation part is trained from scratch. Therefore, it often makes mistakes about motions and even generates texts that does not make sense. MotionGPT can generate reasonable descriptions for the motions. In the lower left example, just from the motions, “removing a piece of clothing from the hanger” is a reasonable answer. However, our target motion narration

Table 2: **Quantitative Results of Motion Understanding.** Different input modality combinations are tested. All metrics are higher the better.

Method	Input Modality		Bert↑	Bleu@1↑	Bleu@4↑	RougeL↑
	3pts	Motion Vid.				
TM2T (Guo et al., 2022b)		✓	11.08	40.11	8.99	30.70
MotionGPT (Jiang et al., 2024)		✓	14.09	42.22	10.31	32.33
Ours (M2T&T2M)		✓	15.90	42.68	11.06	33.71
Ours (TP2T)	✓		11.94	41.70	9.85	31.47
Ours (V2T)		✓	16.62	43.03	11.34	33.13
Ours (TPV2M + MV2T)	✓	✓	19.97	45.41	12.81	35.04
Ours (TPV2T)	✓	✓	18.38	44.55	12.12	33.80
Ours (Joint Training)	✓	✓	19.40	45.45	12.72	34.82

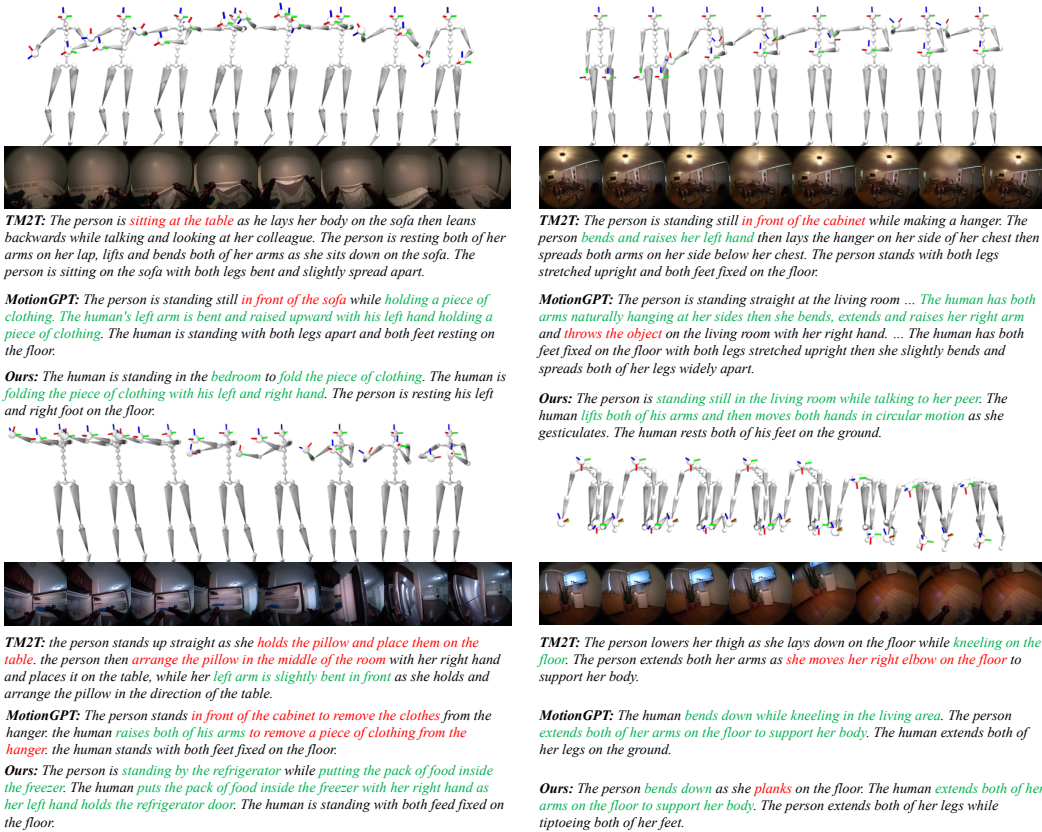


Figure 6: **Qualitative Results of Motion Understanding.** We use green to highlight correct parts and red for mistakes.

is highly related to environments. TM2T and MotionGPT fail to generate correct narrations for the lack of vision signals. For our model, even though we do not directly use motions as inputs, EgoLM jointly model the distributions of different modalities and can generate correct narrations according to different scenarios.

4.4 ABLATION STUDY

Window Size of Motion Tracking. As shown in Tab. 3, we increase the window size for three-points motion tracking from 60 to 120 frames, which brings an improvement of 4.2mm in joint position errors. This is reasonable since increasing the window size brings more contexts, which helps the disambiguation. If we further include egocentric videos in the inputs, the improvement of increasing window size is not as large. Moreover, using 60 frames plus egocentric video shows better performance than only using 120 frames. This indicates that the context of egocentric video might be more effective than increasing window size.

Table 3: Ablation Study on Window Size for Motion Tracking.

Win	Vid	Full	Upper	Lower	J.A.
60		83.88	54.06	148.37	13.31
120		79.61	52.66	138.87	13.01
60	✓	73.38	49.67	124.58	12.48
120	✓	72.76	49.20	123.09	12.52

Table 4: Ablation Study on Reconstruction Results of Motion VQ-VAE. [mm]

PQ	CB	Dim	MPJPE	PA-MPJPE	ACCEL
1	2048	512	51.60	37.55	1.09
2	2048	512	39.63	29.77	0.71
2	16384	256	39.13	29.78	1.08
2	16384	64	34.49	26.83	0.67

Table 5: Ablation on the LM size. Medium: 345M; Large: 1.5B

GPT-2 Size	Medium	Large
Bert↑	18.38	19.56
Bleu@1↑	44.55	44.48
Bleu@4↑	12.12	12.49
RougeL↑	33.80	35.21

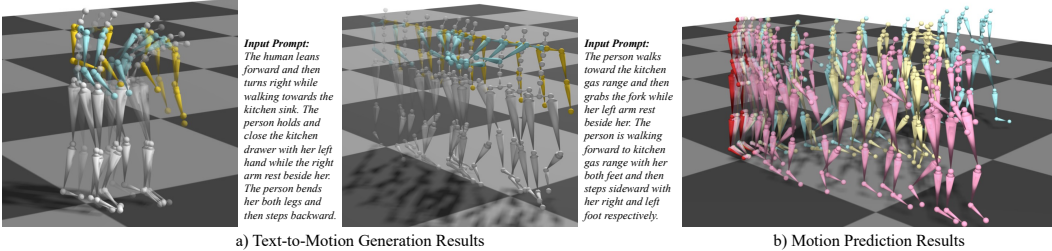


Figure 7: **More Analysis on EgoLM.** a) Qualitative results of text-to-motion generation. b) Qualitative results of motion prediction.

Motion VQ-VAE. Ablation studies on motion VQ-VAE are reported in Tab. 4. “PQ” is the number of codebooks. “CB” is the total number of entries in codebooks. The first two lines shows that large improvements can be achieved by simply using product quantization. Moreover, increasing the number of codes and decreasing code dimensions bring further improvement.

Larger Language Model. We use GPT-2 Medium (345M) to conduct most of our experiments for efficiency. To examine the potential of using larger LM, we train with GPT-2 Large (1.5B) and report performance on TPV2T in Tab. 5. The improved scores suggest EgoLM’s scalability as a versatile framework.

4.5 MORE APPLICATIONS

Text-to-Motion Generation. As part of our joint training, EgoLM is capable of generating motions from texts, as shown in Fig. 7 a). Even with long prompts separately describing upper body and lower body, our model is able to generate motions that match the inputs.

Motion Prediction. As a by-product of the motion pre-training, EgoLM can function as a motion predictor. As shown in Fig. 7 b), given motion prompts (the red skeleton in the left), subsequent motions can be randomly sampled. We show three different samples in different colors.

5 DISCUSSION

We propose EgoLM, a multi-modal language model for egocentric motion tracking and understanding. A three-steps paradigm, including motion tokenization, motion pre-training and multi-modal instruction tuning, is proposed to facilitate the training. In contrast to previous works, the proposed framework unifies the egocentric motion tasks with a language model, and incorporates multi-modal sensor data as context information, which is proven effective for both tasks.

Limitations. Firstly, our motion tokenizer is a VQ-VAE, which carries reconstruction errors. It sets an upper bound for motion tracking. Moreover, for the motion tracking training, the loss is calculated on discrete motion tokens, instead of raw motion representations, which might also harm the performance of motion tracking. Secondly, for motion understanding, since each egocentric video frame is compressed by the CLIP encoder to a one-dimensional vector, it is hard for models to precisely name the object that the person is interacting with. Moreover, as is commonly observed in language models (Ji et al., 2023), EgoLM also suffers from the hallucination problem.

Potential Societal Impact. While contextual AI offers opportunities for efficiency improvement and societal advancement, the collection and analysis of human data could lead to privacy issues for both users and people around.

REFERENCES

- Nov 2022. URL <https://openai.com/blog/chatgpt>.
- Josh Achiam, Steven Adler, Sandhini Agarwal, Lama Ahmad, Ilge Akkaya, Florencia Leoni Aleman, Diogo Almeida, Janko Altenschmidt, Sam Altman, Shyamal Anadkat, et al. Gpt-4 technical report. *arXiv preprint arXiv:2303.08774*, 2023.
- Federica Bogo, Angjoo Kanazawa, Christoph Lassner, Peter Gehler, Javier Romero, and Michael J. Black. Keep it SMPL: Automatic estimation of 3D human pose and shape from a single image. In *Computer Vision – ECCV 2016*, Lecture Notes in Computer Science. Springer International Publishing, October 2016.
- Tom Brown, Benjamin Mann, Nick Ryder, Melanie Subbiah, Jared D Kaplan, Prafulla Dhariwal, Arvind Neelakantan, Pranav Shyam, Girish Sastry, Amanda Askell, et al. Language models are few-shot learners. *Advances in neural information processing systems*, 33:1877–1901, 2020.
- Angela Castillo, Maria Escobar, Guillaume Jeanneret, Albert Pumarola, Pablo Arbeláez, Ali Thabet, and Artsiom Sanakoyeu. Bodiffusion: Diffusing sparse observations for full-body human motion synthesis. *arXiv preprint arXiv:2304.11118*, 2023.
- Yi Chen, Yuying Ge, Yixiao Ge, Mingyu Ding, Bohao Li, Rui Wang, Ruifeng Xu, Ying Shan, and Xihui Liu. Egoplan-bench: Benchmarking egocentric embodied planning with multimodal large language models. *arXiv preprint arXiv:2312.06722*, 2023.
- Dima Damen, Hazel Doughty, Giovanni Maria Farinella, Sanja Fidler, Antonino Furnari, Evangelos Kazakos, Davide Moltisanti, Jonathan Munro, Toby Perrett, Will Price, and Michael Wray. Scaling egocentric vision: The epic-kitchens dataset. In *European Conference on Computer Vision (ECCV)*, 2018.
- Dima Damen, Hazel Doughty, Giovanni Maria Farinella, Sanja Fidler, Antonino Furnari, Evangelos Kazakos, Davide Moltisanti, Jonathan Munro, Toby Perrett, Will Price, and Michael Wray. The epic-kitchens dataset: Collection, challenges and baselines. *IEEE Transactions on Pattern Analysis and Machine Intelligence (TPAMI)*, 43(11):4125–4141, 2021. doi: 10.1109/TPAMI.2020.2991965.
- Dima Damen, Hazel Doughty, Giovanni Maria Farinella, Antonino Furnari, Jian Ma, Evangelos Kazakos, Davide Moltisanti, Jonathan Munro, Toby Perrett, Will Price, and Michael Wray. Rescaling egocentric vision: Collection, pipeline and challenges for epic-kitchens-100. *International Journal of Computer Vision (IJCV)*, 130:33–55, 2022. URL <https://doi.org/10.1007/s11263-021-01531-2>.
- Kanakamedala Deepika, Veeranki Tilekya, Jatroth Mamatha, and T Subetha. Jollity chatbot-a contextual ai assistant. In *2020 Third International Conference on Smart Systems and Inventive Technology (ICSSIT)*, pp. 1196–1200. IEEE, 2020.
- Ana Garcia Del Molino, Cheston Tan, Joo-Hwee Lim, and Ah-Hwee Tan. Summarization of egocentric videos: A comprehensive survey. *IEEE Transactions on Human-Machine Systems*, 47(1): 65–76, 2016.
- Prafulla Dhariwal, Heewoo Jun, Christine Payne, Jong Wook Kim, Alec Radford, and Ilya Sutskever. Jukebox: A generative model for music. *arXiv preprint arXiv:2005.00341*, 2020.
- Yuming Du, Robin Kips, Albert Pumarola, Sebastian Starke, Ali Thabet, and Artsiom Sanakoyeu. Avatars grow legs: Generating smooth human motion from sparse tracking inputs with diffusion model. In *Proceedings of the IEEE/CVF Conference on Computer Vision and Pattern Recognition*, pp. 481–490, 2023.
- Maria Escobar, Laura Daza, Cristina González, Jordi Pont-Tuset, and Pablo Arbeláez. Video swin transformers for egocentric video understanding@ ego4d challenges 2022. *arXiv preprint arXiv:2207.11329*, 2022.

- Kristen Grauman, Andrew Westbury, Eugene Byrne, Zachary Chavis, Antonino Furnari, Rohit Girdhar, Jackson Hamburger, Hao Jiang, Miao Liu, Xingyu Liu, et al. Ego4d: Around the world in 3,000 hours of egocentric video. In *Proceedings of the IEEE/CVF Conference on Computer Vision and Pattern Recognition*, pp. 18995–19012, 2022.
- Chuan Guo, Xinxin Zuo, Sen Wang, Shihao Zou, Qingyao Sun, Annan Deng, Minglun Gong, and Li Cheng. Action2motion: Conditioned generation of 3d human motions. In *Proceedings of the 28th ACM International Conference on Multimedia*, pp. 2021–2029, 2020.
- Chuan Guo, Shihao Zou, Xinxin Zuo, Sen Wang, Wei Ji, Xingyu Li, and Li Cheng. Generating diverse and natural 3d human motions from text. In *Proceedings of the IEEE/CVF Conference on Computer Vision and Pattern Recognition (CVPR)*, pp. 5152–5161, June 2022a.
- Chuan Guo, Xinxin Zuo, Sen Wang, and Li Cheng. Tm2t: Stochastic and tokenized modeling for the reciprocal generation of 3d human motions and texts. In *European Conference on Computer Vision*, pp. 580–597. Springer, 2022b.
- Thorsten Hempel, Ahmed A Abdelrahman, and Ayoub Al-Hamadi. 6d rotation representation for unconstrained head pose estimation. In *2022 IEEE International Conference on Image Processing (ICIP)*, pp. 2496–2500. IEEE, 2022.
- Catalin Ionescu, Dragos Papava, Vlad Olaru, and Cristian Sminchisescu. Human3.6m: Large scale datasets and predictive methods for 3d human sensing in natural environments. *IEEE transactions on pattern analysis and machine intelligence*, 36(7):1325–1339, 2013.
- Herve Jegou, Matthijs Douze, and Cordelia Schmid. Product quantization for nearest neighbor search. *IEEE transactions on pattern analysis and machine intelligence*, 33(1):117–128, 2010.
- Ziwei Ji, Nayeon Lee, Rita Frieske, Tiezheng Yu, Dan Su, Yan Xu, Etsuko Ishii, Ye Jin Bang, Andrea Madotto, and Pascale Fung. Survey of hallucination in natural language generation. *ACM Computing Surveys*, 55(12):1–38, 2023.
- Baoxiong Jia, Ting Lei, Song-Chun Zhu, and Siyuan Huang. Egotaskqa: Understanding human tasks in egocentric videos. *Advances in Neural Information Processing Systems*, 35:3343–3360, 2022.
- Biao Jiang, Xin Chen, Wen Liu, Jingyi Yu, Gang Yu, and Tao Chen. Motiongpt: Human motion as a foreign language. *Advances in Neural Information Processing Systems*, 36, 2024.
- Jiaxi Jiang, Paul Streli, Huajian Qiu, Andreas Fender, Larissa Laich, Patrick Snape, and Christian Holz. Avatarposer: Articulated full-body pose tracking from sparse motion sensing. In *European Conference on Computer Vision*, pp. 443–460. Springer, 2022.
- Jiaxi Jiang, Paul Streli, Manuel Meier, Andreas Fender, and Christian Holz. Egoposer: Robust real-time ego-body pose estimation in large scenes. *arXiv preprint arXiv:2308.06493*, 2023.
- Angjoo Kanazawa, Michael J. Black, David W. Jacobs, and Jitendra Malik. End-to-end recovery of human shape and pose. In *Computer Vision and Pattern Recognition (CVPR)*, 2018.
- Hildegard Kuehne, Hueihan Jhuang, Estíbaliz Garrote, Tomaso Poggio, and Thomas Serre. Hmdb: a large video database for human motion recognition. In *2011 International conference on computer vision*, pp. 2556–2563. IEEE, 2011.
- Jiaman Li, Karen Liu, and Jiajun Wu. Ego-body pose estimation via ego-head pose estimation. In *Proceedings of the IEEE/CVF Conference on Computer Vision and Pattern Recognition*, pp. 17142–17151, 2023.
- Yin Li, Zhefan Ye, and James M Rehg. Delving into egocentric actions. In *Proceedings of the IEEE conference on computer vision and pattern recognition*, pp. 287–295, 2015.
- Chin-Yew Lin. Rouge: A package for automatic evaluation of summaries. In *Text summarization branches out*, pp. 74–81, 2004.

- Haotian Liu, Chunyuan Li, Yuheng Li, and Yong Jae Lee. Improved baselines with visual instruction tuning, 2023a.
- Haotian Liu, Chunyuan Li, Qingyang Wu, and Yong Jae Lee. Visual instruction tuning. In *NeurIPS*, 2023b.
- Matthew Loper, Naureen Mahmood, Javier Romero, Gerard Pons-Moll, and Michael J Black. Smpl: A skinned multi-person linear model. In *Seminal Graphics Papers: Pushing the Boundaries, Volume 2*, pp. 851–866. 2023.
- Thomas Lucas, Fabien Baradel, Philippe Weinzaepfel, and Grégory Rogez. Posegpt: Quantization-based 3d human motion generation and forecasting. In *European Conference on Computer Vision*, pp. 417–435. Springer, 2022.
- Lingni Ma, Yuting Ye, Fangzhou Hong, Vladimir Guzov, Yifeng Jiang, Rowan Postyeni, Luis Pesqueira, Alexander Gamino, Vijay Baiyya, Hyo Jin Kim, et al. Nymeria: A massive collection of multimodal egocentric daily motion in the wild. *arXiv preprint arXiv:2406.09905*, 2024.
- Julieta Martinez, Rayat Hossain, Javier Romero, and James J. Little. A simple yet effective baseline for 3d human pose estimation. In *ICCV*, 2017.
- Nicholas Milef, Shinjiro Sueda, and N Khademi Kalantari. Variational pose prediction with dynamic sample selection from sparse tracking signals. In *Computer Graphics Forum*, volume 42, pp. 359–369. Wiley Online Library, 2023.
- Vimal Mollyn, Riku Arakawa, Mayank Goel, Chris Harrison, and Karan Ahuja. Imuposer: Full-body pose estimation using imus in phones, watches, and earbuds. In *Proceedings of the 2023 CHI Conference on Human Factors in Computing Systems*, pp. 1–12, 2023.
- Tushar Nagarajan, Santhosh Kumar Ramakrishnan, Ruta Desai, James Hillis, and Kristen Grauman. Egoenv: Human-centric environment representations from egocentric video. *Advances in Neural Information Processing Systems*, 36, 2024.
- Aaron van den Oord, Oriol Vinyals, and Koray Kavukcuoglu. Neural discrete representation learning. *arXiv preprint arXiv:1711.00937*, 2017.
- Kishore Papineni, Salim Roukos, Todd Ward, and Wei-Jing Zhu. Bleu: a method for automatic evaluation of machine translation. In *Proceedings of the 40th annual meeting of the Association for Computational Linguistics*, pp. 311–318, 2002.
- Dario Pavllo, Christoph Feichtenhofer, David Grangier, and Michael Auli. 3d human pose estimation in video with temporal convolutions and semi-supervised training. In *Conference on Computer Vision and Pattern Recognition (CVPR)*, 2019.
- Mathis Petrovich, Michael J Black, and Gül Varol. Action-conditioned 3d human motion synthesis with transformer vae. In *Proceedings of the IEEE/CVF International Conference on Computer Vision*, pp. 10985–10995, 2021.
- Chiara Plizzari, Gabriele Goletto, Antonino Furnari, Siddhant Bansal, Francesco Ragusa, Giovanni Maria Farinella, Dima Damen, and Tatiana Tommasi. An outlook into the future of egocentric vision. *arXiv preprint arXiv:2308.07123*, 2023.
- Jose Luis Ponton, Haoran Yun, Andreas Aristidou, Carlos Andujar, and Nuria Pelechano. Sparseposer: Real-time full-body motion reconstruction from sparse data. *ACM Transactions on Graphics*, 43(1):1–14, 2023.
- Abhinanda R. Punnakkal, Arjun Chandrasekaran, Nikos Athanasiou, Alejandra Quiros-Ramirez, and Michael J. Black. BABEL: Bodies, action and behavior with english labels. In *Proceedings IEEE/CVF Conf. on Computer Vision and Pattern Recognition (CVPR)*, pp. 722–731, June 2021.
- Alec Radford, Jeffrey Wu, Rewon Child, David Luan, Dario Amodei, Ilya Sutskever, et al. Language models are unsupervised multitask learners. *OpenAI blog*, 1(8):9, 2019.

- Alec Radford, Jong Wook Kim, Chris Hallacy, Aditya Ramesh, Gabriel Goh, Sandhini Agarwal, Girish Sastry, Amanda Askell, Pamela Mishkin, Jack Clark, et al. Learning transferable visual models from natural language supervision. In *International conference on machine learning*, pp. 8748–8763. PMLR, 2021.
- Colin Raffel, Noam Shazeer, Adam Roberts, Katherine Lee, Sharan Narang, Michael Matena, Yanqi Zhou, Wei Li, and Peter J Liu. Exploring the limits of transfer learning with a unified text-to-text transformer. *The Journal of Machine Learning Research*, 21(1):5485–5551, 2020.
- Ivan Rodin, Antonino Furnari, Dimitrios Mavroeidis, and Giovanni Maria Farinella. Predicting the future from first person (egocentric) vision: A survey. *Computer Vision and Image Understanding*, 211:103252, 2021.
- Daniel Roetenberg, Henk Luinge, and Per Slycke. Xsens mvn: Full 6dof human motion tracking using miniature inertial sensors. *Xsens Motion Technol. BV Tech. Rep.*, 3, 01 2009.
- Kiran Somasundaram, Jing Dong, Huixuan Tang, Julian Straub, Mingfei Yan, Michael Goesele, Jakob Julian Engel, Renzo De Nardi, and Richard Newcombe. Project aria: A new tool for egocentric multi-modal ai research. *arXiv preprint arXiv:2308.13561*, 2023.
- Khurram Soomro, Amir Roshan Zamir, and Mubarak Shah. Ucf101: A dataset of 101 human actions classes from videos in the wild. *arXiv preprint arXiv:1212.0402*, 2012.
- Shuhan Tan, Tushar Nagarajan, and Kristen Grauman. Egodistill: Egocentric head motion distillation for efficient video understanding. *Advances in Neural Information Processing Systems*, 36, 2024.
- Guy Tevet, Sigal Raab, Brian Gordon, Yonatan Shafir, Daniel Cohen-Or, and Amit H Bermano. Human motion diffusion model. *arXiv preprint arXiv:2209.14916*, 2022.
- Alexander Toshev and Christian Szegedy. Deeppose: Human pose estimation via deep neural networks. In *Proceedings of the IEEE conference on computer vision and pattern recognition*, pp. 1653–1660, 2014.
- Hugo Touvron, Thibaut Lavril, Gautier Izacard, Xavier Martinet, Marie-Anne Lachaux, Timothée Lacroix, Baptiste Rozière, Naman Goyal, Eric Hambro, Faisal Azhar, et al. Llama: Open and efficient foundation language models. *arXiv preprint arXiv:2302.13971*, 2023a.
- Hugo Touvron, Louis Martin, Kevin Stone, Peter Albert, Amjad Almahairi, Yasmine Babaei, Nikolay Bashlykov, Soumya Batra, Prajjwal Bhargava, Shruti Bhosale, et al. Llama 2: Open foundation and fine-tuned chat models. *arXiv preprint arXiv:2307.09288*, 2023b.
- Du Tran, Lubomir Bourdev, Rob Fergus, Lorenzo Torresani, and Manohar Paluri. Learning spatiotemporal features with 3d convolutional networks. In *Proceedings of the IEEE International Conference on Computer Vision (ICCV)*, December 2015.
- Ashish Vaswani, Noam Shazeer, Niki Parmar, Jakob Uszkoreit, Llion Jones, Aidan N Gomez, Łukasz Kaiser, and Illia Polosukhin. Attention is all you need. *Advances in neural information processing systems*, 30, 2017.
- Tom Vercauteren, Mathias Unberath, Nicolas Padoy, and Nassir Navab. Cai4cai: the rise of contextual artificial intelligence in computer-assisted interventions. *Proceedings of the IEEE*, 108(1): 198–214, 2019.
- Limin Wang, Yuanjun Xiong, Zhe Wang, Yu Qiao, Dahua Lin, Xiaoou Tang, and Luc Van Gool. Temporal segment networks: Towards good practices for deep action recognition. In *European conference on computer vision*, pp. 20–36. Springer, 2016.
- Jilan Xu, Yifei Huang, Junlin Hou, Guo Chen, Yuejie Zhang, Rui Feng, and Weidi Xie. Retrieval-augmented egocentric video captioning. *arXiv preprint arXiv:2401.00789*, 2024.
- Zihui Xue, Yale Song, Kristen Grauman, and Lorenzo Torresani. Egocentric video task translation. In *Proceedings of the IEEE/CVF Conference on Computer Vision and Pattern Recognition*, pp. 2310–2320, 2023.

- Sijie Yan, Yuanjun Xiong, and Dahua Lin. Spatial temporal graph convolutional networks for skeleton-based action recognition. In *Proceedings of the AAAI conference on artificial intelligence*, volume 32, 2018.
- Xinyu Yi, Yuxiao Zhou, Marc Habermann, Vladislav Golyanik, Shaohua Pan, Christian Theobalt, and Feng Xu. EgoLocate: Real-time motion capture, localization, and mapping with sparse body-mounted sensors. *arXiv preprint arXiv:2305.01599*, 2023.
- Ryo Yonetani, Kris M Kitani, and Yoichi Sato. Recognizing micro-actions and reactions from paired egocentric videos. In *Proceedings of the IEEE Conference on Computer Vision and Pattern Recognition*, pp. 2629–2638, 2016.
- Hang Zhang, Xin Li, and Lidong Bing. Video-llama: An instruction-tuned audio-visual language model for video understanding. *arXiv preprint arXiv:2306.02858*, 2023a.
- Jianrong Zhang, Yangsong Zhang, Xiaodong Cun, Shaoli Huang, Yong Zhang, Hongwei Zhao, Hongtao Lu, and Xi Shen. T2m-gpt: Generating human motion from textual descriptions with discrete representations. *arXiv preprint arXiv:2301.06052*, 2023b.
- Mingyuan Zhang, Zhongang Cai, Liang Pan, Fangzhou Hong, Xinying Guo, Lei Yang, and Ziwei Liu. Motiondiffuse: Text-driven human motion generation with diffusion model. *IEEE Transactions on Pattern Analysis and Machine Intelligence*, 2024.
- Tianyi Zhang, Varsha Kishore, Felix Wu, Kilian Q Weinberger, and Yoav Artzi. BertScore: Evaluating text generation with bert. *arXiv preprint arXiv:1904.09675*, 2019.
- Yaqi Zhang, Di Huang, Bin Liu, Shixiang Tang, Yan Lu, Lu Chen, Lei Bai, Qi Chu, Nenghai Yu, and Wanli Ouyang. Motiongpt: Finetuned llms are general-purpose motion generators. *arXiv preprint arXiv:2306.10900*, 2023c.
- Lianmin Zheng, Wei-Lin Chiang, Ying Sheng, Siyuan Zhuang, Zhanghao Wu, Yonghao Zhuang, Zi Lin, Zhuohan Li, Dacheng Li, Eric P Xing, Hao Zhang, Joseph E. Gonzalez, and Ion Stoica. Judging llm-as-a-judge with mt-bench and chatbot arena, 2023.
- Zixiang Zhou, Yu Wan, and Baoyuan Wang. Avatargpt: All-in-one framework for motion understanding, planning, generation and beyond. *arXiv preprint arXiv:2311.16468*, 2023.

SUPPLEMENTARY

We provide more implementation details (Sec. A) and qualitative results (Sec. B) in this supplementary material. To better showcase our results, We also provide videos in our project page <https://hongfz16.github.io/projects/EgoLM>.

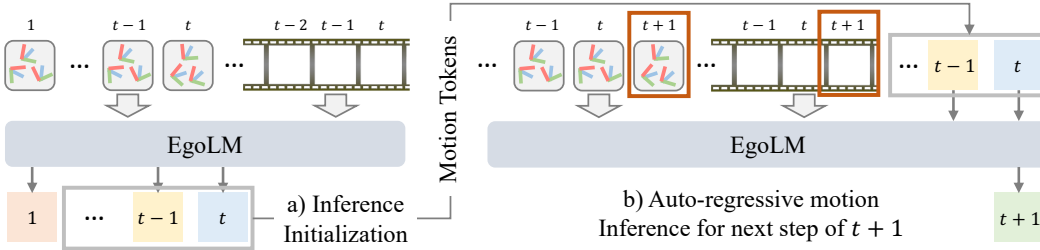


Figure 8: **Online Motion Tracking Inference.** For the new time step of $t + 1$ with new data coming in, last motion tokens are combined with the new input tokens to decode the next motion token $t + 1$.

A IMPLEMENTATION DETAILS

A.1 AUTO-REGRESSIVE INFERENCE FOR MOTION TRACKING

At inference time, motion understanding is the same as the language model inference. For motion tracking, it usually requires online inference over a long period. With a language model, which is an auto-regressive model, it is straight-forward to perform online motion tracking. As shown in Fig. 8, firstly, an initialization over the first t frames of data is required. When the new data frame $t + 1$ comes in, the input conditions are updated accordingly. Then, it is not necessary to predict all the motion tokens from frame 2 to frame $t + 1$. We take the previously generated motion tokens from frame 2 to frame t as inputs and prompt the network to generate one more token for frame $t + 1$.

A.2 EVALUATION METRICS

For motion tracking, we use joint position errors and joint angle errors to evaluate the performance. Specifically, for the joint position errors, we first align ground truth skeletons and generated skeletons by the head positions only by translation. Then full body, upper body and lower body joint position errors are calculated separately. Joint angle errors are calculated on full body and root joints. For the evaluation of motion VQ-VAE in main paper Tab. 4, we apply widely adopted metrics for motion regression, *i.e.*, Mean Per-Joint Position Error (MPJPE) (Ionescu et al., 2013), Procrustes-Aligned (PA-)MPJPE (Kanazawa et al., 2018), and joint position acceleration (ACCL) error. For the motion understanding, we use standard NLP metrics, please kindly refer to corresponding papers for more details.

B MORE QUALITATIVE RESULTS

B.1 THREE-POINTS MOTION TRACKING

We show four more visual examples of three-points motion tracking in Fig. 9, Fig. 10 and Fig. 11. AvatarPoser (Jiang et al., 2022) and BoDiffusion (Castillo et al., 2023) are solid baselines that perform well on easy walking cases, *e.g.*, upper example in Fig. 10. For the workout sequence, *i.e.*, lower example in Fig. 11, even only given three points of upper body, the distribution of lower body motion can be collapsed and generate reasonable motions that matches the ground truth. In Fig. 11, we demonstrate the effectiveness of including egocentric videos as inputs. Without any environment context, AvatarPoser and BoDiffusion often fail to distinguish standing and sitting down. We do not assume the knowledge of the head height over the floor, meaning that the three-points positions are normalized to the local coordinates of the first frame. Therefore, it is hard for baseline methods to disambiguate certain scenarios. We propose to introduce contexts using egocentric videos, which contains rich information about the environment and how the person is interacting with it. There-

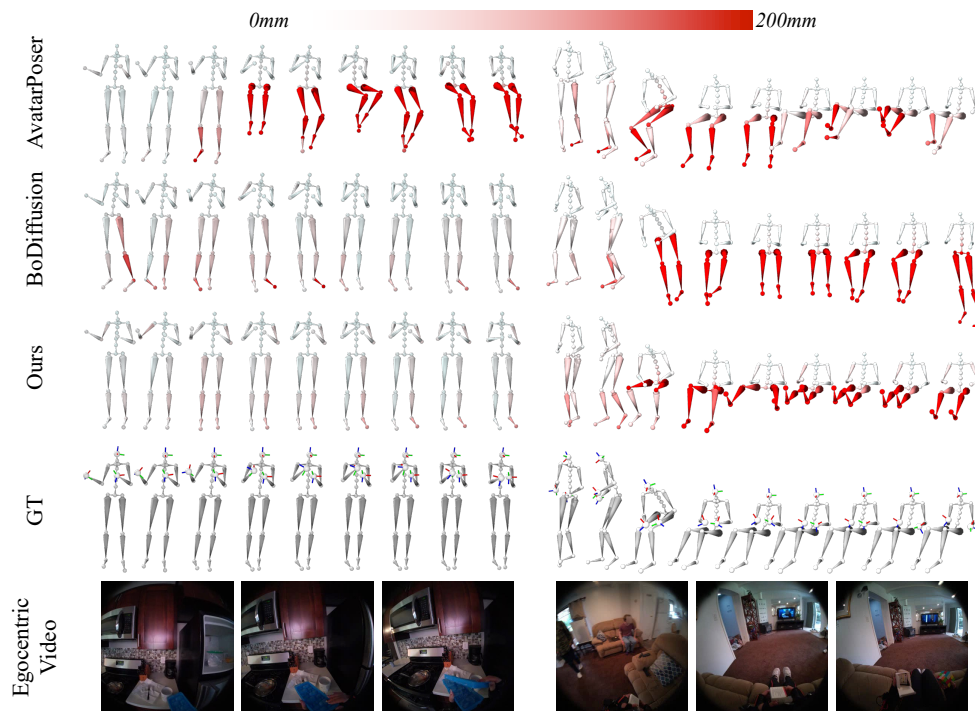


Figure 9: **Qualitative Results of Three-Points Motion Tracking.** Skeletons are color-coded by joint position errors.

fore, our model can generate the most accurate motions by utilizing these information. For more visualization of three-points motion tracking, please kindly refer to our supplementary videos.

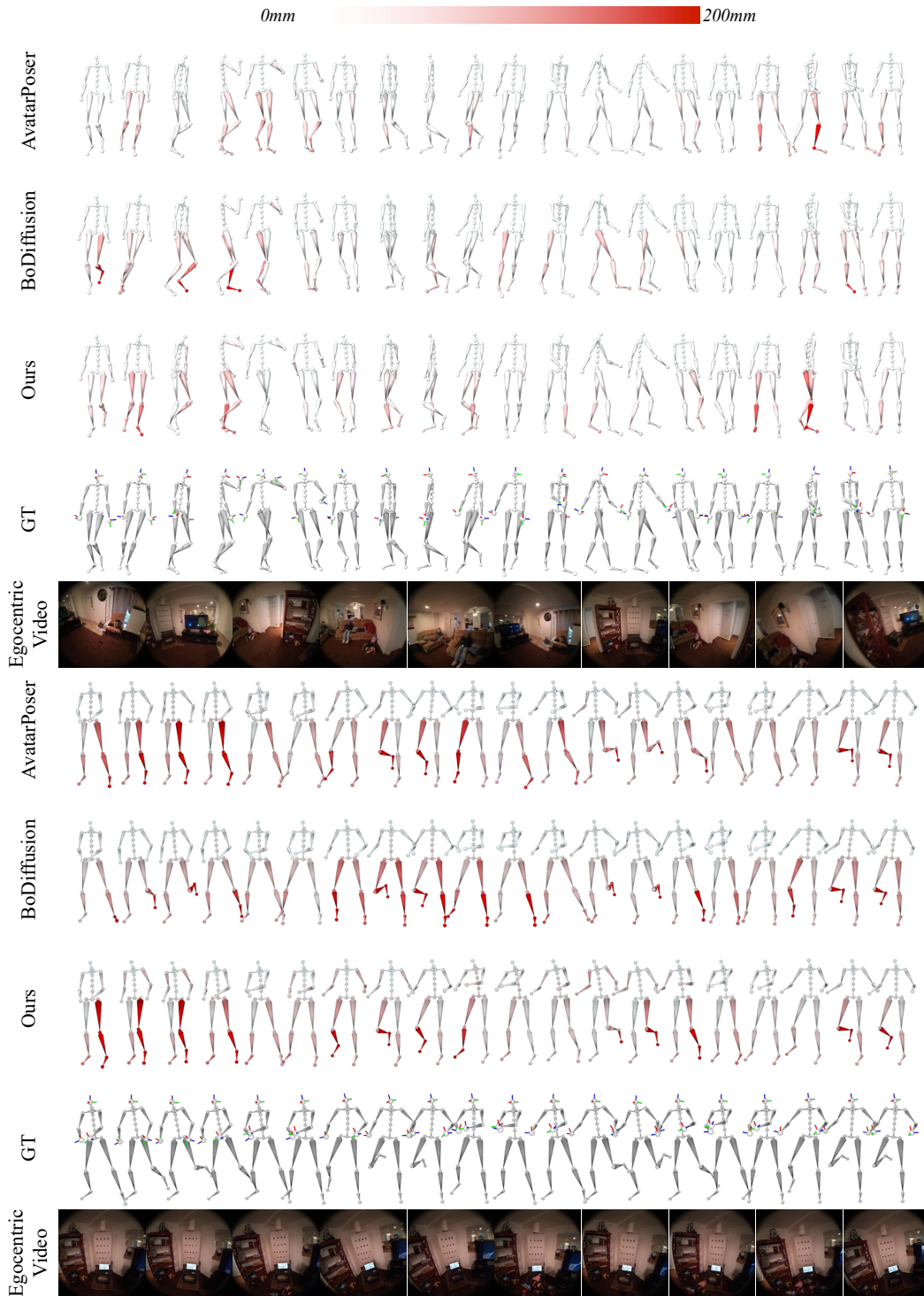


Figure 10: **Qualitative Results of Three-Points Motion Tracking.** Skeletons are color-coded by joint position errors.

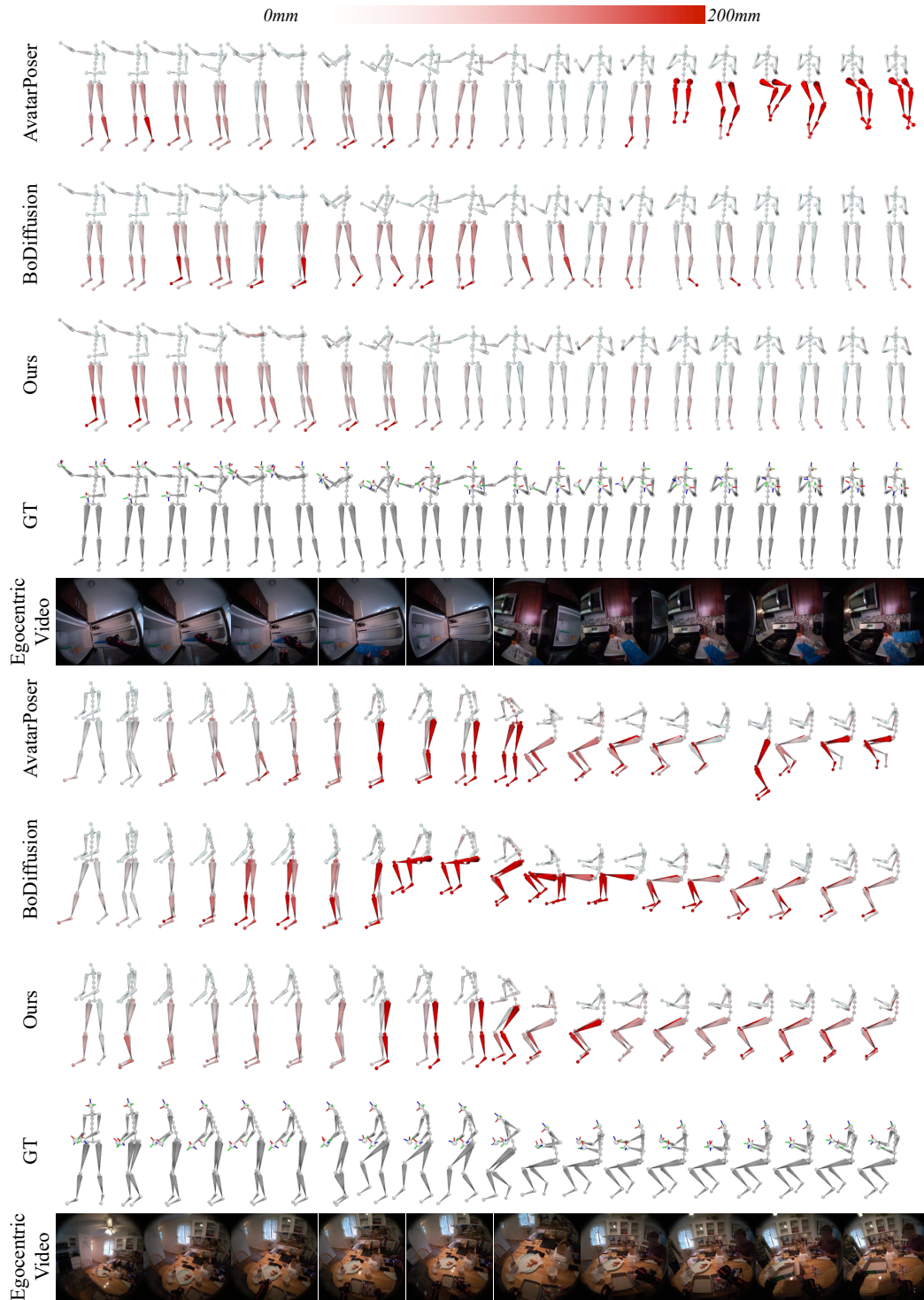


Figure 11: **Qualitative Results of Three-Points Motion Tracking.** Skeletons are color-coded by joint position errors.



Figure 12: **Qualitative Results of One-Point Motion Tracking.** Skeletons are color-coded by joint position errors.

B.2 ONE-POINT MOTION TRACKING

We show four more examples of one-point motion tracking in Fig. 12 and Fig. 13. The introduction of egocentric videos has two advantages. Firstly, similar to the case in three-points body tracking, the environment contexts in egocentric videos can disambiguate cases like standing and sitting. Secondly, specifically for one-point motion tracking, egocentric videos provide clues of hand positions. As shown in all four examples, when the person raises the arms in front of the body, hands would be visible in the egocentric videos, which helps the hand position tracking. Admittedly, high-level semantic information provided by CLIP (Radford et al., 2021) encoders cannot accurately track hand positions. Therefore, as shown in the lower example in Fig. 12, our method correctly generates arms moving in the air, but lacks accuracy. For more visual examples of one-point motion tracking, please kindly refer to our supplementary video.

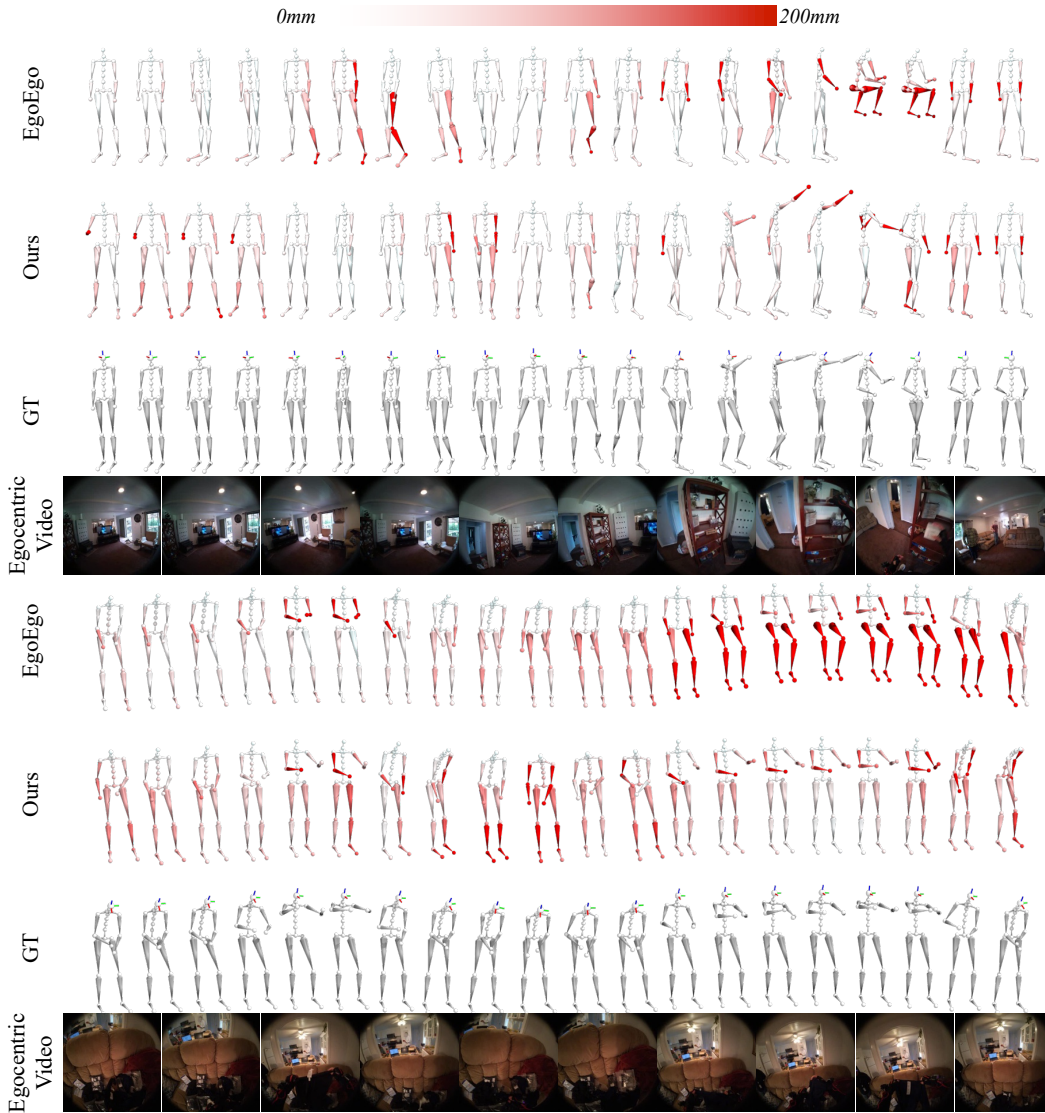


Figure 13: **Qualitative Results of One-Point Motion Tracking.** Skeletons are color-coded by joint position errors.



Figure 14: **Three Random Samples of One-Point Motion Tracking with Egocentric Videos as Inputs.** Since we use language models as our backbone, EgoLM has the ability to randomly sample outputs given the same inputs. Egocentric videos provide strong clues for hand positions, leading to less diversity as shown in the highlighted areas.

B.2.1 MULTIPLE SAMPLES.

Note that EgoLM is essentially a generative model. Therefore, our model is capable of generating different samples with the same inputs. In Fig. 14, we show three random samplings on the same input one-point and egocentric video. When hands are not visible in the frame, *i.e.*, the left highlighted frame, hand positions are not constrained, and therefore shows high diversity across different samples. For the other highlighted frames, hands are visible in the egocentric videos, which helps to collapse the distribution of possible positions of hands. But as discussed above, our way of encoding egocentric videos cannot accurately track the hand positions. Therefore, our model also shows some diversity of hand positions in these cases.

To further demonstrate the diversity of our model, we also show three random samples from our one-point motion tracking model that does not take egocentric videos as inputs in Fig. 15. Lack of any indication of the hand positions, the upper body generation is even less constrained than that of the lower body and shows high diversity across three samples.




Figure 15: **Three Random Samples of One-Point Motion Tracking without Egocentric Videos as Inputs.** With only head poses as inputs, the generation of full body motion, especially upper body motions, is less constrained.



Figure 16: **Qualitative Results of Motion Understanding.** We use green to highlight correct parts in the answers while red for wrong ones.

B.3 MOTION UNDERSTANDING

We show eight more examples of motion understanding in Fig. 16 and Fig. 17. Similar to the main paper, we use green to highlight correct parts in the answers and red for wrong answers. Similar to the observation made in the main paper, even though TM2T (Guo et al., 2022b) and MotionGPT (Jiang et al., 2024) have access to the full body motion, the generated narrations are reasonable but completely wrong if consider the environment context. For example, in the upper right example in Fig. 17, given the simple walking sequence, both TM2T and MotionGPT can correctly understanding that the person is walking forward. But they all give the wrong answers about the places the person is walking in. Thanks to the egocentric videos, our model successfully produces the correct description as “walking towards the beds”.




Figure 17: **Qualitative Results of Motion Understanding.** We use green to highlight correct parts in the answers while red for wrong ones.




Figure 18: **Qualitative Results of Motion Prediction.** The first skeletons in red are input motion prompts. The following motions are randomly sampled auto-regressively from our motion pre-training network.

B.4 MOTION PREDICTION

As a by-product of the second stage of our training pipeline, motion pre-training, we build a motion prediction network. Given leading motions as the prompts, our model is capable of auto-regressively sample motions that complete the motion prompts. As shown in Fig. 18, the first three samples show three different samples given the same motion prompt. We can increase the intensity of the generated motions by increasing the temperature. The last three samples show three random samples given various motion prompts, *e.g.*, bending forward, sitting down and standing.