

# One-Shot Learning for Pose-Guided Person Image Synthesis in the Wild

Dongqi Fan<sup>1</sup> Tao Chen<sup>2</sup> Mingjie Wang<sup>3</sup> Rui Ma<sup>4</sup> Qiang Tang<sup>5</sup>  
Zili Yi<sup>6</sup> Qian Wang<sup>7</sup> Liang Chang<sup>1</sup>

<sup>1</sup>University of Electronic Science and Technology of China

<sup>2</sup>China Mobile Zijin (Jiangsu) Innovation Research Institute Co., Ltd

<sup>3</sup>Zhejiang Sci-Tech University <sup>4</sup>Jilin University <sup>5</sup>Huawei Canada

<sup>6</sup>Nanjing University <sup>7</sup>China Mobile Research Institute




Figure 1. Visual comparisons across three different image domains show that OnePoseTrans delivers comparable results to CFLD and PCDMs on the DeepFashion dataset, while achieving the best visual quality on the WPose dataset. Additionally, OnePoseTrans demonstrates strong generalization ability in-the-wild scenarios.

## Abstract

Current Pose-Guided Person Image Synthesis (PGPIS) methods depend heavily on large amounts of labeled triplet data to train the generator in a supervised manner. How-

ever, they often falter when applied to in-the-wild samples, primarily due to the distribution gap between the training datasets and real-world test samples. While some researchers aim to enhance model generalizability through sophisticated training procedures, advanced architectures,




Figure 2. Existing methods that are trained on the DeepFashion dataset often exhibit varying degrees of overfitting, despite Unihuman utilizing datasets  $\sim 10$  times larger than DeepFashion as an additional training dataset. To align with the target image, (row 1) the generated image selectively omits the coat, sunglasses, and other items, (row 2) the background of the generated image alters the background of the source image, (row 3) given only a set of clothing, the model can accurately infer the appearance of a person with their back turned, and (row 4) the model can accurately deduce the clothing.

or by creating more diverse datasets, we adopt the test-time fine-tuning paradigm to customize a pre-trained Text2Image (T2I) model. However, naively applying test-time tuning results in inconsistencies in facial identities and appearance attributes. To address this, we introduce a Visual Consistency Module (VCM), which enhances appearance consistency by combining the face, text, and image embedding. Our approach, named OnePoseTrans, requires only a single source image to generate high-quality pose transfer results, offering greater stability than state-of-the-art data-driven methods. For each test case, OnePoseTrans customizes a model in around 48 seconds with an NVIDIA V100 GPU. Code is available at: <https://github.com/Dongqi-Fan/OnePoseTrans>

## 1. Introduction

Pose-Guided Person Image Synthesis (PGPIS) aims to modify a person’s pose in a source image while maintaining the details of both the individual and the background. This task poses a formidable challenge: (1) It inherently involves inpainting, as the model must realistically synthesize portions of the background that might be occluded in the source image; (2) Accurately synthesizing the intricate details and diverse materials of clothing, pants, jewelry, and

other accessories, often small and complex in shape, adds significant complexity to the synthesis process; (3) Humans are acutely sensitive to the nuances of the synthesized real-world human image (as opposed to styles such as anime or oil painting). Even subtle imperfections in hairstyle or face shape can lead to a jarring and negative user experience.

Most previous approaches [1, 5, 8, 11, 13, 16, 25, 26] rely on a data-driven supervised learning paradigm using the DeepFashion [10] dataset. However, when the test images deviate from the distribution of the training data, artifacts start to appear (See results of WPose and Wild domains in Fig. 1). Even if the test images align with the distribution of the training dataset, some unreasonable phenomena still arise (Fig. 2). Despite variations in model architecture, the generalizability remains limited due to the lack of diversity in both person and pose in the DeepFashion dataset, which is captured under the controlled studio environments (Examples are shown in Fig. 3).

To address the overfitting problem, Unihuman [8] introduces the LH-400K dataset, comprising high-quality single-human images selected from LAION-400M [15], with a dataset size 10 times larger than previous collections. Despite these enhancements in diversity and scale, Unihuman’s generalizability remains limited when applied to in-the-wild test cases. Another approach [11] seeks to re-



Figure 3. The presence of duplicate persons and clothing items and the limited diversity of the studio background within DeepFashion pose a significant challenge for data-driven supervised training.

duce overfitting by introducing a novel Coarse-to-Fine Latent Diffusion method for PGPIS, which employs a progressive training paradigm to decouple the pose and appearance information controls in different stages. However, it does not yield improvements in generalizability, largely due to severe dataset biases.

Unlike previous studies, we adopt a test-time tuning paradigm. Instead of training a model with massive datasets and applying it universally to all test cases, we propose tuning a model individually for each person image. To achieve this, we first use a pre-trained pose-to-image ControlNet [24] as the control model, which allows the T2I model to be conditioned on a pose image. Then we introduce a novel Visual Consistency Module (VCM) to guarantee the visual attributes consistency, including facial identities, clothing, hairstyle, and accessories. Specifically, we employ a Multi-modal Large Language Model (MLLM) to generate textual descriptions of the source person. Next, we incorporate facial style embedding to be integrated into the textual tokens via token replacement. In addition, we segment the source person, encode it into embeddings, and inject these embeddings into the two cross-attention blocks of the UNet.

As the result, OnePoseTrans can successfully customize the base T2I model using only a single source image. Once customized, our model effectively transfers novel poses to the person of interest shown in the source image. The one-shot fine-tuning takes approximately 48 seconds using a single V100 GPU. In summary, our contributions include the following: First, we successfully apply the test-time tuning paradigm to the task of PGPIS; Second, we introduce a novel Visual Consistency Module (VCM) within the model, enhancing the visual consistency of source images. While our one-shot tuning method requires additional fine-tuning

time for each person image, it significantly improves generalizability across multiple image domains, particularly for in-the-wild images, as demonstrated by both qualitative and quantitative evaluations.

## 2. Related Work

### 2.1. Pose-Guided Person Image Synthesis

To the best of our knowledge, existing diffusion-based approaches for PGPIS can be broadly categorized as supervised learning methods. Because they rely on providing the target image as an additional condition to the U-Net, alongside pose information, to predict the noise for image generation. While these methods differ in their utilization of pose information (e.g., Unihuman [8] and PoCoLD [5] employ dense pose, while CFLD [11] and PIDM [1] use both open pose images and key points), they share this fundamental reliance on target images during training. This paradigm, however, can lead to overfitting, especially when training data is small and lacks diversity. Consequently, an overfitted model trained on such a dataset might simply “predict” the target image instead of performing image synthesis based on the provided pose. To overcome this limitation, we propose a novel one-shot learning paradigm.

### 2.2. Personalizing Generation

Personalized generation [4, 20], also known as subject-driven generation [2, 3, 14], empowers users to customize image synthesis by providing reference images that embody a desired “concept.” This concept, which could be an object, animal, style, human face, or any other visual theme, is learned by the model and used to generate new images that adhere to the concept while involving variations guided by



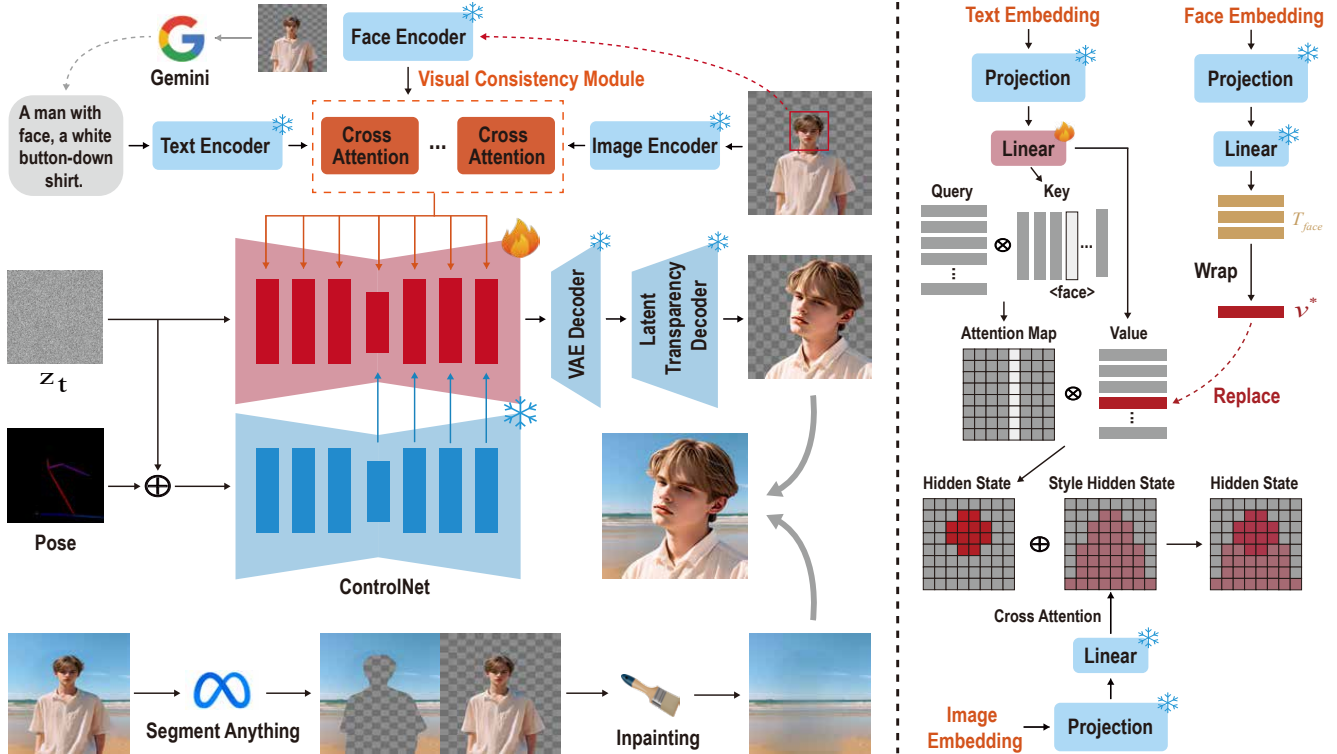


Figure 4. (Left) The OnePoseTrans pipeline. During the one-shot tuning stage, only the T2I model, and a portion of the Visual Consistency Module (VCM) are trainable. (Right) The details of the VCM. Note that the  $\langle \text{face} \rangle$  token replacement is applied exclusively to the value token, without modifying the key and query tokens.

textual prompts. However, accurately capturing and synthesizing a concept from limited reference images, particularly in few-shot, one-shot, or even zero-shot learning scenarios, poses a significant challenge. This difficulty is further amplified when dealing with concepts characterized by complex textures, intricate patterns, or abstract styles. PGPIS can be viewed as a type of personalized generation. However, as discussed in the Sec. 1, it presents more challenges.

### 3. Method

#### 3.1. One-Shot Learning

We leverage the Stable Diffusion XL (SDXL) [12] model as our base T2I model, capitalizing on its extensive training on large-scale datasets and its wealth of knowledge. Gemini [17] is utilized to obtain textual descriptions of the source person’s appearance. This description encompasses key features such as clothing and accessories, for instance: “A woman with face, a white t-shirt, blue jeans, and a delicate necklace.” To eliminate background influence, we employ the Segment Anything model [7] to segment out the person as foreground. We then use this segmented foreground, along with the text embedding encoded from the description to efficiently fine-tune SDXL through the LoRA

[6] technique:

$$\mathcal{L} = \mathbb{E}_{z_t, t, I_{source}, P_{text}, \epsilon \sim \mathcal{N}(0,1)} \|\epsilon - \epsilon_\theta(z_t, t, I_{source}, P_{text})\|_2^2 \quad (1)$$

Where  $t$  is the timestep,  $z_t$  is the random Gaussian noise,  $I_{source}$  is the foreground person,  $P_{text}$  is the given text and  $\epsilon$  represent latent noise at timestep  $t$ .  $\epsilon_\theta$  represents U-Net in SDXL, which receive  $z_t, t, I_{source}, P_{text}$  and output predicted noise  $\hat{\epsilon}$ .

#### 3.2. Pose-Guided Person Image Synthesis

After one-shot training ends, the whole VCM, ControlNet [24], VAE Decoder, and Latent Transparency Decoder [23] are incorporated to perform PGPIS. The Latent Transparency Decoder guarantees that the output is an RGBA image. A single step in the diffusion process can be represented as:

$$\epsilon_\theta(z_t, t, I_{pose}, I_{source}, P_{text}, P_{face}) \rightarrow \hat{\epsilon} \quad (2)$$

Where  $I_{pose}$  and  $P_{face}$  represent the pose image and face embedding encoded from the source image. The tuned T2I model processes  $z_t, t, P_{text}, I_{source}, I_{pose}$  and  $P_{face}$  as inputs, producing the new foreground after  $t$  timesteps. Specifically, the diffusion process in OnePoseTrans in-



Figure 5. Visual comparisons with state-of-the-art models on the DeepFashion dataset. Our OnePoseTrans achieves comparable visual results to these models.




Figure 6. Visual comparisons with state-of-the-art models on the WPose dataset. Our OnePoseTrans achieves best visual quality.

volves style injection, LoRA weight injection, and layer-diffuse weight injection, which are elaborated as below.

### 3.2.1 Style Injection

While the IP-Adapter [22] introduces additional cross-attention blocks within the U-Net to achieve style injection by adding computed style hidden states, InstantStyle [18] observes that different attention layers capture style information differently. Specifically, they find `up.blocks.0.attentions.1` capture style and `down.blocks.2.attentions.1` capture spatial layout. However, our analysis arrives at two different insights: (1) `up.blocks.0.attentions.0` also contributes to style capture; (2) the presence of other attention layers will harm the PG-

PIS. Therefore, in our VCM, we exclusively use image embedding and style hidden states in `up.blocks.0.attentions.0` and `up.blocks.0.attentions.1`.

### 3.2.2 Weight Injection

*LoRA Weight Injection:* We further explore the influence of LoRA’s weight injection on the various attention blocks. Our experiment reveals that only `up.blocks.0.attentions.1` significantly contributes to PGPIS, while the remaining attention blocks are beneficial only when the injection intensity is low. Therefore, we set the scale of `up.blocks.0.attentions.1` to 1 and the scale of the other attention blocks to 0.2. *LayerDiffuse Weight Injection:* LayerDiffuse [23] is a method that enables large-scale pre-




Figure 7. Visual comparisons between OnePose and Unihuman [8] in the wild.

trained latent diffusion models to generate transparent images. LayerDiffuse has a trained plug-and-play weight offset and a Latent Transparency Decoder. Assuming the original weight of the base diffusion model is  $w$  and the weight offset  $w'$ , the new weight of the model can be expressed as  $w = w + w'$ .

### 3.2.3 Fine-Grained Identity-Preserving

Face identity-preserving generation aims to ensure the generated face accurately reflects the identity of a face provided in user-specified images. Recently, there have been many excellent works in this area. For instance, FasteComposer [21] and PhotoMaker [9] wrap the ID embeddings of reference images into special words within the text prompt, such as 'woman' or 'man'. On the other hand, InstantID [19], similar to IP-Adapter-Face [22], integrates the hidden states of facial styles with the hidden states of cross-attention to achieve personalized generation. However, existing methods often struggle with preserving face consistency in PG-PIS. This issue arises because facial features, acting as a stylistic element, can clash with other concurrent styles.

To overcome this challenge, we propose a novel fine-grained identity-preserving method that focuses on editing the facial region while minimizing interference with other

stylistic elements. Our approach begins with extracting a source face embedding using a face detection model<sup>1</sup>. As illustrated in Fig.4 right, this embedding is then processed using a pre-trained face Projection and Linear module borrowed from the InstantID [19]. This process yields face tokens  $T_{face}$  which are then wrapped into a single token  $v^*$  and used to replace the corresponding  $\langle face \rangle$  token in the value:

$$T_{face} = (T_1 \dots T_N) = Linear(Projection(P_{face})) \quad (3)$$

$$v^* = s \cdot \sum_{i=1}^N softmax(T_{face})^{(i)} T_{face}^{(i)} \quad (4)$$

Where  $s$  is the fixed control constant, the higher  $s$  is, the greater the editing intensity. In this paper, we fixed  $s$  to 4.

### 3.3. Consistency in Foreground and Background

The synthesized foreground images generated by OnePose-Trans occasionally exhibit inconsistencies in color and brightness when compared to the background of the source images. To mitigate this issue, we introduce a refining

<sup>1</sup><https://github.com/deepinsight/insightface>



Table 1. Quantitative comparison of OnePoseTrans with other state-of-the-art models on the DeepFashion (top) and WPose (bottom) datasets. There’s a significant performance gap on DeepFashion, which can be largely attributed to severe overfitting issues in some existing data-driven methods.

Dataset	Method	PSNR $\uparrow$	SSIM $\uparrow$	LPIPS $\downarrow$	DINO $\uparrow$
DeepFashion [10]	Unihuman [8]	13.31	0.5865	0.3365	0.9434
	CFLD [11]	17.65	<b>0.7104</b>	0.2040	0.9731
	PCDMs [16]	<b>17.81</b>	0.7022	<b>0.1982</b>	0.9720
	PIDM [1]	17.15	0.6904	0.2048	<b>0.9754</b>
	CASD [26]	17.36	0.7018	0.2222	0.9598
	NTED [13]	17.33	0.6933	0.2207	0.9585
	DPTN [25]	17.36	0.6837	0.2089	0.9490
	<b>OnePose</b>	13.20	0.5998	0.3119	0.9421
	<b>OnePose <math>\dagger</math></b>	13.57	0.6053	0.3066	0.9476
WPose [8]	Unihuman [8]	<b>10.67</b>	0.2038	0.5511	0.8324
	CFLD [11]	9.67	0.2760	0.6170	0.7627
	PCDMs [16]	9.68	0.1886	0.6626	0.6389
	PIDMc[1]	9.82	0.2212	0.6050	0.7168
	<b>OnePose</b>	10.27	0.2170	0.5527	0.8404
	<b>OnePose <math>\dagger</math></b>	10.46	<b>0.2212</b>	<b>0.5510</b>	<b>0.8401</b>

Table 2. Ablation results with other state-of-the-art face identity-preserving techniques on the DeepFashion dataset.

Method	PSNR $\uparrow$	SSIM $\uparrow$	LPIPS $\downarrow$	DINO $\uparrow$
OnePoseTrans + VCM (Ours)	13.20	0.5998	0.3119	0.9421
OnePoseTrans $\dagger$ + VCM (Ours)	<b>13.57</b>	<b>0.6053</b>	<b>0.3066</b>	<b>0.9476</b>
OnePoseTrans + Full Token Replacement [9]	12.65	0.5992	0.3431	0.9296
OnePoseTrans + Cross-Attention [19]	13.00	0.5980	0.3235	0.9388

model subsequent to OnePoseTrans to enhance foreground-background consistency. This refining model is derived from the original OnePoseTrans paradigm by removing the ControlNet module and incorporating a Latent Transparency Encoder. We denote this enhanced OnePoseTrans with the refining model as **OnePoseTrans  $\dagger$** . Note that OnePoseTrans alone is generally capable of effectively performing PGPIs, and the use of **OnePoseTrans  $\dagger$**  is not universally required.

## 4. Experiment

### 4.1. Implementation details

During the one-shot learning stage, we employ LoRA technology to fine-tune the attention layers within the SDXL U-Net. The LoRA rank is set to 32, with 60 training iterations, a batch size of 2, and a learning rate of 0.001.

All experiments present in this paper are conducted on an NVIDIA V100 GPU, with a fine-tuning time of approximately 48 seconds. For evaluation, we conduct quantitative experiments on the complete WPose dataset and a subset of 1,763 sample pairs from the DeepFashion test dataset. This subset is carefully selected due to the presence of numerous unreasonable sample pairs within the original DeepFashion test set (see Fig. 2 for examples), exhibiting inconsistencies in clothing and background. As our OnePoseTrans utilizes a single source image, generating images consistent with such unreasonable target images is not feasible. To ensure a fair comparison, our evaluations of DeepFashion against other methods are restricted to this curated subset of 1,763 sample pairs.

### 4.2. Compare with Other Works

Tab. 1 shows the evaluation results on the DeepFashion and WPose datasets. On the DeepFashion dataset, OnePoseTrans and Unihuman show lower performance compared to other models, as the latter were trained on the DeepFashion training split, which follows a similar distribution to the test data. On the more challenging WPose dataset, OnePoseTrans and Unihuman outperform other models by a significant margin. OnePoseTrans achieves PSNR scores comparable to Unihuman while surpassing it in SSIM, LPIPS, and DINO. Visual comparisons on the DeepFashion domain, WPose domain, and Wild domain are provided in Fig. 5, Fig. 6, and Fig. 7, respectively.




Figure 8. Visual comparisons with other state-of-the-art face identity-preserving techniques on the WPose dataset.

### 4.3. Ablation Studies

To assess the effectiveness of the Visual Consistency Module (VCM) in preserving facial identities, we conduct a comparative experiment against two state-of-the-art face identity-preserving techniques: the traditional full token replacement technique from Photomaker v2 [9] and the cross-attention technique from InstantID [19]. We replace our face identity-preserving module with each of these techniques, keeping all other components of the pipeline unchanged. As shown in Tab. 2, our method significantly outperforms both Photomaker v2 and InstantID, underscoring the superiority of our Visual Consistency Module in preserving facial identities. Visual comparison are provided in Fig. 8.

## 5. Conclusion

For the first time, we introduce the test-time tuning paradigm to the pose transfer task. To tackle visual inconsistencies, we propose a novel Visual Consistency Module that enhances the consistency of facial identities and appearance attributes in source images. Our OnePoseTrans method requires only a single image to fine-tune the T2I model, enabling effective transfer of novel poses to the source person. OnePoseTrans demonstrates superior generalization across multiple domains compared to existing data-driven methods.

## 6. Limitation and Future Work

Despite the effectiveness of OnePoseTrans in mitigating overfitting through its novel paradigm and its demonstrated robust generalization capabilities, certain limitations warrant further investigation: (1) Inpainting Model: Our experiments with various state-of-the-art inpainting models, both diffusion-based and non-diffusion-based, reveal limitations. Diffusion-based models often introduced extraneous objects or persons, while non-diffusion-based models frequently yielded subpar results. (2) Description Generation: The process of crafting accurate and consistent descriptions requires meticulous attention. Automated batch generation using Gemini for the WPose and DeepFashion datasets results in instances of inaccuracies, errors, and deviations from the defined template. These low-quality descriptions negatively impact PGPIS performance, and manual inspection and correction of each description is deemed impractical. (3) Foreground-Background Consistency: While the additional refining model helps alleviate inconsistencies between the synthesized foreground and background, subtle discrepancies, such as variations in brightness levels, may still arise. Future research will prioritize addressing these limitations. This includes exploring alternative inpainting strategies, refining the description generation process, and further enhancing foreground-background consistency. Ultimately, our goal is to improve OnePoseTrans’s overall performance, streamline the pipeline for increased automation, and reduce inference time.

## References

- [1] Ankan Kumar Bhunia, Salman Khan, Hisham Cholakkal, Rao Muhammad Anwer, Jorma Laaksonen, Mubarak Shah, and Fahad Shahbaz Khan. Person image synthesis via denoising diffusion model. In *Proceedings of the IEEE/CVF Conference on Computer Vision and Pattern Recognition*, pages 5968–5976, 2023. 2, 3, 7
- [2] Hong Chen, Yipeng Zhang, Simin Wu, Xin Wang, Xuguang Duan, Yuwei Zhou, and Wenwu Zhu. Disenbooth: Identity-preserving disentangled tuning for subject-driven text-to-image generation. *arXiv preprint arXiv:2305.03374*, 2023. 3
- [3] Wenhui Chen, Hexiang Hu, Yandong Li, Nataniel Ruiz, Xuhui Jia, Ming-Wei Chang, and William W Cohen. Subject-driven text-to-image generation via apprenticeship learning. *Advances in Neural Information Processing Systems*, 36, 2024. 3
- [4] Rinon Gal, Yuval Alaluf, Yuval Atzmon, Or Patashnik, Amit H Bermano, Gal Chechik, and Daniel Cohen-Or. An image is worth one word: Personalizing text-to-image generation using textual inversion. *arXiv preprint arXiv:2208.01618*, 2022. 3
- [5] Xiao Han, Xiatian Zhu, Jiankang Deng, Yi-Zhe Song, and Tao Xiang. Controllable person image synthesis with pose-constrained latent diffusion. In *Proceedings of the*



- IEEE/CVF International Conference on Computer Vision*, pages 22768–22777, 2023. 2, 3
- [6] Edward J Hu, Yelong Shen, Phillip Wallis, Zeyuan Allen-Zhu, Yuanzhi Li, Shean Wang, Lu Wang, and Weizhu Chen. Lora: Low-rank adaptation of large language models. *arXiv preprint arXiv:2106.09685*, 2021. 4
- [7] Alexander Kirillov, Eric Mintun, Nikhila Ravi, Hanzi Mao, Chloe Rolland, Laura Gustafson, Tete Xiao, Spencer Whitehead, Alexander C Berg, Wan-Yen Lo, et al. Segment anything. In *Proceedings of the IEEE/CVF International Conference on Computer Vision*, pages 4015–4026, 2023. 4
- [8] Nannan Li, Qing Liu, Krishna Kumar Singh, Yilin Wang, Jianming Zhang, Bryan A Plummer, and Zhe Lin. Unihuman: A unified model for editing human images in the wild. In *Proceedings of the IEEE/CVF Conference on Computer Vision and Pattern Recognition*, pages 2039–2048, 2024. 2, 3, 6, 7
- [9] Zhen Li, Mingdeng Cao, Xintao Wang, Zhongang Qi, Ming-Ming Cheng, and Ying Shan. Photomaker: Customizing realistic human photos via stacked id embedding. In *Proceedings of the IEEE/CVF Conference on Computer Vision and Pattern Recognition*, pages 8640–8650, 2024. 6, 7, 8
- [10] Ziwei Liu, Ping Luo, Shi Qiu, Xiaogang Wang, and Xiaoou Tang. Deepfashion: Powering robust clothes recognition and retrieval with rich annotations. In *Proceedings of the IEEE conference on computer vision and pattern recognition*, pages 1096–1104, 2016. 2, 7
- [11] Yanzuo Lu, Manlin Zhang, Andy J Ma, Xiaohua Xie, and Jianhuang Lai. Coarse-to-fine latent diffusion for pose-guided person image synthesis. In *Proceedings of the IEEE/CVF Conference on Computer Vision and Pattern Recognition*, pages 6420–6429, 2024. 2, 3, 7
- [12] Dustin Podell, Zion English, Kyle Lacey, Andreas Blattmann, Tim Dockhorn, Jonas Müller, Joe Penna, and Robin Rombach. Sdxl: Improving latent diffusion models for high-resolution image synthesis. *arXiv preprint arXiv:2307.01952*, 2023. 4
- [13] Yurui Ren, Xiaoqing Fan, Ge Li, Shan Liu, and Thomas H Li. Neural texture extraction and distribution for controllable person image synthesis. In *Proceedings of the IEEE/CVF conference on computer vision and pattern recognition*, pages 13535–13544, 2022. 2, 7
- [14] Nataniel Ruiz, Yuanzhen Li, Varun Jampani, Yael Pritch, Michael Rubinstein, and Kfir Aberman. Dreambooth: Fine tuning text-to-image diffusion models for subject-driven generation. In *Proceedings of the IEEE/CVF conference on computer vision and pattern recognition*, pages 22500–22510, 2023. 3
- [15] Christoph Schuhmann, Richard Vencu, Romain Beaumont, Robert Kaczmarczyk, Clayton Mullis, Aarush Katta, Theo Coombes, Jenia Jitsev, and Aran Komatsuzaki. Laion-400m: Open dataset of clip-filtered 400 million image-text pairs. *arXiv preprint arXiv:2111.02114*, 2021. 2
- [16] Fei Shen, Hu Ye, Jun Zhang, Cong Wang, Xiao Han, and Wei Yang. Advancing pose-guided image synthesis with progressive conditional diffusion models. *arXiv preprint arXiv:2310.06313*, 2023. 2, 7
- [17] Gemini Team, Rohan Anil, Sebastian Borgeaud, Yonghui Wu, Jean-Baptiste Alayrac, Jiahui Yu, Radu Soricut, Johan Schalkwyk, Andrew M Dai, Anja Hauth, et al. Gemini: a family of highly capable multimodal models. *arXiv preprint arXiv:2312.11805*, 2023. 4
- [18] Haofan Wang, Qixun Wang, Xu Bai, Zekui Qin, and Anthony Chen. Instantstyle: Free lunch towards style-preserving in text-to-image generation. *arXiv preprint arXiv:2404.02733*, 2024. 5
- [19] Qixun Wang, Xu Bai, Haofan Wang, Zekui Qin, and Anthony Chen. Instantid: Zero-shot identity-preserving generation in seconds. *arXiv preprint arXiv:2401.07519*, 2024. 6, 7, 8
- [20] Yuxiang Wei, Yabo Zhang, Zhilong Ji, Jinfeng Bai, Lei Zhang, and Wangmeng Zuo. Elite: Encoding visual concepts into textual embeddings for customized text-to-image generation. In *Proceedings of the IEEE/CVF International Conference on Computer Vision*, pages 15943–15953, 2023. 3
- [21] Guangxuan Xiao, Tianwei Yin, William T Freeman, Frédo Durand, and Song Han. Fastcomposer: Tuning-free multi-subject image generation with localized attention. *arXiv preprint arXiv:2305.10431*, 2023. 6
- [22] Hu Ye, Jun Zhang, Sibio Liu, Xiao Han, and Wei Yang. Ip-adapt: Text compatible image prompt adapter for text-to-image diffusion models. *arXiv preprint arXiv:2308.06721*, 2023. 5, 6
- [23] Lvmin Zhang and Maneesh Agrawala. Transparent image layer diffusion using latent transparency. *arXiv preprint arXiv:2402.17113*, 2024. 4, 5
- [24] Lvmin Zhang, Anyi Rao, and Maneesh Agrawala. Adding conditional control to text-to-image diffusion models. In *Proceedings of the IEEE/CVF International Conference on Computer Vision*, pages 3836–3847, 2023. 3, 4
- [25] Pengze Zhang, Lingxiao Yang, Jian-Huang Lai, and Xiaohua Xie. Exploring dual-task correlation for pose guided person image generation. In *Proceedings of the IEEE/CVF Conference on Computer Vision and Pattern Recognition*, pages 7713–7722, 2022. 2, 7
- [26] Xinyue Zhou, Mingyu Yin, Xinyuan Chen, Li Sun, Changxin Gao, and Qingli Li. Cross attention based style distribution for controllable person image synthesis. In *European Conference on Computer Vision*, pages 161–178. Springer, 2022. 2, 7