



# KAN-Based Fusion of Dual-Domain for Audio-Driven Facial Landmarks Generation

Hoang-Son Vo-Thanh<sup>1</sup>, Quang-Vinh Nguyen<sup>1</sup>, and Soo-Hyung Kim<sup>1\*</sup>

Department of Artificial Intelligence Convergence, Chonnam National University,  
Korea

{hoangsonvothanh, vinhbn28, shkim}@jnu.ac.kr

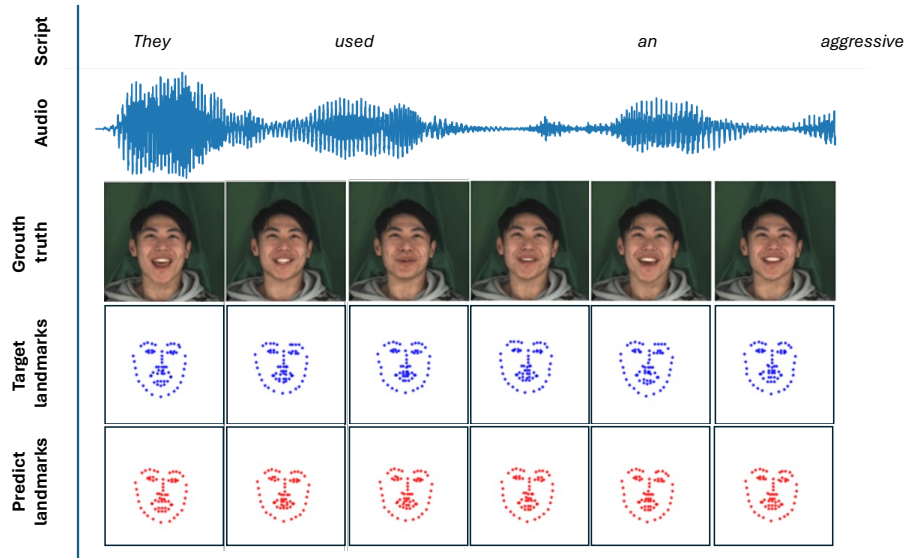
**Abstract.** Audio-driven talking face generation is a widely researched topic due to its high applicability. Reconstructing a talking face using audio significantly contributes to fields such as education, healthcare, online conversations, virtual assistants, and virtual reality. Early studies often focused solely on changing the mouth movements, which resulted in outcomes with limited practical applications. Recently, researchers have proposed a new approach of constructing the entire face, including face pose, neck, and shoulders. To achieve this, they need to generate through landmarks. However, creating stable landmarks that align well with the audio is a challenge. In this paper, we propose the KFusion of Dual-Domain model, a robust model that generates landmarks from audio. We separate the audio into two distinct domains to learn emotional information and facial context, then use a fusion mechanism based on the KAN model. Our model demonstrates high efficiency compared to recent models. This will lay the groundwork for the development of the audio-driven talking face generation problem in the future.

**Keywords:** Audio driven talking face · Emotional talking face · Audio to landmarks

## 1 Introduction

Audio-driven talking face generation is a rapidly evolving research field, gaining significant attention in recent years. This involves generating realistic human facial images and expressions corresponding to a given audio input. It also presents a powerful technology with promising applications in various domains, including education, healthcare, online conversations, virtual assistants, and virtual reality [18]. It has the potential to significantly enhance user experiences by enabling more natural and engaging communication across diverse scenarios, surpassing the limitations of text-based or audio-only interactions.

To generate facial movements and expressions driven by audio, we first need a photo to determine identity. Current published research generally develops along two branches. One focuses on generating the movements of components such as the mouth and eyes and replacing them with the identity photo [8, 9, 15, 19, 28, 29] and they were yielded notable results. However, merely changing the movements



**Fig. 1:** Overview of the problem we will address in this paper. We extract landmarks (in blue) from the ground truth video. Our model has learned to generate a sequence of landmarks (in red) from the audio.

of the mouth or eyes while retaining elements such as face pose or orientation makes the results unnatural. Therefore, the other branch reconstructs the face by building a sequence of facial landmarks and then generating the image based on these landmarks [7, 14, 21, 23]. This branch is currently receiving more attention from researchers.

Those methods have demonstrated the effectiveness of this approach. The results have shown smooth movements. However, there are still some limitations, such as the mouth movements not matching the speech. Constructing a sequence of landmarks with movements that align with the dialogue is a challenge for current researchers.

In this paper, we propose a solution that focuses on constructing landmark sequences from speech. To effectively extract information from audio, we suggest processing the information in two domains and using a combination of LSTM [20] and Transformer [24] models to extract features. Additionally, to combine information from the two data domains, we propose a fusion method based on the KAN model [17]. Therefore, the title given is “KAN-Based Fusion of Dual-Domain for Audio-Driven Facial Landmarks”.

Our contribution will be summarized as follows:

- Proposing the KFusion of Dual-Domain model to construct landmark sequences aligned with audio input.
- Introducing a novel feature fusion method block based on the KAN model.

- Paving the way for Audio-driven Talking face generation tasks based on landmark sequences.

## 2 Related Work

### 2.1 Audio-driven Talking Face Generation

The problem of audio-driven talking face generation aims to synthesize a target face that is compatible with the original audio sequence. The study of talking faces has been studied since the 90’s [2, 12, 16]. With advancements in computer technology and the widespread availability of network services, the applicability of this problem has expanded further. Some notable examples include applications in multimedia content production, video game creation [27], and dubbing for movies [11] or television programs [6]. Additionally, it can also contribute to fields within community communication such as virtual assistants and virtual reality avatars. There have been many studies proposed to handle this problem, and in general we can divide these studies into two branches depending on how to process the input information.

**Image-Based Method:** This approach involves modifying one or several components based on the initial identity image. These methods primarily aim to create lip movements using a discriminator model [8, 9, 15, 19, 28, 29]. In one of the first studies, Chung et al. [9] proposed generating lip-synced videos using an image-to-image translation approach. Then other outstanding studies were proposed such as Zhou et al. [28] improved results by using disentangled audio-visual representation and recurrent neural networks. Prajwal et al. [19] proposed the Wav2Lip model, built on a GAN architecture, which employs a Lip-sync Discriminator to robustly between audio and video. However, these methods can only ensure synchronization between the generated mouth movements and audio, with minimal consideration for facial expressions or head movements. Zhou et al. [29] has developed a deep learning technique to create speaker-aware talking-head animations. This method uses an audio clip and a single image to predict facial landmarks based on disentangled audio content and the speaker’s identity. The goal is to improve lip synchronization, personalize facial expressions, and capture natural head movements.

**Video-Based Editing Methods:** Unlike the image-based method, this leverages the entire video frame to predict not only mouth movements, but also the facial structure, neck, and shoulders. This approach can provide a higher user experience compared to focusing solely on lip movements. However, the challenge with this type of view is its difficulty in performing well across all identities. Like Suwajanakorn et al. [23] accurately synthesized President Obama’s face based on the audio of his speeches. His mechanism first selects the most suitable mouth region image from a database through audio-visual feature correlation and then

integrates the selected mouth region with the original face. Ji et al. [14] addressed this challenge by introducing a method for predicting landmarks using Cross-Reconstructed Emotion Disentanglement, which separates speech into two distinct spaces: a time-independent emotional space and a time-dependent content space. Despite these breakthroughs, their results still have limitations, such as the robustness of landmarks being insufficient to effectively convey emotions through speech. Inspired by this approach and from [14] we will build a powerful model that can reconstruct the landmarks from audio in the most stable way to serve as a premise for the development of the audio-driven emotional talking face generation.

## 2.2 KAN: Kolmogorov-Arnold Networks

Kolmogorov–Arnold Network (KAN) introduced in the paper [17], is a model inspired by the Kolmogorov-Arnold representation theorem, KAN differentiates itself from the traditional Multi-Layer Perceptron (MLP) by replacing fixed activation functions with learnable functions, effectively eliminate the need about the linear weight matrix.

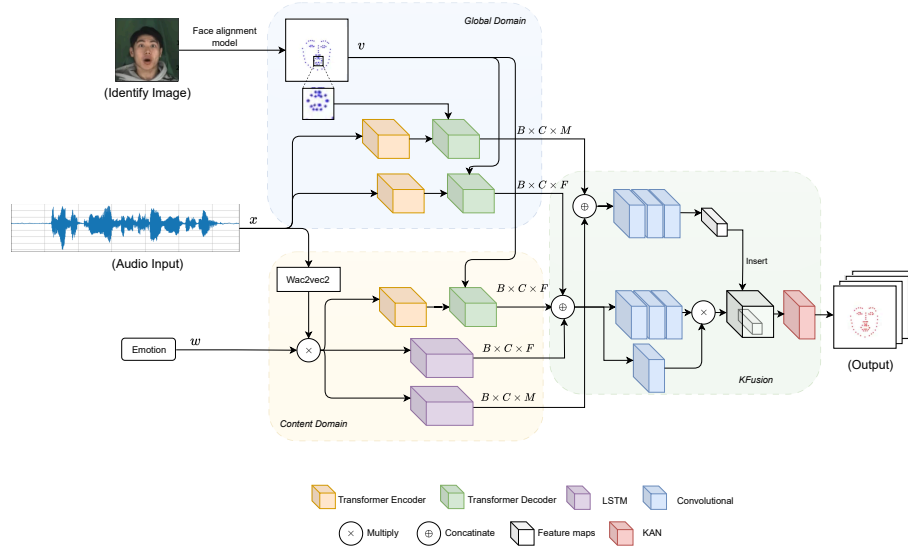
**Kolmogorov-Arnold Representation theorem** Vladimir Arnold and Andrey Kolmogorov demonstrated that any continuous function  $f$  of  $n$  variables can be represented as a finite combination of continuous functions of a single variable and the binary operation of addition. Specifically, for any continuous function  $f(x_1, x_2, \dots, x_n)$ , there exist continuous functions  $\phi_i$  and  $\psi$  such that:

$$f(x_1, x_2, \dots, x_n) = \sum_{i=1}^{2n+1} \phi_i \left( \sum_{j=1}^n \psi_{ij}(x_j) \right) \quad (1)$$

**The architecture of Kolmogorov-Arnold Networks** is based on an innovative concept where traditional weights are replaced by univariate functions at the network’s boundaries. Instead of applying nonlinear transformations, each node in KAN simply aggregates the outputs of these functions. This approach contrasts with MLPs, which utilize linear transformations followed by nonlinear activation functions.

$$KAN(x) = (\Phi_{L-1} \circ \Phi_{L-2} \circ \dots \circ \Phi_{L_1} \circ \Phi_{L_0})x \quad (2)$$

In KAN’s architecture, they used the Spline function as a learning mechanism. They serve as a replacement for the traditional weight parameters commonly found in networks. Thanks to the flexibility of this function, the model can adapt to correlations in the data by refining the shape to minimize loss. Due to that, the KAN network can adapt to complex data.



**Fig. 2:** Overview of our model architecture, which consists of three distinct parts: Global Domain (blue background), Context Domain (yellow background), and KFusion (green background). The outputs of the two domains are features with dimensions  $B \times C \times F$  or  $B \times C \times M$ , where  $F$  represents features for the entire face, and  $M$  represents features for the mouth region. The output of the entire model is a sequence of landmarks.

### 3 Proposed Method

#### 3.1 Overview

Our model takes an audio signal and an identity image as input, and the output will be a sequence of landmarks corresponding to each frame of the ground truth video. As shown in the Fig. 2, we will process information in two separate domains. In the Global Domain, information will be directly extracted from the audio signal using a Transformer Encoder. Then combined with the identity landmarks of the entire face and mouth using a Transformer Decoder block. In the Context Domain branch, the signal will be transformed using the wav2vec2 [1] model and then multiplied by the emotional variable of the audio segment. We use a combination of LSTM and Transformer here to maximize the extraction of emotional information. We combine the information from the two domains using a KFusion block, where we correspondingly merge facial features and mouth features, and use KAN to adjust the landmarks to their most accurate positions.

#### 3.2 Global Domain

This block named is Global Domain because, in this block, features are extracted directly from the audio signal through the Transformer Encoder block (**E**). These

features then learn the correlation with the image landmarks. We are confident that using audio signals to learn facial movements is the correct approach because when speak, our facial movements directly reflect our expressions. For example, when we are angry, our voice exhibits strong variations, and correspondingly, our face moves up and down.

By using the Transformer Decoder block (**D**) and the landmarks from the identity image  $v$  as a guiding variable, the audio features are gradually structured into facial landmark features through Multi-Head Attention blocks. These blocks create masks and then apply features from the audio signal  $x$ , thus shaping the landmarks. A Convolutional block (**Conv**) is used immediately after the Decoder to transform the features  $x$  to be suitable for multiplication with the features  $v$  within the Decoder block. Additionally, we isolate the mouth landmarks and apply similar methods to extract features for mouth movements. The output of this stage will be  $gb \in \mathbb{R}^{B \times C \times F}$  and  $gb_m \in \mathbb{R}^{B \times C \times M}$ . At this stage, the process can be formulated as follows:

$$L_m = \{l_{i_1}, l_{i_2}, \dots, l_{i_M}\} \quad (3)$$

$$v_m = v[:, :, L_m] \quad (4)$$

$$gb = D_f(\text{Conv}(E(x), v)) \quad (5)$$

$$gb_m = D_m(\text{Conv}(E(x), v_m)) \quad (6)$$

Here,  $L_m$  is the set of positions of mouth points on the landmarks map. The result of this region is two features:  $gb$  is the feature across the entire face, and  $gb_m$  is the feature of the mouth area.

### 3.3 Content Domain

In this domain, the input is an audio signal, and there will be 3 outputs. Among them  $ct, f \in \mathbb{R}^{B \times C \times F}$  và  $m \in \mathbb{R}^{B \times C \times M}$ . The audio ( $x$ ) will first be transformed into representative vectors for the script using the wav2vec2 model [1] to be ( $x'$ ). These vectors will then be multiplied by the emotion variable ( $w$ ), thereby amplifying the information similarities between speech and emotion.

$$x' = \text{wav2vec2}(x) \times w \quad (7)$$

Then, the information will be processed through three branches. One branch will be similar to the branch in the Global Domain. However, the difference here is that the input information of the Encoder block is the script representative vector ( $x'$ ), thereby learning a deeper layer of information. Additionally, we use two LSTM networks to extract mouth and face information from the vector ( $x'$ ).

### 3.4 KFusion: KAN-based Fusion

The KFusion block receives the outputs from the Global Domain and the Content Domain. These outputs have two different sizes. This block will extract

information from each corresponding size and will return the predicted landmarks result. We concatenate the outputs with the corresponding sizes together as in the formula Eq. (8)

$$x_m = m \oplus gb_m \quad (8)$$

$$x_f = f \oplus gb \oplus ct \quad (9)$$

For each obtained feature map value, we pass it through a block consisting of  $Conv(k = 1) \rightarrow Conv(k = 3) \rightarrow Conv(k = 1)$  ( $k$  is kernel size). Inspired by the Bottleneck Block from [13], we denote this block as  $B$ . Thus, we have  $x'_m = B(x_m)$ . For the feature representation of the entire face, we add a Residual branch since the whole face information is crucial in this part. The formula for  $x'_f$  is shown in Eq. (10).

Next, we insert  $x'_m$  into  $x'_f$  at the corresponding positions  $L_m$ , as shown in Fig. 2. The formula for this step is presented in Eq. (11). Finally, we use the KAN network to predict the landmarks  $y'$ . The KAN model has been described in Sec. 2.2. The entire process of this fusion stage is presented below.

$$x'_f = B(x_f) \otimes Conv(x_f) \quad (10)$$

$$x'_f[:, :, L_m] \leftarrow x'_m \quad (11)$$

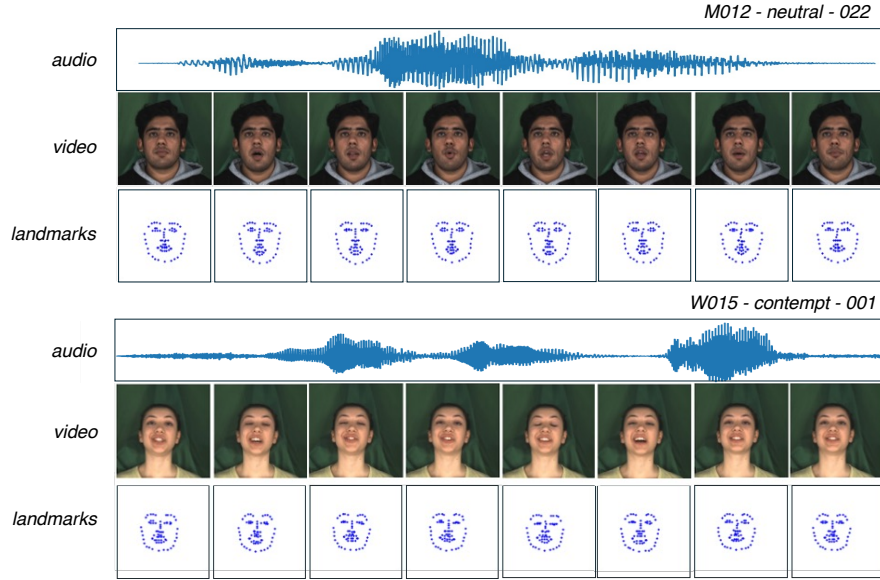
$$y' = KAN(x'_f) \quad (12)$$

## 4 Experiments

### 4.1 Implementation Details

**Dataset.** Throughout the entire training, These use the MEAD dataset [26]. The testing phase was run on 2 sets MEAD and CREMA-D. We apply several augmentation methods and use the Facial alignment framework to extract landmarks from the videos [3]. The landmarks that have been extracted include a total of 68 points.

MEAD is very large with nearly 40 hours of audio-visual clips recorded for each person and view. The participants in this dataset include 60 people of different races and genders. Each person exhibits 8 emotions, 3 levels of intensity, and 7 different view angles. However, only the frontal angle was used for this experiment. Each video has a resolution of  $1920 \times 1080 \times 3$ , which is very large, then was resized and cropped to  $256 \times 256 \times 3$  and extracted landmarks from this resized image. The original sound in the dataset is in stereo audio format with a sample rate of 48000 hertz, which has been converted to mono audio format and the sample rate to 16000 hertz. Fig. 3 shows some samples from the MEAD dataset have transformed. The audio is the output of our task, and the landmarks are what we aim to achieve. The video length is set to 1s with an FPS of 30.



**Fig. 3:** MEAD: The dataset we use includes video and accompanying audio. “M” denotes male and “W” denotes female. There are a total of 8 emotions in the conversations. Additionally, we also extract landmarks from the video to serve as ground truth for our problem.

CREMA-D dataset was used in the testing phase [4], which was collected from 48 actors and 43 actresses, totaling 7442 samples. The emotion labels of this dataset encompass 6 different emotions, all of which are also present in the MEAD dataset. The same preprocessing methods were applied, reconstructing the input to be suitable for the model.

**Experimental setup.** The experiments were run with the number of epochs set to 200. The loss function used is the Mean Square Error. The optimization function used in the experiments is Adam with an initial learning rate of  $3e-4$ . The learning rate schedule used is Cosine Annealing with the maximum number of iterations equal to the number of epochs, meaning the learning rate will be adjusted following a sine wave pattern with a minimum learning rate of  $1e-6$ . The hardware we used is an NVIDIA GeForce 4090 with 24GB GPU memory.

**Comparing Methods.** Evaluation metrics are based on two metrics: Landmark distance (LD), and Landmark velocity difference (LVD). These two metrics were introduced in the paper [29]. LD: The average value of the Euclidean distance between all predicted facial landmark locations Eq. (13). LVD: The average Euclidean distance between the reference datum velocity and the predicted velocity Eq. (15).



$$v_{x,i} = x_{i,t} - x_{i,t-1} \quad (13)$$

$$LD = \frac{1}{N} \sum_{i=1}^N \sqrt{(x_i - \hat{x}_i)^2 + (y_i - \hat{y}_i)^2} \quad (14)$$

$$LVD = \frac{1}{N} \sum_{i=1}^N \sqrt{(v_{x,i} - \hat{v}_{x,i})^2 + (v_{y,i} - \hat{v}_{y,i})^2} \quad (15)$$

In there  $(x, y)$  represent for reference landmark in  $i$  position,  $(\hat{x}, \hat{y})$  represent for predicted landmark and  $t$  represent for the frame.

The process will be performed on two components of the result: the entire face and the mouth segment marked as landmarks from positions 48-67. Therefore, there will be a total of 4 evaluation methods: M-LD, M-LVD, F-LD and F-LVD. The models used for comparison are outstanding models introduced from 2019 to the present, including [5, 7, 14, 21, 22, 26].

## 4.2 Experimental Results

**Qualitative Comparisons** The results of the qualitative comparison are shown in the Fig. 4. The proposed method has been able to construct facial landmarks as expected. The movements of the mouth and facial corners are not too different from the target landmarks. Comparison with other models shows the prominence of incorrect mouth movements in the model [26], [15], as seen in rows 3 and 4.

**Quantitative Comparisons** For the MEAD dataset, the proposed model has shown its effectiveness when evaluated quantitatively. According to Tab. 1, the proposed model achieved the best results in terms of M-LD and F-LD values compared to other models. The difference from the second-best model is approximately  $\approx 0.6$  in M-LD value and  $\approx 0.02$  in F-LD value. For M-LVD and F-LVD values, the lowest values were achieved by Sinha et al. [21]. However, the proposed model is also competitive, with the difference not being significant, around  $\approx 0.04$  in M-LVD value and  $\approx 0.09$  in F-LVD. With CREMA-D, model results still achieves the optimal value on M-LD and F-LD. For M-LVD and F-LVD, some remarkable results were also obtained that were higher than the method of Vougioukas et al. [25] around  $\approx 0.2$ .

**Ablation Studies** We conducted several ablation studies to demonstrate the effectiveness of each component within the model. There were four experiments as described in Tab. 2. The experiment without the KFusion block (w/o KFusion) yielded the worst results, with values across the entire face (F) being approximately  $\approx 8.6$  for LD and  $\approx 10$  for LVD, indicating the effectiveness of the KFusion block. Additionally, we tried replacing the KAN network with an MLP network (repl MLP). The results were acceptable, with the M-LD value nearly


**Table 1:** Quantitative comparison of our model and previous models. There are two datasets used MEAN and CREMA-D. The evaluation methods include M-LD, M-LVD, F-LD, and F-LVD. In these, M denotes the mouth region landmarks, and F denotes all landmarks. In all evaluation methods, a smaller value indicates better performance. Bold print represents the most optimal value, and underline represents the second optimal value. The lower the value of the evaluation method is the better.

MEAD [26]					
Method	Year	M-LD ( $\downarrow$ )	M-LVD ( $\downarrow$ )	F-LD ( $\downarrow$ )	F-LVD ( $\downarrow$ )
Chen et al. [7]	2019	3.27	2.09	3.82	1.71
Wang et al. [26]	2020	2.52	2.28	3.16	2.01
Song et al. [22]	2020	2.54	1.99	3.49	1.76
Ji et al. [14]	2021	2.45	1.78	3.01	1.56
Sinha et al. [21]	2022	2.18	<b>0.77</b>	<u>1.24</u>	<b>0.50</b>
Cao et al. [5]	2023	<u>1.92</u>	0.97	1.25	0.70
<b>Ours</b>		<b>1.33</b>	<u>0.81</u>	<b>1.22</b>	<u>0.59</u>
CREMA-D [4]					
Vougioukas et al. [25]	2020	2.90	<b>0.42</b>	2.80	<b>0.34</b>
Eskimez et al. [10]	2021	6.14	<u>0.49</u>	5.89	<u>0.40</u>
Sinha et al. [21]	2022	<u>2.41</u>	0.69	<u>1.35</u>	0.46
<b>Ours</b>		<b>2.37</b>	0.66	<b>1.23</b>	0.52

optimal, but the other values remained quite high. We also conducted experiments by disabling one of the branches to observe their effectiveness. When we did not use the LSTM layers in the Context Domain Sec. 3.3 (w/o LSTM) or did not use the Global Domain Sec. 3.2 (w/o Global), the results were quite similar; however, using LSTM in the Content Domain yielded more optimal results. This demonstrates that the Content Domain block has learned very effectively, especially for the LD value, which is the average Euclidean distance between the corresponding predicted and reference positions.

## 5 Conclusion

In this paper, we introduce a model that generates a sequence of landmarks from an input consisting of audio and an identity image. The proposed model is named “*KFusion of Dual-Domain*” and is divided into three components. The Global Domain block learns information directly from the audio signal, which helps in better learning of facial movements. In parallel, the Content Domain block learns information based on emotion vectors extracted from the wav2vec2 model, which helps in better reconstruction of facial expressions by learning emotional information. Finally, the KFusion block synthesizes information from the two aforementioned domains. It integrates features based on their respective dimensions, including the mouth region and the entire face. A KAN network is



**Fig. 4:** Quantitative comparison with other methods on the MEAD dataset for samples M003 and M030. The red landmarks are the target. The last row shows the results of the proposed method. In the third row, the model by Wang et al [26]. has red squares indicating inaccuracies in mouth movements and red arrows pointing to incorrect facial orientations. The fourth row shows similar issues to the model by Ji et al [14].

**Table 2:** Comparison of results between ablation study experiments. In these experiments, we try disabling one of the domains or replacing the KFusion block with an MLP. The bold print represents the most optimal value, and the underline represents the second optimal value. The lower the value of the evaluation method the better.

Method	M-LD ( $\downarrow$ )	M-LVD ( $\downarrow$ )	F-LD ( $\downarrow$ )	F-LVD ( $\downarrow$ )
w/o KFusion	3.300	2.451	8.624	10.00
w/o LSTM	2.799	1.787	5.490	6.123
w/o Global	2.120	1.373	4.126	6.015
repl MLP	1.380	2.520	3.990	3.480
<b>Proposed</b>	<b>1.333</b>	<b>0.808</b>	<b>1.225</b>	<b>0.599</b>

used at the end to predict the landmarks. Ablation experiments have demonstrated the value of each component and the effectiveness of their combination. The qualitative results shown in the figure demonstrate that the proposed model has performed as expected and has improved compared to previous models. The quantitative results also indicate the same. The proposed model has achieved remarkable results, particularly on F-LD and M-LD, when evaluated on two datasets, MEAD and CREMA-D.

**Limitation** Our paper presents a method to generate landmarks from audio, which serves as a foundation for generating faces from audio. The architecture of the proposed model is still simple. In the future, we will continue to develop it to address the larger problem of Audio-Driven Talking Face Generation.

## References

- Baevski, A., Zhou, Y., Mohamed, A., Auli, M.: wav2vec 2.0: A framework for self-supervised learning of speech representations. *Advances in neural information processing systems* **33**, 12449–12460 (2020) [5](#), [6](#)
- Bregler, C., Covell, M., Slaney, M.: Video rewrite: Driving visual speech with audio. In: *Seminal Graphics Papers: Pushing the Boundaries, Volume 2*, pp. 715–722 (2023) [3](#)
- Bulat, A., Tzimiropoulos, G.: How far are we from solving the 2d & 3d face alignment problem?(and a dataset of 230,000 3d facial landmarks). In: *Proceedings of the IEEE international conference on computer vision*. pp. 1021–1030 (2017) [7](#)
- Cao, H., Cooper, D.G., Keutmann, M.K., Gur, R.C., Nenkova, A., Verma, R.: Crema-d: Crowd-sourced emotional multimodal actors dataset. *IEEE transactions on affective computing* **5**(4), 377–390 (2014) [8](#), [10](#)
- Cao, X.N., Trinh, Q.H., Ho, V.S., Tran, M.T.: Speechsyncnet: Speech to talking landmark via the fusion of prior frame landmark and the audio. In: *2023 IEEE International Conference on Visual Communications and Image Processing (VCIP)*. pp. 1–5. IEEE (2023) [9](#), [10](#)
- Charles, J., Magee, D., Hogg, D.: Virtual immortality: Reanimating characters from tv shows. In: *European Conference on Computer Vision*. pp. 879–886. Springer (2016) [3](#)

7. Chen, L., Maddox, R.K., Duan, Z., Xu, C.: Hierarchical cross-modal talking face generation with dynamic pixel-wise loss. In: Proceedings of the IEEE/CVF conference on computer vision and pattern recognition. pp. 7832–7841 (2019) [2](#), [9](#), [10](#)
8. Cheng, K., Cun, X., Zhang, Y., Xia, M., Yin, F., Zhu, M., Wang, X., Wang, J., Wang, N.: Videoretalking: Audio-based lip synchronization for talking head video editing in the wild. In: SIGGRAPH Asia 2022 Conference Papers. pp. 1–9 (2022) [1](#), [3](#)
9. Chung, J.S., Jamaludin, A., Zisserman, A.: You said that? arXiv preprint arXiv:1705.02966 (2017) [1](#), [3](#)
10. Eskimez, S.E., Zhang, Y., Duan, Z.: Speech driven talking face generation from a single image and an emotion condition. *IEEE Transactions on Multimedia* **24**, 3480–3490 (2021) [10](#)
11. Garrido, P., Valgaerts, L., Sarmadi, H., Steiner, I., Varanasi, K., Perez, P., Theobalt, C.: Vdub: Modifying face video of actors for plausible visual alignment to a dubbed audio track. In: Computer graphics forum. vol. 34, pp. 193–204. Wiley Online Library (2015) [3](#)
12. Guiard-Marigny, T., Tsingos, N., Adjoudani, A., Benoit, C., Gascuel, M.P.: 3d models of the lips for realistic speech animation. In: Proceedings Computer Animation'96. pp. 80–89. IEEE (1996) [3](#)
13. He, K., Zhang, X., Ren, S., Sun, J.: Deep residual learning for image recognition. In: Proceedings of the IEEE conference on computer vision and pattern recognition. pp. 770–778 (2016) [7](#)
14. Ji, X., Zhou, H., Wang, K., Wu, W., Loy, C.C., Cao, X., Xu, F.: Audio-driven emotional video portraits. In: Proceedings of the IEEE/CVF conference on computer vision and pattern recognition. pp. 14080–14089 (2021) [2](#), [4](#), [9](#), [10](#), [11](#)
15. KR, P., Mukhopadhyay, R., Philip, J., Jha, A., Namboodiri, V., Jawahar, C.: Towards automatic face-to-face translation. In: Proceedings of the 27th ACM international conference on multimedia. pp. 1428–1436 (2019) [1](#), [3](#), [9](#)
16. Lewis, J.: Automated lip-sync: Background and techniques. *The Journal of Visualization and Computer Animation* **2**(4), 118–122 (1991) [3](#)
17. Liu, Z., Wang, Y., Vaidya, S., Ruehle, F., Halverson, J., Soljačić, M., Hou, T.Y., Tegmark, M.: Kan: Kolmogorov-arnold networks. arXiv preprint arXiv:2404.19756 (2024) [2](#), [4](#)
18. Pataranutaporn, P., Danry, V., Leong, J., Punpongsanon, P., Novy, D., Maes, P., Sra, M.: Ai-generated characters for supporting personalized learning and well-being. *Nature Machine Intelligence* **3**(12), 1013–1022 (2021) [1](#)
19. Prajwal, K., Mukhopadhyay, R., Namboodiri, V.P., Jawahar, C.: A lip sync expert is all you need for speech to lip generation in the wild. In: Proceedings of the 28th ACM international conference on multimedia. pp. 484–492 (2020) [1](#), [3](#)
20. Sak, H., Senior, A., Beaufays, F.: Long short-term memory based recurrent neural network architectures for large vocabulary speech recognition. arXiv preprint arXiv:1402.1128 (2014) [2](#)
21. Sinha, S., Biswas, S., Yadav, R., Bhowmick, B.: Emotion-controllable generalized talking face generation. arXiv preprint arXiv:2205.01155 (2022) [2](#), [9](#), [10](#)
22. Song, L., Wu, W., Qian, C., He, R., Loy, C.C.: Everybody's talkin': Let me talk as you want. *IEEE Transactions on Information Forensics and Security* **17**, 585–598 (2022) [9](#), [10](#)
23. Suwajanakorn, S., Seitz, S.M., Kemelmacher-Shlizerman, I.: Synthesizing obama: learning lip sync from audio. *ACM Transactions on Graphics (ToG)* **36**(4), 1–13 (2017) [2](#), [3](#)

24. Vaswani, A., Shazeer, N., Parmar, N., Uszkoreit, J., Jones, L., Gomez, A.N., Kaiser, L., Polosukhin, I.: Attention is all you need. *Advances in neural information processing systems* **30** (2017) [2](#)
25. Vougioukas, K., Petridis, S., Pantic, M.: Realistic speech-driven facial animation with gans. *International Journal of Computer Vision* **128**(5), 1398–1413 (2020) [9](#), [10](#)
26. Wang, K., Wu, Q., Song, L., Yang, Z., Wu, W., Qian, C., He, R., Qiao, Y., Loy, C.C.: Mead: A large-scale audio-visual dataset for emotional talking-face generation. In: *European Conference on Computer Vision*. pp. 700–717. Springer (2020) [7](#), [9](#), [10](#), [11](#)
27. Xie, L., Liu, Z.Q.: A coupled hmm approach to video-realistic speech animation. *Pattern Recognition* **40**(8), 2325–2340 (2007) [3](#)
28. Zhou, H., Liu, Y., Liu, Z., Luo, P., Wang, X.: Talking face generation by adversarially disentangled audio-visual representation. In: *Proceedings of the AAAI conference on artificial intelligence*. vol. 33, pp. 9299–9306 (2019) [1](#), [3](#)
29. Zhou, Y., Han, X., Shechtman, E., Echevarria, J., Kalogerakis, E., Li, D.: Makeltalk: speaker-aware talking-head animation. *ACM Transactions On Graphics (TOG)* **39**(6), 1–15 (2020) [1](#), [3](#), [8](#)