

Learning Multi-agent Multi-machine Tending by Mobile Robots

Abdalwhab Abdalwhab^{1,2}, Giovanni Beltrame³, Samira Ebrahimi Kahou^{2,4}, David St-Onge¹,

Abstract—Robotics can help address the growing worker shortage challenge of the manufacturing industry. As such, machine tending is a task collaborative robots can tackle that can also highly boost productivity. Nevertheless, existing robotics systems deployed in that sector rely on a fixed single-arm setup, whereas mobile robots can provide more flexibility and scalability. In this work, we introduce a multi-agent multi-machine tending learning framework by mobile robots based on Multi-agent Reinforcement Learning (MARL) techniques with the design of a suitable observation and reward. Moreover, an attention-based encoding mechanism is developed and integrated into Multi-agent Proximal Policy Optimization (MAPPO) algorithm to boost its performance for machine tending scenarios. Our model (AB-MAPPO) outperformed MAPPO in this new challenging scenario in terms of task success, safety, and resources utilization. Furthermore, we provided an extensive ablation study to support our various design decisions.

I. INTRODUCTION

The manufacturing sector increasingly relies on robotics to address workforce shortages and enhance efficiency [1], particularly in repetitive and labor-intensive tasks. Traditionally, industrial robotics involves fixed robotic systems. A typical task is machine tending that automate the loading and unloading of materials and parts from production machines [2]. While effective, achieving this task with fixed setups is limited in flexibility and demands considerable human oversight.

Advancements in robotics, driven by the imperatives of Industry 5.0 [3], suggest a pivotal shift from static to dynamic systems through the integration of mobile robotics. Such systems promise not only a higher degree of automation but also foster collaborative environments where robots and humans share and navigate the same workspace. For example, instead of a fixed robotic arm dedicated to a single machine, a fleet of mobile manipulators could autonomously navigate between multiple machines and storage areas, significantly boosting productivity and machine utilization.

However, the deployment of multi-robot systems introduces complex challenges in coordination and control. Predominantly, solutions in the industry, such as those implemented in Amazon’s warehouses, have utilized a centralized approach where a single server orchestrates the tasks, trajectory planning, and collision avoidance of all robots, ensuring optimized fleet operations. This centralized model,

while efficient, suffers from several disadvantages including single points of failure, high reliance on continuous communication, and limited adaptability in dynamic or unstructured environments [4].

In contrast, decentralized robotic systems, where each unit operates independently and makes decisions in real-time, offer robust alternatives free from the constraints of centralized control. Reinforcement learning (RL), particularly with its recent advances in deep learning and computational capabilities supported by GPUs, presents a promising framework for such autonomous decision-making. RL enables robots to learn optimal behaviors through trial and error, using feedback from their environment to refine their actions [5]. Although extensively applied in areas like legged robot motion and fixed manipulator control, its application to mobile robot fleets, especially in complex tasks like machine tending, remains underexplored [6], [7].

This paper introduces a novel reinforcement learning model tailored to the decentralized management of mobile robots for machine tending in manufacturing settings, aiming to leverage the full potential of autonomous systems in enhancing operational efficiency without the pitfalls of centralized control systems. In short, our main contributions are: 1) Propose and formulate a new more accurate and challenging scenario for multi-agent navigation for machine tending; 2) Design a novel dense reward function specifically for this scenario; 3) Design an attention-based encoding technique and incorporate it into a working baseline (AB-MAPPO); and 4) Provide an ablation study to verify the effect of various design decisions.

II. BACKGROUND AND RELATED WORK

A. Machine Tending

Despite the substantial research and development efforts in both academia and industry [8], the gap between automation demands and the available commercial products is still wide, and needs further work to be reduced.

Due to the complexity of the machine tending problem, different researchers focused on different specific areas. For instance, Jia et al. [9] focused on recognizing the state of the machine by first detecting a specific computer numerical control (CNC) machine, and then using text detection and recognition techniques to get the status from its display.

Al-Hussaini et al. [10] developed a semi-autonomous mobile manipulator that given a task from the operator generates the execution plan. It also estimates the risk of the plan execution and provides a simulation of the plan for the operator to approve it to be executed autonomously or to teleoperate the robot. In addition, Heimann et al. [2]

¹The authors are with the Department of Mechanical Engineering, ETS Montreal, Abdalwhab.Bakheet@gmail.com, ² affiliated with Mila, ³ Department of Computer and Software Engineering, Polytechnique Montréal, ⁴ University of Calgary and Canada CIFAR AI Chair.

*We thank NSERC USRA and Discovery programs for their financial support. We also acknowledge the support provided by Calcul Québec, Compute Canada, CIFAR, and Google.

presented a ROS2-based mobile manipulator solution with a focus on evaluating the system precision in reaching the machine location and reaching inside the machine. Moreover, Chen et al. [11] proposed a centralized method for multi-agent task assignment and path planning, where task assignment is informed by the task completion cost. Behbahani et al. [12] used a learning-from-demonstration approach to teach a physical fixed robot to tend to one machine in a simplified tabletop setup.

In a different direction, Burgess-Limerick et al. [13] developed a controller to allow a mobile manipulator to perform pick and place task on the move in a dynamic environment, reducing the overall task execution time.

B. Reinforcement Learning

RL has been explored for various robotic tasks such as pick and place, navigation, collision avoidance, locomotion and quadcopter control. [5], [14], [15]. Generally, RL methods can be divided into two main categories, on one hand, model-free techniques try to directly learn a policy that maximizes the returned reward. For instance, Proximal Policy Optimization (PPO) [16] is a very famous and widely used example, along with Deep Q-Networks (DQN) [17] and actor-critic methods [18]. On the other hand, model-based techniques try to explicitly learn a model for the environment dynamics and use that model to plan the actions directly [19], or to learn a policy by interaction with the learned dynamics model to reduce the needed interactions with the environment [15], [20].

However, RL for machine tending is not a well-explored area of research, except for some works such as Iriondo et al. [7], where they used PPO and DDPG to teach a mobile manipulator to navigate to the location of a table to allow for the arm to pick objects from the table. Moreover, multi-agent reinforcement learning (MARL) is a growing research area that focuses on extending RL to multi-agent setups to expand its potential use. Two famous works in this area are MAPPO [21] and MADDPG [22] that extended PPO and Deep Deterministic Policy Gradient (DDPG) respectively.

To the best of our knowledge, one of the only works presenting a MARL solution for machine tending is from Agrawal et al. [6]. This pioneering work introduces a multi-agent framework for integrated job scheduling and navigation for shop floor management exhibiting robustness under processing delays and failures. However, their implementation assumes the agents can accumulate parts from various machines without unloading them, as if they had infinite onboard storage. Distinct from prior models, our work addresses multi-agent, multi-machine tending by encompassing both the navigation to machines with ready parts and the transport of these parts to designated storage areas. This approach more accurately reflects real-world manufacturing scenarios, pushing MARL closer to full deployment on machine tending tasks. Moreover, our work can be integrated with low-level controller like [13] to facilitate actual deployment in real robots.

III. PROBLEM DEFINITION

The multi-agent, multi-machine tending problem involves coordination, navigation, and object manipulation, where N agents service M machines, managing tasks from feeding raw materials to delivering finished parts to storage. The problem's constraints include:

- **Coordination:** Agents autonomously determine their targets to optimize machine usage and minimize collision risks.
- **Navigation:** Agents must navigate efficiently to and from machines, avoiding collisions with other agents and static obstacles while transporting parts to storage area.
- **Cooperative-Competitive Dynamics:** Agents compete for parts; the first to arrive at a machine can claim the part, requiring others to wait for the next availability.
- **Temporal Reasoning:** Agents must sequence their actions correctly, ensuring machines are fed or parts are collected and delivered at appropriate times.

Object manipulation is acknowledged but not addressed in this study, focusing on the four constraints above. Key assumptions include instantaneous pick and place actions and external management of raw material supply, as supported by prior studies [13].

IV. METHODOLOGY

A. MAPPO backbone

MAPPO, a prominent multi-agent reinforcement learning algorithm introduced by Yu et al. [21], operates on a dual-network architecture comprising an actor and a critic. The actor network, or policy, executes actions aimed at maximizing accumulated discounted returns, which are estimated by the critic based on the current state values.

This algorithm is designed for a decentralized partially observable Markov decision process (DEC-POMDP), characterized by the number of agents (n), the global state space (\mathcal{S}), the local observation space for agents (\mathcal{O}), with each agent i having a local observation o_i derived from the global state s , the action space (\mathcal{A}), where each agent acts according to a policy $\pi_\theta(o_i)$, with θ representing the learnable parameters of the policy, the probability of transitioning from state s to state s' given the joint actions $A = (a_1, a_2, \dots, a_n)$ of the agents ($\mathcal{P}(s'|s, A)$), and the shared reward function for the joint actions of the agents ($R(s, A)$). MAPPO's objective is to maximize the expected sum of discounted rewards, formulated as:

$$J(\theta) = \mathbb{E}_{A^t, s^t} \left[\sum_t \gamma^t R(s^t, A^t) \right] \quad (1)$$

where γ is the discount factor that prioritizes immediate rewards over future ones.

The algorithm employs a centralized training but decentralized execution (CTDE) approach, where the critic, accessible only during training, utilizes global information across all agents. In contrast, the actor operates solely on local observations during both training and execution phases.

In our implementation, given that our agents are homogeneous, we adopt parameter-sharing to streamline the learning process. However, our scenario deviates from standard MAPPO applications as it encompasses both cooperative and competitive elements. Thus, we have explored strategies involving both individual rewards and shared rewards to accommodate the competitive dynamics among agents.

B. Novel Attention-based Encoding for MAPPO

We introduce AB-MAPPO: an augmented MAPPO’s architecture with the integration of a novel attention-based encoding mechanism into the critic network. This enhancement allows the actor to make decisions based on more accurately estimated values from the critic, thereby improving its performance indirectly as well. Figure 1 illustrates the design of our attention-based encoding mechanism for the critic. This design enables the critic to leverage all agents’ observations to develop a representation that encapsulates both spatial and temporal dynamics effectively.

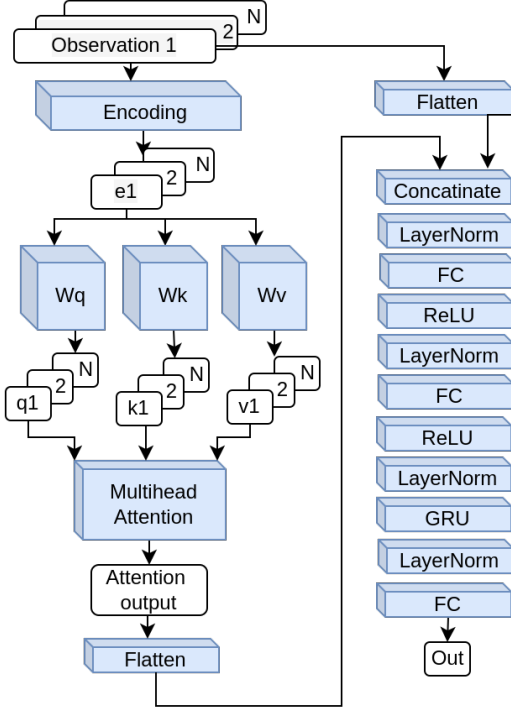


Fig. 1: Our Attention-based encoding for the critic

Spatial information is captured through encoding and multi-head attention mechanisms. Temporal information is processed using a Gated Recurrent Unit (GRU). Initially, each agent’s observation o_i is transformed into an encoded vector e_i using shared learnable parameters W_e and b_e , $e_i = W_e * o_i + b_e$.

Each encoded vector e_i is then mapped to three vectors: query q_i , key k_i , and value v_i , using parameters W_q , W_k ,

and W_v , respectively:

$$q_i = W_q * e_i \quad (2)$$

$$k_i = W_k * e_i \quad (3)$$

$$v_i = W_v * e_i \quad (4)$$

These vectors are subsequently processed by a multi-head attention module, which learns the inter-agent attention dynamics:

$$Q = \text{stack}(q_1, q_2, \dots, q_N) \quad (5)$$

$$K = \text{stack}(k_1, k_2, \dots, k_N) \quad (6)$$

$$V = \text{stack}(v_1, v_2, \dots, v_N) \quad (7)$$

The output from the multi-head attention module, based on the seminal paper of Vaswani et al. [23], is computed as follows:

$$M_{out} = \text{Concat}(\text{head}_1, \dots, \text{head}_H)W^o \quad (8)$$

$$\text{head}_j = \text{Attention}(QW_j^Q, KW_j^K, VW_j^V) \quad (9)$$

$$\text{Attention}(Q, K, V) = \text{softmax}(QK^T / \sqrt{d_k})V, \quad (10)$$

where W^o, W^Q, W^K , and W^V are learnable parameters, d_k denotes the key vector dimension, and H represents the number of heads used (in this case, three).

The attention module’s output is then flattened and concatenated with the original observations, and passed through a sequence of fully connected layers (FCs), normalization (Norm), a GRU, and a final FC layer to produce the value estimate. This layer configuration follows a standard, open-source implementation of MAPPO. For the actor, we retained the standard configuration, which includes a similar series of FCs, Norms, and a GRU layer, differing only in the final output layer, which matches the number of possible actions.

C. Observation Design

In addressing the multi-agent, multi-machine tending problem, it was essential to design an efficient observation scheme that captures essential information while excluding superfluous details. After extensive empirical testing to determine the optimal data inclusion by trying different observation options (more about it in section VI), each agent’s observation was crafted to include:

- The agent’s absolute position and a “has part” flag indicating whether it has picked up a part but not yet placed it.
- The relative positions of each machine, accompanied by a flag indicating the readiness of a part at each location.
- The relative position of the storage area.
- The relative positions of other agents, along with their respective “has part” flags.

All positional data represent the central point of entities, normalized to scale values between 0 and 1 to facilitate processing.

D. Reward Design

The reward structure was tailored to enhance navigation and efficiency in machine-tending tasks:

1. Base Rewards:

- Pick Reward (R_{pi}): Granted when an agent without a part reaches a machine with a ready part.
- Place Reward (R_{pl}): Awarded when an agent with a part reaches the storage area to place the part.
- Collision Penalty (R_c): Incurred upon collision with agents, walls, machines, or the storage area.

2. Distance-based Rewards:

- Progress towards the closest machine with a ready part (R_{pm}) and the storage area (R_{ps}) is rewarded to provide continuous feedback. The rewards are calculated based on the reduction in distance to the target (d_m^t) between consecutive steps, scaled by a factor (pr).

$$R_{pm}^t = \begin{cases} pr * (d_m^{t-1} - d_m^t) & \text{if the agent has no part} \\ 0 & \text{otherwise} \end{cases} \quad (11)$$

$$R_{ps}^t = \begin{cases} pr * (d_s^{t-1} - d_s^t) & \text{if the agent has part} \\ 0 & \text{otherwise} \end{cases} \quad (12)$$

3. Utilization Penalty (R_u):

- To discourage idle machines, a penalty is applied for uncollected parts (p_{un}) at each step, calculated based on the number of steps a part (i) remains uncollected (ns_i) multiplied by a scaling factor (u).

$$R_u = \begin{cases} p_{un} * u & \text{if fixed uncollected penalty} \\ \sum ns_i * u & \text{otherwise} \end{cases} \quad (13)$$

4. Time Penalty (R_t):

- Imposed to encourage movement, particularly when no other rewards or penalties are being applied.

$$R_t = \begin{cases} tp & \text{if } R_{pi}, R_{pl}, \text{ and } R_u \text{ are } 0 \\ 0 & \text{otherwise} \end{cases} \quad (14)$$

The cumulative reward for an agent is the sum of all the above components:

$$R_T = R_{pi} + R_{pl} + R_c + R_{pm} + R_{ps} + R_u + R_t \quad (15)$$

V. EXPERIMENTS

A. Simulation Setup

For our experiments, we leveraged the Vectorized Multi-Agent Simulator (VMAS) [24], specifically designed for efficient multi-agent reinforcement learning (MARL) benchmarking. VMAS integrates a 2D physics engine and supports the well-known Gym simulation environments interface. Its architecture allows for straightforward customization and expansion, facilitating the development of new and more

complex scenarios. More about the action space and the simulator in the supplementary materials.

Figure 2 illustrates the multi-agent multi-machine tending scenario we developed. In this setup, three agents, depicted in red, initiate from their designated idle positions at the top of the environment. The production machines are highlighted in green, with machine blockers in gray obstructing direct access to the machines from one side. The storage area is marked in blue, and the walls outlining the environment are shown in black.




Fig. 2: Multi-agent (red) multi-machine (green) tending scenario designed in VMAS, including obstacles (gray) and storage area (blue).

Each episode in our simulation environment spans 200 time steps, during which agents aim to collect and deliver as many parts as possible. Agents are restricted to carrying only one part at a time; an agent must deliver its current part before picking up another. Additionally, once a part is collected from a machine, there is a production delay of 20 steps before the next part is available from the same machine.

B. Evaluation Procedure

Our evaluation framework is designed to assess both task effectiveness and resource efficiency through various criteria:

1. Task Success Factors:

- Total Number of Collected Parts: Measures the efficiency of part collection by agents.
- Total Number of Delivered Parts: Assesses the effectiveness of the delivery process.

2. Safety Factor:

- Total Number of Collisions: Calculated as the cumulative collisions across all agents, indicating the safety of navigation and interaction.

3. Resource Utilization Factors:

- Machine Utilization (MU):

$$MU_i = \frac{P_i}{P_{imax}}, \text{Avr}(MU) = \frac{\sum MU_i}{M} \quad (16)$$

Where MU_i represents the utilization rate of machine i , calculated by dividing the number of parts collected from machine i (P_i) by the maximum parts it could have produced (P_{imax}). The average utilization across all machines ($\text{Avr}(MU)$) is then determined by averaging the MU_i values for all machines (M).

- Agent Utilization (AU):

$$AU_i = \frac{P_i}{(P_{max}/N)}, \text{Avr}(AU) = \frac{\sum AU_i}{N} \quad (17)$$

Where AU_i is the utilization for agent i , based on the number of parts it collected (P_i) relative to the average expected parts per agent (P_{max}/N). The average utilization for all agents ($\text{Avr}(AU)$) is the mean of AU_i values across all agents (N).

Each model’s interaction with the environment spanned 18,200 episodes, with performance metrics averaged over the final 200 episodes to assess stability and effectiveness. The experiments were replicated three times using different random seeds to ensure reliability, with results reported as both average values and standard deviations.

C. Results and Adaptability

Table I presents a comparative analysis of AB-MAPPO against the standard MAPPO. The data clearly demonstrate that AB-MAPPO significantly surpasses MAPPO across all evaluated metrics. Notably, it achieves a 40% reduction in collisions, enhancing safety. Furthermore, it exhibits a 16% increase in parts collection and a 20% improvement in parts delivery. Additionally, the model boosts average machine utilization and agent utilization by 8% each, indicating a more efficient use of resources.

TABLE I: Evaluation results for our model compared to MAPPO: Mean (stddev).

Model	MAPPO	AB-MAPPO
Collected	10.2(1.0)	11.86 (0.31)
Delivered	8.74 (0.78)	10.49 (0.43)
Collisions	15.02 (0.96)	8.99 (1.87)
Avr(MU)	0.51 (0.11)	0.59 (0.16)
Avr(AU)	0.51 (0.05)	0.59 (0.04)

The total episode return for AB-MAPPO in comparison to MAPPO is shown in figure 3. In the beginning, the two models have similar performance, but at around 2.5 million steps ours start to outperform MAPPO and gradually continues to improve while MAPPO reaches a plateau.

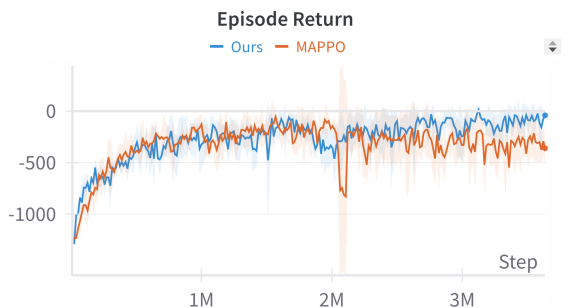


Fig. 3: The total episode return for AB-MAPPO compared to MAPPO

To assess the adaptability of our model to various industrial settings, we conducted training and evaluation in multiple environment layouts without adjusting the hyperparameters. This approach was designed to test whether the model could be effectively deployed in different factory

setups without requiring layout-specific tuning. The experiments maintained consistent dimensions for the environment, machines, agents, and storage area, varying only the layout configurations. Figure 4 displays examples of environment layouts where the model demonstrated robust performance. Conversely, Figure 5 highlights layouts where the model’s performance was comparatively weaker.

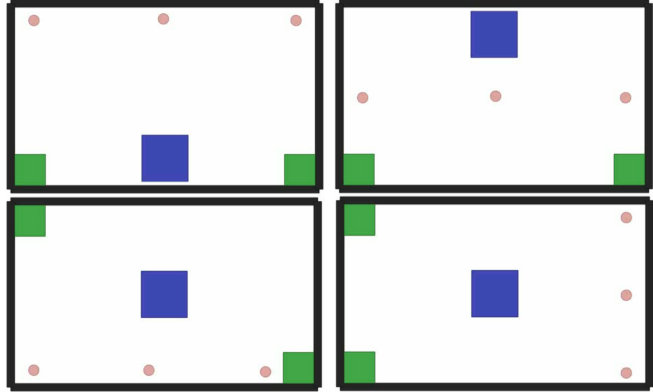


Fig. 4: Examples of environment layouts with good performance

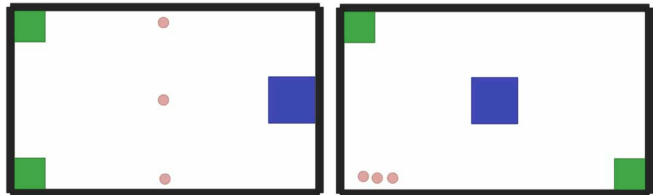


Fig. 5: Examples of environment layouts with less optimal performance: agents learn to tend for one machine and ignore the other.

Empirical testing revealed that our model performs optimally when the distance between the machines and the storage area is minimized. This configuration facilitates quicker part deliveries, enhancing overall efficiency. In contrast, a larger distance from the agents’ initial positions to the machines does not significantly impact performance, suggesting that initial agent placement is less critical.

However, significantly increasing the distance between the machines and the storage area adversely affects performance. We attribute this decline to the increased challenge agents face in locating the storage area after part collection, necessitating exploration over a larger area. The placement of the storage area—whether centrally or peripherally—does not markedly influence performance. Nevertheless, starting agents in close proximity to one another can impede their learning due to an increased incidence of collisions at the outset, which the collision penalty exacerbates by discouraging exploration. Additional experiments and results are provided in the supplementary materials¹.

¹<https://initrobots.ca/mammt/>

VI. ABLATION STUDY

A. Experiments on Observation Design

To develop an effective observation strategy for our model, we initially assessed various observation configurations using MAPPO to determine their impact on performance. Table II presents a baseline experiment (Exp1), which incorporates all observation components detailed in IV-C including all agents’ velocities and the relative positions of the walls.

Subsequent experiments each modify a single aspect of the baseline observation to isolate and measure its effect on performance: Where Exp2 adds the time elapsed since a part became ready at a machine but remained uncollected, Exp3 excludes agents’ velocity data, Exp4 removes the normalization step from the observation process, Exp5 changes the representation of entities from the center point to the positions of two opposite corners, Exp6 includes the positions of machine blockers, and Exp7 omits the walls’ positions from the observation). This systematic approach allows us to identify the most influential observation factors and optimize the model’s input data for better learning outcomes and performance.

TABLE II: Evaluation results for various observation components: Mean (stddev).

Exp	Collected	Delivered	Collisions	Avr(MU)	Avr(AU)
1	7.66(0.7)	6.29(0.7)	13.47(4.2)	0.38(0.2)	0.38(0.0)
2	1.26(0.1)	0.01(0.0)	10.25(3.3)	0.06(0.0)	0.06(0.0)
3	9.25(1.1)	7.8(1.1)	13.96(1.8)	0.46(0.1)	0.46(0.0)
4	7.78(1.2)	6.24(1.3)	8.67(2.5)	0.39(0.2)	0.39(0.1)
5	9.18(0.5)	7.74(0.5)	7.72(1.3)	0.46(0.2)	0.46(0.0)
6	8.15(1.0)	6.64(1.0)	9.22(1.9)	0.41(0.3)	0.41(0.0)
7	7.49(0.1)	5.78(0.2)	9.78(2.0)	0.38(0.3)	0.37(0.1)

Our experimental findings indicate that certain observation modifications enhance model performance while others may impede it. Specifically, the inclusion of wall and machine blocker observations, the use of two-corner representations for entities, and normalization procedures significantly improved parts delivery outcomes. Conversely, tracking agents’ velocities and the duration since parts became ready without collection appeared to hinder learning. In terms of safety, the two-corner representation and normalization generally reduced the number of collisions, suggesting that more detailed information in the observation helps in avoiding mishaps. Interestingly, the inclusion of wall observations did not demonstrate a clear benefit and appeared not to affect safety positively.

Furthermore, enhancements in parts delivery correlated well with improvements in both machine and agent utilization rates. This suggests that factors contributing positively to operational efficiency also tend to optimize resource usage performance. Utilizing the same base experiment setup as before, all reward components outlined in (15) were initially included, along with reward sharing where all agents receive the pick or place reward if at least one agent successfully picks up or places a part, respectively. Subsequent experiments each isolate and modify a specific reward feature to analyze its effects. Where Exp2 eliminates the time penalty,

Exp3 removes reward sharing, Exp4 omits the uncollected parts penalty, Exp5 applies an increasing uncollected parts penalty as described in the latter part of (13), and Exp6 removes the distance-based reward. Table III details these comparisons.

TABLE III: Evaluation results for various reward components: Mean (stddev).

Exp	Collected	Delivered	Collisions	Avr(MU)	Avr(AU)
1	7.66(0.7)	6.29(0.7)	13.47(4.2)	0.38(0.2)	0.38(0.0)
2	6.72(1.8)	5.4(1.9)	18.33(9.0)	0.34(0.0)	0.34(0.0)
3	8.44(0.7)	7.39(0.5)	27.25(9.8)	0.42(0.2)	0.42(0.1)
4	4.79(0.6)	3.46(0.2)	6.58(2.1)	0.24(0.1)	0.24(0.0)
5	1.55(0.1)	0.28(0.2)	167.48(53.7)	0.08(0.0)	0.08(0.0)
6	6.57(2.6)	4.99(3.4)	7.57(4.6)	0.33(0.2)	0.33(0.1)

Generally, the removal of any reward component negatively impacted productivity and resource utilization. Notably, not sharing rewards and applying a fixed penalty for uncollected parts yielded better results. From a safety perspective, fewer reward terms led to increased safety, except in the case of the time penalty. Sharing rewards and using fixed penalties for uncollected parts also resulted in fewer collisions.

Additionally, we assessed the performance of combining the most effective observation and reward options. Table IV presents these results. Not all combinations led to performance enhancements. For instance, Exp1, which combines removing velocity observation (RV) with observing machine blockers’ positions (OMB), did not improve outcomes. However, Exp2, which combines RV with no reward sharing (NSH), showed enhanced performance, as did Exp3, which pairs no velocity observation (NV) with two-corner entity representation (COR). Contrarily, combining all selected options (NV, COR, OMB, and NSH) in Exp4 did not yield better results. Ultimately, the setup from Exp2 was chosen as the optimal configuration for our observation and reward strategy.

TABLE IV: Combining the best performing options: Mean (stddev).

Exp	Collected	Delivered	Collisions	Avr(MU)	Avr(AU)
1	9.03(1.4)	7.56(1.5)	11.59(1.1)	0.45(0.2)	0.45(0.1)
2	10.2(1.0)	8.74(0.8)	15.02(1.0)	0.51(0.1)	0.51(0.1)
3	9.8(0.7)	8.16(1.0)	7.64(2.0)	0.49(0.2)	0.49(0.1)
4	8.51(0.6)	7.43(0.5)	21.26(1.6)	0.43(0.4)	0.43(0.1)

VII. CONCLUSION

This study significantly advances multi-agent multi-machine tending by addressing unexplored complexities. We enhanced the MAPPO architecture with AB-MAPPO, incorporating a novel attention-based encoding to improve feature representation significantly. These innovations establish a new baseline and pave the way for future advancements. Rigorously tested across diverse environments and supported by a comprehensive ablation study, AB-MAPPO demonstrated its efficacy and adaptability. Looking forward, we plan to extend these innovations to more dynamic scenarios, including real-time material feeding and interactive object

manipulation, to bridge the gap between theoretical research and practical applications.

REFERENCES

- [1] L. Kugler, "Addressing labor shortages with automation," *Communications of the ACM*, vol. 65, pp. 21–23, 2022. [Online]. Available: <https://dl.acm.org/doi/10.1145/3530687>
- [2] O. Heimann, S. Niemann, A. Vick, C. Schorn, and J. Krüger, "Mobile machine tending with ros2: Evaluation of system capabilities," in *2023 IEEE 28th International Conference on Emerging Technologies and Factory Automation (ETFA)*. IEEE, 2023, pp. 1–4.
- [3] E. Commission, D.-G. for Research, Innovation, M. Breque, L. De Nul, and A. Petridis, *Industry 5.0 – Towards a sustainable, human-centric and resilient European industry*. Publications Office of the European Union, 2021.
- [4] T. Fan, P. Long, W. Liu, and J. Pan, "Fully distributed multi-robot collision avoidance via deep reinforcement learning for safe and efficient navigation in complex scenarios," *arXiv preprint arXiv:1808.03841*, 2018.
- [5] B. Singh, R. Kumar, and V. P. Singh, "Reinforcement learning in robotic applications: a comprehensive survey," *Artificial Intelligence Review*, pp. 1–46, 2022.
- [6] A. Agrawal, S. J. Won, T. Sharma, M. Deshpande, and C. McComb, "A multi-agent reinforcement learning framework for intelligent manufacturing with autonomous mobile robots," *Proceedings of the Design Society*, vol. 1, pp. 161–170, 2021.
- [7] A. Iriondo, E. Lazkano, L. Susperregi, J. Urain, A. Fernandez, and J. Molina, "Pick and place operations in logistics using a mobile manipulator controlled with deep reinforcement learning," *Applied Sciences*, vol. 9, no. 2, p. 348, 2019.
- [8] M. Li, B. Belzile, A. Imran, L. Birglen, G. Beltrame, and D. St-Onge, "From assistive devices to manufacturing cobot swarms," in *2023 32nd IEEE International Conference on Robot and Human Interactive Communication (RO-MAN)*. IEEE, 2023, pp. 234–240.
- [9] F. Jia, A. Jebelli, Y. Ma, and R. Ahmad, "An intelligent manufacturing approach based on a novel deep learning method for automatic machine and working status recognition," *Applied Sciences*, vol. 12, no. 11, p. 5697, 2022.
- [10] S. Al-Hussaini, S. Thakar, H. Kim, P. Rajendran, B. C. Shah, J. A. Marvel, and S. K. Gupta, "Human-supervised semi-autonomous mobile manipulators for safely and efficiently executing machine tending tasks," *arXiv preprint arXiv:2010.04899*, 2020.
- [11] Z. Chen, J. Alonso-Mora, X. Bai, D. D. Harabor, and P. J. Stuckey, "Integrated task assignment and path planning for capacitated multi-agent pickup and delivery," *IEEE Robotics and Automation Letters*, vol. 6, no. 3, pp. 5816–5823, 2021.
- [12] S. Behbahani, S. Chhatpar, S. Zahrai, V. Duggal, and M. Sukhwani, "Episodic memory model for learning robotic manipulation tasks," *arXiv preprint arXiv:2104.10218*, 2021.
- [13] B. Burgess-Limerick, J. Haviland, C. Lehnert, and P. Corke, "Reactive base control for on-the-move mobile manipulation in dynamic environments," *IEEE Robotics and Automation Letters*, 2024.
- [14] K. Zhu and T. Zhang, "Deep reinforcement learning based mobile robot navigation: A review," *Tsinghua Science and Technology*, vol. 26, no. 5, pp. 674–691, Oct. 2021, conference Name: Tsinghua Science and Technology.
- [15] P. Wu, A. Escontrela, D. Hafner, P. Abbeel, and K. Goldberg, "Daydreamer: World models for physical robot learning," in *Conference on Robot Learning*. PMLR, 2023, pp. 2226–2240.
- [16] J. Schulman, F. Wolski, P. Dhariwal, A. Radford, and O. Klimov, "Proximal policy optimization algorithms," *arXiv preprint arXiv:1707.06347*, 2017.
- [17] V. Mnih, K. Kavukcuoglu, D. Silver, A. Graves, I. Antonoglou, D. Wierstra, and M. Riedmiller, "Playing atari with deep reinforcement learning," *arXiv preprint arXiv:1312.5602*, 2013.
- [18] V. Konda and J. Tsitsiklis, "Actor-critic algorithms," *Advances in neural information processing systems*, vol. 12, 1999.
- [19] D. Hafner, T. Lillicrap, I. Fischer, R. Villegas, D. Ha, H. Lee, and J. Davidson, "Learning latent dynamics for planning from pixels," in *International conference on machine learning*. PMLR, 2019, pp. 2555–2565.
- [20] R. S. Sutton, "Dyna, an integrated architecture for learning, planning, and reacting," *ACM Sigart Bulletin*, vol. 2, no. 4, pp. 160–163, 1991.
- [21] C. Yu, A. Velu, E. Vinitisky, Y. Wang, A. M. Bayen, and Y. Wu, "The surprising effectiveness of mapo in cooperative," *Multi Agent Games*, 2021.
- [22] R. Lowe, Y. I. Wu, A. Tamar, J. Harb, O. Pieter Abbeel, and I. Mordatch, "Multi-agent actor-critic for mixed cooperative-competitive environments," *Advances in neural information processing systems*, vol. 30, 2017.
- [23] A. Vaswani, N. Shazeer, N. Parmar, J. Uszkoreit, L. Jones, A. N. Gomez, Ł. Kaiser, and I. Polosukhin, "Attention is all you need," *Advances in neural information processing systems*, vol. 30, 2017.
- [24] M. Bettini, R. Kortvelesy, J. Blumenkamp, and A. Prorok, "Vmas: A vectorized multi-agent simulator for collective robot learning," *The 16th International Symposium on Distributed Autonomous Robotic Systems*, 2022.