

MambaPlace: Text-to-Point-Cloud Cross-Modal Place Recognition with Attention Mamba Mechanisms

Tianyi Shang, Zhenyu Li, *Member, IEEE*, Wenhao Pei, Pengjie Xu, ZhaoJun Deng, and Fanchen Kong

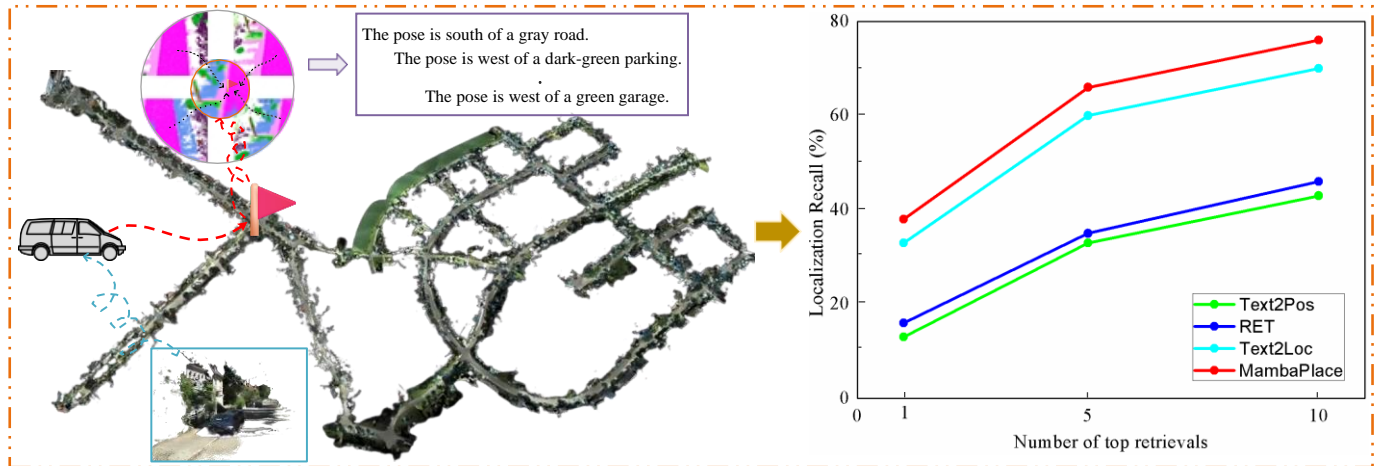


Fig. 1 Left: We introduce MambaPlace, a city-scale place localization solution that utilizes text descriptions. When given a point cloud representing the environment and a text query describing a place, MambaPlace identifies the most probable location of the specified place on the map. Right: The localization performance on the KITTI360Pose test set demonstrates that the proposed MambaPlace implementation consistently outperforms existing methods across all top search numbers. Notably, its performance in text localization surpasses all current SOTA results for queries within a 5-meter range.

Abstract—Vision-Language Place Recognition (VLVPR) enhances robot localization performance by incorporating natural language descriptions from images. By utilizing language information, VLVPR directs robot place matching, overcoming the constraint of solely depending on vision. The essence of multimodal fusion lies in mining the complementary information between different modalities. However, general fusion methods rely on traditional neural architectures and are not well-equipped to capture the dynamics of cross-modal interactions, especially in the presence of complex intra-modal and inter-modal correlations. To this end, this paper proposes a novel coarse-to-fine and end-to-end connected cross-modal place recognition framework, called MambaPlace. In the coarse-localization stage, the text

description and 3D point cloud are encoded by the pre-trained T5 and instance encoder, respectively. They are then processed using Text-Attention Mamba (TAM) and Point Clouds Mamba (PCM) for data enhancement and alignment. In the subsequent fine-localization stage, the features of the text description and 3D point cloud are cross-modally fused and further enhanced through cascaded Cross-Attention Mamba (CCAM). Finally, we predict the positional offset from the fused text-point cloud features, achieving the most accurate localization. Extensive experiments show that MambaPlace achieves improved localization accuracy on the KITTI360Pose dataset compared to the state-of-the-art methods. Specifically, as shown in Fig. 1, when $\epsilon < 5$, MambaPlace achieves 15.1% higher test accuracy compared to the existing state-of-the-art (Text2Loc). Our code is available: <https://github.com/nuozimiaowu/MambaPlace/tree/main>

Index Terms—Mobile robot, Text-to-Point-Cloud Place Recognition, Attention Mamba Mechanism, Coarse-to-fine Localization.

I. INTRODUCTION

IN future smart cities, autonomous vehicles, drones, and intelligent logistics systems will need to accurately localize based on human language descriptions before effective path planning can occur. Traditional unimodal visual place recognition (VPR) methods rely on cameras or radar to extract features from 2D images or point clouds and subsequently retrieve corresponding locations from a database. However, these methods suffer from low efficiency in human-computer

This work was funded by the Qing Chuang Plan by the Department of Education of Shandong Province (24240904, 24240902), the Chinese Society of Construction Machinery Young Talent Lifting Project (CCMSYESS2023001), the Opening Foundation of Key Laboratory of Intelligent Robot (HBIR202301), the Open Project of Fujian Key Laboratory of Spatial Information Perception and Intelligent Processing (FKLSIPIP1027).
Corresponding authors: Zhenyu Li.

Tianyi Shang, Zhenyu Li, Wenhao Pei, and Fanchen Kong are with the School of Mechanical Engineering, Qilu University of Technology (Shandong Academy of Sciences), Jinan 250353, China (e-mail: 832201319@fzu.edu.cn; lizhenyu@qlu.edu.cn; 202201210016@stu.qlu.edu.cn; fckong@qlu.edu.cn).

Tianyi Shang is also with the Department of Electronic and Information Engineering, Fuzhou University, Fuzhou 350100, China (e-mail: 832201319@fzu.edu.cn).

Pengjie Xu is with the School of Mechanical Engineering, Shanghai Jiao Tong University, Shanghai 200030, China (e-mail: xupengjie194105@sjtu.edu.cn).

Zhaojun Deng is with the School of Mechanical Engineering, Tongji University, Shanghai 201804, China (e-mail: dengzhaojun@tongji.edu.cn).

interaction and lack precision under conditions of seasonal changes and variations in viewpoint. In contrast, the text-to-point-cloud localization approach enables accurate localization without requiring the user to be in proximity to the location and remains unaffected by changes in the natural environment. This approach offers a superior solution for scenarios where GPS and traditional vision methods are unreliable, such as during extreme weather conditions and large-scale occlusions.

Text-to-point-cloud localization encounters several challenges: 1) Ambiguous descriptions may correspond to multiple potential regions within the point cloud map, and 2) language descriptions of different positions within the same region can be very similar, making precise location regression a significant challenge. To address these issues, the pioneering work Text2Pos generated multiple descriptions for various spatial positions based on the KITTI360 dataset, thereby creating the foundational KITTI360Pose dataset. Subsequently, they proposed the first two-stage language-to-point-cloud localization framework: in the coarse phase, large-scale point clouds are segmented into patches and aligned with text; in the fine phase, text and point cloud fusion is employed to achieve precise localization within each candidate region. However, Text2Pos primarily focuses on descriptions within patches and overlooks the global spatial relationships between language and point

clouds. To address this limitation, Wang et al. introduced the Relation-Enhanced Transformer (RET) to establish relationships between point clouds and text [1], utilizing cross-attention in the fine phase to enhance multimodal fusion. Recently, Text2loc [2] employed a pre-trained T5 model and introduced a contrastive learning mechanism in the coarse phase. In the relocation phase, they utilized a matching-free regression method, significantly improving performance.

However, previous studies have not thoroughly addressed several critical issues. In Text2loc, while language information is represented using the advanced T5 model, point cloud feature extraction relies solely on basic attention mechanisms. This approach fails to adequately capture the intricate features of more complex and information-rich point clouds, resulting in an imbalance in the semantic space during contrastive learning.

Our objective is to address these challenges using a theoretically unified mechanism. The Mamba model has captured our interest. This time-varying architecture, based on Selective State Space Models (SSM), is considered a lightweight alternative to Transformers. However, we are particularly intrigued by its exceptional capability to model long sequences. During the coarsening stage, when processing point cloud data, we utilize a pure selective SSM-based point cloud Mamba module to replace the original self-attention module, which effectively captures the relationships between distant points in the point cloud and enhances the relative positional relationships. In summary, our main contributions are as follows:

- A Point-Clouds Mamba (PCM), utilizing pure SSM, is developed to enhance the feature representation of large-scale spatial information within point clouds.
- A Text-Attention Mamba (TAM) is designed to capture the contextual details of both intra-sentence and inter-

sentence relationships, which enhances the relationship between positional keywords and target keywords.

- A Cascaded Cross-Attention Mamba (CCAM) is proposed to facilitate the multi-scale fusion of multimodal features and to effectively manage semantic information, which accurately predicts the final localization offset, thereby enhancing localization accuracy.

II. RELATED WORK

A. Visual Place Recognition

Visual Place Recognition (VPR) involves accurately identifying a location by retrieving relevant information from a large-scale database. Traditional 2D VPR techniques employ various aggregation methods, such as Vector of Locally Aggregated Descriptors (VLAD) [3] and Generalized Mean (GeM), to extract feature vectors from images and then perform matching between 2D features. However, these methods often demonstrate suboptimal performance under conditions such as changes in viewpoint and seasonal variations. To address these challenges, Izquierdo et al. [4] explored the bidirectional relationship between clusters and features, Lu et al. [5] implemented feature alignment at the image scale, and EfficVPR [6] utilized attention maps from intermediate layers of Vision Transformers (ViT) for local matching, thereby enhancing performance across varying perspectives.

Due to the robustness of point clouds against variations in lighting, seasons, and viewpoints in real-world scenarios, 3D VPR offers greater stability compared to 2D VPR. To aggregate sparse and unordered point cloud features, previous methods employed handcrafted feature extraction techniques for point cloud representation, which were subsequently aggregated using VLAD to generate abstract descriptors. Current research is shifting towards end-to-end approaches. For instance, ComPoint [7] mapped point cloud information to the complex domain, HiBi-GCN [8] introduced a hierarchical bidirectional graph convolutional network, and Xia et al. [9] proposed a two-stage cross-attention transformer (CASSPR) that combines point clouds and voxels, demonstrating excellent performance in point cloud representation.

Recently, cross-modal VPR involving text and point clouds has garnered significant attention. Text2pos [10] pioneered this field by proposing a two-stage coarse-to-fine framework, where text-to-submap instance matching is performed in the coarse stage, followed by instance-level offset regression in the fine stage to achieve precise localization from text to point clouds. RET enhanced semantic representation and modality fusion through attention mechanisms. Text2Loc [2] significantly improved performance in the cross-modal domain by utilizing contrastive learning and introducing a novel non-matching localization method in the fine stage to reduce computational overhead. Previous works relied on pretrained backbones for semantic feature extraction but treated point clouds simplistically, failing to adequately represent the information contained within them, which resulted in an asymmetry between the language and point cloud dimensions. To address these shortcomings, our framework introduces novel PCM and TAM mechanisms, which handle point cloud and text

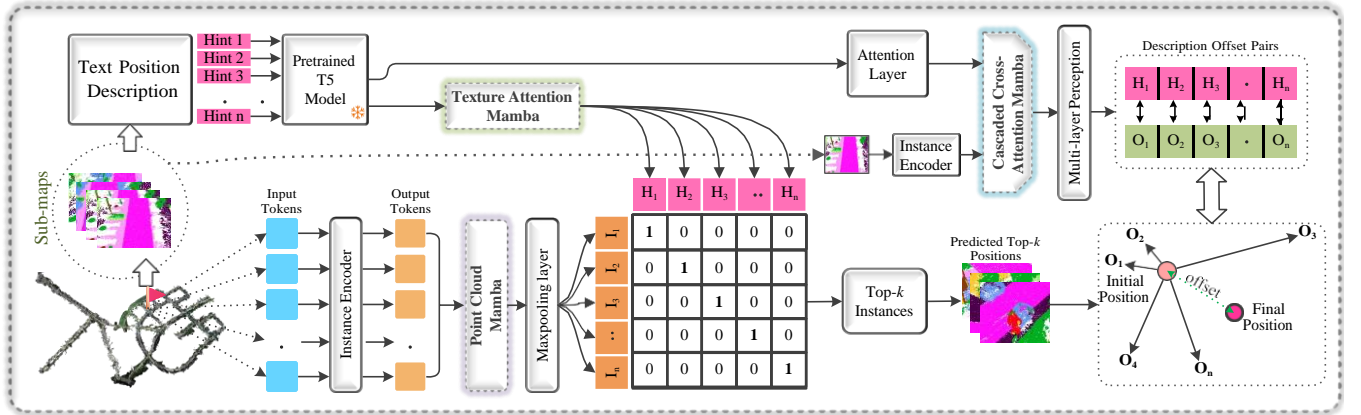


Fig. 1. The proposed MambaPlace architecture comprises two sequential modules: global coarse localization and fine localization. In the coarse localization stage, the text description and 3D point cloud are encoded using the pre-trained T5 model and an instance encoder, respectively. These encodings are then processed with TAM and PCM for data enhancement and alignment. In the subsequent fine localization stage, the features from the text description and 3D point cloud are cross-modally fused and further enhanced through CCAM. Finally, The center coordinates of the retrieved submaps is refined using a contrastive learning, which adjusts the target location to improve localization accuracy.

information, respectively, in the coarse stage. This approach enables more accurate feature extraction through the Mamba mechanism and facilitates the projection of semantic and point cloud information into a unified semantic space.

B. State Space Model

To address the limitations of CNNs in understanding large-scale scene representations and the quadratic computational cost associated with the self-attention mechanism as the number of tokens increases, the State Space Model (SSM) has emerged as a viable solution. SSM effectively captures implicit relationships between inputs and outputs and is widely utilized in fields such as automatic control theory and reinforcement learning. Recently, inspired by classical time series models such as RNNs and LSTMs, structured SSMs have been integrated into neural networks [11], [12]. Gu et al. [13] introduced the Mamba module, a selective SSM that enhances the time-invariance of SSM by selectively discarding information. Unlike Transformers, the computational cost of the Mamba model increases linearly with the sequence length, making it efficient in managing long sequences and demonstrating significant potential in various downstream tasks.

Mamba has been extensively utilized in various computer vision tasks. Vision Mamba enhanced the original Mamba’s Single Shot Detector (SSD) module, enabling it to process 2D data and thereby initiating the application of Mamba in the field of computer vision. Combined Vision Transformers (ViT) and Mamba, Zhu et al. [14] introduced the pure SSM-based Vim method, which demonstrated exceptional performance across several downstream tasks. Currently, Mamba has been widespread use in object detection [15], semantic segmentation [16], and image retrieval [17]. The effectiveness of SSM models in point cloud processing was illustrated by PoinTramba [18] and PointMamba [19]. Dimba [20], a novel text-to-image diffusion model, showcased Mamba’s capabilities in cross-modal processing. Mamba2 [21] further improved Mamba by integrating attention mechanisms and enhancing parallel processing.

In our work, we combine an attention mechanism and Mamba to capture long-range dependencies in the data, thereby enhancing feature representation. By leveraging its modality transfer capability, we integrate semantic information with point cloud data, addressing the issue of misrepresentation in VPR when translating from language to point cloud descriptions.

III. METHODOLOGY

Following the methodologies outlined in [2] and [10], we divide the entire process into two consecutive end-to-end stages: global coarse localization and fine localization, as shown in Fig. 2. Given a description of a location, the task of MambaPlace is to identify the top-k candidate cells that may contain the specified place. The objective of MambaPlace is to identify the top-k candidate cells that may contain the specified location during the fine stage and to determine the exact position within a selected candidate cell during the coarse stage.

A. Problem Statement

MambaPlace represent large-scale 3D map as $M_{ref} = \{m_i : i = 1, \dots, M\}$ as a collection of cubic submaps m_i , where each submap contains a set of 3D object instances $I_{i,j}$. Let T represent the query text description, which consists of a set of hints $\{h_k\}_{k=1}^h$ with each hint describing the spatial relationship between the target locations of an object instance. Global location identification using submaps involves retrieving submaps m_i based on corresponding text description T_i . This stage aims to train a function F that encodes T_i and m_i into a unified embedding space. In this space, matching query-submap pairs are brought closer together, while non-matching query-submap pairs are pushed apart.

In the fine-grained localization stage, MambaPlace utilizes a unique matching-free network to directly regress the final location of the object based on text description T_i and the retrieved submaps m_i . Consequently, the task of training a

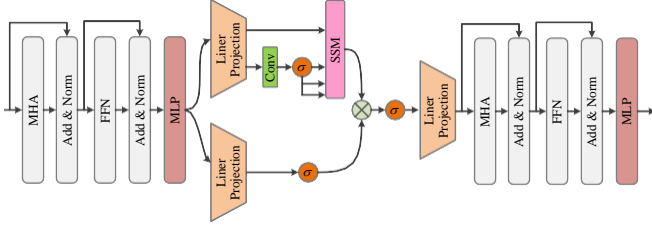


Fig. 2. The coarse recognition stage for global text retrieval. We introduce SSM into the text processing unit in conjunction with the attention mechanism to filter out irrelevant information while enhancing the global contextual relationships of long-term sequences.

3D localization network from natural language is defined as identifying the ground truth location (x, y) in the 2D plane coordinates concerning the scene coordinate system from M_{ref} :

$$\min_{(x, y) - \phi} \sum_{T_i \in M_{ref}} \underset{m_i \in M_{ref}}{\operatorname{argmin}} \{d(F(T_i), F(m_i))\} \quad (1)$$

Where $d(\cdot)$ is the Euclidean distance between text descriptor and point cloud descriptor, ϕ is a contrastive learning network designed to generate fine-grained coordinates from text description T_i and sub-map m_i .

B. Global Coarse Localization

Coarse place retrieval comprises two parallel branches: text encoding and point cloud encoding. To enhance the long-term dependencies of text and point cloud and improve feature representation, we reconstruct the encoders in both branches by building the attention Mamba mechanism.

1) *Text Encoding Branch*: The textual information is initially processed using a large pre-trained model, T5, which has fixed parameters to fully embed the linguistic features. The embedded text then enters our custom-designed Text-Attention Mamba (TAM) module. As illustrated in Fig. 3, the TAM module employs a stacked architecture consisting of attention and Mamba components. The textual information first passes through the word-level Transformer and MLP block in the initial layer, capturing the contextual relationships between words. It then advances to the Mamba block, where the selective SSM mechanism within Mamba discards irrelevant words while retaining those that indicate spatial orientation and specific objects. The first two layers focus on extracting sentence-level descriptions that emphasize spatial positioning and object localization. Finally, we process the output through an additional transformer layer to aggregate multiple sentence descriptions, resulting in a global semantic descriptor that is enhanced with spatial positional information based on the key terms.

Given text description T_i , the TAM first performs calculations using a multi-head attention mechanism (MHA) and a feed-forward neural network (FFN), incorporating residual connections and normalization:

$$\begin{aligned} Z &= \text{Add \& Norm}(I_{i,j}, \text{MHA}(I_{i,j})) \\ Z' &= \text{Add \& Norm}(Z, \text{FFN}(Z)) \end{aligned} \quad (2)$$

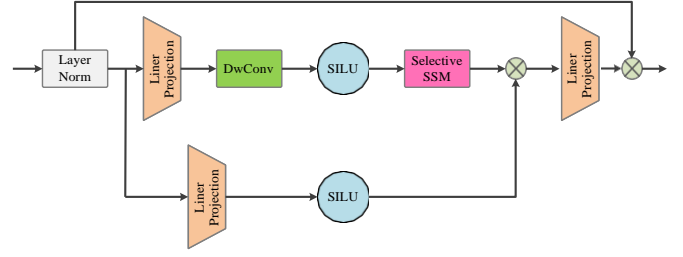


Fig. 3. The coarse recognition stage for global point cloud retrieval. We introduce SSM into the text processing unit in conjunction with the attention mechanism to filter out irrelevant information while enhancing the global point cloud relationships of long-term sequences.

Where Z and Z' represent the output of the MHA and the FFN, Add & Norm represents layer normalization. After passing through the multi-layer perceptron (MLP) and linear projection, the input is processed using the convolution operation and the SSM module, along with the activation function:

$$\begin{aligned} H &= \sigma(\text{Conv}(\text{Linear}(\text{MLP}(Z)))) \\ G_1 &= \sigma(\text{SSM}(\text{Linear}(\text{MLP}(Z)))) \\ G_2 &= \sigma(\text{Linear}(\text{MLP}(Z'))) \end{aligned} \quad (3)$$

Here, σ is the activation function, and H and G are the output of the convolution and SSM modules, respectively.

Finally, the above processing results are fused to obtain the final output:

$$Y = f((H, G_1), G_2) \quad (4)$$

Where $f(\cdot)$ means adding the outputs of the liner branches. After processing through a closely connected attention layer and a MLP, we obtain the coarse-stage text feature descriptor:

$$T' = \text{MLP}(\text{Atten}(Y)) \quad (5)$$

Where $\text{Atten}(\cdot)$ repeats the process of Eq. (2).

2) *Point Cloud Encoding Branch*: We utilize the capabilities of selective SSM to effectively model long-sequence information, replacing the attention mechanism employed in previous methods with a pure SSM architecture for extracting point cloud features. As illustrated in Fig. 4, after extracting the initial point cloud features using PointNet++, these features are input into a series of N PCM blocks. Within each PCM block, we sequentially apply layer normalization, selective SSM, depthwise separable convolution, and residual connections. In comparison to transformers, the PCM module extracts point cloud features on a significantly larger scale, making it more suitable for addressing the language-point cloud VPR problem.

PCM first applies layer normalization to the input instance encoding $I_{i,j}$, followed by a linear projection:

$$M = \text{Linear}(\text{LN}(I'_{i,j})) \quad (6)$$

Where M is the intermediate representation after layer normalization and linear projection, LN is the layer normalization. Next, M is processed in two paths:

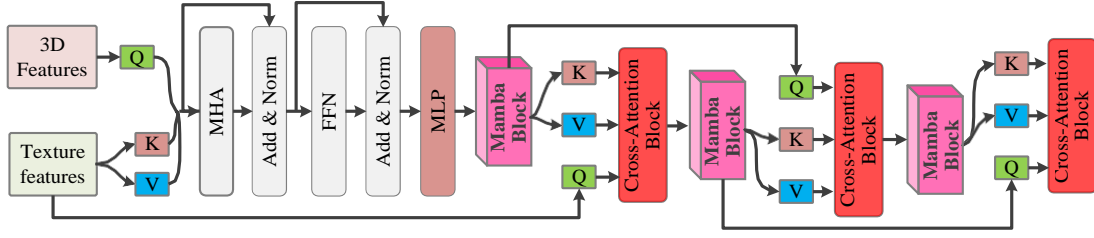


Fig. 4. The proposed fine localization architecture consists of two parallel branches: one extracts features from query text descriptions, while the other utilizes an instance encoder to extract point cloud features. The Cascaded Cross-Attention Mamba (CCAM) employs use queries from one branch retrieve up from in the other branch, aiming to the semantic information from point clouds into the text embedding.

- Path 1: go through depthwise convolution and activation functions (SILU) before entering the selective SSM module:

$$\begin{aligned} H_1 &= \text{SILU}(\text{DwConv}(M)) \\ G_1 &= \text{SILU}(\text{SelectiveSSM}(H_1)) \end{aligned} \quad (7)$$

- Path 2: irectly via linear projection and activation function (SILU):

$$G_2 = \text{SILU}(\text{Linear}(M)) \quad (8)$$

Finally, the results of path 1 and path 2 are merged to obtain the final output:

$$P' = \text{Linear}(G_1 + G_2) \quad (9)$$

Where $\text{SILU}(\cdot)$ is activate function, $\text{DwConv}(\cdot)$ is theDepth-wise Convolution operation.

3) *Contrastive Learning*: We then introduce a contrastive learning objective to address the limitations of the commonly used pairwise ranking loss, which aims to simultaneously bring the feature centroids of 3D submaps closer to their corresponding textual prompts. We integrate a text encoder and a point cloud encoder, which are responsible for embedding text-submap pairs into text features denoted as $T \in \mathbb{R}^{1 \times C}$ and 3D submap features denoted as $P' \in \mathbb{R}^{1 \times C}$, respectively, where C is the dimensionality of the embeddings. Our computational approach adheres to the principles of Contrastive Language-Image Pretraining (CLIP).

Unlike the pairwise ranking loss commonly employed in previous methods, we utilize cross-model contrastive learning to train our place recognition approach. Given an input point cloud descriptor P'_i and a matching text descriptor T'_i , the contrastive loss between each pair is calculated as follows:

$$l = -\log \frac{\exp(P'_i \cdot T'_i / \tau)}{\sum_{j \in N} \exp(P'_i \cdot T'_j / \tau)} - \log \frac{\exp(P'_i \cdot T'_i / \tau)}{\sum_{j \in N} \exp(P'_i \cdot T'_j / \tau)} \quad (10)$$

where N is the batch size, τ is the temperature coefficient.

C. Fine-grained Location

In the fine localization stage, MambaPlace has identified multiple potential corresponding point cloud regions for each text description. The objective of this stage is to regress the position of each pair of language and point cloud regions, ultimately obtaining the precise coordinates that correspond to each text description. To address this challenge, we present a

novel cascaded cross-attention Mamba model, CCAM, which fully integrates the information from both text and point clouds to achieve accurate localization regression.

First, the point cloud features and text features are processed through the MHA mechanism. The point cloud act as the query Q , while the texture features serve as the key K and value V :

$$Z_1 = \text{AddNorm}(Q, \text{MHA}(Q, K, V)) \quad (11)$$

Then, Z is processed through the FFN:

$$Z'_1 = \text{AddNorm}(Z_1, \text{FFN}(Z_1)) \quad (12)$$

The Mamba block further processes the features. Here, it is assumed that the Mamba Block generates new queries, keys, and values:

$$Q', K', V' = \text{Mamba}(Z'_1) \quad (13)$$

Then, these are further processed by the cross-attention module:

$$H_1 = \text{CrossAtten}(Q', K', V') \quad (14)$$

The combination of Mamba block and cross-attention module represents the cascade processing of cross-modal deep feature fusion:

$$Q'_i, K'_i, V'_i = \text{Mamba}_i(H_1) \quad (15)$$

Here, i represents the processing at each layer, with the final output being final H_{final} . Combining the above steps, the three key formulas can be summarized as follows:

$$H_{final} = \text{CrossAtten}(\text{Mamba}_n(\text{CrossAtten}(\text{Mamba}_1(H_1), \dots))) \quad (16)$$

Where n is the number of Mamba block.

The fine localization network does not include a text instance matching process, which simplifies and accelerates model training. The primary objective of the fine stage is to minimize the discrepancy between the predicted location and the actual location of the object. Specifically, fine utilizes employs only the mean squared error loss to train the translation regressor.

$$L(C_{gt}, C_{pred}) = \|C_{gt} - C_{pred}\|_2 \quad (17)$$

Where $C_{pred} = (x, y)$ represents the predicted target coordinates, and C_{gt} denotes the ground truth coordinates.

TABLE I
A COMPREHENSIVE COMPARISON BETWEEN MAMBAPLACE AND EXISTING SOTA METHODS ON THE KITTI360POSE DATASET.

Methods	Localization Recall ($\epsilon < 5/10/15m$) \uparrow					
	Validation Set			Test Set		
	k = 1	k = 5	k = 10	k = 1	k = 5	k = 10
NetVLAD [3]	0.18/0.33/0.43	0.29/0.50/0.61	0.34/0.59/0.69	—	—	—
PointNetVLAD [23]	0.21/0.28/0.30	0.44/0.58/0.61	0.54/0.71/0.74	0.13/0.17/0.18	0.28/0.37/0.39	0.28/0.37/0.39
Text2Pos [10]	0.14/0.25/0.31	0.36/0.55/0.61	0.48/0.68/0.74	0.13/0.20/0.30	0.33/0.42/0.49	0.43/0.61/0.65
RET [22]	0.19/0.30/0.37	0.44/0.62/0.67	0.52/0.72/0.78	0.16/0.25/0.29	0.35/0.51/0.56	0.46/0.65/0.71
Text2Loc [2]	0.37/0.57/0.63	0.68/0.85/0.87	0.77/0.91/0.93	0.33/0.48/0.52	0.60/0.75/0.78	0.70/0.84/0.86
MambaPlace (Our)	0.45/0.62/0.68	0.75/0.89/0.90	0.83/0.94/0.95	0.38/0.52/0.55	0.66/0.79/0.81	0.76/0.87/0.89

IV. EXPERIMENTS

A. Dataset

Building upon the KITTI360 dataset, Kolmet et al. enhanced it by incorporating textual descriptors into point cloud regions, resulting in the creation of the KITTI360Pose dataset. Our experiments were conducted using the KITTI360Pose dataset for both training and testing purposes. The KITTI360Pose dataset encompasses a total area of 15.51 square kilometers across nine urban regions, consisting of 43,381 point cloud-text pairs. In our experiments, we selected five regions (11.59 square kilometers) for the training set, one region for the validation set, and the remaining three regions for the test set. Each 30 \times 30 meter point cloud region is treated as the smallest unit, with a stride of 10 meters between each unit.

B. Implementation Details

In the coarse localization stage, we utilize a fixed learning rate of 5e-4 for position regression, training for 20 epochs. In the fine localization stage, we apply a fixed learning rate of 3e-4 for position refinement, training for 35 epochs. To comprehensively evaluate the experimental results, we consider different query boundaries (5, 10, 15). If the positional error falls within the query boundary, we classify it as a positive sample. The entire experiment is conducted using PyTorch on an Ubuntu 20.04 operating system, supported by a hardware platform featuring a 96-core AMD CPU and a 24GB RTX 4090 GPU.

C. Performance Comparison with SOTA Methods

1) *Performance Evaluation based on Global Place Recognition:* The MambaPlace first undergoes the global place recognition stage. As shown in Table II, we compare our model with three other state-of-the-art methods, evaluating the top-k (k=1, 3, 5) accuracy on both the validation and test sets. The results indicate that our model achieves accuracies of 0.35, 0.61, and 0.72 on the validation set, and 0.31, 0.53, and 0.62 on the test set, representing improvements of 12.9%, 12.9%, and 12.5%, and 10.7%, 8.2%, and 6.8%, respectively, over the previous best method, Text2Loc. These findings demonstrate that the enhancements we introduced for point cloud and semantic information were highly effective, enabling our method to significantly outperform previous SOTA methods in the global place recognition stage, thereby improving the overall accuracy of the framework. In addition, we record the entire training process on the training set, validation set, and

TABLE II
ACCURACY OF MAMBAPLACE AND SOTA METHODS IN THE GLOBAL PLACE RECOGNITION STAGE ON THE KITTI360POSE DATASET.

Methods	Submap Retrieval Recall \uparrow					
	Validation Set			Test Set		
	k = 1	k = 3	k = 5	k = 1	k = 3	k = 5
Text2Pos [10]	0.14	0.28	0.37	0.12	0.25	0.33
RET [22]	0.18	0.34	0.44	-	-	-
Text2Loc [2]	0.31	0.54	0.64	0.28	0.49	0.58
MambaPlace (Our)	0.35	0.61	0.72	0.31	0.53	0.62

test set, comparing the proposed MambaPlace with the best method, Text2Loc, as illustrated in Fig. 6. The results indicate that the training outcomes based on the proposed MambaPlace surpass those of the existing state-of-the-art method.

2) *Performance Evaluation based on Fine Localization:* To achieve more precise results, we conduct fine-grained position regression and compare the final outcomes with previous methods on the KITTI360Pose dataset. We consider different query boundaries ($\epsilon = 5, 10, 15$) and top-k values (k = 1, 5, 10) to ensure a comprehensive evaluation. The results indicate that our method consistently and significantly outperformed the previous SOTA method, Text2Loc, under various conditions, as illustrated in Table I. Specifically, MambaPlace achieves top-1 recall rates of 0.45 and 0.38 on the validation and test sets, respectively, when $\epsilon < 5m$, representing improvements of 21.6% and 15.1% over Text2Loc. The top-1 recall rate at $\epsilon < 5m$ is a critical metric for assessing localization accuracy, and MambaPlace’s performance in this scenario underscores its superior ability to accurately localize compared to other methods. Furthermore, as we increase the query boundary or the positive sample range k, MambaPlace consistently demonstrates best performance across all conditions, significantly surpassing previous methods. Also, it can be seen that compared to the single-modality method, MambaPlace achieves an average performance improvement of nearly 2 \times on both the training and validation sets, demonstrating the superior effectiveness of cross-modal attention in Mamba.

In addition, we further verified the predicted offset error during the fine localization stage, as shown in Table III. It is evident that MambaPlace achieves a smaller deviation, demonstrating the effectiveness of the method.

D. Ablation Study

1) *Ablation Study with Global Place Recognition:* To thoroughly evaluate the contribution of each module to the model, we sequentially removed the T5 model, contrastive loss, PCM,

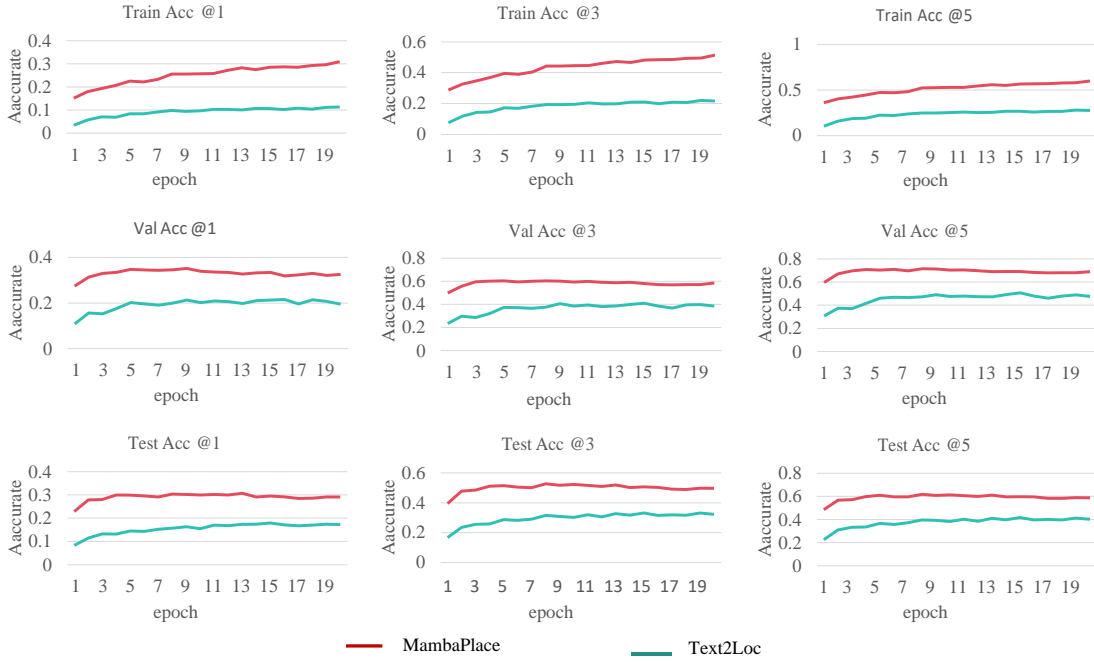


Fig. 5. Training results comparison between the proposed MambaPlace and Text2Loc based on the training set, validation set, and test set, respectively.

TABLE III

PERFORMANCE COMPARISON OF THE FFNE-STAGE MODELS ON THE KITT360POSE DATASET. NORMALIZED EUCLIDEAN DISTANCE IS ADOPTED AS THE METRIC. ALL METHODS DIRECTLY TAKE RAW POINT CLOUD AS INPUT.

Methods	Validation Error ↓	Test Error ↓
Text2Pos	0.120	0.121
Text2Loc	0.091	0.090
MambaPlace (Our)	0.086	0.084

TABLE IV

ABLATION STUDIES CONDUCTED ON THE KITT360POSE DATASET DURING GLOBAL PLACE RECOGNITION REVEAL SEVERAL MODIFICATIONS. SPECIFICALLY, "w/o CL" DENOTES THE SUBSTITUTION OF THE CONTRASTIVE LOSS WITH A PAIRWISE LOSS, WHILE "w/o T5" INDICATES THE EXCLUSION OF THE PRE-TRAINED T5 MODEL. THE TERM "w/o TA" REFERS TO THE COMPLETE REMOVAL OF THE LANGUAGE MODULE, "TAM" SIGNIFIES THE ELIMINATION OF THE MAMBA LAYER FROM THE LANGUAGE MODULE, AND "TAM ATTENTION" REPRESENTS THE REMOVAL OF THE ATTENTION LAYER FROM THE TAM MODULE.

Methods	Submap Retrieval Recall ↑					
	Validation Set			Test Set		
	K=1	K=3	K=5	K=1	K=3	K=5
W/o CL	0.277	0.515	0.626	0.235	0.420	0.504
w/o T5	0.312	0.550	0.669	0.274	0.456	0.577
w/o PCM	0.213	0.419	0.519	0.186	0.341	0.425
w/o TA	0.268	0.500	0.615	0.230	0.414	0.507
w/o TAM	0.272	0.504	0.607	0.232	0.421	0.510
w/o TAM_attention	0.348	0.601	0.711	0.298	0.505	0.604
MambaPlace (Our)	0.352	0.611	0.721	0.349	0.530	0.621

TA, TAM, and TAM_attention for ablation experiments. The results of Table IV demonstrate that each module contributes to the overall accuracy. Our findings indicate that the pre-trained T5 large language model enhances contrastive learning performance. In the global coarse retrieval stage, our proposed PCM had the most substantial impact on the point cloud branch, improving top-1 accuracy by 65% on the validation

TABLE V

ABLATION STUDIES WITH FINE LOCALIZATION. AMONG THESE, "w/o CCAM" INDICATES THE REPLACEMENT OF CROSSMAMBA WITH FEATURE-LEVEL CROSS-MODAL FUSION FOR MODALITY INTEGRATION.

method	Localization Recall (Top 1) ↑					
	k=1	Validation Set			Test Set	
		k=5	k=10	k=1	k=5	k=10
Text2Loc	36.8%	57.1%	62.7%	33.0%	47.6%	52.1%
w/o CCAM	39.1%	55.3%	60.8%	29.1%	44.2%	50.9%
MambaPlace (Our)	44.2%	61.7%	67.3%	37.9%	51.9%	55.2%

set and 87.6% on the test set. This result strongly supports our assertion that Attention Mamba is capable of large-scale modeling of point cloud information, leading to a significant performance boost.

2) *Ablation Study with Fine Localization:* The ablation experiment conducted during the fine positioning stage validates the effectiveness of the MambaPlace method, as shown in Table V. The implementation of CCAM enhances performance by 5.5% and surpasses the multimodal cascade cross-attention fusion method employed in Text2Loc, which confirms that our approach of utilizing attention Mamba to facilitate multi-scale cross-modal fusion is viable.

E. Embedding Space Analysis

We utilize t-SNE to visually represent the embedding space of text-to-point cloud feature matching learned by MambaPlace, as illustrated in Fig. 6. The baseline method, Text2Loc, generates a less discriminative space, where its positive submaps are often located far from the query text descriptions or are even scattered throughout the embedding space. In contrast, MambaPlace effectively brings the positive submaps and query text representations closer together in terms of embedding distance, producing a more discriminative recognition of cross-model spaces.

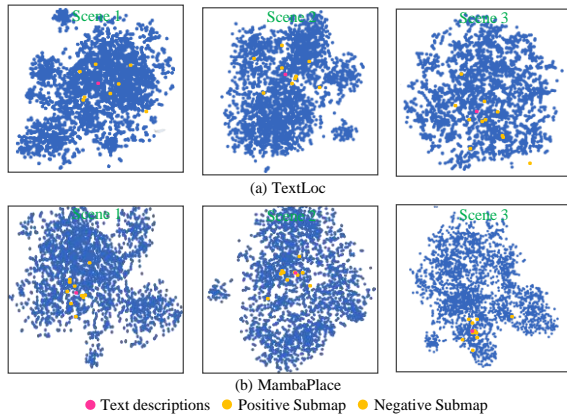


Fig. 6. Feature clustering visualization for the global place recognition based on (a) Text2Loc and (b) MambaPlace.

V. CONCLUSIONS

We present MambaPlace, the first method for text-to-point-cloud place recognition framework based on attention Mamba mechanism. We develop three distinct specialized attention Mamba modules respectively for text, point cloud, and cross-modal features. These modules are designed to strengthen long-term dependencies both intra- and inter-data classes. In the coarse localization stage, we introduce Text Attention Mamba (TAM) and Point Cloud Mamba (PCM) to enhance the feature representation of both the text encoding and point cloud encoding branches. In the fine localization stage, we present Cascaded Cross-Attention Mamba (CCAM) to integrate the two modalities, thereby improving the performance of text-guided point cloud submap retrieval. We demonstrate that our coarse-to-fine approach can accurately localize 89% of text queries to the query location within 15 meters when considering the top-10 retrieved locations, which surpasses the current state-of-the-art TextLoc that achieves a localization accuracy of 86%.

REFERENCES

- [1] G. Wang, H. Fan, M. Kankanhalli, “Text to Point Cloud Localization with Relation-Enhanced Transformer,” *In Proceedings of the AAAI Conference on Artificial Intelligence*, 2023, pp. 2501–2509.
- [2] Y. Xia, L. Shi, Z. Ding, J. F. Henriques, D. Cremers, “Text2Loc: 3D Point Cloud Localization from Natural Language,” *In Proceedings of the IEEE/CVF Conference on Computer Vision and Pattern Recognition*, 2024, pp. 14958–14967.
- [3] R. Arandjelovic, P. Gronat, A. Torii, T. Pajdla, J. Sivic. “NetVLAD: CNN Architecture for Weakly Supervised Place Recognition,” *In Proceedings of the IEEE Conference on Computer Vision and Pattern Recognition*, 2016, pp. 5297–5307.
- [4] S. Izquierdo, J. Civera, “Optimal Transport Aggregation for Visual Place Recognition” *In Proceedings of the IEEE/CVF Conference on Computer Vision and Pattern Recognition*, 2024, pp. 17658–17668.
- [5] E. Lu, B. Chen, X. -D. Zhou and D. Song, “STA-VPR: Spatio-Temporal Alignment for Visual Place Recognition,” *IEEE Robotics and Automation Letters*, 2021, vol. 6, no. 3, pp. 4297–4304.
- [6] I. Tzachor, B. Lerner, M. Levy, M. Green, T. B. Shalev, G. Habib, D. Samuel, N. K. Zailer, O. Shimshi, N. Darshan, R. Ben-Ari. “EffoVPR: Effective Foundation Model Utilization for Visual Place Recognition,” *arXiv preprint*, 2024, pp. 1–18.
- [7] “R. Zhang, G. Li, W. Gao and T. H. Li, “ComPoint: Can Complex-Valued Representation Benefit Point Cloud Place Recognition?,” *IEEE Transactions on Intelligent Transportation Systems*, 2024, vol. 25, no. 7, pp. 7494–7507.

- [8] D. W. Shu, J. Kwon, “Hierarchical Bidirected Graph Convolutions for Large-Scale 3-D Point Cloud Place Recognition,” *IEEE Transactions on Neural Networks and Learning Systems*, 2023, vol. 35, no. 7, pp. 9651–9662.
- [9] Y. Xia, M. Gladkova, R. Wang, Q. Li, U. Stilla, J. F. Henriques, D. Cremers, “Casspr: Cross Attention Single Scan Place Recognition,” *In Proceedings of the IEEE/CVF International Conference on Computer Vision*, 2023, pp. 8461–8472.
- [10] M. Kolmet, Q. Zhou, A. Osep, Leal-Taixe, “Text2Pos: Text-to-Point-Cloud Cross-Modal Localization,” *In Proceedings of the IEEE/CVF Conference on Computer Vision and Pattern Recognition*, 2022, pp. 6677–6686.
- [11] F. Deng, J. Park, S. Ahn, “Facing off world model backbones: Rnns, Transformers, and S4,” *Advances in Neural Information Processing Systems*, 2024, pp. 1–27.
- [12] C. Lu, Y. Schroeder, A. Gu, E. Parisotto, J. Foerster, S. Singh, F. Behbahani, “Structured State Space Models for In-context Reinforcement Learning,” *Advances in Neural Information Processing Systems*, 2024, pp. 1–16.
- [13] A. Gu, K. Goel, and C. Ré, “Efficiently Modeling Long Sequences with Structured State Spaces,” *arXiv preprint*, 2021, 1–16.
- [14] L. Zhu, B. Liao, Q. Zhang, X. Wang, W. Liu, X. Wang, “Vision Mamba: Efficient visual representation learning with bidirectional state space model,” *arXiv preprint*, 2024, pp. 1–11.
- [15] G. Zhang, L. Fan, C. He, Z. Lei, Z. Zhang, L. Zhang, “Voxel Mamba: Group-Free State Space Models for Point Cloud based 3D Object Detection,” *arXiv preprint*, 2024, pp. 1–15.
- [16] X. Ma, X. Zhang and M. -O. Pun, “RS3Mamba: Visual State Space Model for Remote Sensing Image Semantic Segmentation,” *IEEE Geoscience and Remote Sensing Letters*, 2024, vol. 21, pp. 1–5.
- [17] C. Zheng, N. Song, R. Zhang, L. Huang, Z. Wei, J. Nie, “Scale-semantic Joint Decoupling Network for Image-text Retrieval in Remote Sensing,” *ACM Transactions on Multimedia Computing, Communications and Applications*, 2023, vol. 20, no. 1, pp. 1–20.
- [18] Z. Wang, Z. Chen, Y. Wu, Z. Zhao, L. Zhou, D. Xu, “PoinTramba: A Hybrid Transformer-Mamba Framework for Point Cloud Analysis,” *arXiv preprint*, 2024, pp. 1–14.
- [19] J. Liu, R. Yu, Y. Wang, Y. Zheng, T. Deng, W. Ye, H. Wang, “Point Mamba: A novel Point Cloud Backbone based on State Space Model with Octree-based Ordering Strategy,” *arXiv preprint*, 2024, pp. 1–13.
- [20] X. Yin, W. Ruan, J. Fieldsend, “Dimba: Discretely Masked Black-box Attack in Single Object Tracking,” *Machine Learning*, 2024, vol. 113, no. 4, pp. 1705–23.
- [21] T. Dao, A. Gu, “Transformers are SSMs: Generalized Models and Efficient Algorithms Through Structured State Space Duality,” *International Conference on Machine Learning*, 2024, pp. 1–52.
- [22] G. Wang, H. Fan, M. Kankanhalli, “Text to Point Cloud Localization with Relation-Enhanced Transformer,” *In Proceedings of the AAAI Conference on Artificial Intelligence*, 2023, Vol. 37, No. 2, pp. 2501–2509.
- [23] M. A. Uy, H. Lee, “PointnetVLAD: Deep Point Cloud based Retrieval for Large-scale Place Recognition,” *In Proceedings of the IEEE Conference on Computer Vision and Pattern Recognition*, 2018, pp. 4470–4479.