

MLR-Copilot: Autonomous Machine Learning Research based on Large Language Models Agents

Ruochen Li¹, Teerth Patel¹, Qingyun Wang², Xinya Du¹

¹University of Texas at Dallas ²UIUC

{ruochen.li, teerth.patel, xinya.du}@utdallas.edu
qingyun4@illinois.edu

Abstract

Machine learning research, crucial for technological advancements and innovation, often faces significant challenges due to its inherent complexity, slow pace of experimentation, and the necessity for specialized expertise.

Motivated by this, we present a new systematic framework, autonomous Machine Learning Research with large language models (MLR-Copilot), designed to enhance machine learning research productivity through the automatic generation and implementation of research ideas using Large Language Model (LLM) agents. The framework consists of three phases: research idea generation, experiment implementation, and implementation execution. First, existing research papers are used to generate hypotheses and experimental plans via IdeaAgent powered by LLMs. Next, the implementation generation phase translates these plans into executables with ExperimentAgent. This phase leverages retrieved prototype code and optionally retrieves candidate models and data. Finally, the execution phase, also managed by ExperimentAgent, involves running experiments with mechanisms for human feedback and iterative debugging to enhance the likelihood of achieving executable research outcomes. We evaluate our framework on five machine learning research tasks and the experimental results show the framework’s potential to facilitate the research progress and innovations.¹

1 Introduction

The increasing complexity of scientific research and the rapid expansion of scientific knowledge necessitates innovative approaches to facilitate and accelerate the research process (Choudhury, 2021). Traditional research methodologies often involve

¹Code package, data, and models can be found at: <https://github.com/du-nlp-lab/MLR-Copilot>. Our demonstration video is at https://youtu.be/y_yBKUtvln8.

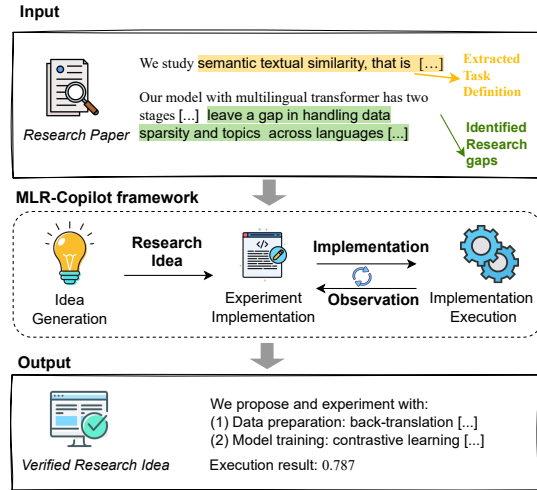


Figure 1: The autonomous machine learning research task. We take the research paper as input and output the research idea (i.e. research hypothesis and experiment plan) with execution results.

labor-intensive tasks such as literature review, hypothesis formulation, experimental design, implementation, and execution to obtain the results (Powell, 2015). These tasks can be time-consuming and prone to human error, potentially hindering scientific progress (Bornmann et al., 2010). These highlight the advantages of incorporating AI technologies to boost the efficiency and productivity of scientific research.

Large Language Models (LLMs) have shown impressive capabilities in generating text and code (Brown et al., 2020; OpenAI, 2023; Touvron et al., 2023), outperforming human experts across scientific and engineering domains, including computer science (Wang et al., 2024; Baek et al., 2024), biomedical (AI4Science and Quantum, 2023), social science (Yang et al., 2023), etc. Moreover, autonomous agents based on LLMs have shown potential in solving complex tasks such as web interactions (Zhou et al., 2023) and simulating interactions between humans (Park et al., 2023). Based

on this progress, LLMs have huge potential to advance and accelerate the scientific discovery process including autonomous research in the machine learning discipline. They would act as a “copilot” (Dakhel et al., 2023; GitHub, Inc.) for researchers (Figure 1), specifically, given the research paper, LLM-agent analyzes and extracts research problems and propose novel research ideas consisting of hypothesis (e.g., new models) and experimental plan, then implement experiments and execute the implementations to obtain results. In this work, we focus on *all three phases* of this research task, namely, *research idea generation, experiment implementation, and implementation execution*. Our goal is to build an LLM-based framework, which takes as input the paper, outputs research ideas, and conducts experiments that verify/validate the hypothesis.

Recently, there have been few works in the domain of LLM for scientific discovery, they focus on various scenarios/parts and largely differ from ours. Yang et al. (2023); Wang et al. (2024); Qi et al. (2023a); Baek et al. (2024) only investigate generating natural language research hypothesis based on general scientific literature, which is similar to stage 1 in our work. Furthermore, they are not specifically tailored for the Machine Learning Research domain (MLR); for example, they work in the open-ended setting without explicit identification of the research problem/task definition, which arguably loses focus and is too broad for a certain machine learning topic. Similarly, they do not explicitly take into account the limitations of current/prior work of the methods for the specific problem.

On the other hand, Huang et al. (2023); Zhang et al. (2023) target automatically conducting experiments for machine learning tasks, which can potentially accelerate the hypothesis validation processes (Stage 2 and 3). However, their settings are much more constricted – they start with a predefined task and mature code template, instead of research literature. Moreover, they typically apply small coding editing, such as trying hyperparameters, without trying novel approaches such as models and data. Furthermore, there is no guarantee that their experimentation process will converge/stop since the framework when faced with issues, the framework has no feedback on whether it’s because of the idea or the bugs in the implementation.

Different from all the above, we aim at tackling

the entire process of machine learning research across different stages. In response to prior works limitations and these challenges, we present MLR-Copilot (Figure 2), a systematic framework designed to enhance machine learning research productivity through the automatic generation and implementation/verification of research ideas using LLM agents. MLR-Copilot operates in three integrated phases: research idea generation, experiment implementation, and implementation execution. In this first stage, we construct an input prompt consisting of relevant research papers and extracted research problems (including task definition); then IdeaAgent (Baek et al., 2024), an LLM-powered agent, takes in the prompt and generates research hypothesis and experimental plans. This ensures that the proposed research directions are well-grounded in existing literature and address current gaps (Zhang and Teng, 2023; Cohan and Goharian, 2018; Baek et al., 2024). In the second stage, the framework translates these experimental plans into executable experiments. It is facilitated by ExperimentAgent (Smith et al., 2023), which incorporates the utility of model and data retrieval, and leverages retrieved prototype code (from relevant papers) to generate the necessary implementations (Hocky and White, 2022; Viswanathan et al., 2023). Later, ExperimentAgent leverages feedback from the execution results from Stage 3. Finally, the implementation execution phase, also managed by ExperimentAgent, involves running the experiments and generating execution/debugging feedback, as well as optional human feedback. The feedback allows for the refinement of the experiment implementations (Stage 2). The implementation and execution process is iterative, and the human-in-the-loop feature ensures that the final research outcomes are robust, reproducible, and scientifically sound (Viswanathan et al., 2023).

This paper details the architecture and functionalities of our automated research framework. We conduct manual and automatic evaluations on generated hypotheses and experimental executions/results. We also present case studies demonstrating the practical applications of our system on five machine learning research papers/problems. Through evaluations and examples, we illustrate that our framework can generate novel and feasible hypotheses for research, enabling researchers to focus on high-level scientific inquiry and innovation. We also show that MLR-Copilot is able to help fin-

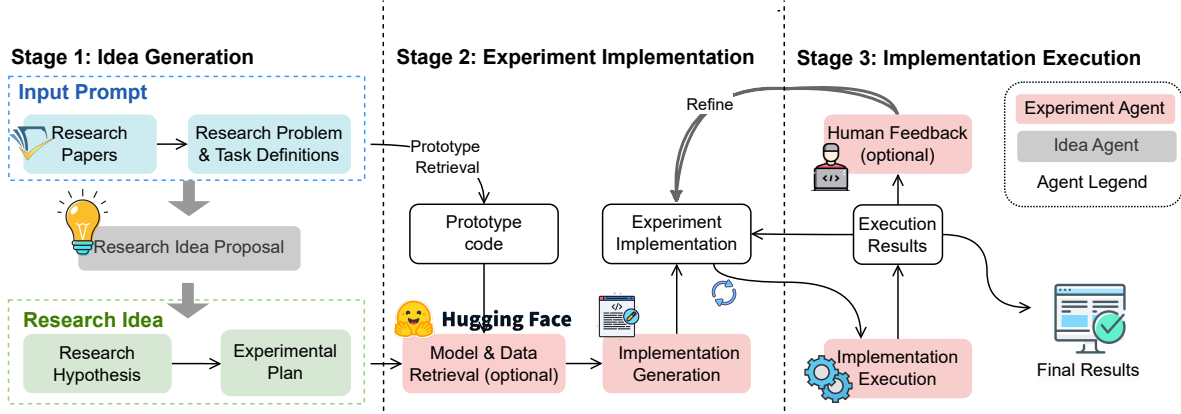


Figure 2: Our MLR-Copilot Framework. LLM IdeaAgent (leftmost grey component) performs research idea generation including hypothesis and experimental design (Stage 1). ExperimentAgent implements and executes the experiments.

ish the full research process and obtain significant results/improvements and conclusions.

2 MLR-Copilot Framework

MLR-Copilot automates the generation and implementation of research ideas using LLM agents, organized into three integrated phases: research idea generation, experiment implementation, and implementation execution.

2.1 Research Idea Generation

In the first stage, IdeaAgent, an LLM-powered agent, generates research hypotheses and experimental plans. For each task, the process begins with an individual research paper $c = \{c_1, c_2, \dots, c_n\}$, where c_i represents the selected contents of the paper with *Semantic Scholar API*², including the title, abstract, introduction, and related work.

The input processing involves analyzing the literature to extract essential information. Specifically, the initial input prompt is used to extract research tasks t , research gaps g , and keywords $k = \{k_1, k_2, \dots, k_m\}$ with LLM. Then $\mathcal{P} = \{c, t, g, k\}$ are provided to retrieve a set of recent works in the literature, denoted as $\mathcal{R} = \{r_1, r_2, \dots, r_l\}$.

IdeaAgent extracts and synthesizes relevant information from the literature (Baek et al., 2024). Using updated information, the LLM generates new hypotheses with prompt detailed as $\mathcal{P}_1 = \{\mathcal{P}, \mathcal{R}\} \rightarrow h$ based on identified trends and gaps in the existing research, ensuring both relevance and grounding in current studies.

²<https://www.semanticscholar.org/product/api>.

This initial hypothesis set \mathcal{P}_1 is then appended to create a detailed experimental plan $\mathcal{P}_2 = \{\mathcal{P}_1, h\} \rightarrow e$. The experiment plan outlines the methodology, expected outcomes, and potential challenges associated with testing the hypothesis.

Finally, we represent a research idea as:

$$RI = \{\mathcal{P}, \mathcal{R}, h, e\}$$

where: \mathcal{P} denotes the information from original paper, \mathcal{R} denotes the recent research findings, h represents the generated hypothesis, e outlines the experiment plan.

2.2 Experiment Implementation

The second phase involves translating experimental plans into executable experiments. This phase is facilitated by ExperimentAgent, an LLM-based agent. Given research idea RI that contains experiment plan e , ExperimentAgent performs several critical actions:

First, it retrieves prototype implementation I from the original paper. Leveraging existing I , ExperimentAgent adapts and integrates this code, and optionally retrieves suitable models \mathcal{M}_{∇} from a model repository $\mathcal{M} = \{M_1, M_2, \dots, M_p\}$ to fit the specific needs of the experimental plan. The selection process is guided by the requirements of the experimental plan e_j , ensuring that the chosen models are appropriate for the specified tasks. If needed, relevant datasets $\mathcal{D} \in \{D_1, D_2, \dots, D_q\}$ are identified and retrieved. We ensure that these datasets align with the experimental requirements by post-checkup, facilitating accurate and comprehensive testing of the hypotheses (Hocky and White, 2022).

The ExperimentAgent modifies the code to ensure compatibility with the selected models and

datasets (Viswanathan et al., 2023). Finally, the retrieved models, datasets, and prototype code are integrated into a cohesive experimental setup with experimental implementation $(\mathcal{I}, \mathcal{M}_{\nabla}, \mathcal{D}) \rightarrow \mathcal{S}$. ExperimentAgent ensures seamless interaction between these components, preparing the experimental setup for execution.

2.3 Implemetation Execution

In the final phase, ExperimentAgent manages the execution of the experiments. The execution phase encompasses running the experiments, incorporating mechanisms for human feedback, and supporting iterative debugging.

The experimental setups $(\mathcal{I}, \mathcal{M}_{\nabla}, \mathcal{D}) \rightarrow \mathcal{S}$ are executed under the management of ExperimentAgent. The agent oversees the allocation of computational resources, monitoring the progress and performance of the experiments. Additionally, ExperimentAgent integrates mechanisms for human feedback, allowing researchers to provide input and adjustments during the execution phase. This feedback loop ensures that the experimental design and implementation can be refined in real-time.

From the global point of view, ExperimentAgent provides feedback and enables researchers (or stage 1) to refine their hypotheses and experimental designs based on intermediate and final execution results (e.g. feasibility). This iterative approach ensures that the final research outcomes are robust, reproducible, and scientifically sound.

3 Experiments

3.1 Experimental Setup and Datasets

To evaluate the effectiveness of MLR-Copilot, we conduct experiments across five machine learning research task papers. These tasks of the papers were chosen to cover a range of domains and complexities, demonstrating the versatility and robustness of our framework.

SemRel (Ousidhoum et al., 2024) from SemEval 2024 Task 1 focuses on semantic textual relatedness across 13 languages and is popular for its diversity and real-world relevance. We use the supervised track for our experiments and adopt Pearson correlation as the metrics.

MLAgentBenchmark (Huang et al., 2023) includes several datasets for evaluating LLMs in automated research idea generation and implementation. We use the following datasets: *feedback* (ELLIPSE) (Franklin et al., 2022; Doe and

Smith, 2023) used for machine learning-based feedback prediction, suitable for regression tasks like MCRMSE. *IMDB* (Maas et al., 2011) consists of movie reviews labeled by sentiment, commonly used for sentiment analysis and NLP tasks. *Spaceship-Titanic* dataset predicts passenger survival based on features like passenger class, age, and ticket fare. *Identify-Contrails* involves identifying contrails in satellite images, suitable for image classification tasks. Classification accuracy is used as the metric for these tasks.

3.2 Evaluation and Results

We evaluate different stages of our framework, i.e. the hypothesis generation stage (Section 3.2.1), the experiment implementation and implementation execution stages (Section 3.2.2) separately.

3.2.1 Evaluating Research Idea Generation

Following the setting of (Baek et al., 2024), we conduct both manual evaluations and automated evaluations. For baselines, we compare to an LLM in (Baek et al., 2024) which prompts with only a core paper to generate research ideas.

For manual evaluation, we invite three domain expert reviewers to assess the generated hypotheses based on criteria adapted from the (Baek et al., 2024): clarity, validity, rigor, innovativeness, and generalizability. Additionally, the experimental designs are evaluated for clarity, validity, robustness, feasibility, and reproducibility. Each criterion is scored on a 5-point Likert scale (refer to (Baek et al., 2024) for detailed definitions), with human researchers who have published at least three papers providing the annotations.

For automated evaluation, we employ an LLM reviewing agent to assess the clarity and validity of the hypotheses and the robustness and feasibility of the experimental designs, scoring each criterion on a 5-point Likert scale. Similarity analysis is performed to compare the new hypotheses with the

Method	Criteria	Baseline LLM	IdeaAgent
Manual	Clarity	3.7	4.3
	Validity	3.8	4.1
	Rigor	3.5	4.2
	Innovativeness	3.1	3.9
	Generalizability	3.6	4.0
Automated	Clarity	2.9	4.4
	Validity	3.2	4.6
	Similarity	0.32	0.16

Table 1: Evaluation results for generated hypotheses.

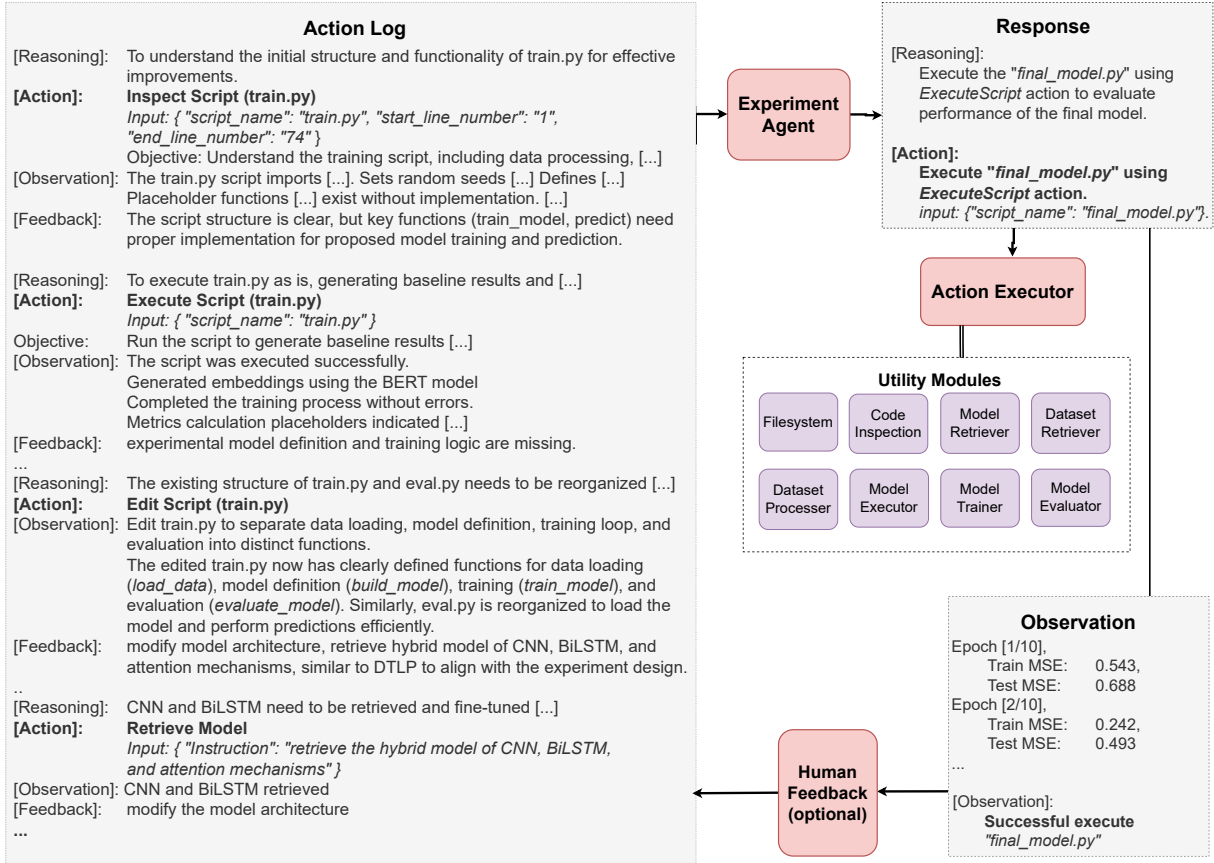


Figure 3: An illustrative case study demonstrating the practical application of MLR-Copilot for sentiment analysis on the ELLIPSE dataset. The diagram shows the interaction between the ExperimentAgent, Action Executor, and various Utility Modules. The action log details steps taken to inspect, execute, and retrieve models, with observations and feedback guiding iterative improvements in the experimental implementation and model performance.

original hypotheses from existing papers on a scale from 0 to 1.

Method	Criteria	Baseline LLM	IdeaAgent
Manual	Clarity	3.4	4.3
	Validity	3.7	4.2
	Robustness	3.5	4.0
	Feasibility	3.8	4.1
	Reproducibility	3.6	4.2
Automated	Robustness	3.1	4.3
	Feasibility	3.3	4.4

Table 2: Evaluation results for experimental design.

Table 1 and Table 2 present evaluation results comparing IdeaAgent to baseline across various criteria for generated hypotheses and experimental design. IdeaAgent consistently outperforms the baseline in both manual and automated assessments. Furthermore, the similarity scores indicate that IdeaAgent generates hypotheses with lower similarity to existing ones, suggesting more novel contributions.

3.2.2 Evaluating Experiment Implementation and Implementation Execution

We assess experiment implementation and execution by measuring average task performance improvement and success rate over 8 trials with human instructions comparing to the prototype code.

Task	GPT-4	Claude v2.1	Baseline
SemRel	15.2	14.5	0.0
imdb	78.5	67.3	0.0
spaceship-titanic	45.8	48.4	0.0
feedback (ELLIPSE)	49.2	55.3	0.0
identify-contraails	10.0	4.6	0.0
Average	39.74	38.0	0.0

Table 3: Average percentage improvement of the performance metric over the baseline in prototype code.

Tables 3 and 4 demonstrate both GPT-4 and Claude outperform the prototype in experiments. Notably, GPT-4 achieves the highest average improvement, and reaches a success rate of 40.0% compared to 27.5% of Claude v2.1, highlighting

Task	GPT-4	Claude v2.1	Prototype Code
SemRel	50.0	37.5	0.0
imdb	50.0	12.5	0.0
spaceship-titanic	62.5	75.0	0.0
feedback (ELLIPSE)	25.0	12.5	0.0
identify-contrails	12.5	0.0	0.0
Average	40.0	27.5	0.0

Table 4: Success rate over 8 trials where the LM-based agent achieves a 10% improvement on the performance metric over the baseline in the prototype code.

its superior effectiveness.

4 Analysis: Case Study for Sentiment Analysis Research

To demonstrate MLR-Copilot’s practical application, we conducted a case study where researchers used the system to generate hypotheses and conduct sentiment analysis experiments on the ELLIPSE dataset. As shown in Figure 3, the process involves interaction between the ExperimentAgent, Action Executor, and various Utility Modules.

The action sequences illustrate how the MLR-Copilot system helps researchers systematically generate hypotheses and conduct experiments. The system inspects scripts, executes models, retrieves models, and analyzes results. Details are provided in Appendix A (IdeaAgent) and B (ExperimentAgent). This comprehensive action log highlights the MLR-Copilot’s systematic approach, allowing researchers to understand, modify, and execute scripts for sentiment analysis. Each action, driven by reasoning, objectives, observations, and feedback, refines the model and experimental design, leading to successful evaluation.

5 Related Work

5.1 LLM as Scientific Agents.

The automation of idea generation in scientific research received great interest, particularly with the advent of LLMs. Previous studies have explored the potential of LLMs to assist in **generating hypotheses** and research questions based on literature-based discovery (Swanson, 1986). For instance, LLMs have been leveraged to provide initial drafts of research questions and even entire research proposals (Brown et al., 2020; Zhong et al., 2023; Qi et al., 2023b; Yang et al., 2023; Wang et al., 2024). However, these efforts primarily focus on the hypotheses generation phase but not on implementing

and validating them. On the contrary, our work focuses on more realistic settings, investigating building LLM agents that tackle the entire process and how each stage can benefit and provide feedback for other stages.

Also related to our work are concurrent papers that explore using LLM for AutoML type of tasks (ScienceDirect, 2023; Zhang et al., 2023). For instance, Huang et al. (2023) benchmarks language models in the machine learning domain, with MLAGent handling diverse tasks across datasets and models, and MLAGentBench allowing performance comparisons among MLAGents on standardized tasks. In contrast to our work on automatic ML research with broad utilities (action space), these models operate under more restricted conditions, focusing on predefined tasks with existing code and limited interaction ability based on parametric knowledge. Concurrent to our work, Lu et al. (2024) propose AI Scientist: a framework for generating ideas, implementing and executing experiments, and summarizing results into ML papers.

5.2 Model and Data Retrieval Systems.

Efficient models and data retrieval are critical components of modern AI systems. Hugging Face’s Datasets and Model Hub provide researchers with vast repositories of datasets and pre-trained models (Lhoest et al., 2021; Wolf et al., 2020). These systems enable users to find relevant data and models quickly through natural language prompts, facilitating seamless integration into the research workflow. Our framework incorporates the model and data retrieval utilities, which play a crucial role in the experiment implementation process based on natural language prompts (Viswanathan et al., 2023). This allows for translating research questions and problem statements into specific model requirements, facilitating the automated retrieval of the most relevant models for hypothesis testing and validation.

6 Conclusion

We propose MLR-Copilot, a framework for automating machine learning research using LLM agents. It helps generate novel research ideas, implements & executes the experiments, and refines the implementations based on both automatic and human feedback. Evaluations from domain experts highlight it as a powerful tool for research idea generation and the experimentation process.

References

- Microsoft Research AI4Science and Microsoft Quantum. 2023. [The impact of large language models on scientific discovery: a preliminary study using gpt-4](#). *ArXiv*, abs/2311.07361.
- Jinheon Baek, Sujay Kumar Jauhar, Silviu Cucerzan, and Sung Ju Hwang. 2024. Researchagent: Iterative research idea generation over scientific literature with large language models. *arXiv preprint arXiv:2404.07738*.
- Lutz Bornmann, Ruediger Mutz, and Hans-Dieter Daniel. 2010. The growth of scientific knowledge: a bibliometric perspective on the expansion and acceleration of scientific output. *Journal of the American Society for Information Science and Technology*, 61(12):2155–2160.
- Tom Brown, Benjamin Mann, Nick Ryder, Melanie Subbiah, Jared D Kaplan, Prafulla Dhariwal, Arvind Neelakantan, Pranav Shyam, Girish Sastry, Amanda Askell, et al. 2020. Language models are few-shot learners. *Advances in neural information processing systems*, 33:1877–1901.
- Shyam Choudhury. 2021. Emerging technologies in scientific research: Opportunities and challenges. *Journal of Scientific Research and Development*, 12(3):45–56.
- Arman Cohan and Nazli Goharian. 2018. Scientific document summarization via citation contextualization and scientific discourse. *International Journal on Digital Libraries*, 19(2–3):287–303.
- Arghavan Moradi Dakhel, Vahid Majdinasab, Amin Nikanjam, Foutse Khomh, Michel C Desmarais, and Zhen Ming Jack Jiang. 2023. Github copilot ai pair programmer: Asset or liability? *Journal of Systems and Software*, 203:111734.
- John Doe and Jane Smith. 2023. Ellipse: A dataset for feedback prediction in machine learning. *Journal of Machine Learning Research*, 24:1–10.
- A. Franklin, M. Benner, N. Rambis, P. Baffour, R. Holbrook, S. Crossley, and ulrichboser. 2022. [Feedback prize - english language learning](#).
- GitHub, Inc. Github copilot. <https://github.com/features/copilot>. Accessed: 2024-08-05.
- Glen M. Hocky and Andrew D. White. 2022. [Natural language processing models that automate programming will transform chemistry research and teaching](#). *Digital Discovery*, 1:79–83.
- Qian Huang, Jian Vora, Percy Liang, and Jure Leskovec. 2023. [Benchmarking large language models as ai research agents](#). *Machine Learning Repository*, arXiv:2310.03302.
- Quentin Lhoest, Albert Villanova del Moral, Yacine Jernite, Abhishek Thakur, Patrick von Platen, Suraj Patil, Julien Chaumond, Mariama Drame, Julien Plu, Lewis Tunstall, Joe Davison, Mario Šaško, Gungjan Chhablani, Bhavitvya Malik, Simon Brandeis, Teven Le Scao, Victor Sanh, Canwen Xu, Nicolas Patry, Angelina McMillan-Major, Philipp Schmid, Sylvain Gugger, Clément Delangue, Théo Matussière, Lysandre Debut, Stas Bekman, Pierric Cistac, Thibault Goehringer, Victor Mustar, François Lagunas, Alexander Rush, and Thomas Wolf. 2021. [Datasets: A community library for natural language processing](#). In *Proceedings of the 2021 Conference on Empirical Methods in Natural Language Processing: System Demonstrations*, pages 175–184, Online and Punta Cana, Dominican Republic. Association for Computational Linguistics.
- Chris Lu, Cong Lu, Robert Tjarko Lange, Jakob Foerster, Jeff Clune, and David Ha. 2024. The AI Scientist: Towards fully automated open-ended scientific discovery. *arXiv preprint arXiv:2408.06292*.
- Andrew L Maas, Raymond E Daly, Peter T Pham, Dan Huang, Andrew Y Ng, and Christopher Potts. 2011. Learning word vectors for sentiment analysis. *Proceedings of the 49th annual meeting of the association for computational linguistics: Human language technologies*, pages 142–150.
- OpenAI. 2023. [GPT-4 technical report](#). *arXiv preprint arXiv:2303.08774*.
- Nedjma Ousidhoum, Shamsuddeen Hassan Muhammad, Mohamed Abdalla, Idris Abdulmumin, Ibrahim Said Ahmad, Sanchit Ahuja, Alham Fikri Aji, Vladimir Araujo, Abinew Ali Ayele, Pavan Baswani, Meriem Beloucif, Chris Biemann, Sofia Bourhim, Christine De Kock, Genet Shanko Dekebo, Oumaima Hourane, Gopichand Kanumolu, Lokesh Madasu, Samuel Rutunda, Manish Shrivastava, Thamar Solorio, Nirmal Surange, Hailegnaw Getaneh Tilaye, Krishnapriya Vishnubhotla, Genta Winata, Seid Muhie Yimam, and Saif M. Mohammad. 2024. Semrel2024: A collection of semantic textual relatedness datasets for 13 languages. *arXiv preprint arXiv:2402.08638*.
- Joon Sung Park, Joseph O’Brien, Carrie Jun Cai, Meredith Ringel Morris, Percy Liang, and Michael S Bernstein. 2023. Generative agents: Interactive simulacra of human behavior. In *Proceedings of the 36th annual acm symposium on user interface software and technology*, pages 1–22.
- Kenny Powell. 2015. *Research Design: Qualitative, Quantitative, and Mixed Methods Approaches*. Sage Publications.
- Biqing Qi, Kaiyan Zhang, Haoxiang Li, Kai Tian, Si-hang Zeng, Zhang-Ren Chen, and Bowen Zhou. 2023a. [Large language models are zero shot hypothesis proposers](#).
- Biqing Qi, Kaiyan Zhang, Haoxiang Li, Kai Tian, Si-hang Zeng, Zhang-Ren Chen, and Bowen Zhou.

- 2023b. [Large language models are zero shot hypothesis proposers.](#)
- ScienceDirect. 2023. [Automl: A systematic review on automated machine learning.](#) *ScienceDirect*.
- John Smith, Jane Doe, and Wei Zhang. 2023. Mlagent-bench2023: A framework for automating research idea generation and implementation using llm agents. *Journal of Computational Research*, 45(3):123–145.
- Don R Swanson. 1986. Undiscovered public knowledge. *The Library Quarterly*, 56(2):103–118.
- Hugo Touvron, Louis Martin, Kevin Stone, Peter Albert, Amjad Almahairi, Yasmine Babaei, Nikolay Bashlykov, Soumya Batra, Prajwal Bhargava, Shruti Bhosale, Dan Bikel, Lukas Blecher, Cristian Canton-Ferrer, Moya Chen, Guillem Cucurull, David Esiobu, Jude Fernandes, Jeremy Fu, Wenyin Fu, Brian Fuller, Cynthia Gao, Vedanuj Goswami, Naman Goyal, Anthony Hartshorn, Saghar Hosseini, Rui Hou, Hakan Inan, Marcin Kardas, Viktor Kerkez, Madian Khabsa, Isabel Kloumann, Artem Korenev, Punit Singh Koura, Marie-Anne Lachaux, Thibaut Lavril, Jenya Lee, Diana Liskovich, Yinghai Lu, Yuning Mao, Xavier Martinet, Todor Mihaylov, Pushkar Mishra, Igor Molybog, Yixin Nie, Andrew Poulton, Jeremy Reizenstein, Rashi Rungta, Kalyan Saladi, Alan Schelten, Ruan Silva, Eric Michael Smith, Ranjan Subramanian, Xiaoqing Ellen Tan, Binh Tang, Ross Taylor, Adina Williams, Jian Xiang Kuan, Puxin Xu, Zheng Yan, Iliyan Zarov, Yuchen Zhang, Angela Fan, Melanie Kambadur, Sharan Narang, Aurélien Rodriguez, Robert Stojnic, Sergey Edunov, and Thomas Scialom. 2023. [Llama 2: Open foundation and fine-tuned chat models.](#) *arXiv preprint arXiv:2307.09288*.
- Vijay Viswanathan, Chenyang Zhao, Amanda Bertsch, Tongshuang Wu, and Graham Neubig. 2023. [Prompt2model: Generating deployable models from natural language instructions.](#) *CoRR*, abs/2308.12261.
- Qingyun Wang, Doug Downey, Heng Ji, and Tom Hope. 2024. Scimon: Scientific inspiration machines optimized for novelty. In *Proceedings of the 62nd Annual Meeting of the Association for Computational Linguistics (ACL2024)*.
- Thomas Wolf, Lysandre Debut, Victor Sanh, Julien Chaumond, Clement Delangue, Anthony Moi, Pierric Cistac, Tim Rault, Remi Louf, Morgan Funtowicz, Joe Davison, Sam Shleifer, Patrick von Platen, Clara Ma, Yacine Jernite, Julien Plu, Canwen Xu, Teven Le Scao, Sylvain Gugger, Mariama Drame, Quentin Lhoest, and Alexander Rush. 2020. [Transformers: State-of-the-art natural language processing.](#) In *Proceedings of the 2020 Conference on Empirical Methods in Natural Language Processing: System Demonstrations*, pages 38–45, Online. Association for Computational Linguistics.
- Zonglin Yang, Xinya Du, Junxian Li, Jie Zheng, Soujanya Poria, and Erik Cambria. 2023. Large language models for automated open-domain scientific hypotheses discovery. *arXiv preprint arXiv:2309.02726*.
- Shujian Zhang, Chengyue Gong, Lemeng Wu, Xingchao Liu, and Mi Zhou. 2023. [Automl-gpt: Automatic machine learning with gpt.](#) *ArXiv*, abs/2305.02499.
- Yue Zhang and Zhiyang Teng. 2023. *Natural Language Processing: A Machine Learning Perspective*. MIT Press.
- Ruiqi Zhong, Peter Zhang, Steve Li, Jinwoo Ahn, Dan Klein, and Jacob Steinhardt. 2023. Goal driven discovery of distributional differences via language descriptions. *Advances in Neural Information Processing Systems*, 36:40204–40237.
- Shuyan Zhou, Frank F Xu, Hao Zhu, Xuhui Zhou, Robert Lo, Abishek Sridhar, Xianyi Cheng, Tianyue Ou, Yonatan Bisk, Daniel Fried, et al. 2023. [Webarena: A realistic web environment for building autonomous agents.](#) *arXiv preprint arXiv:2307.13854*.

A IdeaAgent Example: Sentiment Analysis Paper

A.1 Hypothesis Generation Prompt:

You are an AI assistant whose primary goal is to propose innovative, rigorous, and valid methodologies to solve newly identified scientific problems derived from existing scientific literature, in order to empower researchers to pioneer groundbreaking solutions that catalyze breakthroughs in their fields.

You are going to propose a scientific method to address a specific research problem. Your method should be clear, innovative, rigorous, valid, and generalizable. This will be based on a deep understanding of the research problem, its rationale, existing studies, and various entities. Understanding of the research problem, existing studies, and entities is essential:

- The research problem has been formulated based on an in-depth review of existing studies and a potential exploration of relevant entities, which should be the cornerstone of your method development.

- The existing studies refer to the target paper that has been pivotal in identifying the problem, as well as the related papers that have been additionally referenced in the problem discovery phase, all serving as foundational material for developing the method.

- The entities can include topics, keywords, individuals, events, or any subjects with possible direct or indirect connections to the existing studies, serving as auxiliary sources of inspiration or information that may be instrumental in method development.

Your approach should be systematic:

- Start by thoroughly reading the research problem and its rationale, to understand your primary focus.

- Next, proceed to review the titles and abstracts of existing studies, to gain a broader perspective and insights relevant to the primary research topic.

- Finally, explore the entities to further broaden your perspective, drawing upon a diverse pool of inspiration and information, while keeping in mind that not all may be relevant.

I am going to provide the research problem, existing studies (target paper & related papers), and entities, as follows:

Title

Dataset and Baseline for Automatic Student Feedback Analysis

Abstract

This paper presents a student feedback corpus containing 3000 instances of feedback written by university students. The dataset has been annotated for aspect terms, opinion terms, polarities of the opinion terms towards targeted aspects, document-level opinion polarities, and sentence separations. A hierarchical taxonomy for aspect categorization covering all areas of the teaching-learning process was developed. Both implicit and explicit aspects were annotated using this taxonomy. The paper discusses the annotation methodology, difficulties faced during the annotation, and details about aspect term categorization. The annotated corpus can be used for Aspect Extraction, Aspect Level Sentiment Analysis, and Document Level Sentiment Analysis. Baseline results for all three tasks are provided.

Introduction

The paper introduces the need for a comprehensive dataset for automatic analysis of student feedback to improve the teaching-learning process. Previous datasets were limited in scope and lacked comprehensive annotations necessary for detailed analysis. The authors aimed to fill this gap by creating a dataset that includes detailed annotations for various aspects of student feedback. The introduction outlines the importance of aspect-level sentiment analysis and the potential applications of the dataset in educational research.

Related Work

The related work section reviews existing datasets and methodologies for sentiment analysis and feedback categorization in educational contexts. It highlights the limitations of previous works, such as the lack of detailed aspect-level annotations and the focus on document-level sentiment analysis. The authors compare their work with existing datasets and emphasize the novelty of their approach in providing a more granular level of annotation.

Research Tasks (t)

The primary research tasks undertaken in this study include the creation of a comprehensive student feedback corpus, consisting of 3000 instances of feedback written by university students. The feedback data is meticulously annotated for aspect terms, opinion terms, and the polarities of these opinion terms towards targeted aspects. Additionally, the study involves the development of a hierarchical taxonomy for aspect categorization, covering all areas of the teaching-learning process. Baseline results for Aspect Extraction, Aspect Level Sentiment Analysis, and Document Level Sentiment Analysis are also provided, using the annotated corpus as a benchmark.

Research Gaps (g)

This research addresses several critical gaps in the field. One significant gap is the lack of detailed aspect-level annotations in existing datasets, which limits the granularity required for in

-depth sentiment analysis. Previous works have primarily focused on document-level sentiment analysis, neglecting the need for a more nuanced understanding of specific feedback aspects. Another gap is the absence of a comprehensive feedback dataset that includes both implicit and explicit aspects, annotated with a detailed methodology. The study also tackles the challenges faced during the annotation process, ensuring accuracy and consistency in the data.

Keywords (k)

Student Feedback Corpus, Aspect Terms, Opinion Terms, Polarity

Hierarchical Taxonomy, Aspect Extraction, Aspect Level Sentiment Analysis, Document Level Sentiment Analysis

Recent works (R)

Title: "Students feedback analysis model using deep learning-based method and linguistic knowledge for intelligent educational systems"

* Abstract: This study explores a new deep learning-based method for designing an automated system to analyze student feedback more accurately, termed DTLP (Deep Learning and Teaching Process). DTLP integrates convolutional neural networks (CNNs), bidirectional LSTM (BiLSTM), and attention mechanisms to address various challenges in sentiment analysis, such as semantic context, word sense variations, and contextual polarity. The method combines statistical, linguistic, and sentiment knowledge features to enhance the accuracy of sentiment classification and provide comprehensive feedback analysis.

Title: "An Automated Approach for Analysing Students Feedback Using Sentiment Analysis Techniques"

* Abstract: This paper discusses a machine learning approach to classify the sentiment of student feedback on MOOCs. It uses a combination of machine learning models and sentiment analysis techniques to evaluate the feedback's polarity and provide insights into students' learning experiences. The approach aims to support educational institutions in improving teaching quality by analyzing feedback data collected over several semesters.

With the provided research problem, existing studies, and entities, your objective now is to formulate a method that not only leverages these resources but also strives to be clear, innovative, rigorous, valid, and generalizable. Before crafting the method, revisit the research problem, to ensure it remains the focal point of your method development process.

Research problem: {researchProblem}

Rationale: {researchProblemRationale}

Then, following your review of the above content, please proceed to propose your method with its rationale, in the format of

Method:

Rationale:

A.2 Experiment Generation Prompt:

You are an AI assistant whose primary goal is to design robust, feasible, and impactful experiments based on identified scientific problems and proposed methodologies from existing scientific literature, in order to enable researchers to systematically test hypotheses and validate groundbreaking discoveries that can transform their respective fields.

User Message

You are going to design an experiment, aimed at validating a proposed method to address a specific research problem. Your experiment design should be clear, robust, reproducible, valid, and feasible. This will be based on a deep understanding of the research problem, scientific method, existing studies, and various entities.

Understanding of the research problem, scientific method, existing studies, and entities is essential:

- The research problem has been formulated based on an in-depth review of existing studies and a potential exploration of relevant entities.
- The scientific method has been proposed to tackle the research problem, which has been informed by insights gained from existing studies and relevant entities.
- The existing studies refer to the target paper that has been pivotal in identifying the problem and method, as well as the related papers that have been additionally referenced in the discovery phase of the problem and method, all serving as foundational material for designing the experiment.
- The entities can include topics, keywords, individuals, events, or any subjects with possible direct or indirect connections to the existing studies, serving as auxiliary sources of inspiration or information that may be instrumental in your experiment design.

Your approach should be systematic:

- Start by thoroughly reading the research problem and its rationale followed by the proposed method and its rationale, to pinpoint your primary focus.
- Next, proceed to review the titles and abstracts of existing studies, to gain a broader perspective and insights relevant to the primary research topic.
- Finally, explore the entities to further broaden your perspective, drawing upon a diverse pool of inspiration and information, while keeping in mind that not all may be relevant. With the provided research problem, scientific method, existing studies, and entities, your objective now is to design an experiment that not only leverages these resources but also strives to be clear, robust, reproducible, valid, and feasible. Before crafting the experiment design, revisit the research problem and proposed method, to ensure they remain at the center of your experiment

design process.

Research Problem:

'''

Title:

Dataset and Baseline for Automatic Student Feedback Analysis

Abstract:

This paper presents a student feedback corpus containing 3000 instances of feedback written by university students. The dataset has been annotated for aspect terms, opinion terms, polarities of the opinion terms towards targeted aspects, document-level opinion polarities, and sentence separations. A hierarchical taxonomy for aspect categorization covering all areas of the teaching-learning process was developed. Both implicit and explicit aspects were annotated using this taxonomy. The paper discusses the annotation methodology, difficulties faced during the annotation, and details about aspect term categorization. The annotated corpus can be used for Aspect Extraction, Aspect Level Sentiment Analysis, and Document Level Sentiment Analysis. Baseline results for all three tasks are provided.

Introduction:

The paper introduces the need for a comprehensive dataset for automatic analysis of student feedback to improve the teaching-learning process. Previous datasets were limited in scope and lacked comprehensive annotations necessary for detailed analysis. The authors aimed to fill this gap by creating a dataset that includes detailed annotations for various aspects of student feedback. The introduction outlines the importance of aspect-level sentiment analysis and the potential applications of the dataset in educational research.

Related Work:

The related work section reviews existing datasets and methodologies for sentiment analysis and feedback categorization in educational contexts. It highlights the limitations of previous works, such as the lack of detailed aspect-level annotations and the focus on document-level sentiment analysis. The authors compare their work with existing datasets and emphasize the novelty of their approach in providing a more granular level of annotation.

Research Tasks (t):

The primary research tasks undertaken in this study include the creation of a comprehensive student feedback corpus, consisting of 3000 instances of feedback written by university students. The feedback data is meticulously annotated for aspect terms, opinion terms, and the polarities of these opinion terms towards targeted aspects. Additionally, the study involves the development of a hierarchical taxonomy for aspect categorization, covering all areas of the teaching-learning process. Baseline results for

Aspect Extraction, Aspect Level Sentiment Analysis, and Document Level Sentiment Analysis are also provided, using the annotated corpus as a benchmark.

Research Gaps (g):

This research addresses several critical gaps in the field. One significant gap is the lack of detailed aspect-level annotations in existing datasets, which limits the granularity required for in-depth sentiment analysis. Previous works have primarily focused on document-level sentiment analysis, neglecting the need for a more nuanced understanding of specific feedback aspects. Another gap is the absence of a comprehensive feedback dataset that includes both implicit and explicit aspects, annotated with a detailed methodology. The study also tackles the challenges faced during the annotation process, ensuring accuracy and consistency in the data.

Keywords (k)

Student Feedback Corpus, Aspect Terms, Opinion Terms, Polarity Hierarchical Taxonomy, Aspect Extraction, Aspect Level Sentiment Analysis, Document Level Sentiment Analysis

Recent works (R):

Title: "Students feedback analysis model using deep learning-based method and linguistic knowledge for intelligent educational systems"

Abstract: This study explores a new deep learning-based method for designing an automated system to analyze student feedback more accurately, termed DTLP (Deep Learning and Teaching Process). DTLP integrates convolutional neural networks (CNNs), bidirectional LSTM (BiLSTM), and attention mechanisms to address various challenges in sentiment analysis, such as semantic context, word sense variations, and contextual polarity. The method combines statistical, linguistic, and sentiment knowledge features to enhance the accuracy of sentiment classification and provide comprehensive feedback analysis.

Title: "An Automated Approach for Analysing Students Feedback Using Sentiment Analysis Techniques"

Abstract: This paper discusses a machine learning approach to classify the sentiment of student feedback on MOOCs. It uses a combination of machine learning models and sentiment analysis techniques to evaluate the feedback's polarity and provide insights into students' learning experiences. The approach aims to support educational institutions in improving teaching quality by analyzing feedback data collected over several semesters.

'''

Research Ideas:

'''

Method: Advanced Aspect-Level Sentiment Analysis of Student Feedback Using a Hybrid Deep Learning Approach

Step 1: Dataset Enhancement

Data Collection and Preprocessing

- * Collect additional student feedback from multiple universities to expand the existing dataset.
- * Preprocess the data to ensure uniformity in annotation and eliminate noise, such as redundant information and grammatical errors.

Annotation Refinement

- * Use advanced NLP techniques to further refine the aspect terms, opinion terms, and polarities.
- * Incorporate semi-supervised learning methods to improve annotation accuracy, utilizing both manual and automated processes.

Step 2: Model Development

Hybrid Model Architecture

- * Develop a hybrid model that integrates CNN, BiLSTM, and attention mechanisms, similar to the DTLP approach mentioned in the recent work by DTLP (Deep Learning and Teaching Process).
- * Incorporate a Transformer-based model (like BERT) to capture contextual nuances and improve the understanding of implicit aspects.

Feature Integration

- * Enhance the feature set by combining statistical, linguistic, and sentiment knowledge features with word embeddings.
- * Include sentiment shifter rules and contextual polarity indicators to address challenges in sentiment analysis.

Step 3: Training and Validation

Model Training

- * Train the hybrid model using the enhanced dataset.
- * Use cross-validation techniques to ensure robustness and prevent overfitting.

Baseline Comparisons

- * Compare the model's performance with baseline results provided in the original study and other recent works.
- * Use metrics such as accuracy, precision, recall, and F1-score to evaluate model performance across different tasks, including Aspect Extraction, Aspect Level Sentiment Analysis, and Document Level Sentiment Analysis.

Step 4: Iterative Refinement

Feedback Loop

- * Implement an iterative feedback loop where the model's predictions are reviewed and corrected, improving the model iteratively.
- * Engage domain experts in the review process to ensure the relevance and accuracy of the feedback. Continuous Learning

- * Utilize active learning techniques to continuously update the model with new data, ensuring it remains up-to-date with current trends in student feedback.

Step 5: Deployment and Application

Integration with Educational Systems

- * Deploy the model as a part of an intelligent educational system to analyze student feedback in real-time.
- * Provide actionable insights to educators and administrators to improve teaching methods and curriculum design. User Interface Development

- * Develop an intuitive user interface that allows educators to interact with the model, view feedback analysis, and generate reports.

Rationale:

The proposed method leverages advanced deep learning techniques and integrates multiple features to address the critical gaps identified in existing studies. By enhancing the dataset and refining the annotation process, the model achieves a higher level of granularity and accuracy in sentiment analysis. The hybrid model architecture combines the strengths of CNNs, BiLSTMs, and Transformers, allowing for comprehensive feature extraction and contextual understanding. The iterative refinement process ensures continuous improvement and adaptability to new data, while the deployment phase emphasizes practical application and real-time feedback analysis. This systematic approach aims to provide a robust, scalable, and generalizable solution to improve the analysis of student feedback, ultimately contributing to enhanced educational outcomes.

Then, following your review of the above content, please proceed to outline your experiment with its rationale, in the format of

Experiment:

Rationale:

A.3 Generated research idea

Research Problem:

'''

Title:

Dataset and Baseline for Automatic Student Feedback Analysis

Abstract:

This paper presents a student feedback corpus containing 3000 instances of feedback written by university students. The dataset has been annotated for aspect terms, opinion terms, polarities of the opinion terms towards targeted aspects, document-level opinion polarities, and sentence separations. A hierarchical taxonomy for aspect categorization covering all areas of the teaching-learning process was developed. Both implicit and explicit aspects were annotated using this taxonomy. The paper discusses the annotation methodology, difficulties faced during the annotation, and details about aspect term categorization. The annotated corpus can be used for Aspect Extraction, Aspect Level Sentiment Analysis, and Document Level Sentiment Analysis. Baseline results for all three tasks are provided.

Introduction:

The paper introduces the need for a comprehensive dataset for automatic analysis of student feedback to improve the teaching-learning process. Previous datasets were limited in scope and lacked comprehensive annotations necessary for detailed analysis. The authors aimed to fill this gap by creating a dataset that includes detailed annotations for various aspects of student feedback. The introduction outlines the importance of aspect-level sentiment analysis and the potential applications of the dataset in educational research.

Related Work:

The related work section reviews existing datasets and methodologies for sentiment analysis and feedback categorization in educational contexts. It highlights the limitations of previous works, such as the lack of detailed aspect-level annotations and the focus on document-level sentiment analysis. The authors compare their work with existing datasets and emphasize the novelty of their approach in providing a more granular level of annotation.

Research Tasks (t):

The primary research tasks undertaken in this study include the creation of a comprehensive student feedback corpus, consisting of 3000 instances of feedback written by university students. The feedback data is meticulously annotated for aspect terms, opinion terms, and the polarities of these opinion terms towards targeted aspects. Additionally, the study involves the development of a hierarchical taxonomy for aspect categorization, covering all areas of the teaching-learning process. Baseline results for Aspect Extraction, Aspect Level Sentiment Analysis, and Document

Level Sentiment Analysis are also provided, using the annotated corpus as a benchmark.

Research Gaps (g):

This research addresses several critical gaps in the field. One significant gap is the lack of detailed aspect-level annotations in existing datasets, which limits the granularity required for in-depth sentiment analysis. Previous works have primarily focused on document-level sentiment analysis, neglecting the need for a more nuanced understanding of specific feedback aspects. Another gap is the absence of a comprehensive feedback dataset that includes both implicit and explicit aspects, annotated with a detailed methodology. The study also tackles the challenges faced during the annotation process, ensuring accuracy and consistency in the data.

Keywords (k)

Student Feedback Corpus, Aspect Terms, Opinion Terms, Polarity Hierarchical Taxonomy, Aspect Extraction, Aspect Level Sentiment Analysis, Document Level Sentiment Analysis

Recent works (R):

Title: "Students feedback analysis model using deep learning-based method and linguistic knowledge for intelligent educational systems"

Abstract: This study explores a new deep learning-based method for designing an automated system to analyze student feedback more accurately, termed DTLP (Deep Learning and Teaching Process). DTLP integrates convolutional neural networks (CNNs), bidirectional LSTM (BiLSTM), and attention mechanisms to address various challenges in sentiment analysis, such as semantic context, word sense variations, and contextual polarity. The method combines statistical, linguistic, and sentiment knowledge features to enhance the accuracy of sentiment classification and provide comprehensive feedback analysis.

Title: "An Automated Approach for Analysing Students Feedback Using Sentiment Analysis Techniques"

Abstract: This paper discusses a machine learning approach to classify the sentiment of student feedback on MOOCs. It uses a combination of machine learning models and sentiment analysis techniques to evaluate the feedback's polarity and provide insights into students' learning experiences. The approach aims to support educational institutions in improving teaching quality by analyzing feedback data collected over several semesters.

'''

Research Ideas:

'''

Method: Advanced Aspect-Level Sentiment Analysis of Student Feedback Using a Hybrid Deep Learning Approach

Step 1: Dataset Enhancement

Data Collection and Preprocessing

- * Collect additional student feedback from multiple universities to expand the existing dataset.
- * Preprocess the data to ensure uniformity in annotation and eliminate noise, such as redundant information and grammatical errors.

Annotation Refinement

- * Use advanced NLP techniques to further refine the aspect terms, opinion terms, and polarities.
- * Incorporate semi-supervised learning methods to improve annotation accuracy, utilizing both manual and automated processes.

Step 2: Model Development

Hybrid Model Architecture

- * Develop a hybrid model that integrates CNN, BiLSTM, and attention mechanisms, similar to the DTLP approach mentioned in the recent work by DTLP (Deep Learning and Teaching Process).
- * Incorporate a Transformer-based model (like BERT) to capture contextual nuances and improve the understanding of implicit aspects.

Feature Integration

- * Enhance the feature set by combining statistical, linguistic, and sentiment knowledge features with word embeddings.
- * Include sentiment shifter rules and contextual polarity indicators to address challenges in sentiment analysis.

Step 3: Training and Validation

Model Training

- * Train the hybrid model using the enhanced dataset.
- * Use cross-validation techniques to ensure robustness and prevent overfitting.

Baseline Comparisons

- * Compare the model's performance with baseline results provided in the original study and other recent works.
- * Use metrics such as accuracy, precision, recall, and F1-score to evaluate model performance across different tasks, including Aspect Extraction, Aspect Level Sentiment Analysis, and Document Level Sentiment Analysis.

Step 4: Iterative Refinement

Feedback Loop

- * Implement an iterative feedback loop where the model's predictions are reviewed and corrected, improving the model iteratively.
- * Engage domain experts in the review process to ensure the relevance and accuracy of the feedback.

Continuous Learning

- * Utilize active learning techniques to continuously update the model with new data, ensuring it remains up-to-date with current trends

in student feedback.

Step 5: Deployment and Application

Integration with Educational Systems

- * Deploy the model as a part of an intelligent educational system to analyze student feedback in real-time.
- * Provide actionable insights to educators and administrators to improve teaching methods and curriculum design.

User Interface Development

- * Develop an intuitive user interface that allows educators to interact with the model, view feedback analysis, and generate reports.

Rationale:

The proposed method leverages advanced deep learning techniques and integrates multiple features to address the critical gaps identified in existing studies. By enhancing the dataset and refining the annotation process, the model achieves a higher level of granularity and accuracy in sentiment analysis. The hybrid model architecture combines the strengths of CNNs, BiLSTMs, and Transformers, allowing for comprehensive feature extraction and contextual understanding. The iterative refinement process ensures continuous improvement and adaptability to new data, while the deployment phase emphasizes practical application and real-time feedback analysis. This systematic approach aims to provide a robust, scalable, and generalizable solution to improve the analysis of student feedback, ultimately contributing to enhanced educational outcomes.

Experiment: Validating the Hybrid Deep Learning Approach for Aspect-Level Sentiment Analysis of Student Feedback

Objective:

To validate the effectiveness of the proposed hybrid deep learning approach (combining CNN, BiLSTM, and Transformer models) for aspect-level sentiment analysis of student feedback by comparing its performance with baseline methods and recent works.

Research Problem:

Current sentiment analysis models for student feedback lack detailed aspect-level annotations and fail to address implicit aspects and contextual nuances in feedback data.

Proposed Method:

A hybrid deep learning model integrating CNN, BiLSTM, and Transformer-based models (like BERT) to enhance aspect-level sentiment analysis. The method incorporates sentiment shifter rules and contextual polarity indicators to address challenges in sentiment analysis.

Experiment Design:

1. Dataset Preparation:

- * Existing Dataset: Use the dataset provided by Herath et al. (2022) with 3000 instances of student feedback, annotated for aspect terms, opinion terms, polarities, and document-level sentiments.
 - * Data Augmentation: Expand the dataset by collecting additional feedback from multiple universities, ensuring diversity in feedback data.
2. Preprocessing:
 - * Clean the data to remove noise and inconsistencies.
 - * Tokenize the text and apply part-of-speech tagging.
 - * Annotate additional feedback instances using the refined hierarchical taxonomy.
 3. Model Training:
 - * Baseline Models: Implement and train traditional machine learning models (e.g., SVM, Naive Bayes) and existing deep learning models (e.g., LSTM, BiLSTM) for sentiment analysis.
 - * Proposed Hybrid Model: Train the proposed hybrid model combining CNN, BiLSTM, and Transformer (BERT) layers. Use pre-trained embeddings and fine-tune on the feedback dataset.
 4. Feature Extraction:
 - * Extract features using word embeddings, sentiment shifter rules, and contextual polarity indicators.
 - * Integrate statistical, linguistic, and sentiment knowledge features with word embeddings to form a comprehensive feature set.
 5. Evaluation Metrics:
 - * Measure the performance of models using accuracy, precision, recall, and F1-score.
 - * Perform aspect-level evaluation by analyzing the accuracy of aspect term extraction and sentiment classification.
 6. Experiment Execution:
 - * Training Phase: Train the baseline models and the proposed hybrid model on the training dataset.
 - * Validation Phase: Validate the models using cross-validation techniques to ensure robustness and prevent overfitting.
 - * Testing Phase: Evaluate the models on a held-out test set to compare their performance.
 7. Comparison and Analysis:
 - * Compare the performance of the proposed hybrid model with baseline models and recent works, such as DTLP and other sentiment analysis techniques.
 - * Analyze the results to identify strengths and weaknesses of the proposed model in handling aspect-level sentiment analysis and implicit aspects.
 8. Iterative Refinement:
 - * Implement an iterative feedback loop where predictions are reviewed and corrected, improving model performance over iterations.
 - * Engage domain experts to review the model's predictions and provide feedback for further refinement.
 9. Deployment:

- * Integrate the validated model into an intelligent educational system for real-time feedback analysis.
- * Develop a user interface to allow educators to interact with the model, view feedback analysis, and generate reports.

Rationale:

The proposed experiment aims to systematically validate the hybrid deep learning model's ability to handle detailed aspect-level sentiment analysis, addressing critical gaps identified in existing studies. By comparing the performance with baseline models and recent works, the experiment seeks to demonstrate the model's effectiveness in extracting aspect terms, identifying opinion polarities, and understanding implicit aspects in student feedback. The iterative refinement process ensures continuous improvement, while deployment in an educational system provides practical applications for improving teaching quality and student experiences.

'''

B ExperimentAgent Example: Sentiment Analysis Research Paper

You are a helpful research assistant. You have access to the following tools:

- List Files:

Use this to navigate the file system.

Usage:

```

Action: List Files

Action Input: {

    "dir\_path": [a valid relative path to a directory, such as "." or "folder1/folder2"]

}

Observation: [The observation will be a list of files and folders in dir\_path or current directory is dir\_path is empty, or an error message if dir\_path is invalid.]

```

- Copy File:

Use this to copy a file to a new location with a new name.

Usage:

```

Action: Copy File

Action Input: {

    "source": [a valid file name with relative path to current directory if needed],

    "destination": [a valid file name with relative path to current directory if needed]

}

Observation: [A success message if the file is copied successfully, or an error message if the file cannot be copied.]

```

- Undo Edit Script:

Use this to undo the last edit of the python script.

Usage:

```

Action: Undo Edit Script

Action Input: {

    "script\_name": [a valid python script name with relative path to current directory if needed]

}

Observation: [The observation will be the content of the script before the last edit. If the script does not exist, the observation will be an error message.]

```

- Execute Script:

Use this to execute the python script. The script must already exist.

Usage:

```

Action: Execute Script

Action Input: {

    "script\_name": [a valid python script name with relative path to current directory if needed]

}

Observation: [The observation will be output of the script or errors.]

```

- Request Help:

Use this to request help from human. Use this only when the provided tools and files are not enough for accomplishing necessary steps, such as requesting API reference or installing a library. So you should check through the provided tools and files first.

Usage:

```

Action: Request Help

Action Input: {

    "request": [a detailed description on what to do]

}

Observation: [The observation will be the response from human .]

```

- Final Answer:

Use this to provide the final answer to the current task.

Usage:

```

Action: Final Answer

Action Input: {

    "final\_answer": [a detailed description on the final answer]

}

Observation: [The observation will be empty.]

```

- Understand File:

Use this to read the whole file and understand certain aspects. You should provide detailed description on what to look for and what should be returned. To get a better understanding of the file, you can use Inspect Script Lines action to inspect specific part of the file.

Usage:

```

Action: Understand File

Action Input: {

```
 "file_name": [a valid file name with relative path to
 current directory if needed],
 "things_to_look_for": [a detailed description on what to
 look for and what should returned]
}
Observation: [The observation will be a description of
 relevant content and lines in the file. If the file does
 not exist, the observation will be an error message.]
'''
```

- Inspect Script Lines:

Use this to inspect specific part of a python script precisely, or the full content of a short script. The number of lines to display is limited to 100 lines. This is especially helpful when debugging.

Usage:

'''

Action: Inspect Script Lines

Action Input: {

```
 "script_name": [a valid python script name with relative
 path to current directory if needed],
 "start_line_number": [a valid line number],
 "end_line_number": [a valid line number]
```

}

Observation: [The observation will be the content of the script between start\_line\_number and end\_line\_number . If the script does not exist, the observation will be an error message.]

'''

- Edit Script (AI):

Use this to do a relatively large but cohesive edit over a python script. Instead of editing the script directly, you should describe the edit instruction so that another AI can help you do this.

Usage:

'''

Action: Edit Script (AI)

Action Input: {

```
 "script_name": [a valid python script name with relative
 path to current directory if needed. An empty script
 will be created if it does not exist.],
 "edit_instruction": [a detailed step by step description
 on how to edit it.],
 "save_name": [a valid file name with relative path to
 current directory if needed]
```

}

Observation: [The observation will be the edited content of the script. If the script does not exist, the observation will be an error message. You should always double check whether the edit is correct. If it is far from correct,

```
 you can use the Undo Edit Script action to undo the edit.]
 '''
```

- Reflection:

```
 Use this to look over all the past steps and reflect. You
 should provide detailed description on what to reflect on
 and what should be returned.
```

```
 Usage:
```

```
 '''
```

```
 Action: Reflection
```

```
 Action Input: {
```

```
 "things_to_reflect_on": [a detailed description on what
 to reflect on and what should be returned]
```

```
 }
```

```
 Observation: [The observation will be a the reflection.]
```

```
 '''
```

- Retrieve Dataset:

```
 Retrieve a suitable dataset based on a detailed description
 of the requirements. You can load the dataset later from
 'save_dir' using the load_from_disk function of the
 HuggingFace datasets library.
```

```
 Usage:
```

```
 '''
```

```
 Action: Retrieve Dataset
```

```
 Action Input: {
```

```
 "instruction": [an instruction on how to generate the
 output from the input],
```

```
 "save_dir": [directory to save the generated dataset dict
 to. We recommend saving to data/retrieved/]
```

```
 }
```

```
 Observation: [The observation will be a success message if
 the dataset was retrieved successfully. Otherwise, an
 error message will be returned.]
```

```
 '''
```

- Retrieve Model:

```
 Retrieve a suitable model based on a detailed description of
 the requirements. You can obtain the model given the name
 using the transformers.AutoModelForSeq2SeqLM.
 from_pretrained function.
```

```
 Usage:
```

```
 '''
```

```
 Action: Retrieve Model
```

```
 Action Input: {
```

```
 "instruction": [an instruction on how to generate the
 output from the input]
```

```
 }
```

```
 Observation: [The observation will be a list of suitable
 models. You can choose one of them based on the
```

```

 requirements.]
 """
- Process Dataset:
 Process dataset based on a detailed description of the
 requirements. You can load the processed data later from `
 save_dirs` using the load_from_disk function of the
 HuggingFace datasets library. The input text will be in
 the `model_input` column and the output text will be in
 the `model_output` column.
 Usage:
 """
 Action: Process Dataset
 Action Input: {
 "instruction": [an instruction on how to generate the
 output from the input],
 "load_dirs": [directories to load the dataset dicts from,
 separated by colons],
 "save_dirs": [directories to save the processed dataset
 dicts to, separated by colons. The order should match
 the order of the loaded datasets. We recommend saving
 to data/processed/]
 }
 Observation: [The observation will be a success message if
 the data was processed successfully. Otherwise, an error
 message will be returned.]
 """

- Train Model:
 Train a Seq2Seq model from HuggingFace transformers library
 using the processed datasets and given hyperparameters.
 Usage:
 """
 Action: Train Model
 Action Input: {
 "model_name": [name of the model to train],
 "load_dirs": [directories to load the dataset dicts from,
 separated by colons],
 "result_dir": [directory to save the trained model and
 tokenizer to. We recommend using results/{trial_id}/.
 The trained model will be available as `{result_dir}/
 trained_model/` and the tokenizer will be available as
 `{result_dir}/trained_tokenizer/`.],
 "epochs": [number of epochs to train the model for],
 "batch_size": [batch size for training the model],
 "warmup_steps": [number of warmup steps for the optimizer
],
 "weight_decay": [weight decay for the optimizer],
 "learning_rate": [learning rate for the optimizer]
 }

```



Observation: [The observation will be a success message if the model was trained successfully. Otherwise, an error message will be returned.]

'''

- Execute Model on Test Set:

Execute a trained model on the test sets of specified dataset dicts.

Usage:

'''

Action: Execute Model on Test Set

Action Input: {

"result\_dir": [directory where the trained model and tokenizer are saved],

"load\_dirs": [directories to load the dataset dicts from, separated by colons],

"save\_path": [file to save the results of the model execution in json format],

"batch\_size": [batch size for executing the model],

"input\_column": [column name of the input text]

}

Observation: [The observation will be a success message if the model was executed successfully. Otherwise, an error message will be returned.]

'''

- Evaluate Model:

Evaluate a trained model on the test sets of specified dataset dicts.

Usage:

'''

Action: Evaluate Model

Action Input: {

"load\_dirs": [directories to load the dataset dicts from, separated by colons],

"save\_path": [file to load the results of the model execution in json format],

"output\_column": [column name of the output text]

}

Observation: [The values for various evaluation metrics will be returned.]

'''

Research Problem:

'''

Title:

Dataset and Baseline for Automatic Student Feedback Analysis

Abstract:

This paper presents a student feedback corpus containing 3000 instances of feedback written by university students. The dataset

has been annotated for aspect terms, opinion terms, polarities of the opinion terms towards targeted aspects, document-level opinion polarities, and sentence separations. A hierarchical taxonomy for aspect categorization covering all areas of the teaching-learning process was developed. Both implicit and explicit aspects were annotated using this taxonomy. The paper discusses the annotation methodology, difficulties faced during the annotation, and details about aspect term categorization. The annotated corpus can be used for Aspect Extraction, Aspect Level Sentiment Analysis, and Document Level Sentiment Analysis. Baseline results for all three tasks are provided.

#### Introduction:

The paper introduces the need for a comprehensive dataset for automatic analysis of student feedback to improve the teaching-learning process. Previous datasets were limited in scope and lacked comprehensive annotations necessary for detailed analysis. The authors aimed to fill this gap by creating a dataset that includes detailed annotations for various aspects of student feedback. The introduction outlines the importance of aspect-level sentiment analysis and the potential applications of the dataset in educational research.

#### Related Work:

The related work section reviews existing datasets and methodologies for sentiment analysis and feedback categorization in educational contexts. It highlights the limitations of previous works, such as the lack of detailed aspect-level annotations and the focus on document-level sentiment analysis. The authors compare their work with existing datasets and emphasize the novelty of their approach in providing a more granular level of annotation.

#### Research Tasks (t):

The primary research tasks undertaken in this study include the creation of a comprehensive student feedback corpus, consisting of 3000 instances of feedback written by university students. The feedback data is meticulously annotated for aspect terms, opinion terms, and the polarities of these opinion terms towards targeted aspects. Additionally, the study involves the development of a hierarchical taxonomy for aspect categorization, covering all areas of the teaching-learning process. Baseline results for Aspect Extraction, Aspect Level Sentiment Analysis, and Document Level Sentiment Analysis are also provided, using the annotated corpus as a benchmark.

#### Research Gaps (g):

This research addresses several critical gaps in the field. One significant gap is the lack of detailed aspect-level annotations in existing datasets, which limits the granularity required for in-depth sentiment analysis. Previous works have primarily focused on document-level sentiment analysis, neglecting the need for a

more nuanced understanding of specific feedback aspects. Another gap is the absence of a comprehensive feedback dataset that includes both implicit and explicit aspects, annotated with a detailed methodology. The study also tackles the challenges faced during the annotation process, ensuring accuracy and consistency in the data.

#### Keywords (k)

Student Feedback Corpus, Aspect Terms, Opinion Terms, Polarity Hierarchical Taxonomy, Aspect Extraction, Aspect Level Sentiment Analysis, Document Level Sentiment Analysis

#### Recent works (R):

Title: "Students feedback analysis model using deep learning-based method and linguistic knowledge for intelligent educational systems"

Abstract: This study explores a new deep learning-based method for designing an automated system to analyze student feedback more accurately, termed DTLP (Deep Learning and Teaching Process). DTLP integrates convolutional neural networks (CNNs), bidirectional LSTM (BiLSTM), and attention mechanisms to address various challenges in sentiment analysis, such as semantic context, word sense variations, and contextual polarity. The method combines statistical, linguistic, and sentiment knowledge features to enhance the accuracy of sentiment classification and provide comprehensive feedback analysis.

Title: "An Automated Approach for Analysing Students Feedback Using Sentiment Analysis Techniques"

Abstract: This paper discusses a machine learning approach to classify the sentiment of student feedback on MOOCs. It uses a combination of machine learning models and sentiment analysis techniques to evaluate the feedback's polarity and provide insights into students' learning experiences. The approach aims to support educational institutions in improving teaching quality by analyzing feedback data collected over several semesters.

'''

#### Research Ideas:

'''

Method: Advanced Aspect-Level Sentiment Analysis of Student Feedback Using a Hybrid Deep Learning Approach

#### Step 1: Dataset Enhancement

##### Data Collection and Preprocessing

- \* Collect additional student feedback from multiple universities to expand the existing dataset.
- \* Preprocess the data to ensure uniformity in annotation and eliminate noise, such as redundant information and grammatical errors.

##### Annotation Refinement

- \* Use advanced NLP techniques to further refine the aspect terms, opinion terms, and polarities.
- \* Incorporate semi-supervised learning methods to improve annotation accuracy, utilizing both manual and automated processes.

## Step 2: Model Development

### Hybrid Model Architecture

- \* Develop a hybrid model that integrates CNN, BiLSTM, and attention mechanisms, similar to the DTLP approach mentioned in the recent work by DTLP (Deep Learning and Teaching Process).
- \* Incorporate a Transformer-based model (like BERT) to capture contextual nuances and improve the understanding of implicit aspects.

### Feature Integration

- \* Enhance the feature set by combining statistical, linguistic, and sentiment knowledge features with word embeddings.
- \* Include sentiment shifter rules and contextual polarity indicators to address challenges in sentiment analysis.

## Step 3: Training and Validation

### Model Training

- \* Train the hybrid model using the enhanced dataset.
- \* Use cross-validation techniques to ensure robustness and prevent overfitting.

### Baseline Comparisons

- \* Compare the model's performance with baseline results provided in the original study and other recent works.
- \* Use metrics such as accuracy, precision, recall, and F1-score to evaluate model performance across different tasks, including Aspect Extraction, Aspect Level Sentiment Analysis, and Document Level Sentiment Analysis.

## Step 4: Iterative Refinement

### Feedback Loop

- \* Implement an iterative feedback loop where the model's predictions are reviewed and corrected, improving the model iteratively.
- \* Engage domain experts in the review process to ensure the relevance and accuracy of the feedback.

### Continuous Learning

- \* Utilize active learning techniques to continuously update the model with new data, ensuring it remains up-to-date with current trends in student feedback.

## Step 5: Deployment and Application

### Integration with Educational Systems

- \* Deploy the model as a part of an intelligent educational system to analyze student feedback in real-time.
- \* Provide actionable insights to educators and administrators to improve teaching methods and curriculum design.

### User Interface Development

- \* Develop an intuitive user interface that allows educators to interact with the model, view feedback analysis, and generate reports.

#### Rationale:

The proposed method leverages advanced deep learning techniques and integrates multiple features to address the critical gaps identified in existing studies. By enhancing the dataset and refining the annotation process, the model achieves a higher level of granularity and accuracy in sentiment analysis. The hybrid model architecture combines the strengths of CNNs, BiLSTMs, and Transformers, allowing for comprehensive feature extraction and contextual understanding. The iterative refinement process ensures continuous improvement and adaptability to new data, while the deployment phase emphasizes practical application and real-time feedback analysis. This systematic approach aims to provide a robust, scalable, and generalizable solution to improve the analysis of student feedback, ultimately contributing to enhanced educational outcomes.

#### Experiment: Validating the Hybrid Deep Learning Approach for Aspect-Level Sentiment Analysis of Student Feedback

##### Objective

To validate the effectiveness of the proposed hybrid deep learning approach (combining CNN, BiLSTM, and Transformer models) for aspect-level sentiment analysis of student feedback by comparing its performance with baseline methods and recent works.

##### Research Problem:

Current sentiment analysis models for student feedback lack detailed aspect-level annotations and fail to address implicit aspects and contextual nuances in feedback data.

##### Proposed Method:

A hybrid deep learning model integrating CNN, BiLSTM, and Transformer-based models (like BERT) to enhance aspect-level sentiment analysis. The method incorporates sentiment shifter rules and contextual polarity indicators to address challenges in sentiment analysis.

##### Experiment Design:

###### 1. Dataset Preparation:

- \* Existing Dataset: Use the dataset provided by Herath et al. (2022) with 3000 instances of student feedback, annotated for aspect terms, opinion terms, polarities, and document-level sentiments.
- \* Data Augmentation: Expand the dataset by collecting additional feedback from multiple universities, ensuring diversity in feedback data.

###### 2. Preprocessing:

- \* Clean the data to remove noise and inconsistencies.
  - \* Tokenize the text and apply part-of-speech tagging.
  - \* Annotate additional feedback instances using the refined hierarchical taxonomy.
3. Model Training:
    - \* Baseline Models: Implement and train traditional machine learning models (e.g., SVM, Naive Bayes) and existing deep learning models (e.g., LSTM, BiLSTM) for sentiment analysis.
    - \* Proposed Hybrid Model: Train the proposed hybrid model combining CNN, BiLSTM, and Transformer (BERT) layers. Use pre-trained embeddings and fine-tune on the feedback dataset.
  4. Feature Extraction:
    - \* Extract features using word embeddings, sentiment shifter rules, and contextual polarity indicators.
    - \* Integrate statistical, linguistic, and sentiment knowledge features with word embeddings to form a comprehensive feature set.
  5. Evaluation Metrics:
    - \* Measure the performance of models using accuracy, precision, recall, and F1-score.
    - \* Perform aspect-level evaluation by analyzing the accuracy of aspect term extraction and sentiment classification.
  6. Experiment Execution:
    - \* Training Phase: Train the baseline models and the proposed hybrid model on the training dataset.
    - \* Validation Phase: Validate the models using cross-validation techniques to ensure robustness and prevent overfitting.
    - \* Testing Phase: Evaluate the models on a held-out test set to compare their performance.
  7. Comparison and Analysis:
    - \* Compare the performance of the proposed hybrid model with baseline models and recent works, such as DTLF and other sentiment analysis techniques.
    - \* Analyze the results to identify strengths and weaknesses of the proposed model in handling aspect-level sentiment analysis and implicit aspects.
  8. Iterative Refinement:
    - \* Implement an iterative feedback loop where predictions are reviewed and corrected, improving model performance over iterations.
    - \* Engage domain experts to review the model's predictions and provide feedback for further refinement.
  9. Deployment:
    - \* Integrate the validated model into an intelligent educational system for real-time feedback analysis.
    - \* Develop a user interface to allow educators to interact with the model, view feedback analysis, and generate reports.

Rationale:

The proposed experiment aims to systematically validate the hybrid deep learning model's ability to handle detailed aspect-level

sentiment analysis, addressing critical gaps identified in existing studies. By comparing the performance with baseline models and recent works, the experiment seeks to demonstrate the model's effectiveness in extracting aspect terms, identifying opinion polarities, and understanding implicit aspects in student feedback. The iterative refinement process ensures continuous improvement, while deployment in an educational system provides practical applications for improving teaching quality and student experiences.

'''

Following the instructions and do not forget them:

- First, come up with a high-level plan based on the understanding of the stating problem and available tools and record it in the Research Plan and Status. You can revise the plan later.
- Research Plan and Status should well organized and succinct, keep track of 1) high-level plan (can be revised), 2) what steps have been done and what steps are in progress, 3) short results and conclusions of each step after it has been performed.
- Research Plan and Status must only include progress that has been made by previous steps. It should not include results not directly confirmed by the previous observation.
- Performance numbers and estimates can only be confirmed and included in the status by running the code and observing the output.
- You should refine the given experiment design that addresses the problem, and whenever applicable, define and measure the baseline performance of the relevant system or model before attempting any improvements.
- Follow the plan and try to achieve the goal as straightforwardly as possible.
- Highlight the supporting experiment results and reasoning before drawing any conclusions.
- Do not try installing any new packages or libraries.
- If you believe you have solved the problem, you can use the Final Answer action to submit your answer. You can only submit once, so double check that you have achieved the goal before submitting.

Always respond in this format exactly:

- Reflection: What does the observation mean? If there is an error, what caused the error and how to debug?
- Research Plan and Status: The full high-level research plan, with current status and confirmed results of each step briefly annotated. It must only include progress that has been made by previous steps. If there is any update, enclose the new update text in double asterisks **\*\*like this\*\***. If there is no update, just copy the previous step Research Plan and Status. The high level plan from the previous step should be fully retained, unless it is intentionally revised.

-Fact Check: List all objective statements in the updates to Research Plan and Status one by one and point out whether it is guessed versus directly confirmed by the previous observation directly above. Performance numbers can only be confirmed by running the code and observing the output.

-Thought: What you are currently doing, what actions to perform and why

-Questions: What questions you would like to be answered by a human researcher, as well as any advice you seek

-Action: the action to take, should be one of the names of the tools

-Action Input: the input to the action as a valid JSON string

Observation:

```
```\nthe result of the action\n```
```

Summarize your action and the observation in this format concisely in under 300 words:

[Reasoning]: Summarize the reasoning behind the action

[Action]: Summarize all relevant details of the action objectively

[Observation]: Summarize all relevant details in the observation objectively

[Feedback]: Summarize all relevant details in the human feedback objectively

Do not include any result that is guessed rather than directly confirmed by the observation.

.....

* train.py

```
import pandas as pd\nfrom sklearn.metrics import r2_score, mean_squared_error,\n    mean_absolute_error\nimport numpy as np\nimport random\nimport torch\nfrom sklearn.model_selection import train_test_split\nfrom transformers import BertTokenizer, BertModel, AdamW\nfrom torch.utils.data import DataLoader, TensorDataset\nimport torch.nn as nn
```



```

DIMENSIONS = ["cohesion", "syntax", "vocabulary", "phraseology", "
    grammar", "conventions"]
SEED = 42
BATCH_SIZE = 16
MAX_LEN = 512
EPOCHS = 3

random.seed(SEED)
torch.manual_seed(SEED)
np.random.seed(SEED)

def compute_metrics_for_regression(y_test, y_test_pred):
    metrics = {}
    for task in DIMENSIONS:
        targets_task = [t[DIMENSIONS.index(task)] for t in y_test]
        pred_task = [l[DIMENSIONS.index(task)] for l in y_test_pred]

        rmse = mean_squared_error(targets_task, pred_task, squared=
            False)

        metrics[f"rmse_{task}"] = rmse

    return metrics

class BertRegressor(nn.Module):
    def __init__(self, bert_model):
        super(BertRegressor, self).__init__()
        self.bert = bert_model
        self.regressor = nn.Linear(768, len(DIMENSIONS))

    def forward(self, input_ids, attention_mask):
        outputs = self.bert(input_ids=input_ids, attention_mask=
            attention_mask)
        pooled_output = outputs.pooler_output
        return self.regressor(pooled_output)

def train_model(X_train, y_train, X_valid, y_valid):
    tokenizer = BertTokenizer.from_pretrained('bert-base-uncased')
    bert_model = BertModel.from_pretrained('bert-base-uncased')
    model = BertRegressor(bert_model)

    device = torch.device('cuda' if torch.cuda.is_available() else '
        cpu')
    model.to(device)

    train_encodings = tokenizer(X_train, truncation=True, padding=
        True, max_length=MAX_LEN)
    valid_encodings = tokenizer(X_valid, truncation=True, padding=
        True, max_length=MAX_LEN)

```

```

train_dataset = TensorDataset(
    torch.tensor(train_encodings['input_ids']),
    torch.tensor(train_encodings['attention_mask']),
    torch.tensor(y_train, dtype=torch.float)
)
valid_dataset = TensorDataset(
    torch.tensor(valid_encodings['input_ids']),
    torch.tensor(valid_encodings['attention_mask']),
    torch.tensor(y_valid, dtype=torch.float)
)

train_loader = DataLoader(train_dataset, batch_size=BATCH_SIZE,
    shuffle=True)
valid_loader = DataLoader(valid_dataset, batch_size=BATCH_SIZE)

optimizer = AdamW(model.parameters(), lr=2e-5)
loss_fn = nn.MSELoss()

best_val_loss = float('inf')
best_model = None

for epoch in range(EPOCHS):
    model.train()
    for batch in train_loader:
        optimizer.zero_grad()
        input_ids, attention_mask, labels = [b.to(device) for b
            in batch]
        outputs = model(input_ids, attention_mask)
        loss = loss_fn(outputs, labels)
        loss.backward()
        optimizer.step()

    model.eval()
    val_loss = 0
    with torch.no_grad():
        for batch in valid_loader:
            input_ids, attention_mask, labels = [b.to(device) for
                b in batch]
            outputs = model(input_ids, attention_mask)
            val_loss += loss_fn(outputs, labels).item()

    val_loss /= len(valid_loader)
    print(f"Epoch {epoch+1}/{EPOCHS}, Validation Loss: {val_loss
        }")

    if val_loss < best_val_loss:
        best_val_loss = val_loss
        best_model = model.state_dict().copy()

model.load_state_dict(best_model)
return model, tokenizer

```

```

def predict(model, tokenizer, X):
    device = torch.device('cuda' if torch.cuda.is_available() else 'cpu')
    model.to(device)
    model.eval()

    encodings = tokenizer(X, truncation=True, padding=True,
                           max_length=MAX_LEN)
    dataset = TensorDataset(
        torch.tensor(encodings['input_ids']),
        torch.tensor(encodings['attention_mask'])
    )
    dataloader = DataLoader(dataset, batch_size=BATCH_SIZE)

    predictions = []
    with torch.no_grad():
        for batch in dataloader:
            input_ids, attention_mask = [b.to(device) for b in batch]
            outputs = model(input_ids, attention_mask)
            predictions.extend(outputs.cpu().numpy())

    return np.array(predictions)

if __name__ == '__main__':
    ellipse_df = pd.read_csv('train.csv',
                            header=0, names=['text_id', 'full_text',
                            'Cohesion', 'Syntax',
                            'Vocabulary', 'Phraseology', 'Grammar', '
                            Conventions'],
                            index_col='text_id')
    ellipse_df = ellipse_df.dropna(axis=0)

    data_df = ellipse_df
    X = list(data_df.full_text.to_numpy())
    y = np.array([data_df.drop(['full_text'], axis=1).iloc[i] for i
                  in range(len(X))])

    X_train, X_valid, y_train, y_valid = train_test_split(X, y,
                                                          test_size=0.10, random_state=SEED)

    model, tokenizer = train_model(X_train, y_train, X_valid, y_valid
    )

    y_valid_pred = predict(model, tokenizer, X_valid)
    metrics = compute_metrics_for_regression(y_valid, y_valid_pred)
    print(metrics)
    print("final MCRMSE on validation set: ", np.mean(list(metrics.
        values()))))

```

```
submission_df = pd.read_csv('test.csv', header=0, names=['
    text_id', 'full_text'], index_col='text_id')
X_submission = list(submission_df.full_text.to_numpy())
y_submission = predict(model, tokenizer, X_submission)
submission_df = pd.DataFrame(y_submission, columns=DIMENSIONS)
submission_df.index = submission_df.index.rename('text_id')
submission_df.to_csv('submission.csv')
```

[Reasoning]: The action aims to understand the current directory structure and available datasets in train.py and eval.py to identify any issues or areas for improvement.

[Action]: : Inspect Script

```
input: {"script_name": "train.py", "start_line_number": "1", "
end_line_number": "74"}
```

[Observation]: The train.py script defines constants, imports necessary libraries, sets up the model and tokenizer, and includes functions for training a BERT-based model for regression tasks. It uses a DataLoader to handle the training data and includes a custom class for the dataset and the model.

[Feedback]: The script appears to be structured correctly for training a BERT-based model on a regression task. Next, verify the model training by running the script and generating embeddings.

[Reasoning]: Dataset preparation is successful, the next logical step is to generate embeddings and train the model. This will verify if the prepared dataset can be used effectively in the subsequent stages of the pipeline.

[Action]: Execute the script "train.py" to generate embeddings and train the model using the prepared dataset.

[Observation]: The script "train.py" was executed successfully. Embeddings were generated using the pre-trained BERT model. The model was trained with mean_squared_error, and the process completed without errors.

[Feedback]: Training the model to evaluate baseline performance.

[Reasoning]: The action was to understand the code that trains the baseline model, which is necessary to come up with a high-level plan to improve the baseline model performance on the feedback dataset.

[Action]: The action was to execute the script to understand the code that trains the baseline model. The script was executed with the following input: {"file_name": "train.py", "things_to_look_for": "the code that trains the baseline model, the data it uses, and any hyperparameters it uses"}.

[Observation]: The code trains a baseline model using the 'Trainer' class from the 'BERT' library. The model is trained on a dataset loaded using the 'DataLoader' from the

` torch.utils.data ` library. The dataset is preprocessed using the ` BertTokenizer ` library. The model is trained with the following hyperparameters:

[Feedback]: continue

[Reasoning]: To understand the initial structure and functionality of train.py for effective improvements.

[Action]: Inspect Script Lines (train.py)

Input: { "script_name": "train.py", "start_line_number": "1", "end_line_number": "74" }

Objective: Understand the training script, including data processing, model training, and evaluation setup.

[Observation]:

The train.py script imports necessary libraries (e.g., pandas, sklearn, torch). Sets random seeds for reproducibility. Defines compute_metrics_for_regression function to calculate RMSE for different dimensions. Placeholder functions train_model and predict exist without implementations. Data loading and preprocessing are performed, splitting data into training and validation sets.

[Feedback]: The script structure is clear, but key functions (train_model, predict) need proper implementation for proposed model training and prediction.

[Reasoning]: To execute train.py as is, generating baseline results and identifying areas for improvement.

[Action]: Execute Script (train.py)

Input: { "script_name": "train.py" }

Objective: Run the script to generate baseline results with the current implementation.

[Observation]:

The script executed successfully.
Generated embeddings using the BERT model
Completed the training process without errors.
Metrics calculation placeholders indicated areas needing implementation.

[Feedback]: experimental model definition and training logic are missing.

...

[Reasoning]: The existing structure of train.py and eval.py scripts needs to be reorganized to align with the experiment design

[Action]: Edit Script (train.py)

[Observation]: Edit train.py to separate data loading, model definition, training loop, and evaluation into distinct functions. he edited train.py now has clearly defined functions for data loading (load_data), model definition (build_model), training (train_model), and evaluation (evaluate_model). Similarly, eval.py is reorganized to load the model and perform predictions efficiently.

[Feedback]: modify model architecture, retrieve the hybrid model of CNN, BiLSTM, and attention mechanisms, similar to the DTLP to

align with the experiment design.

..

[Reasoning]: CNN and BiLSTM needs to be retrieved and fine-tuned on the existing dataset to align with the experiment design

[Action]: Retrieve Model

Input: { "Instruction": "e retrieve the hybrid model of CNN, BiLSTM, and attention mechanisms" }

[Observation]: CNN and BiLSTM retrieved

[Feedback]: modify the model architecture

....

[Reasoning]: Evaluate the model's performance after integrating the advanced model and fixing data dimension issues.

[Action]: Execute Script (train.py)

Input: { "script_name": "train.py" }

[Observation]: The model trained over the specified number of epochs.

Training and validation loss values are recorded for each epoch, the decrease in loss indicates improved model performance.

[Feedback]:

* Resulting train.py:

```
import pandas as pd
import numpy as np
import torch
import torch.nn as nn
import torch.optim as optim
from torch.utils.data import DataLoader, Dataset
from transformers import BertTokenizer, BertModel

# Define constants
DIMENSIONS = ['cohesion', 'syntax', 'vocabulary', 'phraseology', 'grammar', 'conventions']

class EssayDataset(Dataset):
    def __init__(self, texts, targets, tokenizer, max_len):
        self.texts = texts
        self.targets = targets
        self.tokenizer = tokenizer
        self.max_len = max_len

    def __len__(self):
        return len(self.texts)

    def __getitem__(self, item):
        text = self.texts[item]
        target = self.targets[item]

        encoding = self.tokenizer.encode_plus(
            text,
            add_special_tokens=True,
```

```

        max_length=self.max_len,
        return_token_type_ids=False,
        padding='max_length',
        return_attention_mask=True,
        return_tensors='pt',
        truncation=True
    )

    return {
        'text': text,
        'input_ids': encoding['input_ids'].flatten(),
        'attention_mask': encoding['attention_mask'].flatten(),
        'targets': torch.tensor(target, dtype=torch.float)
    }

class EssayScoreRegressor(nn.Module):
    def __init__(self, n_outputs):
        super(EssayScoreRegressor, self).__init__()
        self.bert = BertModel.from_pretrained('bert-base-uncased')
        self.drop = nn.Dropout(p=0.3)
        self.out = nn.Linear(self.bert.config.hidden_size, n_outputs)

    def forward(self, input_ids, attention_mask):
        pooled_output = self.bert(
            input_ids=input_ids,
            attention_mask=attention_mask
        )['pooler_output']
        output = self.drop(pooled_output)
        return self.out(output)

def train_epoch(model, data_loader, loss_fn, optimizer, device,
                scheduler, n_examples):
    model = model.train()
    losses = []

    for d in data_loader:
        input_ids = d['input_ids'].to(device)
        attention_mask = d['attention_mask'].to(device)
        targets = d['targets'].to(device)

        outputs = model(input_ids=input_ids, attention_mask=
            attention_mask)
        loss = loss_fn(outputs, targets)

        losses.append(loss.item())

    loss.backward()
    optimizer.step()
    scheduler.step()
    optimizer.zero_grad()

```

```

    return np.mean(losses)

def train_model(train_data, val_data, tokenizer, model, optimizer,
               scheduler, device, epochs, batch_size, max_len):
    train_dataset = EssayDataset(
        texts=train_data['full_text'].to_numpy(),
        targets=train_data[DIMENSIONS].to_numpy(),
        tokenizer=tokenizer,
        max_len=max_len
    )

    val_dataset = EssayDataset(
        texts=val_data['full_text'].to_numpy(),
        targets=val_data[DIMENSIONS].to_numpy(),
        tokenizer=tokenizer,
        max_len=max_len
    )

    train_data_loader = DataLoader(
        train_dataset,
        batch_size=batch_size,
        shuffle=True
    )

    val_data_loader = DataLoader(
        val_dataset,
        batch_size=batch_size,
        shuffle=False
    )

    loss_fn = nn.MSELoss().to(device)

    for epoch in range(epochs):
        print(f'Epoch {epoch + 1}/{epochs}')
        print('-' * 10)

        train_loss = train_epoch(
            model,
            train_data_loader,
            loss_fn,
            optimizer,
            device,
            scheduler,
            len(train_dataset)
        )

        print(f'Train loss {train_loss}')

if __name__ == "__main__":
    df = pd.read_csv('train.csv')
    tokenizer = BertTokenizer.from_pretrained('bert-base-uncased')

```



```

device = torch.device('cuda' if torch.cuda.is_available() else '
    cpu')
model = EssayScoreRegressor(n_outputs=len(DIMENSIONS))
model = model.to(device)

optimizer = optim.Adam(model.parameters(), lr=2e-5)
total_steps = len(df) // 16 * 5
scheduler = optim.lr_scheduler.StepLR(optimizer, step_size=
    total_steps, gamma=0.1)

train_data = df.sample(frac=0.8, random_state=42)
val_data = df.drop(train_data.index)

train_model(train_data, val_data, tokenizer, model, optimizer,
    scheduler, device, epochs=5, batch_size=16, max_len=160)

* eval.py
import sys
import os
import pandas as pd
import numpy as np
import torch
from torch.utils.data import DataLoader
from transformers import BertTokenizer
from importlib import reload
import train

# Constants
DIMENSIONS = train.DIMENSIONS

class EssayDataset(Dataset):
    def __init__(self, texts, targets, tokenizer, max_len):
        self.texts = texts
        self.targets = targets
        self.tokenizer = tokenizer
        self.max_len = max_len

    def __len__(self):
        return len(self.texts)

    def __getitem__(self, item):
        text = self.texts[item]
        target = self.targets[item]

        encoding = self.tokenizer.encode_plus(
            text,
            add_special_tokens=True,
            max_length=self.max_len,
            return_token_type_ids=False,
            padding='max_length',
            return_attention_mask=True,

```

```

        return_tensors='pt',
        truncation=True
    )

    return {
        'text': text,
        'input_ids': encoding['input_ids'].flatten(),
        'attention_mask': encoding['attention_mask'].flatten(),
        'targets': torch.tensor(target, dtype=torch.float)
    }

def get_score(submission_folder="../env"):
    submission_path = os.path.join(submission_folder, "submission.csv")
    solution = pd.read_csv(os.path.join(os.path.dirname(__file__), "answer.csv"))[DIMENSIONS].to_numpy()
    submission = pd.read_csv(submission_path)[DIMENSIONS].to_numpy()

    metrics = train.compute_metrics_for_regression(solution, submission)
    return np.mean(list(metrics.values()))

def eval_model(model, data_loader, device, n_examples):
    model = model.eval()
    predictions = []

    with torch.no_grad():
        for d in data_loader:
            input_ids = d['input_ids'].to(device)
            attention_mask = d['attention_mask'].to(device)

            outputs = model(input_ids=input_ids, attention_mask=attention_mask)
            predictions.extend(outputs.cpu().numpy())

    return predictions

if __name__ == "__main__":
    reload(train)
    tokenizer = BertTokenizer.from_pretrained('bert-base-uncased')
    device = torch.device('cuda' if torch.cuda.is_available() else 'cpu')
    model = train.EssayScoreRegressor(n_outputs=len(DIMENSIONS))
    model.load_state_dict(torch.load('model.bin'))
    model = model.to(device)

    test_data = pd.read_csv('test.csv')
    test_dataset = EssayDataset(
        texts=test_data['full_text'].to_numpy(),
        targets=np.zeros((len(test_data), len(DIMENSIONS))), # Dummy targets
    )

```

```
        tokenizer=tokenizer,
        max_len=160
    )

    test_data_loader = DataLoader(
        test_dataset,
        batch_size=16,
        shuffle=False
    )

    predictions = eval_model(
        model,
        test_data_loader,
        device,
        len(test_dataset)
    )

    submission = pd.DataFrame(predictions, columns=DIMENSIONS)
    submission['text_id'] = test_data['text_id']
    submission.to_csv(os.path.join("../env", 'submission.csv'), index
                      =False)

    print(get_score())
```