

# AnyDesign: Versatile Area Fashion Editing via Mask-Free Diffusion

Yunfang Niu<sup>1,2</sup>, Lingxiang Wu<sup>1,3</sup>, Dong Yi<sup>1,3</sup>, Jie Peng<sup>4</sup>,  
Ning Jiang<sup>5</sup>, Haiying Wu<sup>5</sup>, Jinqiao Wang<sup>1,2,3</sup>

<sup>1</sup>Foundation Model Research Center, Institute of Automation, Chinese Academy of Sciences

<sup>2</sup>China and School of Artificial Intelligence, University of Chinese Academy of Sciences

<sup>3</sup>Wuhan AI Research

<sup>4</sup>Huazhong University of Science and Technology

<sup>5</sup>Mashang Consumer Finance Co.



Figure 1: Fashion Editing with AnyDesign. Our model adapts to various settings and edits a wide range of apparel categories using flexible prompts.

## Abstract

Fashion image editing aims to modify a person’s appearance based on a given instruction. Existing methods require auxiliary tools like segmenters and keypoint extractors, lacking a flexible and unified framework. Moreover, these methods are limited in the variety of clothing types they can handle, as most datasets focus on people in clean backgrounds and only include generic garments such as tops, pants, and dresses. These limitations restrict their applicability in real-world scenarios. In this paper, we first extend an existing dataset for human generation to include a wider range of apparel and more complex backgrounds. This extended dataset features people wearing diverse items such as tops, pants, dresses, skirts, headwear, scarves, shoes, socks, and bags. Additionally, we propose **AnyDesign**, a diffusion-based method that enables mask-free editing on versatile areas. Users can simply input a human image along with a corresponding prompt in either text or image format. Our approach incorporates Fashion DiT, equipped with a Fashion-Guidance Attention (FGA) module designed to fuse explicit apparel types and CLIP-encoded apparel features. Both Qualitative and quantitative experiments demonstrate that our method delivers high-quality fashion editing and outperforms contemporary text-guided fashion editing methods. Codes will be made available at: <https://github.com/myf8/AnyDesign>

## 1 Introduction

Fashion image editing, a challenging yet innovative task, enables users to change clothing through prompt guidance, having wide applications in domains such as fashion design (Sorger and Udale 2017) and E-commerce (Jain, Malviya, and Arya 2021). This task can be categorized into image-based (Han et al. 2018; Choi et al. 2021; Morelli et al. 2022) and text-based (Pernuš et al. 2023; Baldrati et al. 2023) editing. The former covers the virtual try-on methods, which involve transferring the garment image onto the target person. The latter involves fashion image editing with text descriptions, which allows fashion designers to manipulate the model image by various natural language instructions.

Successful E-commerce applications should allow users to upload their full-body shots in any background and modify the image with any apparel in image or text formats. However, existing methods typically require auxiliary information like dedicated masks (Choi et al. 2021) and human poses (Cao et al. 2017; Güler, Neverova, and Kokkinos 2018). These auxiliary tools face significant challenges in real-world applications, especially when the user’s full-body shot is in an arbitrary pose and background. Additionally, existing methods can handle limited clothing types, such as tops, pants, and dresses. This is because public fashion editing datasets like VITON-HD (Han et al. 2018) and Dresscode (Morelli et al. 2022) only focus on mainstream clothing items and people in clean backgrounds.

To address these challenges, we introduce **AnyDesign**, a mask-free framework for human fashion editing that allows users to edit versatile areas, including tops, pants, dresses, shoes, and accessories. Although fashion designers often edit by adding text inspiration to a human image, there are far more paired images of people with apparel than detailed text descriptions available. To leverage this, we uti-

lize both human images paired with apparel images and those with text descriptions through the use of OpenFashionClip (Cartella et al. 2023). This enables AnyDesign to perform versatile editing, including text-driven garment design, text-driven accessory design, and style-image guided editing, as illustrated in Fig. 1.

We start our work by extending a dataset. SHHQ (Fu et al. 2022) is a dataset designed for human generation tasks, featuring a wide range of human bodies with well-labeled attributes and diverse garment categories. However, it is not suitable for direct use in the human fashion editing task due to the absence of key components such as apparel-agnostic images, human densepose, and guidance prompts. In this paper, we introduce a dataset extension method, extending the SHHQ dataset for versatile human fashion editing in the wild, referred as SSHQe. Compared with the public datasets VITON-HD (Choi et al. 2021) and Dresscode (Morelli et al. 2022), our extended dataset contains people in complex backgrounds with nine kinds of clothes and accessories (*i.e.*, tops, pants, dresses, skirts, headwear, scarves, shoes, socks, bags). We also provide agnostic images and guidance prompts, applying different removal strategies for various apparel categories, along with dedicated human keypoints and densesposes.

On the extended dataset, an innovative mask-free framework is introduced for human fashion editing. The framework contains two stages. The first stage involves a mask-based diffusion model to generate pseudo samples. The second stage transitions to a mask-free diffusion model, which is employed during the inference phase. For the apparel encoder, we fully leverage the cross-modal capabilities of the CLIP-like features. Utilizing the OpenFashionClip (Cartella et al. 2023) pre-trained on large-scale fashion datasets (Han et al. 2017; Rostamzadeh et al. 2018; Guo et al. 2019; Wu et al. 2021), our method supports both text-guided and style-image-guided clothing editing as both the textual and visual features are semantically aligned. For the diffusion model backbone, we design a Fashion Diffusion Transformer (Fashion DiT), where a novel fashion-guidance attention (FGA) is proposed to integrate explicit apparel types and the encoded apparel features. By specifying the apparel types and desired modifications, the framework automatically identifies the target areas and completes the synthesis end-to-end. To validate the effectiveness of the proposed method, we conduct comprehensive experiments on both our newly extended dataset and the most widely used datasets for human fashion editing.

The contributions of this paper can be summarized as follows:

- We introduce a dataset extension method and first reproduce an extended fashion editing dataset featuring people in complex backgrounds and nine categories of apparel.
- We introduce an innovative mask-free diffusion framework for human fashion editing. In the framework, we propose a Fashion DiT, incorporating a fashion guidance attention module that fuses CLIP-like features with apparel types.
- Experiments validate our model’s efficiency on various

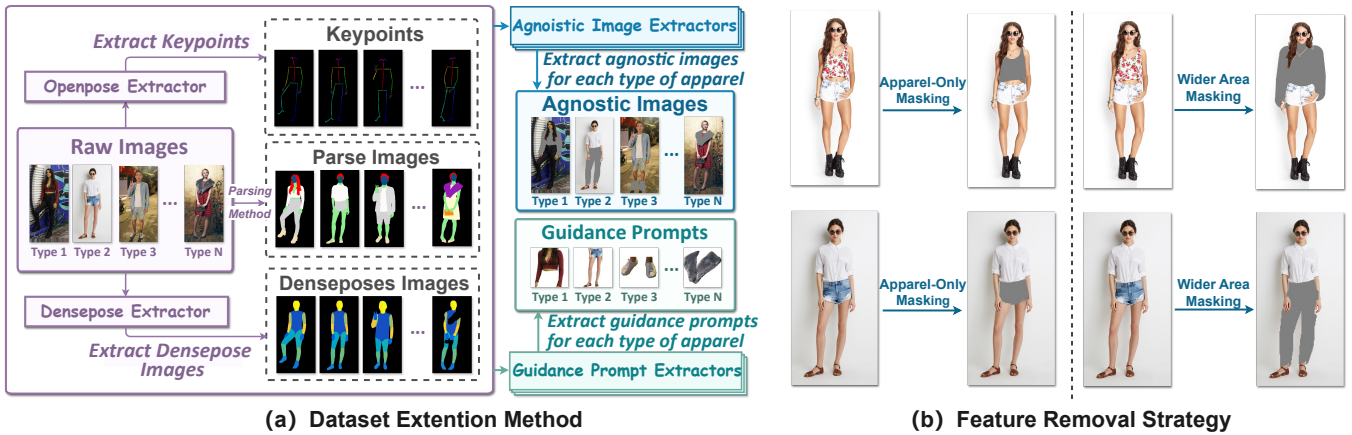


Figure 2: (a) The Dataset Extension Method. We extract keypoints and densepose information using existing methods. Then, apparel-specific extractors are designed to create agnostic images and guidance prompts. (b) Different feature removal strategies.

datasets, demonstrating notable performance improvements and extensive application potential.

## 2 Related Work

**Text-to-Image Synthesis.** This challenging task involves synthesizing a target image based on a given textual prompt. Initially, this task primarily relied on Generative Adversarial Networks (GANs) (Zhang et al. 2017, 2021; Tao et al. 2022), while more recent work has predominantly adopted diffusion-based models (Nichol et al. 2022; Rombach et al. 2022; Saharia et al. 2022). In the fashion image synthesis, Fashion-Gen (Rostamzadeh et al. 2018) firstly constructed a large-scale dataset and utilized StackGAN (Zhang et al. 2017) for text-to-fashion image generation. FashionG (Jiang, Li, and Fu 2021) incorporated global and local style losses to generate images with multiple styles. UFS-Net (Wu et al. 2023) enabled sketch-guided garment generation under an unsupervised learning paradigm. In diffusion-based approaches, a fashion attribute editing framework (Kong et al. 2023) was proposed, exploring the classifier-guided diffusion (Dhariwal and Nichol 2021). Then, SGDiff (Sun et al. 2023) innovatively used a diffusion model to synthesize garment images with style guidance.

**Text-Driven Fashion Editing.** This line of work focuses on the precise editing of given images via textual description. Extensive research has been conducted on image editing using GANs (Patashnik et al. 2021; Zhao et al. 2021; Tao et al. 2023). FICE (Pernuš et al. 2023) introduced an innovative text-guided fashion editing model that combines CLIP semantic knowledge with GAN latent code optimization, guided by posture, regularization, and combination constraints. Diffusion-based models (Hertz et al. 2023; Couairon et al. 2023) have also demonstrated outstanding performance in general image editing tasks. Specifically, MGD (Baldrati et al. 2023) was the first diffusion-based fashion image editing model, utilizing a U-Net denoising

network that requires both text and sketch image as guiding conditions.

In summary, human-centric fashion editing methods are relatively lacking. Existing models either require complex inputs (e.g. keypoints, parsing images, masks, etc.), or are not designed for the fashion field. Furthermore, none of these models can effectively edit a wide range of apparel categories.

## 3 Method

**Problem Definition.** Specifically, given a person image  $P \in \mathbb{R}^{h \times w \times 3}$ , this task requires synthesizing an edited image  $\hat{P} \in \mathbb{R}^{h \times w \times 3}$  based on either a textual prompt  $T$  or an image prompt  $G$  along with an apparel type label  $L$ . The objective is to modify the targeted item while preserving the original appearance of the unedited regions in  $P$ .

### 3.1 Dataset Extension Method

First, we introduce the method of extending the dataset. Existing fashion editing datasets such as VITON-HD (Han et al. 2018) and Dresscode (Morelli et al. 2022) focus on mainstream clothing items (i.e. tops, pants, and dresses), failing to meet extensive editing requirements like shoes and bags. SHHQ (Fu et al. 2022) offers human images with diverse apparel categories in complex backgrounds, but lacks critical information such as agnostic images and human densepose.

To address this issue, we extend the SHHQ dataset to SHHQe, as shown in Fig 2. The extended dataset includes essential data: (1) 25 complete human keypoints extracted using openpose (Cao et al. 2017), (2) densepose images obtained via (Güler, Neverova, and Kokkinos 2018), (3) agnostic images and (4) guidance prompts obtained through dedicated extractors.

**Apparel-Agnostic Image Extraction.** Considering the differences among apparel, we apply category-specific mask strategies: strong removal for tops, pants, dresses, skirts, and



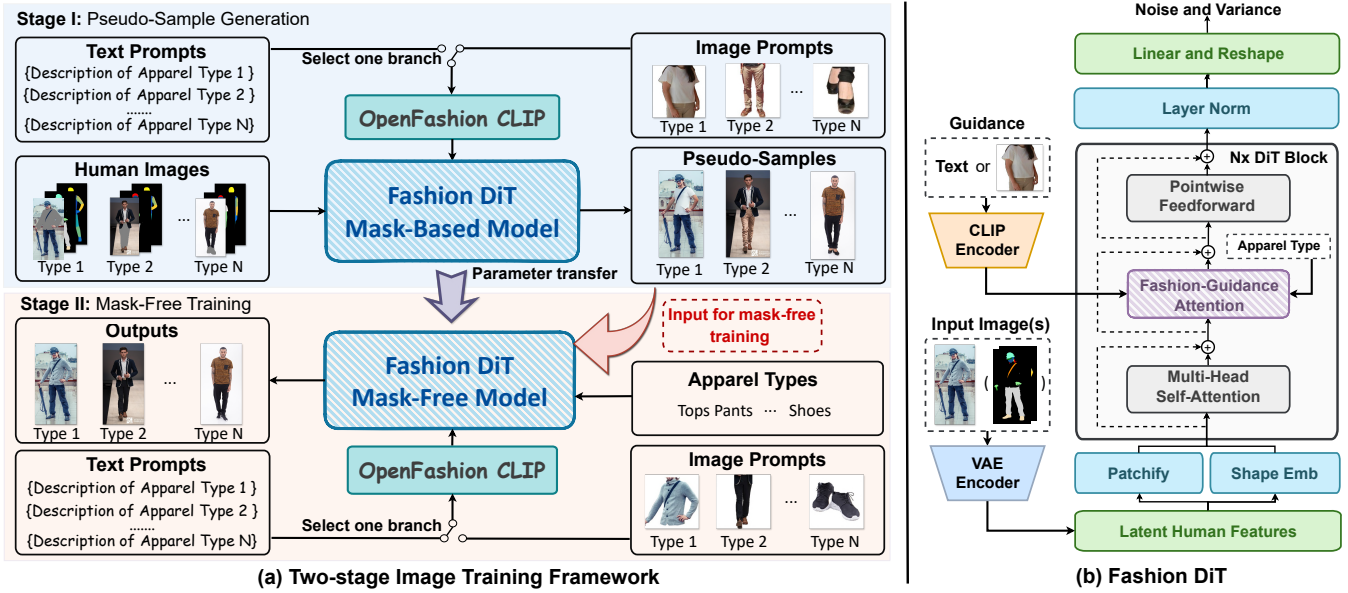


Figure 3: The Overall Architecture of Fashion Editing Framework. (a) Two-stage Image Training Framework. In Stage I, we train a mask-based model to generate pseudo-samples using unpaired text prompts or image prompts. In Stage II, we train the final mask-free utilizing generated pseudo-samples with the paired prompts and the apparel types as inputs. The training goal at this stage is to generate realistic images. (b) The architecture of Fashion DiT.

shoes, and weak removal for scarves, bags, headwear, and socks.

- **Strong Removal:** Because the “agnostic image” created directly from parsing retains the contours of the original apparel, it limits the range of editable styles. The difference between apparel-only masking and wilder-area masking is shown in Fig 2 (b). For apparel with large pieces, we apply the wilder-area masking to make the object shape indistinguishable. Specifically, for tops, we utilize the method from (Choi et al. 2021) combined with keypoints, and we apply masks to areas such as the arms, torso, and neck. To prevent excessive removal, we use DensePose (Güler, Neverova, and Kokkinos 2018) combined with parsed labels to restore the position of hands and accessories. For pants, we expand the leg area towards the DensePose labels. For skirts or dresses, we generate a minimum bounding box for the lower garment area. For shoes, we integrate DensePose labels and parsed labels for wider area masking.

- **Weak Removal:** For more complex apparel items (*i.e. scarves, bags, headwear, and socks*), excessive removal of the apparel and surrounding areas could significantly compromise nearby details. Therefore, we employ a more cautious weak removal strategy, which involves creating masks only within the specific areas corresponding to the targeted apparel.

**Guidance Prompts Extraction.** Following data used in Openfashion CLIP (Cartella et al. 2023), we retained the related body regions to better preserve semantic information for tops, pants, dresses, shoes, and bags. For other apparel, masks from parse images are directly used to extract apparel regions. In the postprocessing, we deliberately place the ap-

parel in the central position and set the background to pure white.

In this way, we extend the SHHQ to SHHQe, enhancing the dataset to support various apparel editing while containing complex backgrounds. For more details, please refer to the **supplementary material**.

### 3.2 Mask-Free Image Editing Framework

In this section, we introduce the method that enables users to edit any area using given instructions, depending on their preference. Furthermore, during inference, no auxiliary tools are required—only the mask-free diffusion model is necessary. As shown in Fig. 3, the framework contains two stages.

- **First stage:** Training a mask-based model to prepare high-quality pseudo-samples for the mask-free model.
- **Second stage:** Constructing the final mask-free model which takes pseudo-samples as input. During the training, the original person images are used as the targets.

With the help of OpenFashion Clip (Cartella et al. 2023), both text prompts and image prompts can be supported.

**Preliminary.** The diffusion models (Sohl-Dickstein et al. 2015; Ho, Jain, and Abbeel 2020) are a kind of generative models, which convert Gaussian noise into samples via a reverse process of a fixed Markov Chain. We apply the denoising process on latent space using a pretrained autoencoder (Esser, Rombach, and Ommer 2021). This autoencoder compresses images  $x \in \mathbb{R}^{h \times w \times 3}$  into latent representations  $z = \mathcal{E}(x) \in \mathbb{R}^{\frac{h}{f} \times \frac{w}{f} \times 4}$ , where  $f$  represents the



downsampling factor. We optimize the model with:

$$\mathcal{L} = E_{t, z_t, \epsilon \sim \mathcal{N}(0,1)} \left[ \|\epsilon - \epsilon_\theta(z^t, t, conds)\|^2 \right], \quad (1)$$

where  $t$  denotes the diffusion timestep, and  $conds$  are the selectable guiding conditions (e.g. descriptive text prompt  $T$ , image prompt  $G$ ).  $\epsilon_\theta$  represents the noise predicted by a DiT, which will be described in Sec.3.3.

**Stage I: Pseudo-Sample Preparation with Mask-based model.** When training the mask-based diffusion model, the input comprises four components: (1) a paired text prompt  $T$  or image prompt  $G$ ; (2) an apparel-agnostic image  $P_m \in \mathbb{R}^{h \times w \times 3}$ ; (3) a human densepose image  $D \in \mathbb{R}^{h \times w \times 3}$ ; (4) a masked human parse image  $M \in \mathbb{R}^{h \times w \times 3}$ , which is obtained as follows,

$$M = (1 - R_{agnostic}) \odot M_{raw}. \quad (2)$$

$R_{agnostic}$  represents the masked region in the agnostic image, and  $M_{raw}$  represents the original unprocessed human parse image. The symbol  $\odot$  represents the Hadamard product. The real person image  $\tilde{P} \in \mathbb{R}^{h \times w \times 3}$  serves as the ground truth images.

During the inference, for each real person image  $\tilde{P} \in \mathbb{R}^{h \times w \times 3}$ , the mask-based model generates an edited version  $\hat{P} \in \mathbb{R}^{h \times w \times 3}$  using unpaired text  $T_u$  or image  $G_u$ . Subsequently, the non-masked areas from the real image are overlaid with the generated image as:

$$P = (1 - R_{agnostic}) \odot \tilde{P} + R_{agnostic} \odot \hat{P}. \quad (3)$$

The  $P$ , which is the final pseudo-sample will serve as the input for the next mask-free stage during training.

**Stage II: Mask-free Training.** Before training the final mask-free model, we first transfer the parameters from the shared structures of the mask-based model to the mask-free model. This strategy could leverage the knowledge from the mask-based model and shorten training time.

In the mask-free training stage, the model receives the reference pseudo-sample  $P \in \mathbb{R}^{h \times w \times 3}$ , along with the paired textual description  $T$  or image prompt  $G$ , as inputs. The real person image  $\tilde{P} \in \mathbb{R}^{h \times w \times 3}$  serves as the ground truth image. This approach effectively preserves the poses in the reference image  $P$ , even without an explicit mask, enabling the model to make precise and natural modifications to clothing or accessories. With a CLIP-based encoder, both the text and image prompts are supported.

### 3.3 Fashion Diffusion Transformers (Fashion DiT)

Recent studies reveal that transformers outperform U-Net-based methods concerning image denoising quality (Bao et al. 2023; Peebles and Xie 2023) and efficiency (Chen et al. 2024). As shown in Fig. 3 (b), we propose Fashion DiT, an extension of DiT, as the denoising network backbone. Specifically, the images related to human figures are encoded as the latent space representations  $\mathcal{E}(P_m)$ ,  $\mathcal{E}(D)$ ,  $\mathcal{E}(M)$ , and  $\mathcal{E}(\tilde{P}) \in \mathbb{R}^{\frac{h}{f} \times \frac{w}{f} \times 4}$ . These latent features are then divided into patches and processed through

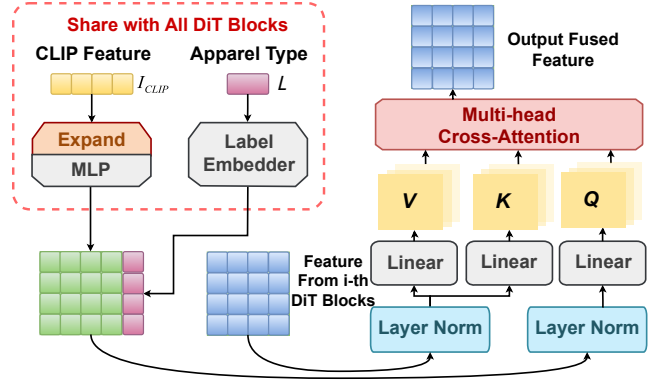


Figure 4: Fashion-Guidance Attention (FGA) Module.

$N \times$  DiT blocks. We incorporate shape embeddings from SDXL (Podell et al. 2024) to handle various input resolutions. Using a text prompt as an example, the Fashion DiT Blocks can be expressed with a self-attention module  $\Phi^A$ , a feed-forward layer  $\Phi^F$ , and a Fashion-Guidance Attention (FGA) module as follows:

$$X_{i+1} = \Phi^F \circ \Phi^{FGA}(I_{CLIP}, L, \Phi^A(X_i)) \quad (4)$$

$$I_{CLIP} = \mathcal{E}_{CLIP}(T),$$

where  $X_i$  denotes the input to the  $i$ -th DiT Block,  $L$  denotes the apparel type label.  $I_{CLIP}$  indicates the vector obtained by encoding the text or image prompt through the CLIP encoder. The output of the  $i$ -th DiT Block is  $X_{i+1}$ .

**Fashion-Guidance Attention (FGA).** The Fashion-Guidance Attention (FGA) module is designed to integrate CLIP features with features from different apparel types, as illustrated in Fig. 4. Specifically, the apparel type  $L$  is first encoded into  $I_L$  via an embedding layer.  $I_L$  is first concatenated with  $I_{CLIP}$  after dimensionality expansion and Multi-Layer Perceptron (MLP) processing, resulting in a composite vector  $I_F$ . After applying Layer Normalization (LN) to the  $I_F$ , the Query in the attention mechanism is expressed as  $Q = W_q \text{LN}(I_F)$ . The Key is  $K = W_k \text{LN}(I_{DiT})$ . Value is expressed as  $V = W_v \text{LN}(I_{DiT})$ , where  $I_{DiT}$  is the internal features of the previous transformer block. This fusion strategy aims to enable the model to thoroughly learn and focus on the regions corresponding to different apparel types, allowing for precise editing without the need for masked images. We also demonstrate the robustness and generalization capacity of the FGA module through the learned attention map, with further details in the **supplementary material**.

## 4 Experiments

### 4.1 Experimental Setup

**Datasets.** We train our models on three datasets: VITON-HD (Choi et al. 2021), Dresscode (Morelli et al. 2022), and the constructed SHHQe. VITON-HD features image pairs of frontal-view women and upper body clothing. Dresscode contains upper body, lower body, and dress clothing image

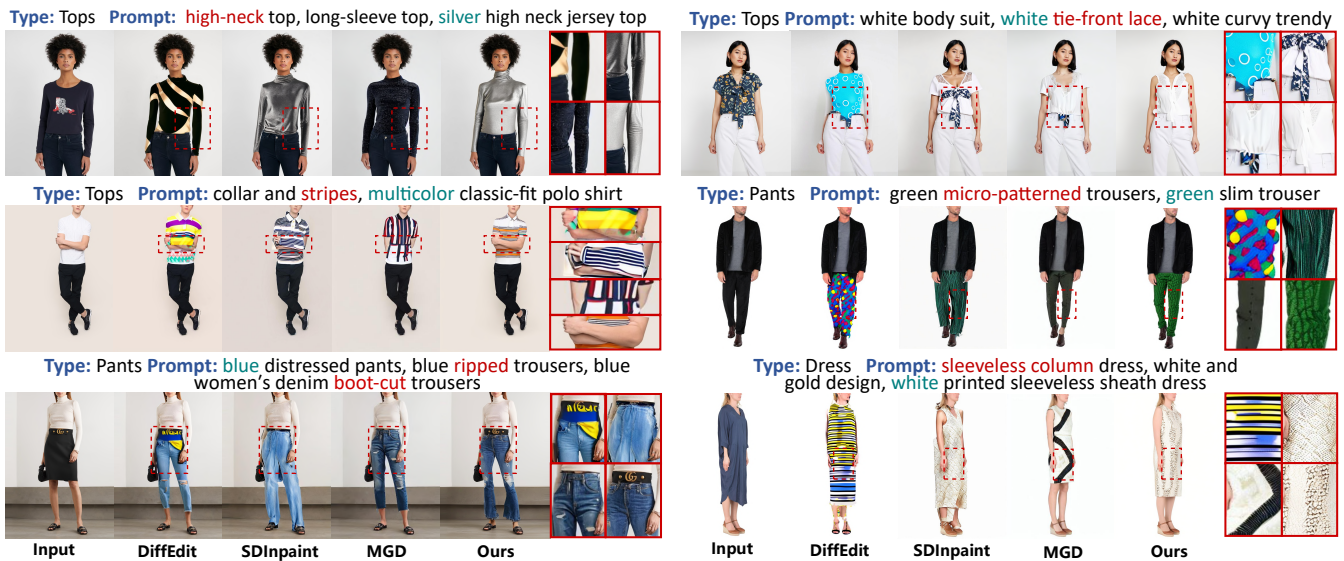


Figure 5: Visual Comparison on VITON-HD and Dresscode images. From left to right: the given person, the text-driven editing results by a series of methods.



Figure 6: Visual results on SHHQe. In the text-driven editing, words indicating color are highlighted in red, while those indicating styles are highlighted in green. In image-driven editing, styles can be transferred.

pairs. SHHQe contains a lot of raw human images, and encompasses a broad range of apparel items. For textual guidance in VITON-HD and Dresscode, we utilize text information provided by (Baldrati et al. 2023). We divide these datasets into training and test sets with 11,647/2,032 samples for VITON-HD and 48,392/5,400 for Dresscode. After extracting image prompts for each type of apparel in the SHHQe dataset, we obtained a total of 114,077 training and 12,653 testing samples including nine categories.

**Implementation Details.** In our setup, the scale factor  $f$  in the autoencoder is set to 8. For the denoising transformer, we configure the DiTs with a depth of 28 layers, set the channel size to 1,152, the patch size to 2, and the number of heads in the cross-attention layers to 16. We use the Adam optimizer, with a learning rate of  $1e^{-4}$  and 1,000 time steps. During the inference stage, the model employs SA-solver (Xue et al. 2023) for sampling, with a classifier-free guidance scale  $s$  of 4.5. All experiments are conducted on

NVIDIA Tesla H800 GPUs.

## 4.2 Visual Results

**Comparison with Existing Methods.** In Fig. 5, We compare our model with the competitive text-driven fashion editing models DiffEdit (Couairon et al. 2023), SDInpaint (RunwayML 2022) and MGD (Baldrati et al. 2023). For fair comparison, experiments are conducted on VITON-HD and Dresscode datasets. Our model obviously outperforms others with respect to semantic consistency (e.g. “high-neck silver top”, “green micro-patterned trousers”, “white and gold sleeveless column dress”) and image synthesis quality (e.g. “white tie-front lace”, “multicolor striped polo”).

**Visual Results on SHHQe dataset.** In Fig. 6, visual results on the SHHQe dataset are presented. Both the text-driven and the style-image-driven editing results are promising. For instance, our model can change the appearance of a

Table 1: Quantitative results on the VITON-HD and Dresscode datasets. The KID is scaled by 1000 for better comparison. The best and second best are marked in bold and underlined, respectively.

Method	Mask-free	VITON-HD					Dresscode				
		FID↓	KID↓	CLIP-S↑	LPIPS <sub>p</sub> ↓	SSIM <sub>p</sub> ↑	FID↓	KID↓	CLIP-S↑	LPIPS <sub>p</sub> ↓	SSIM <sub>p</sub> ↑
<b>256×192 resolution</b>											
FICE (Pernuš et al. 2023)	✗	52.74	48.58	25.94	-	-	34.14	26.86	26.03	-	-
DiffEdit (Couairon et al. 2023)	✓	36.13	15.25	23.53	0.232	0.738	19.02	6.21	20.71	0.195	0.764
SDInpaint (RunwayML 2022)	✗	<u>11.47</u>	3.19	<u>30.16</u>	0.147	0.828	13.06	5.91	28.13	0.133	0.860
MGD (Baldrati et al. 2023)	✗	11.54	<u>3.18</u>	29.95	<u>0.145</u>	<u>0.838</u>	<u>7.01</u>	<u>2.19</u>	<u>29.58</u>	<b>0.119</b>	<b>0.880</b>
<b>Ours</b>	✓	<b>8.56</b>	<b>0.69</b>	<b>30.54</b>	<b>0.126</b>	<b>0.843</b>	<b>6.09</b>	<b>0.79</b>	<b>30.66</b>	<u>0.123</u>	<u>0.875</u>
<b>512×384 resolution</b>											
SDedit (Meng et al. 2022)	✗	15.12	5.67	28.61	-	-	11.38	5.69	27.10	-	-
DiffEdit (Couairon et al. 2023)	✓	28.82	17.00	23.80	0.257	0.733	21.06	6.91	21.85	0.202	0.759
SDInpaint (RunwayML 2022)	✗	<u>12.37</u>	<u>3.48</u>	30.13	<u>0.155</u>	0.824	14.09	6.51	29.05	0.138	0.860
MGD (Baldrati et al. 2023)	✗	12.80	3.86	<u>30.75</u>	0.156	<u>0.832</u>	<u>7.73</u>	<u>2.82</u>	<u>30.04</u>	<u>0.127</u>	<u>0.871</u>
<b>Ours</b>	✓	<b>9.16</b>	<b>0.68</b>	<b>31.25</b>	<b>0.139</b>	<b>0.839</b>	<b>6.56</b>	<b>0.91</b>	<b>31.24</b>	<b>0.124</b>	<b>0.873</b>
<b>1024×768 resolution</b>											
DiffEdit (Couairon et al. 2023)	✓	30.26	18.06	24.03	0.276	0.727	22.03	7.65	22.53	0.227	0.762
SDInpaint (RunwayML 2022)	✗	<u>12.99</u>	<u>3.89</u>	<u>30.89</u>	<u>0.174</u>	<u>0.828</u>	<u>15.16</u>	<u>7.33</u>	<u>29.96</u>	<u>0.155</u>	<u>0.852</u>
<b>Ours</b>	✓	<b>9.43</b>	<b>0.57</b>	<b>31.74</b>	<b>0.151</b>	<b>0.836</b>	<b>6.72</b>	<b>0.84</b>	<b>31.91</b>	<b>0.130</b>	<b>0.866</b>

woman’s scarf from *black* to *snowy white luxury* with text instruction, and can change the *pants* into *shorts* with an apparel image. More visual examples are in **supplementary material**.

### 4.3 Quantitative Comparison

Following (Baldrati et al. 2023), we use Fréchet Inception Distance (FID) (Heusel et al. 2017) and Kernel Inception Distance (KID) (Sutherland, Arbel, and Gretton 2018) to measure the distributed distance between the generated and expected images, and we employ the CLIP Score (Hessel et al. 2021) to evaluate the consistency between the generated contents and text descriptions. The above metrics are all evaluated using the unpaired setting. Then, we use Structural Similarity (SSIM) (Wang et al. 2004) and Learned Perceptual Image Patch Similarity (LPIPS) (Zhang et al. 2018) to measure the similarity between the generated images and expected ones, where the paired setting is adopted. For fairness, we perform a detailed comparison using text prompts at various resolutions on the VITON-HD and Dresscode datasets. The results are shown in Table 1. Our model significantly outperforms the mask-free editing method DiffEdit (Couairon et al. 2023) across all metrics. Additionally, our method outperforms mask-based approaches across most metrics.

### 4.4 Human Evaluation

To evaluate our model in terms of human perception, we present the user study on 50 human participants. We randomly select 40 sets of data, each containing results from different methods. Each participant is asked to choose the best samples in terms of quality and semantic consistency. In Figure 7, the *Jab* scores (Bhunja et al. 2023) are shown, which represents the percentage of images considered the

best among all methods. It can be seen that our model demonstrates outstanding performance against three baselines on two datasets.

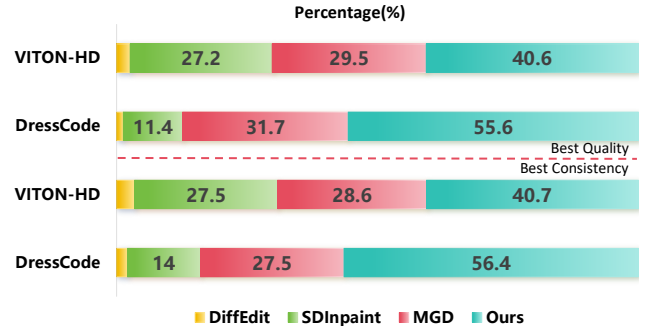


Figure 7: The human evaluation results in terms of image quality and semantic consistency.

### 4.5 Ablation Study

**Ablation Study on VITON-HD and Dresscode.** Firstly, ablation experiments are conducted on public datasets VITON-HD and Dresscode, as shown in Table 2. We present the results from the mask-based model (M.B.) and the mask-free model (M.F.) with or without FGA. It can be observed that M.F. outperforms M.B., despite the fact that M.F. was trained on data generated by the M.B. model. This superior performance can be attributed to the transfer of parameters from M.B. to M.F., allowing M.F. to leverage the knowledge learned by M.B. The noise in the pseudo-samples also contributes to the enhanced robustness of M.F. Furthermore, the model exhibited additional performance improvements after incorporating the FGA.



Table 2: Ablation study on VITON-HD and Dresscode datasets at resolution  $1024 \times 768$  using text guidance.

Model Type	VITON-HD			Dresscode		
	FID↓	KID↓	CLIP-S↑	FID↓	KID↓	CLIP-S↑
M.B.	10.34	1.21	31.34	7.42	1.91	31.07
M.F. w/o FGA	9.70	0.85	31.52	7.21	1.43	30.18
<b>M.F. w/i FGA (Full Model)</b>	<b>9.43</b>	<b>0.57</b>	<b>31.74</b>	<b>6.72</b>	<b>0.84</b>	<b>31.91</b>

Table 3: Ablation study on SHHQe using text and image guidance. CS: CLIP Text score. CIS: CLIP Image score.

Model Type	Text-Driven			Image-Driven		
	FID↓	KID↓	CS↑	FID↓	KID↓	CIS↑
M.B.	4.80	0.79	23.09	<b>4.05</b>	0.47	56.01
M.F. w/o FGA	4.97	0.72	18.42	4.73	0.58	55.76
<b>M.F. w/i FGA (Full Model)</b>	<b>4.67</b>	<b>0.65</b>	<b>24.02</b>	4.26	<b>0.45</b>	<b>58.22</b>

**Ablation Study on SHHQe Dataset.** We conduct a comprehensive quantitative ablative evaluation of the SHHQe dataset. Both the text-driven and the image-driven ablation results are presented in Table 3 and Table 4. In the latter, smaller apparel items such as bags, scarves, headwear, and socks are grouped together under the category of accessories. The leading metrics across various models further highlight the overall superiority of the full model. For more evaluation in the category of accessories, please refer to the **supplementary material**.

Table 4: Category-wise CLIP Score on SHHQe.

Model Type	Category	CS↑(Text-Driven)	CIS↑(Image-Driven)
M.B.	Tops	26.04	50.24
	Pants	26.06	57.77
	Dresses&Skirts	25.24	55.04
	Shoes	20.52	61.19
	Accessories	17.81	<b>52.87</b>
M.F. w/o FGA	Tops	25.83	<b>54.85</b>
	Pants	15.98	53.31
	Dresses&Skirts	20.90	55.98
	Shoes	14.33	60.21
	Accessories	15.87	50.58
<b>M.F. w/i FGA (Full Model)</b>	Tops	<b>27.82</b>	54.71
	Pants	<b>26.93</b>	<b>59.67</b>
	Dresses&Skirts	<b>27.18</b>	<b>58.53</b>
	Shoes	<b>20.76</b>	<b>62.64</b>
	Accessories	<b>17.86</b>	52.12

## 5 Conclusion

In this paper, we introduce a data extension method and propose **AnyDesign**, a diffusion-based mask-free framework for human fashion editing. The proposed model can edit in-the-wild human images guided by texts or style images. In the framework, an innovative Fashion DiT with the Fashion-Guidance Attention module is further introduced to enhance the flexibility of editing versatile types of apparel. Experiments demonstrate that our method performs excellently in human fashion editing and achieves state-of-the-art performance in popular datasets. We believe our work will advance fashion editing technology for real-world use.

## References

- Baldrati, A.; Morelli, D.; Cartella, G.; Cornia, M.; Bertini, M.; and Cucchiara, R. 2023. Multimodal Garment Designer: Human-Centric Latent Diffusion Models for Fashion Image Editing. In *Proceedings of International Conference on Computer Vision (ICCV)*, 23336–23345.
- Bao, F.; Nie, S.; Xue, K.; Cao, Y.; Li, C.; Su, H.; and Zhu, J. 2023. All are worth words: A vit backbone for diffusion models. In *Proceedings of IEEE Conference on Computer Vision and Pattern Recognition (CVPR)*, 22669–22679.
- Bhunja, A. K.; Khan, S.; Cholakkal, H.; Anwer, R. M.; Laaksonen, J.; Shah, M.; and Khan, F. S. 2023. Person image synthesis via denoising diffusion model. In *Proceedings of IEEE Conference on Computer Vision and Pattern Recognition (CVPR)*, 5968–5976.
- Cao, Z.; Simon, T.; Wei, S.-E.; and Sheikh, Y. 2017. Real-time multi-person 2d pose estimation using part affinity fields. In *Proceedings of IEEE Conference on Computer Vision and Pattern Recognition (CVPR)*, 7291–7299.
- Cartella, G.; Baldrati, A.; Morelli, D.; Cornia, M.; Bertini, M.; and Cucchiara, R. 2023. OpenFashionCLIP: Vision-and-Language Contrastive Learning with Open-Source Fashion Data. In *Proceedings of IEEE International Conference on Image Processing (ICIP)*, 245–256. Springer.
- Chen, J.; Yu, J.; Ge, C.; Yao, L.; Xie, E.; Wu, Y.; Wang, Z.; Kwok, J.; Luo, P.; Lu, H.; et al. 2024. PixArt- $\alpha$ : Fast Training of Diffusion Transformer for Photorealistic Text-to-Image Synthesis.
- Choi, S.; Park, S.; Lee, M.; and Choo, J. 2021. Vitonhd: High-resolution virtual try-on via misalignment-aware normalization. In *Proceedings of IEEE Conference on Computer Vision and Pattern Recognition (CVPR)*, 14131–14140.
- Couairon, G.; Verbeek, J.; Schwenk, H.; and Cord, M. 2023. DiffEdit: Diffusion-based Semantic Image Editing with Mask Guidance. In *Proceedings of International Conference on Learning Representations (ICLR)*.
- Dhariwal, P.; and Nichol, A. 2021. Diffusion models beat gans on image synthesis. *Proceedings of Advances in Neural Information Processing Systems (NIPS)*, 34: 8780–8794.
- Esser, P.; Rombach, R.; and Ommer, B. 2021. Taming transformers for high-resolution image synthesis. In *Proceedings of IEEE Conference on Computer Vision and Pattern Recognition (CVPR)*, 12873–12883.
- Fu, J.; Li, S.; Jiang, Y.; Lin, K.-Y.; Qian, C.; Loy, C. C.; Wu, W.; and Liu, Z. 2022. Stylegan-human: A data-centric odyssey of human generation. In *Proceedings of European Conference on Computer Vision (ECCV)*, 1–19. Springer.
- Gou, J.; Sun, S.; Zhang, J.; Si, J.; Qian, C.; and Zhang, L. 2023. Taming the Power of Diffusion Models for High-Quality Virtual Try-On with Appearance Flow. In *Proceedings of ACM International Conference on Multimedia (ACMMM)*, 7599–7607.
- Güler, R. A.; Neverova, N.; and Kokkinos, I. 2018. Densepose: Dense human pose estimation in the wild. In *Proceedings of IEEE Conference on Computer Vision and Pattern Recognition (CVPR)*, 7297–7306.

- Guo, S.; Huang, W.; Zhang, X.; Srikhanta, P.; Cui, Y.; Li, Y.; Adam, H.; Scott, M. R.; and Belongie, S. 2019. The imaterialist fashion attribute dataset. In *IEEE/CVF International Conference on Computer Vision Workshops (ICCV Workshops)*.
- Han, X.; Wu, Z.; Huang, P. X.; Zhang, X.; Zhu, M.; Li, Y.; Zhao, Y.; and Davis, L. S. 2017. Automatic spatially-aware fashion concept discovery. In *Proceedings of International Conference on Computer Vision (ICCV)*, 1463–1471.
- Han, X.; Wu, Z.; Wu, Z.; Yu, R.; and Davis, L. S. 2018. Viton: An image-based virtual try-on network. In *Proceedings of IEEE Conference on Computer Vision and Pattern Recognition (CVPR)*, 7543–7552.
- Hertz, A.; Mokady, R.; Tenenbaum, J.; Aberman, K.; Pritch, Y.; and Cohen-Or, D. 2023. Prompt-to-prompt image editing with cross attention control. *Proceedings of International Conference on Learning Representations (ICLR)*.
- Hessel, J.; Holtzman, A.; Forbes, M.; Le Bras, R.; and Choi, Y. 2021. CLIPScore: A Reference-free Evaluation Metric for Image Captioning. In *Conference on Empirical Methods in Natural Language Processing (EMNLP)*, 7514–7528.
- Heusel, M.; Ramsauer, H.; Unterthiner, T.; Nessler, B.; and Hochreiter, S. 2017. Gans trained by a two time-scale update rule converge to a local nash equilibrium. *Proceedings of Advances in Neural Information Processing Systems (NIPS)*, 30.
- Ho, J.; Jain, A.; and Abbeel, P. 2020. Denoising diffusion probabilistic models. *Proceedings of Advances in Neural Information Processing Systems (NIPS)*, 33: 6840–6851.
- Ho, J.; and Salimans, T. 2022. Classifier-free diffusion guidance. *arXiv preprint arXiv:2207.12598*.
- Jain, V.; Malviya, B.; and Arya, S. 2021. An overview of electronic commerce (e-Commerce). *Journal of Contemporary Issues in Business and Government (CIBG)*, 27(3): 665–670.
- Jiang, S.; Li, J.; and Fu, Y. 2021. Deep learning for fashion style generation. *IEEE Transactions on Neural Networks and Learning Systems (TNNLS)*, 33(9): 4538–4550.
- Kong, C.; Jeon, D.; Kwon, O.; and Kwak, N. 2023. Leveraging off-the-shelf diffusion model for multi-attribute fashion image manipulation. In *Proceedings of IEEE/CVF Winter Conference on Applications of Computer Vision (WACV)*, 848–857.
- Lewis, K. M.; Varadharajan, S.; and Kemelmacher-Shlizerman, I. 2021. Tryongan: Body-aware try-on via layered interpolation. *ACM Transactions on Graphics (TOG)*, 40(4): 1–10.
- Meng, C.; He, Y.; Song, Y.; Song, J.; Wu, J.; Zhu, J.-Y.; and Ermon, S. 2022. SDEdit: Guided Image Synthesis and Editing with Stochastic Differential Equations. In *Proceedings of International Conference on Learning Representations (ICLR)*.
- Morelli, D.; Fincato, M.; Cornia, M.; Landi, F.; Cesari, F.; and Cucchiara, R. 2022. Dress Code: High-Resolution Multi-Category Virtual Try-On. In *Proceedings of IEEE Conference on Computer Vision and Pattern Recognition (CVPR)*, 2231–2235.
- Nichol, A.; Dhariwal, P.; Ramesh, A.; Shyam, P.; Mishkin, P.; McGrew, B.; Sutskever, I.; and Chen, M. 2022. Glide: Towards photorealistic image generation and editing with text-guided diffusion models. In *Proceedings of International Conference on Machine Learning (ICML)*. PMLR.
- Patashnik, O.; Wu, Z.; Shechtman, E.; Cohen-Or, D.; and Lischinski, D. 2021. Styleclip: Text-driven manipulation of stylegan imagery. In *Proceedings of International Conference on Computer Vision (ICCV)*, 2085–2094.
- Peebles, W.; and Xie, S. 2023. Scalable diffusion models with transformers. In *Proceedings of International Conference on Computer Vision (ICCV)*, 4195–4205.
- Pernuš, M.; Fookes, C.; Štruc, V.; and Dobrišek, S. 2023. Fice: Text-conditioned fashion image editing with guided gan inversion. *arXiv preprint arXiv:2301.02110*.
- Podell, D.; English, Z.; Lacey, K.; Blattmann, A.; Dockhorn, T.; Müller, J.; Penna, J.; and Rombach, R. 2024. Sdxl: Improving latent diffusion models for high-resolution image synthesis. *Proceedings of International Conference on Learning Representations (ICLR)*.
- Rombach, R.; Blattmann, A.; Lorenz, D.; Esser, P.; and Ommer, B. 2022. High-resolution image synthesis with latent diffusion models. In *Proceedings of IEEE Conference on Computer Vision and Pattern Recognition (CVPR)*, 10684–10695.
- Rostamzadeh, N.; Hosseini, S.; Boquet, T.; Stokowiec, W.; Zhang, Y.; Jauvin, C.; and Pal, C. 2018. Fashion-gen: The generative fashion dataset and challenge. *arXiv preprint arXiv:1806.08317*.
- RunwayML. 2022. Stable Diffusion Inpainting. <https://huggingface.co/runwayml/stable-diffusion-inpainting>.
- Saharia, C.; Chan, W.; Saxena, S.; Li, L.; Whang, J.; Denton, E. L.; Ghasemipour, K.; Gontijo Lopes, R.; Karagol Ayan, B.; Salimans, T.; et al. 2022. Photorealistic text-to-image diffusion models with deep language understanding. *Proceedings of Advances in Neural Information Processing Systems (NIPS)*, 35: 36479–36494.
- Sohl-Dickstein, J.; Weiss, E.; Maheswaranathan, N.; and Ganguli, S. 2015. Deep unsupervised learning using nonequilibrium thermodynamics. In *Proceedings of International Conference on Machine Learning (ICML)*, 2256–2265. PMLR.
- Sorger, R.; and Udale, J. 2017. *The fundamentals of fashion design*. Bloomsbury Publishing.
- Sun, Z.; Zhou, Y.; He, H.; and Mok, P. 2023. Sgdiff: A style guided diffusion model for fashion synthesis. In *Proceedings of ACM International Conference on Multimedia (ACMMM)*, 8433–8442.
- Sutherland, J.; Arbel, M.; and Gretton, A. 2018. Demystifying MMD GANs. In *Proceedings of International Conference on Learning Representations (ICLR)*, 1–36.
- Tao, M.; Bao, B.-K.; Tang, H.; Wu, F.; Wei, L.; and Tian, Q. 2023. De-net: Dynamic text-guided image editing adversarial networks. In *Proceedings of AAAI Conference on Artificial Intelligence (AAAI)*, volume 37, 9971–9979.

Tao, M.; Tang, H.; Wu, F.; Jing, X.-Y.; Bao, B.-K.; and Xu, C. 2022. Df-gan: A simple and effective baseline for text-to-image synthesis. In *Proceedings of IEEE Conference on Computer Vision and Pattern Recognition (CVPR)*, 16515–16525.

Wang, Z.; Bovik, A. C.; Sheikh, H. R.; and Simoncelli, E. P. 2004. Image quality assessment: from error visibility to structural similarity. *IEEE Transactions on Image Processing (TIP)*, 13(4): 600–612.

Wu, H.; Gao, Y.; Guo, X.; Al-Halah, Z.; Rennie, S.; Grauman, K.; and Feris, R. 2021. Fashion iq: A new dataset towards retrieving images by natural language feedback. In *Proceedings of IEEE Conference on Computer Vision and Pattern Recognition (CVPR)*, 11307–11317.

Wu, W.; Mao, A.; Yan, W.; and Liu, Q. 2023. UFS-Net: Unsupervised Network For Fashion Style Editing And Generation. In *Proceedings of International Conference on Multimedia and Expo (ICME)*, 2105–2110. IEEE.

Xie, Z.; Huang, Z.; Dong, X.; Zhao, F.; Dong, H.; Zhang, X.; Zhu, F.; and Liang, X. 2023. GP-VTON: Towards General Purpose Virtual Try-on via Collaborative Local-Flow Global-Parsing Learning. In *Proceedings of IEEE Conference on Computer Vision and Pattern Recognition (CVPR)*, 23550–23559.

Xue, S.; Yi, M.; Luo, W.; Zhang, S.; Sun, J.; and Li, Z. 2023. Stochastic adams solver for fast sampling of diffusion models. *Proceedings of Advances in Neural Information Processing Systems (NIPS)*.

Zhang, H.; Koh, J. Y.; Baldrige, J.; Lee, H.; and Yang, Y. 2021. Cross-modal contrastive learning for text-to-image generation. In *Proceedings of International Conference on Computer Vision (ICCV)*, 833–842.

Zhang, H.; Xu, T.; Li, H.; Zhang, S.; Wang, X.; Huang, X.; and Metaxas, D. N. 2017. Stackgan: Text to photo-realistic image synthesis with stacked generative adversarial networks. In *Proceedings of International Conference on Computer Vision (ICCV)*, 5907–5915.

Zhang, R.; Isola, P.; Efros, A. A.; Shechtman, E.; and Wang, O. 2018. The unreasonable effectiveness of deep features as a perceptual metric. In *Proceedings of International Conference on Computer Vision (ICCV)*, 586–595.

Zhao, L.; Li, L.; Hu, F.; Xia, Z.; and Yao, R. 2021. FocusGAN: Preserving background in text-guided image editing. *International Journal of Pattern Recognition and Artificial Intelligence (IJPRAI)*, 35(16): 2153008.



# AnyDesign: Versatile Area Fashion Editing via Mask-Free Diffusion

## – Supplementary Material –

**Overview:** In this supplementary material, we first provide more experimental details including visual and quantitative results, the visual attention map learned from the FGA module, and the classifier-free diffusion guidance technique used for sampling. Next, we provide further details on the SHHQe dataset, including statistical analyses and examples of the processed samples. Lastly, we delve into a discussion of our work, encompassing its limitations as well as potential avenues for future research.

### A More Experimental Results

#### A.1 More Visual Results

Figures 10, and 11 show the visual comparison of three competitive methods. Figures 12, 13, and 14 present additional examples of text-driven and style-image-driven results across various apparel categories. These examples further showcase the model’s advanced fashion editing features and visual performance.

#### A.2 Additional Ablation Results

**More Ablation Results on SHHQe.** Tab. 5 presents detailed evaluation results in terms of CLIP Score across *dress*, *skirt* and *all accessory categories*, driven by text prompts and image prompts, further demonstrating the significant advantage of our model.

Table 5: More results in terms of CLIP Score on SHHQe. CS: CLIP Text Score. CIS: CLIP Image Score.

Model Type	Category	CS $\uparrow$ (Text-Driven)	CIS $\uparrow$ (Image-Driven)
M.B.	Dress	24.79	54.32
	Skirt	26.39	56.89
	Scarf	22.35	56.44
	Socks	17.63	53.03
	Headwear	15.75	53.42
	Bag	19.27	51.47
M.F. w/o FGA	Dress	21.83	56.28
	Skirt	18.49	55.18
	Scarf	20.63	54.25
	Socks	14.95	49.55
	Headwear	13.68	52.55
	Bag	15.71	48.68
<b>M.F. w/i FGA (Full Model)</b>	Dress	<b>26.94</b>	<b>58.10</b>
	Skirt	<b>27.79</b>	<b>59.65</b>
	Scarf	<b>23.35</b>	56.22
	Socks	<b>18.59</b>	51.10
	Headwear	<b>15.90</b>	<b>53.71</b>
	Bag	18.26	50.53

**Attention Map Learned from FGA module.** We use cap-

tions that do not contain specific apparel information, combined with different type labels as conditions, to visualize attention maps learned by FGA module (Fig. 8). This figure illustrates how the fashion guidance module aids the model in accurately identifying the locations of various apparel items, thereby enabling precise editing.




Figure 8: Visualization of attention maps learned by FGA module, using different apparel types as guidance.

#### A.3 Guidance Technique for Sampling.

Following the strategy of classifier-free diffusion guidance (Ho and Salimans 2022), we jointly train the model by randomly emptying the conditions. In the sampling process, the model performs sampling through a linear combination

Table 6: Text description examples generated by GPT-4.

Category	Textual Descriptions
Tops	1. Vintage-inspired, velvet top with puff sleeves, offering a touch of retro glamour. 2. Trendy, balloon sleeve blouse in emerald green, adding a dramatic flair to skinny jeans.
Pants	1. Classic, straight-leg trousers in navy blue, a wardrobe staple for versatility. 2. Sophisticated, wide-leg pants in a timeless black and white plaid, ideal for the office or evenings out.
Dress	1. Trendy, ruched bodycon dress with a vibrant tie-dye print, for a modern and colorful look. 2. Chic, bohemian maxi dress with a tribal-inspired pattern, perfect for a beachy style.
Skirt	1. Casual, button-front denim skirt with a distressed finish, for a laid-back and trendy look. 2. Edgy, faux leather midi skirt with a slit detail, adding an alternative touch.
Shoes	1. Vintage, wingtip brogue shoes in two-tone brown and white, adding retro charm. 2. Playful, platform sneakers in a bold leopard print, for a trendy and casual look.
Scarf	1. Soft, faux fur scarf in a snowy white, adding luxury to any winter ensemble. 2. Vintage-inspired, polka-dot scarf in red silk, perfect for a retro look.
Bag	1. Rugged, waxed canvas field bag in olive drab, with leather buckles and an adjustable shoulder strap. 2. Minimalist, felt bag sleeve in charcoal, with a secure snap button closure.
Headwear	1. Preppy, straw boater headwear with a stripe ribbon, for a nau 2. Sleek, leather headband with a knot detail, perfect for a polished look.
Socks	1. Cozy, thick-knit wool socks in a classic grey, perfect for chilly winter days. 2. Bright, neon green athletic socks made from moisture-wicking fabric for high-performance activities.

of conditional and unconditional estimated noises:

$$\hat{\epsilon}_\theta(z_{\hat{P}}^t | I_{CLIP}, L) = \epsilon_\theta(Z_{\hat{P}}^t | I_\theta, L_\theta) + s \cdot (\epsilon_\theta(z_{\hat{P}}^t | I_{CLIP}, L) - \epsilon_\theta(z_{\hat{P}}^t | I_\theta, L_\theta)), \quad (5)$$

where  $\hat{\epsilon}_\theta$  represents the estimated noise, with  $s$  denoting the guidance scale and  $t$  indicating the timestep.  $I_\theta$  is predefined as fixed random noise, matching the dimensions of  $I_{CLIP}$ , while  $L_\theta$  is assigned a constant value that signifies a non-specific type of apparel. This streamlined methodology substantially enhances the model’s efficiency and elevates the quality of sampling.

## B More details for SHHQe

### B.1 Data Statistics

To prevent potential data leakage, we partitioned the dataset into training and test sets based on the IDs of original images from SHHQ. This approach guarantees the same image in either training or testing, thus preventing any overlap. Consequently, the division of images for each apparel category naturally follows from the original IDs, resulting in the distribution of sample sizes for training and testing as detailed in Tab. 7.

### B.2 Agnostic Images and Guidance Prompts

Fig. 16 shows agnostic images and guidance prompts extracted using the method described in Sec. 3.1, in which examples across nine types of apparel. Additionally, we utilize GPT-4 to generate unpaired textual descriptions for testing, as shown in Tab. 6. We use carefully designed prompts to

Table 7: Data Statistics of SHHQe.

Category	Train	Test	All
Tops	26,492	2,929	29,421
Pants	21,451	2,350	23,801
Dress	11,193	1,258	12,451
Skirt	4,184	484	4,668
Shoes	34,797	3,863	38,660
Scarf	1,102	108	1,210
Bag	5,185	568	5,753
Headwear	5,495	606	6,101
Socks	4,178	487	4,665
All	114,077	12,653	126,730

generate various text descriptions that include style information such as color, texture, *etc.*

## C Discussion

Our model supports both textual and style prompts for editing, but the latter differs from pixel-wise virtual try-on tasks (Choi et al. 2021; Xie et al. 2023; Gou et al. 2023; Han et al. 2018; Lewis, Varadharajan, and Kemelmacher-Shlizerman 2021). By leveraging aligned CLIP features, our approach prioritizes texture, material, and style transfer over precise pixel-level details.

We adopt a weak removal strategy for some categories of apparel, which may limit editing diversity. Moreover, editing apparel with rare styles or in small areas remains challenging, causing some failure cases as detailed in Fig. 15. Future work will aim to improve the data extension method and the editing accuracy for small and peculiar apparel.



Figure 9: Visual Comparison of our model and DiffEdit.



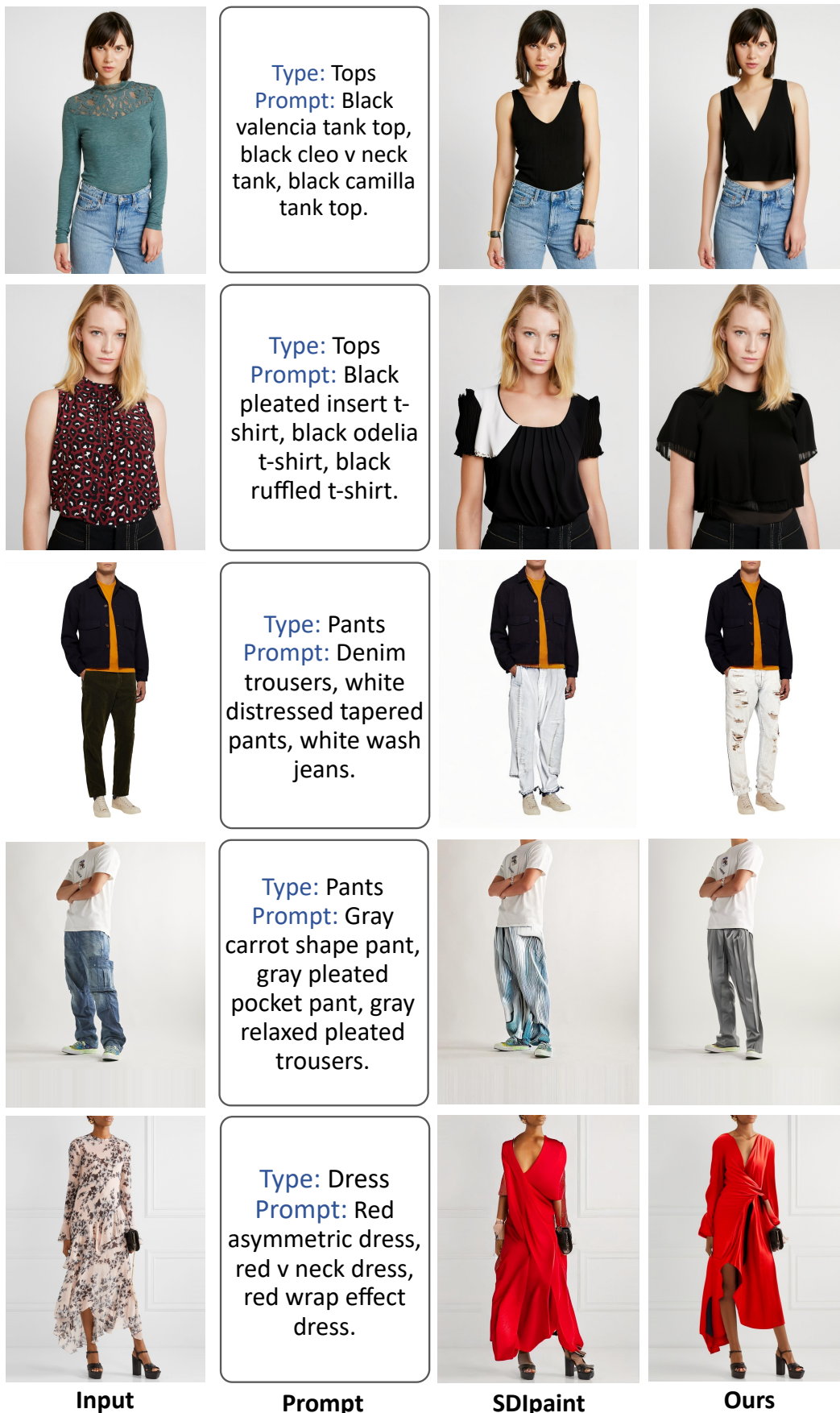


Figure 10: Visual Comparison of our model and SDInpaint.

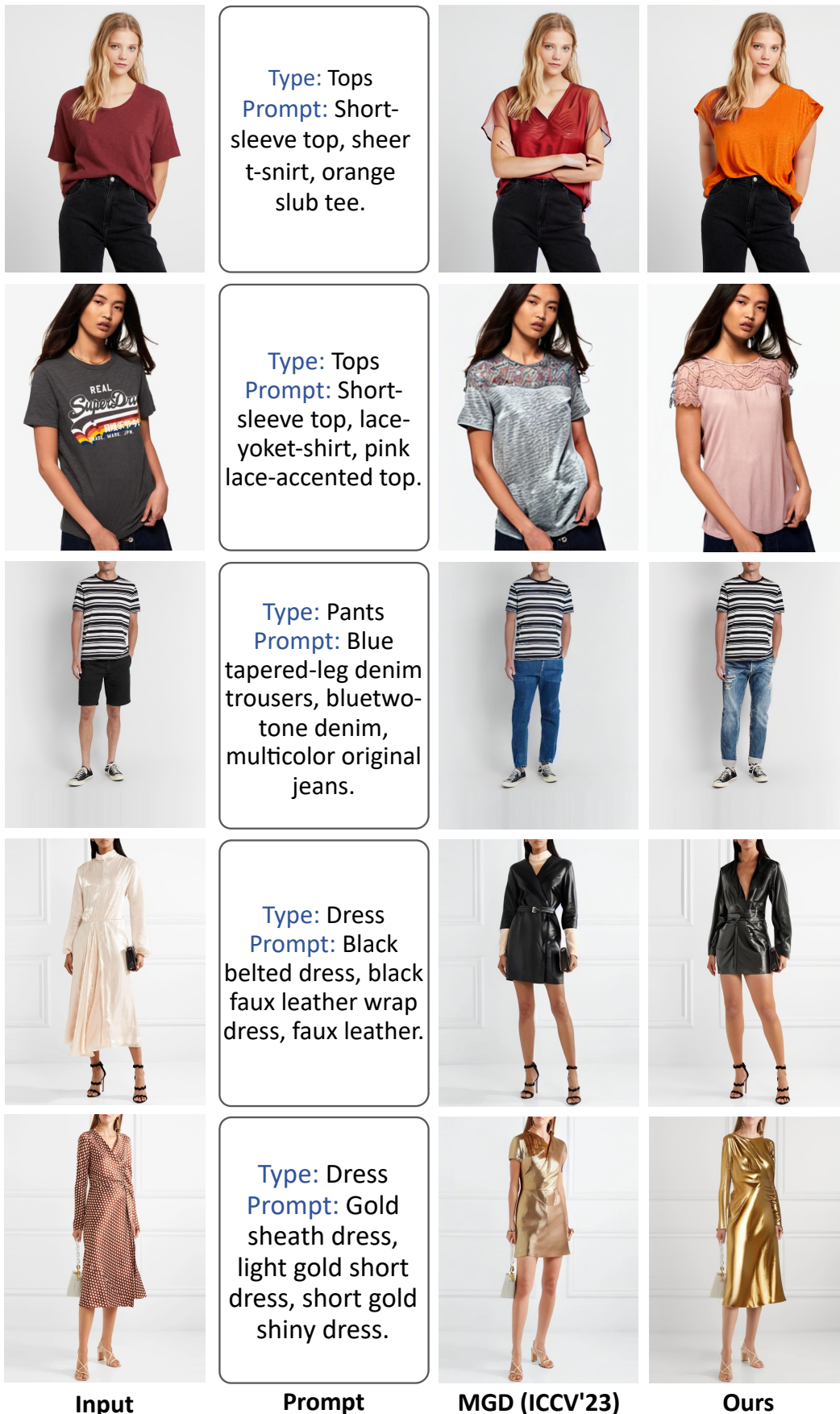


Figure 11: Visual Comparison of our model and MGD.



Figure 12: Editing results of various apparel on SHHQe.



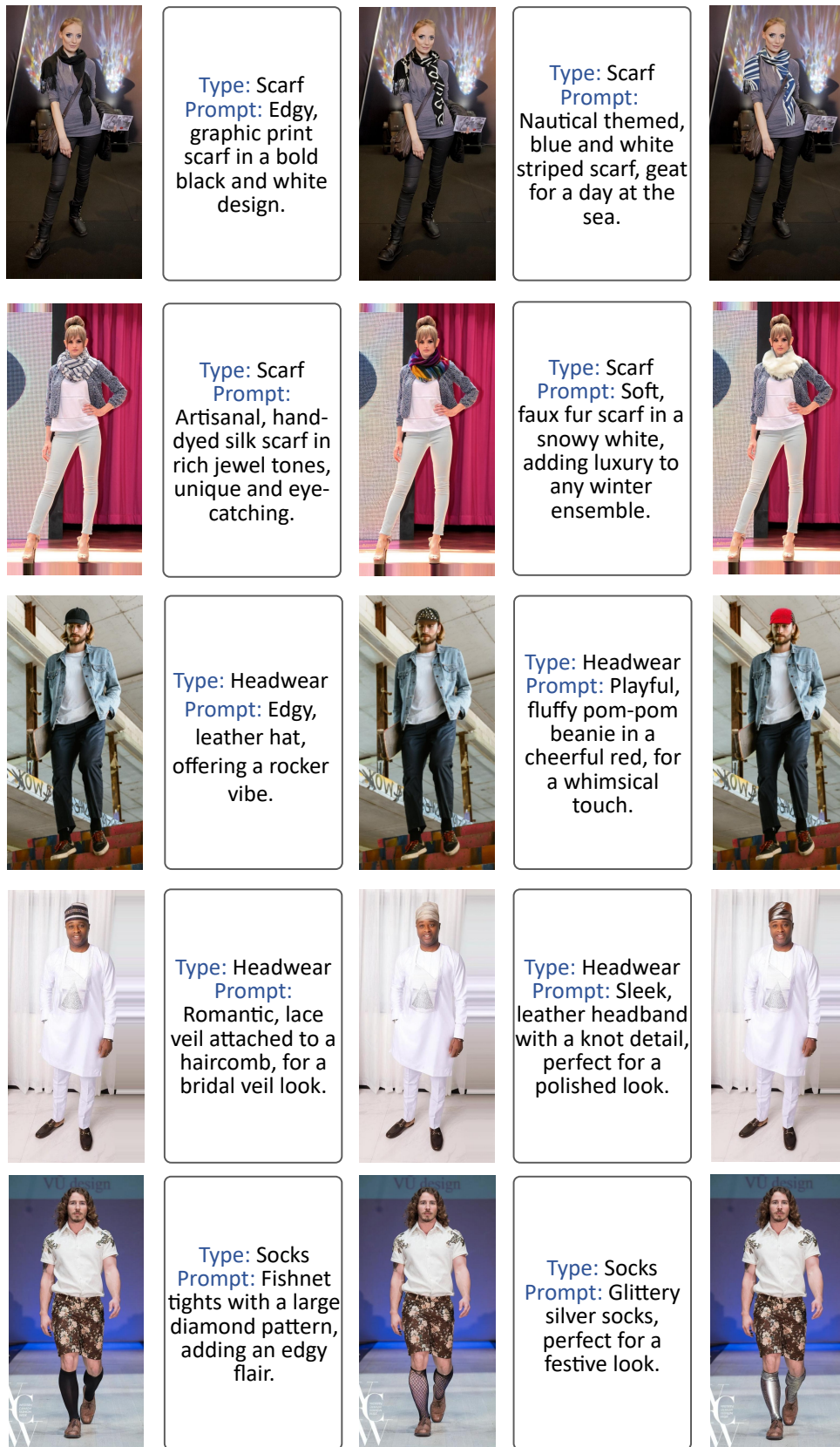


Figure 13: Editing results of various apparel on SHHQe.






Figure 14: Editing results of various apparel on SHHQ.



Figure 15: Examples of failure cases. Apparel with small areas and particularly complex scenes may lead to editing failures.



Figure 16: Agnostic Images and their corresponding Guidance Prompts, with the bottom left corner displaying the raw images.