
Con4m: Context-aware Consistency Learning Framework for Segmented Time Series Classification

Junru Chen
Zhejiang University
jrchen_cali@zju.edu.cn

Tianyu Cao
Zhejiang University
ty.cao@zju.edu.cn

Jing Xu
State Grid Power Supply Co. Ltd.
ltxu1111@gmail.com

Jiahe Li
Zhejiang University
jiaheli@zju.edu.cn

Zhilong Chen
Zhejiang University
zhilongchen@zju.edu.cn

Tao Xiao
State Grid Power Supply Co. Ltd.
txxjtu@163.com

Yang Yang[†]
Zhejiang University
yangya@zju.edu.cn

Abstract

Time Series Classification (TSC) encompasses two settings: classifying entire sequences or classifying segmented subsequences. The raw time series for segmented TSC usually contain **M**ultiple classes with **V**arying **D**uration of each class (*MVD*). Therefore, the characteristics of *MVD* pose unique challenges for segmented TSC, yet have been largely overlooked by existing works. Specifically, there exists a natural temporal dependency between consecutive instances (segments) to be classified within *MVD*. However, mainstream TSC models rely on the assumption of independent and identically distributed (*i.i.d.*), focusing on independently modeling each segment. Additionally, annotators with varying expertise may provide inconsistent boundary labels, leading to unstable performance of noise-free TSC models. To address these challenges, we first formally demonstrate that valuable contextual information enhances the discriminative power of classification instances. Leveraging the contextual priors of *MVD* at both the data and label levels, we propose a novel consistency learning framework *Con4m*, which effectively utilizes contextual information more conducive to discriminating consecutive segments in segmented TSC tasks, while harmonizing inconsistent boundary labels for training. Extensive experiments across multiple datasets validate the effectiveness of *Con4m* in handling segmented TSC tasks on *MVD*.

1 Introduction

Time Series Classification (TSC) is one of the most challenging problems in the field of machine learning. TSC aims to assign labels to a series of temporally ordered data points. These points either form a complete sequence or are subsequences (segments) resulting from the segmentation of a long time series. Existing works [46, 18] largely focus on the assumption of independent and identically distributed (*i.i.d.*), in which case each sequence or segment is regarded as an independent instance to be classified, not differentiating between these two settings. In fact, for many practical applications, the raw time series before segmentation for segmented TSC tasks contain **M**ultiple classes with **V**arying **D**uration of each class (*MVD*). For example, in the healthcare domain, the brain signals of

[†] Corresponding author.

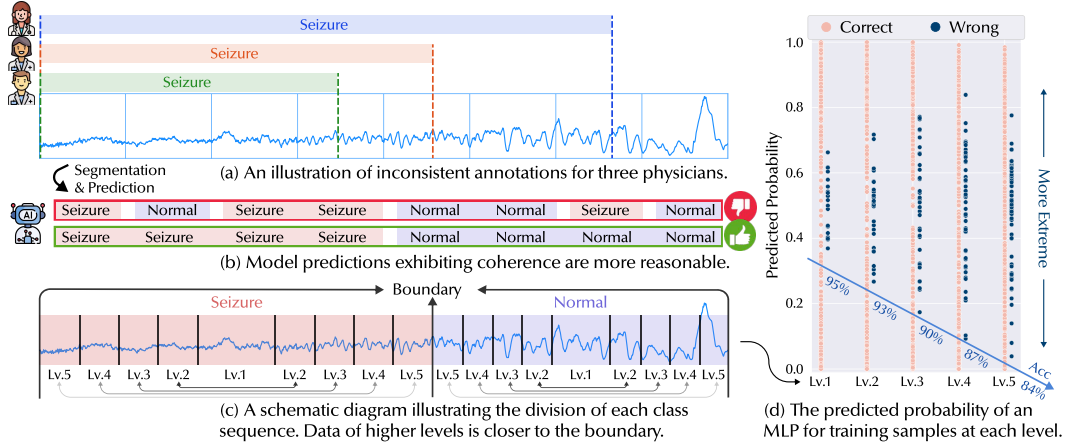


Figure 1: (a) In the healthcare domain, different physicians may reach a consensus on the seizure onset, but they have varying annotations regarding the end times of seizure waves. (b) Reasonable model predictions exhibit coherence across consecutive segments rather than repeated interruptions. (c) Based on the proximity to the boundary, we divide each class sequence into 5 levels, from which an equal number of segments are sampled. A one-layer MLP is trained on the segments from each level respectively for the same number of epochs. (d) We visualize the predicted probability of the trained MLP for each level. We observe that as the segments approach the boundaries, the model finds it increasingly challenging to make correct classifications, resulting in more extreme wrong predictions. This strongly underscores the significance of handling boundary segments.

epileptic patients often record over several days, encompassing multiple seizure onsets, each with varying durations and intervals. In the field of activity recognition, sensors continuously record users' behavior data, including walking, riding, and running, among other activities, each with varying durations. Therefore, the characteristics of the raw *MVD* lead to the uniqueness of segmented TSC tasks. Given this, our research concentrates on effectively modeling segmented TSC tasks based on *MVD*, presenting distinctive challenges.

(1) Leveraging contextual information. In contrast to TSC tasks for complete sequences, in which classified sequences are relatively independent, there exist natural temporal dependencies between consecutive classified segments for segmented TSC. We take the seizure detection task as an example, in which given the brain signals of epileptic patients, the model should identify whether a segment includes seizure waves or not. As illustrated in Figure 1(b), given the sustained nature of seizure onsets, the model predictions for consecutive segments should exhibit coherence, with seizure and normal predictions appearing in continuous and concentrated patterns. However, mainstream TSC models [54, 67, 57] focus on the *i.i.d.* assumption and model the internal context within each segment to be classified, largely overlooking the dependencies between consecutive segments.

In the domain of video analysis, works in temporal action segmentation (TAS) [16] have modeled the temporal dependency between different video frames and made frame-wise predictions. However, unlike the I3D features [7] used as input in these works, time series lack a unified pretrained model for feature extraction, and the dependency between segments is more variable and ambiguous. Furthermore, TAS works focus on modeling the dependency of instances from a data perspective, without explicitly leveraging contextual label information. Therefore, how to leverage contextual information in segmented TSC tasks to make more reasonable classifications is crucial and challenging.

(2) Inconsistent boundary labels. In domains with precious labels, different annotators collaboratively contribute annotations. The raw annotations of *MVD* typically include information about the start and end times for each class. However, due to inherent ambiguity and a lack of unified quantification standards, differences in annotator experience may lead to inconsistent boundary labels. Returning to Figure 1(a), in the seizure detection task, owing to the natural fuzzy transition from seizure onset to completely normal, different physicians have varying experiences regarding when seizure waves terminate.

Furthermore, inconsistent boundary labeling causes that boundary segments with similar patterns may have opposite labels, leading to unstable model training. To validate the detrimental impact, as shown in Figure 1(c), we divide each class sequence in the seizure detection task into 5 levels, where higher levels indicate proximity to the boundary. We then sample an equal number of balanced binary

segments for each level. Subsequently, a one-layer MLP is trained for the same number of epochs on the segments from each level respectively. Figure 1(d) visualizes the results after training. We observe that as the level increases (closer to the boundary), the model’s accuracy steadily decreases, and erroneous predictions become more extreme. The results highlight the significant detrimental impact of inconsistent boundary labels on noise-free model performance.

Noisy label learning (NLL) [52] aims to learn robust models from data containing corrupted labels. While the inconsistent labels in *MVD* are not intentionally corrupted but rather stem from implicit discrepancies due to experiential differences, NLL remains the most relevant approach to address such discrepancies. To the best of our knowledge, Scale-teaching [43] and SREA [8] are the only NLL works specifically designed for time series and are thus the most relevant to our work. However, they also face the issue of overlooking contextual dependencies across consecutive time segments, posing the challenge of handling inconsistent boundary labels using context during training.

To overcome the challenges above, we propose *Con4m*—a label **C**onsistency learning framework, which leverages effective **C**ontextual information, achieving **C**oherent predictions and **C**ontinuous representations for segmented TSC tasks, while harmonizing inconsistent boundary labels for training. Specifically, we first formally demonstrate that valuable contextual information enhances the discriminative power of classification instances. Based on the insights, by incorporating prior knowledge of data locality and label coherence, we guide and constrain the model to focus on contextual information more conducive to discriminating consecutive segments in segmented TSC tasks. Meanwhile, leveraging model predictions that thoroughly encompass contextual information, *Con4m* progressively changes the training labels in an adaptive manner to harmonize inconsistent labels across consecutive segments. This leads to a more robust model. Our contributions are summarized as follows:

(1) We are the first to propose a practical consistency learning framework *Con4m* for the segmented TSC based on the raw *MVD*. (2) By comprehensively integrating prior knowledge from both the data and label perspectives, we guide the model to focus on effective contextual information. Based on context-aware predictions, a progressive harmonization approach for handling inconsistent training labels is designed to yield a more robust model. (3) Extensive experiments on two public and one private *MVD* datasets demonstrate the superior performance of *Con4m*. The *Con4m*’s ability to harmonize inconsistent labels is further verified by the label substitution experiment and a case study.

2 Theoretical Analysis

In this section, we aim to formally demonstrate the benefit of contextual information for classification tasks, and to establish the existence of an upper bound for this benefit. Consequently, by introducing prior knowledge, we can guide the model to focus on valuable contextual information more conducive to improving the benefit for segmented TSC tasks.

Assuming that the random variables of the instances to be classified and the corresponding labels are denoted as x_t and y_t . \mathbb{A}_t represents the contextual instance set introduced for x_t . $x_{\mathbb{A}_t}$ denotes the random variable for the contextual instance set. Mutual information measures the correlation between two random variables. In a classification task, a higher correlation between instances and labels indicates that the instances are more easily distinguishable by the labels. This benefits the classification task, making it more readily addressable. Therefore, from an information-theoretic perspective, we elucidate the benefit of contextual information through the following theorem.

Theorem 2.1. *The more the introduced contextual instance set enhance the discriminative power of the target instance, the greater the benefit for the classification task.*

Proof. Firstly, we establish that the introduction of contextual information does not compromise classification tasks, *i.e.*, it does not diminish the correlation between instances and labels.

$$\mathbb{I}(y_t; x_t, x_{\mathbb{A}_t}) = \mathbb{I}(y_t; x_{\mathbb{A}_t} | x_t) + \mathbb{I}(y_t; x_t) \geq \mathbb{I}(y_t; x_t). \quad (1)$$

The inequality holds due to the non-negativity of conditional mutual information.

According to (1), the increase in $\mathbb{I}(y_t; x_{\mathbb{A}_t} | x_t)$ determines the extent to which the introduction of contextual information can be beneficial for classification tasks. Expanding $\mathbb{I}(y_t; x_{\mathbb{A}_t} | x_t)$, we have:

$$\mathbb{I}(y_t; x_{\mathbb{A}_t} | x_t) = \sum_{x_t} p(x_t) \sum_{x_{\mathbb{A}_t}} \sum_{y_t} p(y_t, x_{\mathbb{A}_t} | x_t) \log \frac{p(y_t, x_{\mathbb{A}_t} | x_t)}{p(y_t | x_t) p(x_{\mathbb{A}_t} | x_t)}$$

$$\begin{aligned}
&= \sum_{x_t} p(x_t) \sum_{x_{A_t}} \sum_{y_t} p(y_t|x_t, x_{A_t}) p(x_{A_t}|x_t) \log \frac{p(y_t|x_t, x_{A_t})}{p(y_t|x_t)} \\
&= \sum_{x_t} p(x_t) \sum_{x_{A_t}} p(x_{A_t}|x_t) D_{\text{KL}}(p(y_t|x_t, x_{A_t})||p(y_t|x_t)).
\end{aligned}$$

Given a fixed instance x_t and the inherent distribution $p(y_t|x_t)$ of the data, the KL divergence is a convex function for x_{A_t} that attains its minimum at $p(y_t|x_t, x_{A_t}) = p(y_t|x_t)$. As $p(y_t|x_t, x_{A_t})$ approaches the boundary of the probability space, where the predictive probability of one class approaches 1 and the rest approach 0, the value of KL divergence increases. A stronger discriminative power regarding x_t implies less uncertainty regarding y_t , which is equivalent to approaching the boundary of the probability space.

Due to the convexity of the KL divergence and the boundedness of $p(y_t|x_t, x_{A_t})$, there exists a contextual instance set in the data that maximizes $D_{\text{KL}}(p(y_t|x_t, x_{A_t})||p(y_t|x_t))$. We denote the instance set as A_t^* and the maximum value of KL divergence as D_t^* . Besides, we note that $\sum_{x_{A_t}} p(x_{A_t}|x_t) = 1$. Hence, we can obtain the upper bound for the information gain $\mathbb{I}(y_t; x_{A_t}|x_t) \leq \sum_{x_t} p(x_t) \sum_{x_{A_t}} p(x_{A_t}|x_t) D_t^* \leq \sum_{x_t} p(x_t) D_t^*$. The convexity of the KL divergence also implies monotonicity, indicating that as A_t approaches A_t^* , the KL divergence increases, leading to a greater information gain for the classification task. \square

According to Theorem 2.1, valuable contextual information enhances the discriminative power of the instances. While the optimal instance set A_t^* is challenging to directly obtain or optimize, focusing the model on contextual instances more likely to be included in A_t^* is beneficial for enhancing the performance of the classification task. Furthermore, x_{A_t} not only contains information at the data level but also encompasses information at the label level (which can be replaced with y_{A_t}). Therefore, we can guide the model to focus on contextual information more conducive to segmented TSC tasks by simultaneously introducing prior knowledge from both the data and label perspectives.

3 The Con4m Method

In this section, we introduce the details of *Con4m*. Based on the insights of Theorem 2.1, we introduce contextual prior knowledge of data locality (Sec. 3.1) and label coherence (Sec. 3.2) to guide the model to focus on contextual information more conducive to discriminating consecutive segments in segmented TSC tasks. In Sec. 3.3, inspired by the idea of noisy label learning, we propose a label harmonization framework to achieve a more robust model. Before delving into the details of *Con4m*, we provide the formal definition of the segmented TSC task in our work.

Definition 3.1. *Given a time interval comprising of T consecutive time points and labels, denoted as $(X, Y) = \{(X_1, Y_1), (X_2, Y_2), \dots, (X_T, Y_T)\}$, a w -length sliding window with stride length r is employed for segmentation. (X, Y) is partitioned into L time segments, represented as $(x, y) = \{(x_i, y_i) = (X_{(i-1) \times r + 1}, \dots, X_{(i-1) \times r + w}), \text{Majority}(\{Y_{(i-1) \times r + 1}, \dots, Y_{(i-1) \times r + w}\})\} | i = 1, \dots, L\}$. The model is tasked with predicting segmented labels y_i for each time segment x_i .*

3.1 Continuous Contextual Representation Encoder

Local continuity is an inherent attribute of *MVD*, meaning each class should be locally continuous and only change at its actual boundary. Smoothing with a Gaussian kernel [17, 15, 62] promotes the continuity of representations of time segments in a local temporal window. This not only helps the model make similar predictions of consecutive segments within the same class but also aligns with the gradual nature of class transitions. Furthermore, for graph neural networks based on the homophily assumption, aggregating neighbor information belonging to the same class can improve the discriminative power of the target instance [45, 69]. Therefore, we introduce the Gaussian prior to guide the model to focus on contextual instances A_t proximate to the target instance.

Vanilla self-attention [14] with point-wise attention computations often fail to obtain continuous representations after aggregation. Therefore, we use the Gaussian kernel $\Phi(x, y|\sigma)$ as prior weights to aggregate neighbors to obtain smoother representations. Since the neighbors of boundary segments may belong to different classes, we allow each segment to learn its own scale parameter σ . Formally,

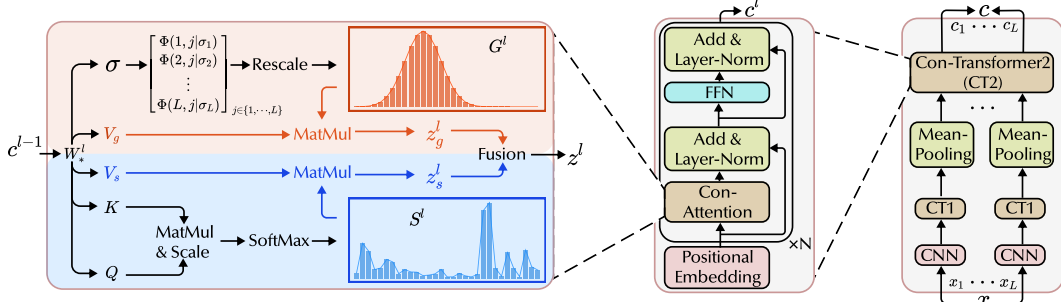


Figure 2: Overview of the encoder of *Con4m*. The leftmost part shows the details of Con-Attention. The right part of the figure shows the architecture of Con-Transformer and the whole encoder of *Con4m*.

as Figure 2 shows, the two-branch **Con-Attention** in the l -th layer is:

$$\begin{aligned}
 Q, K, V_s, V_g, \sigma &= c^{l-1} W_Q^l, c^{l-1} W_K^l, c^{l-1} W_{V_s}^l, c^{l-1} W_{V_g}^l, c^{l-1} W_\sigma^l, \\
 S^l &= \text{SoftMax} \left(\frac{QK^\top}{\sqrt{d}} \right), \quad G^l = \text{Rescale} \left(\left[\frac{1}{\sqrt{2\pi}\sigma_i} \exp \left(-\frac{|j-i|^2}{2\sigma_i^2} \right) \right]_{i,j \in \{1, \dots, L\}} \right), \\
 z_s^l &= S^l V_s, \quad z_g^l = G^l V_g, \quad z^l = \text{Fusion}(z_s^l, z_g^l),
 \end{aligned}$$

where L is the number of consecutive segments, d is the dimension of hidden representations, $c^{l-1} \in \mathbb{R}^{L \times d}$ is the output representations of the $l-1$ -th layer, and $W_*^l \in \mathbb{R}^{d \times d}$ are all learnable matrices. $\text{Rescale}(\cdot)$ refers to row normalization by index i . To distinguish between two computational branches, we use g/G to represent the branch based on Gaussian prior, and s/S to represent the branch based on self-attention. S^l and G^l are the aggregation weights. We use the conventional attention mechanism [4] to adaptively fuse z_s^l and z_g^l . Finally, as illustrated in Figure 2, by stacking the multi-head version of Con-Attention layers, we construct Con-Transformer, which serves as the backbone of the continuous encoder of *Con4m* to obtain final representations c .

3.2 Context-aware Coherent Class Prediction

In the segmented TSC task of *MVD*, consecutive time segments not only provide contextual information at the data level but also possess their own class information. As depicted in Figure 1(a), considering the persistence of each class and the gradual nature of class transitions, the model’s predictions should exhibit more coherence and concentration, rather than being interspersed. Therefore, we integrate and constrain the model’s predictions from both the individual and holistic perspectives to achieve more coherent predictions.

Neighbor Class Consistency Discrimination. In graphs, label propagation algorithms [26, 29] are often utilized to refine and smooth the predictions of neighbor instances, thereby enhancing their discrimination. Drawing inspiration from this, by weightedly aggregating predictions from similar time segments, the model can focus on contexts \mathbb{A}_t more likely to belong to the same class as the target segment. Although there is no explicit graph structure between time segments, we can train a discriminator to determine whether two segments belong to the same class. The model then aggregates the contextual class predictions based on the discriminator’s outputs, thus making more robust predictions. As the left part of Figure 3 shows, we formalize this process as follows:

$$\hat{R} = \text{SoftMax} \left([\text{MLP}_2(c_i \| c_j)]_{i,j \in \{1, \dots, L\}} \right), \quad \hat{p} = \text{SoftMax}(\text{MLP}_1(c)), \quad \tilde{p} = \hat{R}_{:,1} \hat{p},$$

where $\hat{R} \in \mathbb{R}^{L \times L \times 2}$ is the probability of whether two segments in the same time interval belong to the same class and $(\cdot \| \cdot)$ denotes tensor concatenation. We then define the two training losses as $\ell_1 = \text{CrossEntropy}(\hat{p}, y)$ and $\ell_2 = \text{CrossEntropy}(\hat{R}, \tilde{Y})$, where $\tilde{Y} = [\mathbf{1}_{y_i=y_j}]_{i,j \in \{1, \dots, L\}}$. Given that ℓ_1 and ℓ_2 are of the same magnitude, we equally sum them as the final loss.

Prediction Behavior Constraint. Unlike graphs, there exists a holistic temporal relationship between consecutive time segments. Therefore, we should further constrain the overall predictive behavior along the time axis. For *MVD*, as Figure 1(a) shows, within a suitably chosen time interval, consecutive segments almost span at most two classes. Therefore, we ensure the monotonicity of

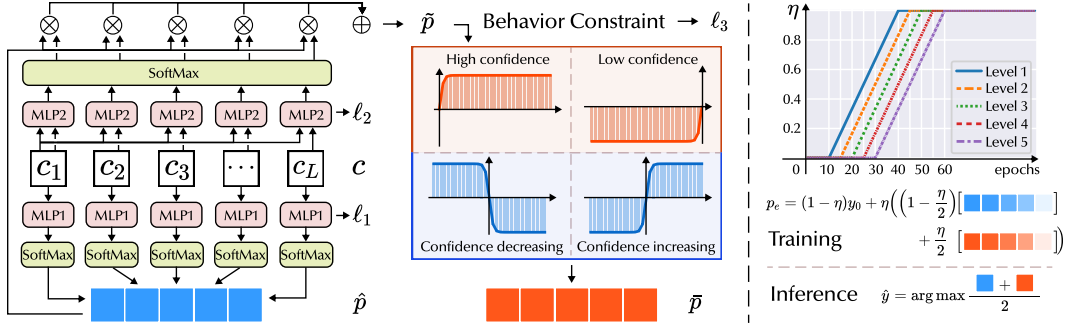


Figure 3: Overview of context-aware coherent class prediction and consistent label training framework in *Con4m*. The left part describes the neighbor class consistency discrimination task and the prediction behavior constraint. The rightmost part presents the training and inference details for label harmonization.

predictions across consecutive segments through hard constraints, thereby utilizing contextual label information $y_{\mathbb{A}_t}$ to integrate and refine predictions across these segments.

As shown in the middle part of Figure 3, for each class in the predictions, there are only four prediction behaviors for consecutive segments, namely *high confidence*, *low confidence*, *confidence decreasing*, and *confidence increasing*. To constrain the behavior, we use function fitting to integrate \hat{p} . Considering the wide applicability, we opt for the hyperbolic tangent function (*i.e.*, Tanh) as our basis. Formally, we introduce four tunable parameters to exactly fit the monotonicity as:

$$\bar{p} = \text{Tanh}(x|a, k, b, h) = a \times \text{Tanh}(k \times (x + b)) + h,$$

where parameter a constrains the range of the function’s values, k controls the slope of the transition of the function, b and h adjust the symmetry center of the function, and x is the given free vector in the x -coordinate. We use the MSE loss to fit the contextual predictions \bar{p} as $\ell_3 = \|\text{Tanh}(x|a, k, b, h) - \bar{p}\|^2$. It deserves to be emphasized that \bar{p} in the process has no gradient and therefore does not affect the parameters of the encoder. Please see Appendix B for more fitting details.

After function fitting, we obtain independent predictions \hat{p} for each segment and constrained predictions \bar{p} that leverage contextual label information. For the inference stage, we use the average of them as the final coherent predictions, *i.e.*, $\hat{y} = \arg \max (\hat{p} + \bar{p})/2$.

3.3 Label Consistency Training Framework

Due to inherent ambiguity, the annotation of *MVD* often lacks quantitative criteria, resulting in experiential differences across individuals. Such discrepancies are detrimental to models and we propose a training framework to enable *Con4m* to adaptively harmonize inconsistent labels.

Learning from easy to hard. We are based on the fact that although people may have differences in the fuzzy transitions between classes, they tend to reach an agreement on the most significant core part of each class. In other words, the empirical differences become more apparent when approaching the transitions. Therefore, we adopt curriculum learning techniques to help the model learn instances from the easy (core) to the hard (transition) part. Formally (see the diagram in Figure 1(b)), for a continuous K -length class, we divide it into $N_l = 5$ equally sized levels as follows:

$$\left(\left[\lceil (N_l - 1) \frac{K}{2N_l} \rceil, \lfloor (N_l + 1) \frac{K}{2N_l} \rfloor \right]; \dots; \left[1, \lceil \frac{K}{2N_l} \rceil \right] \right) \cup \left(\lfloor (2N_l - 1) \frac{K}{2N_l} \rfloor, K \right]. \quad (2)$$

Then we sample the same number of time intervals from each level. The higher the level, the more apparent the inconsistency. Therefore, as the right part of Figure 3 shows, during the training stage, *Con4m* learns the time intervals in order from low to high levels, with a lag gap of $E_g = 5$ epochs.

Harmonizing inconsistent labels. Inspired by the idea of noisy label learning, we gradually change the raw labels to harmonize the inconsistency. The model preferentially changes the labels of the core segments that are easier to reach a consensus, which can avoid overfitting of uncertain labels. Moreover, the model will consider both the independent and constrained predictions to robustly change inconsistent labels. Specifically, given the initial label y_0 , we update the labels $y_e = \arg \max p_e$ for the e -th epoch, where p_e is obtained as follows:

$$\hat{p}_e^5 = \omega_e \cdot [\hat{p}_{e-m}]_{m \in \{0, \dots, 4\}}, \quad \bar{p}_e^5 = \omega_e \cdot [\bar{p}_{e-m}]_{m \in \{0, \dots, 4\}},$$

$$p_e = (1 - \eta) y_0 + \eta \left(\left(1 - \frac{\eta}{2}\right) \hat{p}_e^5 + \frac{\eta}{2} \bar{p}_e^5 \right),$$

where $\omega_e = \text{Rescale}([\exp((e - m)/2)]_{m \in \{0, \dots, 4\}})$ is the exponentially averaged weight vector to aggregate the predictions of the latest 5 epochs to achieve a more robust label update. \hat{p}_{e-m} and \bar{p}_{e-m} are the independent and constrained predictions in the $e - m$ -th epoch respectively and \cdot denotes the dot product. The dynamic weighting factor, η , is used to adjust the degree of label update. As Figure 3 shows, η linearly increases from 0 to 1 with E_η epochs, gradually weakening the influence of the original labels. Besides, in the initial training stage, the model tends to improve independent predictions. As the accuracy of independent predictions increases, the model assigns a greater weight to the constrained predictions. See the hyperparameter analysis for E_η in Appendix C.

4 Experiment

4.1 Experimental Setup

Datasets. In this work, we use two public [27, 33] and one private *MVD* data to measure the performance of models. Specifically, the Tufts fNIRS to Mental Workload [27] data (**fNIRS**) contains brain activity recordings from adult humans performing controlled cognitive workload tasks. The SleepEDF [33] data (**Sleep**) contains PolySomnoGraphic sleep records for subjects over a whole night. The private **SEEG** data records brain signals indicative of suspected pathological tissue within the brain of epileptic patients. More detailed descriptions can be found in Table 1 and Appendix D.

Table 1: Overview of *MVD* datasets used in this work.

Data	Sample Frequency	# of Features	# of Classes	Subjects	Groups	Cross Validation	Total Intervals	Interval Length	Window Length	Slide Length	Total Segments
fNIRS	5.2Hz	8	2	68	4	12	4,080	38.46s	4.81s	0.96s	146,880
Sleep	100Hz	2	5	154	3	6	6,000	40s	2.5s	1.25s	186,000
SEEG	250Hz	1	2	8	4	3	8,000	16s	1s	0.5s	248,000

Label disturbance. We introduce a novel disturbance method to the raw labels Y of the public datasets to simulate scenarios where labels are inconsistent. Specifically, we first look for the boundary points between different classes in a complete long *MVD* data. Then, we randomly determine with a 0.5 probability whether each boundary point should move forward or backward. Finally, we randomly select a new boundary point position from $r\%$ of the length of the class in the direction of the boundary movement. In this way, we can interfere with the boundaries and simulate label inconsistency. Meanwhile, a larger value of $r\%$ indicates a higher degree of label inconsistency. For SEEG dataset, inconsistent labels already exist in the raw data and we do not disturb it.

Baselines. We compare *Con4m* with state-of-art models from various domains, including two noisy label learning (NLL) models for time series classification (TSC): SREA [8] and Scale-teaching [43] (Scale-T), three image classification models with noisy labels: SIGUA [24], UNICON [32] and Sel-CL [39], three supervised TSC models: MiniRocket [12], TimesNet [60] and PatchTST [47], and three temporal action segmentation (TAS) models: MS-TCN2 [38], ASFormer [64] and DiffAct [41]. See more detailed descriptions of the baselines in Appendix E.

Implementation details. We use cross-validation [35] to evaluate the model’s generalization ability by partitioning the subjects in the data into non-overlapping subsets for training and testing. As shown in Table 1, for fNIRS and SEEG, we divide the subjects into 4 groups and follow the 2 training-1 validation-1 testing (2-1-1) setting to conduct experiments. We divide the Sleep dataset into 3 groups and follow the 1-1-1 experimental setting. Therefore, we only report the mean values of cross-validation results in the main context. See more details and the full results in Appendix G.

4.2 Label Disturbance Experiment

The average results over all cross-validation experiments are presented in Table 2. Overall, *Con4m* outperforms almost all baselines across all datasets and all disturbance ratios.

Results of different methods. For fNIRS, TAS models achieve competitive performance compared to *Con4m*, demonstrating the advantage in modeling contextual data dependency among segments. For Sleep and SEEG data with more ambiguous boundaries, the performance of TAS models deteriorates significantly, and TSC and NLL models slightly outperform TAS models. Benefiting from multi-scale modeling, Scale-T exhibits significantly better performance on the Sleep and SEEG data compared

Table 2: Comparison with baseline methods in the testing F_1 score (%) on three datasets. The **best results** are in bold and we underline the second best results. The *worst results* are denoted in italics.

Model		$r\%$	fNIRS [27]			Sleep [33]			SEEG
			0%	20%	40%	0%	20%	40%	raw
TAS	MS-TCN2 [38]		71.48±1.70	70.99±2.45	69.40±2.10	60.07±1.73	59.03±1.79	56.17±1.16	61.88±5.17
	ASFormer [64]		71.69 ±1.91	70.75±2.17	69.18±2.75	59.09±2.64	55.52±2.29	53.89±2.29	56.71±4.60
	DiffAct [41]		71.15±1.32	69.72±2.16	65.45±2.22	49.12±5.08	<i>43.32</i> ±3.52	38.86±1.78	60.62±4.21
TSC	MiniRocket [12]		61.28±1.13	60.41±1.32	57.87±1.22	62.00±0.55	61.75±0.33	58.38±0.60	62.39±1.42
	TimesNet [60]		67.47±3.23	65.39±3.15	63.45±3.03	59.50±1.10	57.72±1.02	55.73±1.06	50.99±1.03
	PatchTST [47]		<i>51.79</i> ±3.91	55.38±3.71	52.67±4.95	58.40±0.90	56.16±0.89	53.05±1.82	58.45±2.19
NLL	SIGUA [24]		67.37±1.87	65.24±2.53	63.47±2.38	54.28±1.19	53.07±1.16	51.32±1.68	53.19±1.75
	UNICON [32]		61.15±3.72	60.45±5.22	57.35±5.57	62.26±0.66	61.63±1.22	58.34±0.99	60.53±3.96
	Sel-CL [39]		63.86±1.69	62.45±2.46	61.75±1.74	63.48 ±1.10	63.45 ±0.94	61.72 ±0.79	60.50±8.01
TSC & NLL	SREA [8]		70.10±1.28	69.65±1.22	69.40±0.85	<i>48.81</i> ±1.09	48.80±1.16	45.72±1.56	55.21±2.25
	Scale-T [43]		70.40±4.14	68.06±3.03	66.51±2.98	63.21±0.85	63.40±0.73	60.77±0.99	67.64 ±1.42
	<i>Con4m</i>		71.28±2.11	71.27 ±2.92	70.04 ±2.14	68.02 ±1.22	66.31 ±1.50	64.31 ±1.51	72.00 ±1.36

to SREA. Nevertheless, *Con4m* that fully consider contextual information demonstrate a notable performance improvement (Sleep-0%: 7.15%; SEEG: 6.45%) in more complex and ambiguous data.

Results of different $r\%$. NLL methods demonstrate close performance degradation as $r\%$ increases from 0% to 20% compared with *Con4m*. However, with a higher ratio from 20% to 40%, SIGUA, UNICON, Sel-CL, SREA, and Scale-T show averaged 3.01%, 5.23%, 1.92%, 3.34%, and 3.22% decrease across fNIRS and Sleep data respectively, while *Con4m* shows 2.37% degradation. For TSC models, non-deep learning-based MiniRocket shows a more robust performance compared to other TSC models. The performance of PatchTST on fNIRS data exhibits significant instability, possibly due to its tendency to overfit inconsistent labels too quickly. DiffAct in TAS models shows the most sensitive performance to boundary perturbations (14.44% decrease). The stable performance of *Con4m* indicates that our proposed training framework can effectively harmonize inconsistent labels.

Results of symmetric disturbance. We also corrupt the labels with symmetric disturbance based on segmented labels y rather than raw *MVD* labels, which is commonly employed in the NLL works [58, 39, 28] of the image classification domain. As shown in Figure 4(b), compared to our novel boundary disturbance, *Con4m* exhibits stronger robustness to symmetric disturbance. Even with the 20% disturbance ratio, *Con4m* treats it as a form of data augmentation, resulting in improved performance. This indicates that overcoming more challenging boundary disturbance aligns better with the nature of time series data.

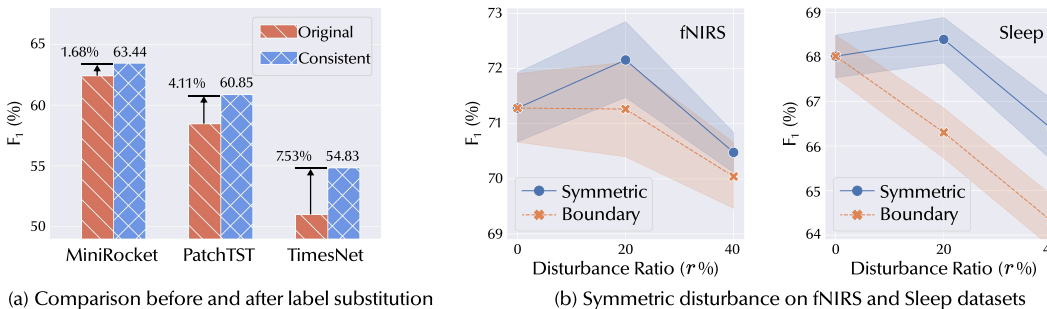


Figure 4: Comparison results of label substitution and symmetric disturbance experiments.

4.3 Label Substitution Experiment

Since ambiguous boundaries are inherent to SEEG data and the majority voting procedure is costly, we limit this procedure to only one high-quality testing group in the label disturbance experiment. Besides, on the SEEG data, *Con4m* modifies approximately 10% of the training labels, which is a significant proportion. Therefore, it is necessary to further evaluate the effectiveness of our label harmonization process on SEEG data. Specifically, we train the TSC baselines based on the harmonized labels generated by *Con4m* and observe to what extent the performance of TSC models is improved. As shown in Figure 4(a), PatchTST and TimesNet, employing deep learning architectures, are more susceptible to label inconsistency, so they obtain more significant performance improvement

Table 3: Comparison with model ablations in the F_1 score (%) in inconsistent scenarios. The **best results** are in bold and we underline the second best results. The *worst results* are denoted in italics.

Model	r%	Preserve one						Remove one						Con4m					
		+ Con-T		+ Coh-P		+ Cur-L		- Con-T		- Coh-P		- Cur-L				- Fit		- η	
		Acc.	F_1	Acc.	F_1	Acc.	F_1	Acc.	F_1	Acc.	F_1	Acc.	F_1	Acc.	F_1	Acc.	F_1		
Sleep	20	65.97	65.05	65.76	65.10	65.31	64.76	65.73	<u>65.53</u>	65.84	65.07	65.85	65.43	<u>66.06</u>	65.28	62.02	59.97	66.61	66.31
	40	63.94	62.67	64.42	62.76	63.69	62.23	64.44	63.05	64.23	63.03	<u>64.89</u>	63.07	64.69	<u>63.22</u>	61.93	57.98	65.34	64.31
SEEG	-	71.68	67.85	71.69	69.04	71.32	67.22	73.85	70.59	72.41	68.26	<u>74.17</u>	<u>71.18</u>	73.47	70.63	70.70	66.04	74.60	72.00

(4.11% and 7.53%). Unlike modified PatchTST that considers the contextual data information across consecutive segments, TimesNet only focuses on the independent segments, thus having a more dramatic improvement. In contrast, MiniRocket achieves only a 1.68% increase, indicating that MiniRocket is more robust with a non-deep learning-based simple random feature mapping.

4.4 Ablation Experiment

We introduce two types of model variations. **(1) Preserve only one module.** We preserve only the Con-Transformer (Con-T), Coherent Prediction (Coh-P), or Curriculum Learning (Cur-L) module separately. **(2) Remove only one component.** In addition to removing the above three modules, we also remove the function fitting component (-Fit) and η ($E_\eta = 0$) to verify the necessity of prediction behavior constraint and progressively updating labels.

As shown in Table 3, when keeping one module, +Coh-P achieves the best performance with an averaged 2.78% decrease in F_1 score, indicating that introducing the contextual label information are most effective for *MVD*. The utility of each module varies across datasets. For example, for Sleep data, the Con-T contributes more to performance improvement compared to the Cur-L module, while the opposite phenomenon is observed for SEEG data. As for removing one component, even when we only remove the Tanh function fitting, the F_1 score significantly decreases 1.72% on average. On the Sleep-20% and SEEG data, the drop caused by -Fit is more significant than that caused by some other modules. Moreover, the model variation - η achieves the worst results (9.23% decrease in F_1). The results imply that during early training stages, the model tends to learn the consistent parts of the raw labels. Premature use of unreliable predicted labels as subsequent training supervision signals leads to model poisoning and error accumulation.

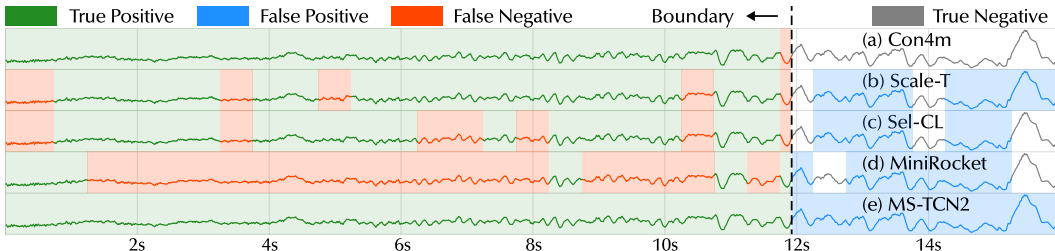


Figure 5: Case study for a continuous time interval in SEEG testing set.

4.5 Case Study

We present a case study to provide a specific example that illustrates how *Con4m* works for *MVD* in Figure 5. We show comparative visualization results for the predictions in a continuous time interval in the SEEG testing set. In SEEG data, we assign the label of normal segments as 0 and that of seizures as 1. As the figure shows, *Con4m* demonstrates a more coherent narrative by constraining the prediction behavior and aligning with the contextual data information. In contrast, Scale-T, Sel-CL and MiniRocket exhibit noticeably interrupted and inconsistent predictions. MS-TCN2 fails to identify normal segments. More impressively, *Con4m* accurately identifies the consistent boundary within the time interval spanning across two classes. This verifies that the label consistency framework can harmonize the boundaries more effectively. Refer to Appendix H for more cases.

5 Conclusion and Discussion

In this work, we focus on the raw time series *MVD* for segmented time series classification (TSC) tasks, demonstrating unique challenges that are overlooked by existing mainstream TSC models. We first formally demonstrate that valuable contextual information enhances the discriminative power of classification instances. Based on the insights, we introduce contextual prior knowledge of data locality and label coherence to guide the model to focus on contextual information more conducive to discriminating consecutive segments in segmented TSC tasks. Leveraging effective contextual information, a label consistency learning framework *Con4m* is proposed to progressively harmonize inconsistent labels during training. Extensive experiments validate the superior performance achieved by *Con4m* and highlight the effectiveness of the proposed consistent label training framework. Our work still has some limitations. We have solely focused on analyzing and designing end-to-end supervised models. Further exploration of large-scale models would be challenging yet intriguing. When faced with more diverse label behaviors, the function fitting module needs to engage in more selection and design of basis functions. Nevertheless, our work brings new insights to the TSC domain, re-emphasizing the importance of the inherent temporal dependence of time series.

References

- [1] Dana Angluin and Philip Laird. Learning from noisy examples. *Mach. Learn.*, 2(4):343—370, 1988.
- [2] Samaneh Azadi, Jiashi Feng, Stefanie Jegelka, and Trevor Darrell. Auxiliary image regularization for deep cnns with noisy labels. In *International Conference on Learning Representations (ICLR)*, 2016.
- [3] Anthony Bagnall, Hoang Anh Dau, Jason Lines, Michael Flynn, James Large, Aaron Bostrom, Paul Southam, and Eamonn Keogh. The uea multivariate time series classification archive, 2018. *arXiv preprint arXiv:1811.00075*, 2018.
- [4] Dzmitry Bahdanau, Kyunghyun Cho, and Yoshua Bengio. Neural machine translation by jointly learning to align and translate. In *International Conference on Learning Representations (ICLR)*, 2015.
- [5] Peter L Bartlett, Michael I Jordan, and Jon D McAuliffe. Convexity, classification, and risk bounds. *Journal of the American Statistical Association*, 101(473):138–156, 2006.
- [6] Yoshua Bengio, Jérôme Louradour, Ronan Collobert, and Jason Weston. Curriculum learning. In *Proceedings of the 26th Annual International Conference on Machine Learning (ICML)*, pages 41—48, 2009.
- [7] Joao Carreira and Andrew Zisserman. Quo vadis, action recognition? a new model and the kinetics dataset. In *Proceedings of the IEEE Conference on Computer Vision and Pattern Recognition (CVPR)*, 2017.
- [8] Andrea Castellani, Sebastian Schmitt, and Barbara Hammer. Estimating the electrical power output of industrial devices with end-to-end time-series classification in the presence of label noise. In *Joint European Conference on Machine Learning and Knowledge Discovery in Databases (ECML PKDD)*, pages 469–484, 2021.
- [9] Ranak Roy Chowdhury, Xiyuan Zhang, Jingbo Shang, Rajesh K. Gupta, and Dezhi Hong. Tarnet: Task-aware reconstruction for time-series transformer. In *Proceedings of the 28th ACM SIGKDD Conference on Knowledge Discovery and Data Mining (KDD)*, pages 212—220, 2022.
- [10] Hoang Anh Dau, Anthony Bagnall, Kaveh Kamgar, Chin-Chia Michael Yeh, Yan Zhu, Shaghayegh Gharghabi, Chotirat Ann Ratanamahatana, and Eamonn Keogh. The ucr time series archive. *IEEE/CAA Journal of Automatica Sinica*, 6(6):1293–1305, 2019.
- [11] Angus Dempster, François Petitjean, and Geoffrey I. Webb. Rocket: Exceptionally fast and accurate time series classification using random convolutional kernels. *Data Min. Knowl. Discov.*, 34(5):1454—1495, 2020.

- [12] Angus Dempster, Daniel F. Schmidt, and Geoffrey I. Webb. Minirocket: A very fast (almost) deterministic transform for time series classification. In *Proceedings of the 27th ACM SIGKDD Conference on Knowledge Discovery & Data Mining (KDD)*, pages 248—257, 2021.
- [13] Don Dennis, Durmus Alp Emre Acar, Vikram Mandikal, Vinu Sankar Sadasivan, Venkatesh Saligrama, Harsha Vardhan Simhadri, and Prateek Jain. Shallow rnn: Accurate time-series classification on resource constrained devices. In *Advances in Neural Information Processing Systems (NeurIPS)*, 2019.
- [14] Jacob Devlin, Ming-Wei Chang, Kenton Lee, and Kristina Toutanova. BERT: Pre-training of deep bidirectional transformers for language understanding. In *Proceedings of the 2019 Conference of the North American Chapter of the Association for Computational Linguistics (NAACL)*, pages 4171—4186, 2019.
- [15] Guodong Ding and Angela Yao. Temporal action segmentation with high-level complex activity labels. *Trans. Multi.*, 25:1928—1939, 2023.
- [16] Guodong Ding, Fadime Sener, and Angela Yao. Temporal action segmentation: An analysis of modern techniques. *IEEE Transactions on Pattern Analysis and Machine Intelligence (TPAMI)*, 46(2):1011—1030, 2023.
- [17] Zexing Du, Xue Wang, Guoqing Zhou, and Qing Wang. Fast and unsupervised action boundary detection for action segmentation. In *Proceedings of the IEEE/CVF Conference on Computer Vision and Pattern Recognition (CVPR)*, pages 3313—3322, 2022.
- [18] Navid Mohammadi Foumani, Lynn Miller, Chang Wei Tan, Geoffrey I Webb, Germain Forestier, and Mahsa Salehi. Deep learning for time series classification and extrinsic regression: A current survey. *arXiv preprint arXiv:2302.02515*, 2023.
- [19] Vivien Sainte Fare Garnot and Loic Landrieu. Lightweight temporal self-attention for classifying satellite images time series. In *Advanced Analytics and Learning on Temporal Data: 5th ECML PKDD Workshop (AALTD)*, pages 171—181, 2020.
- [20] Tieliang Gong, Qian Zhao, Deyu Meng, and Zongben Xu. Why curriculum learning & self-paced learning work in big/noisy data: A theoretical perspective. *Big Data and Information Analytics*, 1(1):111—127, 2016.
- [21] Alex Graves, Marc G. Bellemare, Jacob Menick, Rémi Munos, and Koray Kavukcuoglu. Automated curriculum learning for neural networks. In *Proceedings of the 34th International Conference on Machine Learning (ICML)*, pages 1311—1320, 2017.
- [22] Bo Han, Jiangchao Yao, Gang Niu, Mingyuan Zhou, Ivor Tsang, Ya Zhang, and Masashi Sugiyama. Masking: A new perspective of noisy supervision. In *Advances in Neural Information Processing Systems (NeurIPS)*, 2018.
- [23] Bo Han, Quanming Yao, Xingrui Yu, Gang Niu, Miao Xu, Weihua Hu, Ivor Tsang, and Masashi Sugiyama. Co-teaching: Robust training of deep neural networks with extremely noisy labels. In *Advances in Neural Information Processing Systems (NeurIPS)*, 2018.
- [24] Bo Han, Gang Niu, Xingrui Yu, Quanming Yao, Miao Xu, Ivor Tsang, and Masashi Sugiyama. SIGUA: Forgetting may make learning with noisy labels more robust. In *Proceedings of the 37th International Conference on Machine Learning (ICML)*, pages 4006—4016, 2020.
- [25] Bo Han, Quanming Yao, Tongliang Liu, Gang Niu, Ivor W. Tsang, James T. Kwok, and Masashi Sugiyama. A survey of label-noise representation learning: Past, present and future. *arXiv preprint arXiv:2011.04406*, 2021.
- [26] Qian Huang, Horace He, Abhay Singh, Ser-Nam Lim, and Austin Benson. Combining label propagation and simple models out-performs graph neural networks. In *International Conference on Learning Representations (ICLR)*, 2021.
- [27] Zhe Huang, Liang Wang, Giles Blaney, Christopher Slaughter, Devon McKeon, Ziyu Zhou, Robert Jacob, Robert Jacob, and Michael Hughes. The tufts fnirs mental workload dataset benchmark for brain-computer interfaces that generalize. In *Proceedings of the Neural Information Processing Systems (NeurIPS) Track on Datasets and Benchmarks*, 2021.

- [28] Zhizhong Huang, Junping Zhang, and Hongming Shan. Twin contrastive learning with noisy labels. In *Proceedings of the IEEE/CVF Conference on Computer Vision and Pattern Recognition (CVPR)*, pages 11661–11670, 2023.
- [29] Ahmet Iscen, Giorgos Tolias, Yannis Avrithis, and Ondrej Chum. Label propagation for deep semi-supervised learning. In *Proceedings of the IEEE/CVF Conference on Computer Vision and Pattern Recognition (CVPR)*, 2019.
- [30] Hassan Ismail Fawaz, Germain Forestier, Jonathan Weber, Lhassane Idoumghar, and Pierre-Alain Muller. Deep learning for time series classification: A review. *Data Min. Knowl. Discov.*, 33(4):917—963, 2019.
- [31] Lu Jiang, Zhengyuan Zhou, Thomas Leung, Li-Jia Li, and Li Fei-Fei. Mentornet: Learning data-driven curriculum for very deep neural networks on corrupted labels. *arXiv preprint arXiv:1712.05055*, 2018.
- [32] Nazmul Karim, Mamshad Nayeem Rizve, Nazanin Rahnavard, Ajmal Mian, and Mubarak Shah. Unicon: Combating label noise through uniform selection and contrastive learning. In *Proceedings of the IEEE/CVF Conference on Computer Vision and Pattern Recognition (CVPR)*, pages 9676–9686, 2022.
- [33] B. Kemp, A.H. Zwinderman, B. Tuk, H.A.C. Kamphuisen, and J.J.L. Obery. Analysis of a sleep-dependent neuronal feedback loop: The slow-wave microcontinuity of the eeg. *IEEE Transactions on Biomedical Engineering*, 47(9):1185–1194, 2000.
- [34] Diederik P Kingma and Jimmy Ba. Adam: A method for stochastic optimization. In *International Conference on Learning Representations (ICLR)*, 2015.
- [35] Ron Kohavi. A study of cross-validation and bootstrap for accuracy estimation and model selection. In *Proceedings of the 14th International Joint Conference on Artificial Intelligence (IJCAI)*, pages 1137—1143, 1995.
- [36] M. Kumar, Benjamin Packer, and Daphne Koller. Self-paced learning for latent variable models. In *Advances in Neural Information Processing Systems (NeurIPS)*, 2010.
- [37] Neil D. Lawrence and Bernhard Schölkopf. Estimating a kernel fisher discriminant in the presence of label noise. In *Proceedings of the Eighteenth International Conference on Machine Learning (ICML)*, pages 306—313, 2001.
- [38] Shijie Li, Yazan Abu Farha, Yun Liu, Ming-Ming Cheng, and Juergen Gall. Ms-tcn++: Multi-stage temporal convolutional network for action segmentation. *IEEE Transactions on Pattern Analysis and Machine Intelligence (TPAMI)*, 45(6):6647—6658, 2023.
- [39] Shikun Li, Xiaobo Xia, Shiming Ge, and Tongliang Liu. Selective-supervised contrastive learning with noisy labels. In *Proceedings of the IEEE/CVF Conference on Computer Vision and Pattern Recognition (CVPR)*, pages 316–325, 2022.
- [40] Jason Lines, Sarah Taylor, and Anthony Bagnall. Time series classification with hive-cote: The hierarchical vote collective of transformation-based ensembles. *ACM Trans. Knowl. Discov. Data*, 12(5), 2018.
- [41] Daochang Liu, Qiyue Li, Anh-Dung Dinh, Tingting Jiang, Mubarak Shah, and Chang Xu. Diffusion action segmentation. In *Proceedings of the IEEE/CVF International Conference on Computer Vision (ICCV)*, pages 10139–10149, 2023.
- [42] Sheng Liu, Zhihui Zhu, Qing Qu, and Chong You. Robust training under label noise by over-parameterization. In *Proceedings of the 39th International Conference on Machine Learning (ICML)*, pages 14153–14172, 2022.
- [43] Zhen Liu, ma peitian, Dongliang Chen, Wenbin Pei, and Qianli Ma. Scale-teaching: Robust multi-scale training for time series classification with noisy labels. In *Advances in Neural Information Processing Systems (NeurIPS)*, pages 33726–33757, 2023.

- [44] Tambat Matiisen, Avital Oliver, Taco Cohen, and John Schulman. Teacher–student curriculum learning. *IEEE Transactions on Neural Networks and Learning Systems (TNNLS)*, 31(9): 3732–3740, 2020.
- [45] Miller McPherson, Lynn Smith-Lovin, and James M Cook. Birds of a feather: Homophily in social networks. *Annual review of sociology*, 27(1):415–444, 2001.
- [46] Matthew Middlehurst, Patrick Schäfer, and Anthony Bagnall. Bake off redux: A review and experimental evaluation of recent time series classification algorithms. *arXiv preprint arXiv:2304.13029*, 2023.
- [47] Yuqi Nie, Nam H Nguyen, Phanwadee Sinthong, and Jayant Kalagnanam. A time series is worth 64 words: Long-term forecasting with transformers. In *The Eleventh International Conference on Learning Representations (ICLR)*, 2023.
- [48] Adam Paszke, Sam Gross, Francisco Massa, Adam Lerer, James Bradbury, Gregory Chanan, Trevor Killeen, Zeming Lin, Natalia Gimelshein, Luca Antiga, Alban Desmaison, Andreas Kopf, Edward Yang, Zachary DeVito, Martin Raison, Alykhan Tejani, Sasank Chilamkurthy, Benoit Steiner, Lu Fang, Junjie Bai, and Soumith Chintala. Pytorch: An imperative style, high-performance deep learning library. In *Advances in Neural Information Processing Systems (NeurIPS)*, 2019.
- [49] Giorgio Patrini, Alessandro Rozza, Aditya Menon, Richard Nock, and Lizhen Qu. Making deep neural networks robust to label noise: a loss correction approach. *arXiv preprint arXiv:1609.03683*, 2017.
- [50] Deepta Rajan and Jayaraman J. Thiagarajan. A generative modeling approach to limited channel ecg classification. In *2018 40th Annual International Conference of the IEEE Engineering in Medicine and Biology Society (EMBC)*, pages 2571–2574, 2018.
- [51] Zezhi Shao, Zhao Zhang, Fei Wang, and Yongjun Xu. Pre-training enhanced spatial-temporal graph neural network for multivariate time series forecasting. In *Proceedings of the 28th ACM SIGKDD Conference on Knowledge Discovery and Data Mining (KDD)*, pages 1567—1577, 2022.
- [52] Hwanjun Song, Minseok Kim, Dongmin Park, Yooju Shin, and Jae-Gil Lee. Learning from noisy labels with deep neural networks: A survey. *IEEE Transactions on Neural Networks and Learning Systems (TNNLS)*, 34(11):8135–8153, 2023.
- [53] Sainbayar Sukhbaatar, Joan Bruna, Manohar Paluri, Lubomir Bourdev, and Rob Fergus. Training convolutional networks with noisy labels. *arXiv preprint arXiv:1406.2080*, 2015.
- [54] Wensi Tang, Guodong Long, Lu Liu, Tianyi Zhou, Michael Blumenstein, and Jing Jiang. Omni-scale CNNs: a simple and effective kernel size configuration for time series classification. In *International Conference on Learning Representations (ICLR)*, 2022.
- [55] Heng Wang and Cordelia Schmid. Action recognition with improved trajectories. In *IEEE International Conference on Computer Vision (ICCV)*, pages 3551–3558, 2013.
- [56] Xin Wang, Yudong Chen, and Wenwu Zhu. A survey on curriculum learning. *IEEE Transactions on Pattern Analysis and Machine Intelligence (TPAMI)*, 44(9):4555–4576, 2021.
- [57] Yucheng Wang, Yuecong Xu, Jianfei Yang, Min Wu, Xiaoli Li, Lihua Xie, and Zhenghua Chen. Graph-aware contrasting for multivariate time-series classification. In *Proceedings of the AAAI Conference on Artificial Intelligence (AAAI)*, pages 15725–15734, 2024.
- [58] Hongxin Wei, Lue Tao, RENCHUNZI XIE, and Bo An. Open-set label noise can improve robustness against inherent label noise. In *Advances in Neural Information Processing Systems (NeurIPS)*, pages 7978–7992, 2021.
- [59] Daphna Weinshall, Gad Cohen, and Dan Amir. Curriculum learning by transfer learning: Theory and experiments with deep networks. In *Proceedings of the 35th International Conference on Machine Learning (ICML)*, pages 5238–5246, 2018.

- [60] Haixu Wu, Tengge Hu, Yong Liu, Hang Zhou, Jianmin Wang, and Mingsheng Long. Timesnet: Temporal 2d-variation modeling for general time series analysis. In *The Eleventh International Conference on Learning Representations (ICLR)*, 2023.
- [61] Kai Wu, Kaixin Yuan, Yingzhi Teng, Jing Liu, and Licheng Jiao. Broad fuzzy cognitive map systems for time series classification. *Appl. Soft Comput.*, 128(C):109458, 2022.
- [62] Jiehui Xu, Haixu Wu, Jianmin Wang, and Mingsheng Long. Anomaly transformer: Time series anomaly detection with association discrepancy. In *International Conference on Learning Representations (ICLR)*, 2022.
- [63] Chao-Han Huck Yang, Yun-Yun Tsai, and Pin-Yu Chen. Voice2series: Reprogramming acoustic models for time series classification. In *Proceedings of the 38th International Conference on Machine Learning (ICML)*, pages 11808–11819, 2021.
- [64] Fangqiu Yi, Hongyu Wen, and Tingting Jiang. Asformer: Transformer for action segmentation. In *The British Machine Vision Conference (BMVC)*, 2021.
- [65] Chong You, Zihui Zhu, Qing Qu, and Yi Ma. Robust recovery via implicit bias of discrepant learning rates for double over-parameterization. *arXiv preprint arXiv:2006.08857*, 2020.
- [66] Xingrui Yu, Bo Han, Jiangchao Yao, Gang Niu, Ivor W. Tsang, and Masashi Sugiyama. How does disagreement help generalization against label corruption? *arXiv preprint arXiv:1901.04215*, 2019.
- [67] Bowen Zhao, Huanlai Xing, Xinhan Wang, Fuhong Song, and Zhiwen Xiao. Rethinking attention mechanism in time series classification. *Inf. Sci.*, 627(C):97–114, 2023.
- [68] Evgenii Zheltonozhskii, Chaim Baskin, Avi Mendelson, Alex M. Bronstein, and Or Litany. Contrast to divide: Self-supervised pre-training for learning with noisy labels. In *Proceedings of the IEEE/CVF Winter Conference on Applications of Computer Vision (WACV)*, pages 1657–1667, 2022.
- [69] Jiong Zhu, Yujun Yan, Lingxiao Zhao, Mark Heimann, Leman Akoglu, and Danai Koutra. Beyond homophily in graph neural networks: Current limitations and effective designs. In *Advances in Neural Information Processing Systems (NeurIPS)*, pages 7793–7804, 2020.

A Details of Related Works

Time series classification (TSC). TSC has become a popular field in various applications with the exponential growth of available time series data in recent years. In response, researchers have proposed numerous algorithms [30]. High accuracy in TSC is achieved by classical algorithms such as Rocket and its variants [11, 12], which use random convolution kernels with relatively low computational cost, as well as ensemble methods like HIVE-COTE [40], which assign weights to individual classifiers.

Moreover, the flourishing non-linear modeling capacity of deep models has led to an increasing prevalence of TSC algorithms based on deep learning. Various techniques are utilized in TSC: RNN-based methods [50, 13] capture temporal changes through state transitions; MLP-based methods [19, 61] encode temporal dependencies into parameters of the MLP layer; and the latest method TimesNet [60] converts one-dimensional time series into a two-dimensional space, achieving state-of-the-art performance on five mainstream tasks. Furthermore, Transformer-based models [63, 9] with attention mechanism have been widely used.

The foundation of our work lies in these researches, including the selection of the backbone and experimental setup. However, mainstream TSC models [46, 18] are often designed for publicly available datasets [3, 10] based on the *i.i.d.* samples, disregarding the inherent contextual dependencies between classified segments in *MVD*. Although some time series models [51, 47] use patch-by-patch technique to include contextual information, they are partially context-aware since they only model the data dependencies within each time segment, ignoring the dependencies between consecutive segments.

Noisy label learning (NLL). NLL is an important and challenging research topic in machine learning, as real-world data often rely on manual annotations prone to errors. Early works focus on statistical learning [1, 37, 5]. Researches including Sukhbaatar et al. [53] launch the era of noise-labeled representation learning.

The label noise transition matrix, which represents the transition probability from clean labels to noisy labels [25], is an essential tool. Common techniques for loss correction include forward and backward correction [49], while masking invalid class transitions with prior knowledge is also an important method [22]. Adding an explicit or implicit regularization term in objective functions can reduce the model’s sensitivity to noise, whereas re-weighting mislabeled data can reduce its impact on the objective [2, 65, 42]. Other methods involve training on small-loss instances and utilizing memorization effects. MentorNet [31] pretrains a secondary network to choose clean instances for primary network training. Co-teaching [23] and Co-teaching+ [66], as sample selection methods, introduce two neural networks with differing learning capabilities to train simultaneously, which filter noise labels mutually. The utilization of contrastive learning has emerged as a promising approach for enhancing the robustness in the context of classification tasks of label correction methods [39, 68, 28].

These works primarily focus on handling noisy labels. And ensuring overall label consistency by modifying certain labels is crucial for *MVD*. To the best of our knowledge, Scale-teaching [43] and SREA [8] are the only NLL works specifically designed for time series. Scale-teaching designs a fine-to-coarse cross-scale fusion mechanism for learning discriminative patterns by utilizing time series at different scales to train multiple DNNs simultaneously. SREA trains a classifier and an autoencoder with a shared embedding representation, progressively self-relabeling mislabeled data samples in a self-supervised manner. However, they still face the issue of overlooking contextual dependencies across consecutive time segments.

Curriculum learning (CL). Bengio et al. [6] propose CL, which imitates human learning by starting with simple samples and progressing to complicated ones. Based on this notion, CL can denoise noisy data since learners are encouraged to train on easier data and spend less time on noisy samples [20, 56]. Current mainstream approaches include Self-paced Learning [36], where students schedule their learning, Transfer Teacher [59], based on a predefined training scheduler; and RL Teacher [21, 44], which incorporates student feedback into the framework. The utilization of CL proves to be particularly advantageous in situations involving changes in the training labels. Hence, this technique is utilized to enhance the harmonization process of boundary labels from *MVD* in a more stable manner.

Temporal action segmentation (TAS). TAS is a critical task in video understanding and analysis. It involves segmenting an untrimmed video sequence into meaningful temporal segments and assigning a

predefined action label to each segment [16]. The majority works on TAS typically take visual feature vectors, either hand-crafted (IDT) [55] or extracted from an off-the-shelf CNN backbone (I3D) [7], as input for each frame. TAS uses sequential modeling to incorporate temporal dependencies and sequential context for improved TAS accuracy.

While TAS shares some similarities with segmented TSC, there still exist some problems. Time series data often have high sampling rates, however, it is impossible to input excessively long sequences into TAS models designed for video data. Moreover, unlike the I3D features [7] used as input in these works, time series lack a unified pretrained model for feature extraction. Besides, the changes between adjacent video frames are smooth and continuous, whereas time series are more variable and exhibit more ambiguous boundaries. Also, TAS works focus on modeling the dependency of instances from a data perspective without explicitly leveraging contextual label information.

B Implementation Details of Prediction Behavior Constraint

To fit the hyperbolic tangent function (Tanh), we use the mean squared error (MSE) loss function. In practice, we use the Adam optimizer with a learning rate of 0.1 to optimize the trainable parameters. The maximum number of iterations is set to 100, and the tolerance value for stopping the fitting process based on loss change is set to $1e - 6$. Sequences belonging to one minibatch are parallelized to fit their respective Tanh functions. To adapt to the value range of the standard Tanh function, we rescale the sequential predictions to $[-1, 1]$ before fitting.

However, it can be difficult to achieve a good fit when fitting with the Tanh function. Specifically, random initialization may fail to fit the sequential values properly when a long time series undergoes a state transition near the boundary. For example, as Figure 6(a) shows, we fit a sequence in which only the last value is 1. We set all default initial parameters as 1 and fit it. It can be observed that the fitting function cannot properly fit the trend and will mislabel the last point.

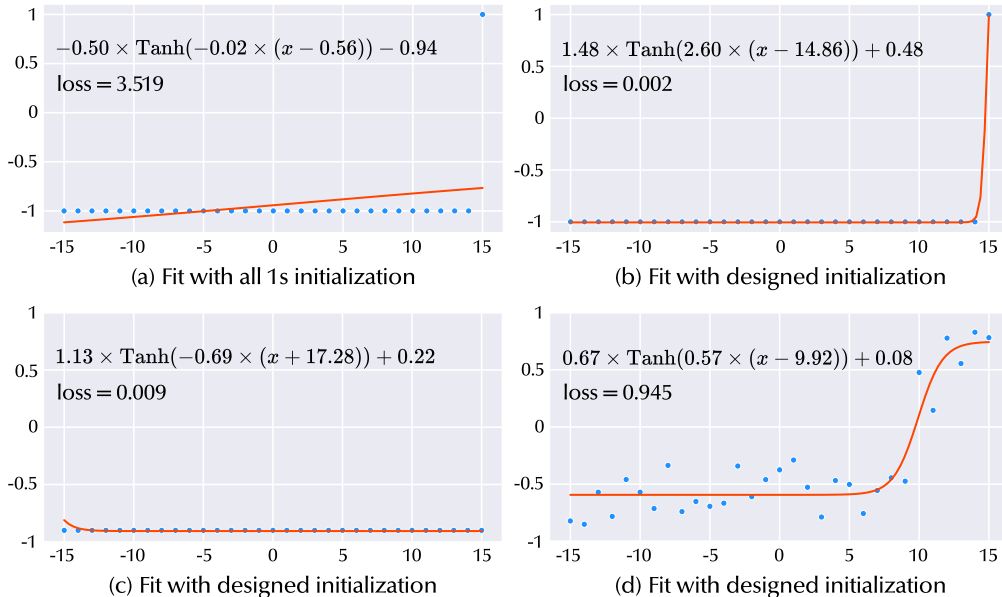


Figure 6: Cases for Tanh fitting.

Appropriate parameter initialization is needed to avoid excessive bias. After careful observation, we find that parameter k controls the slope at the transition part of Tanh, and parameter b controls the abscissa at the transition point. In the process, all fitting values are assigned with uniform abscissa values. Therefore, we calculate the maximum difference between adjacent values and the corresponding position in the entire sequence. And these two values are assigned to parameters k and b , respectively. This allows us to obtain suitable initial parameters and avoid getting trapped in local optima or saddle points during function fitting. Formally, given the L -length input sequence \tilde{p} , we initialize parameters k and b as follows:

$$di = [\tilde{p}_{i+1} - \tilde{p}_i]_{i \in \{1, \dots, L-1\}},$$

$$\begin{aligned}
k, b &= \max(\text{Abs}(di)), \arg \max(\text{Abs}(di)), \\
k &= k \times \text{Sign}(di[b]), \\
b &= -(b - \lfloor L/2 \rfloor + 0.5),
\end{aligned}$$

where $\text{Abs}(\cdot)$ and $\text{Sign}(\cdot)$ denote the absolute value function and sign function respectively. di is the difference vector. After proper initialization, as Figure 6(b) shows, we can obtain more accurate fitting results to reduce the probability of mislabeling. We also show some other cases (Figure 6(c)(d)) for the fitting results to verify the effectiveness of the fitting process we propose.

C Hyperparameter Analysis

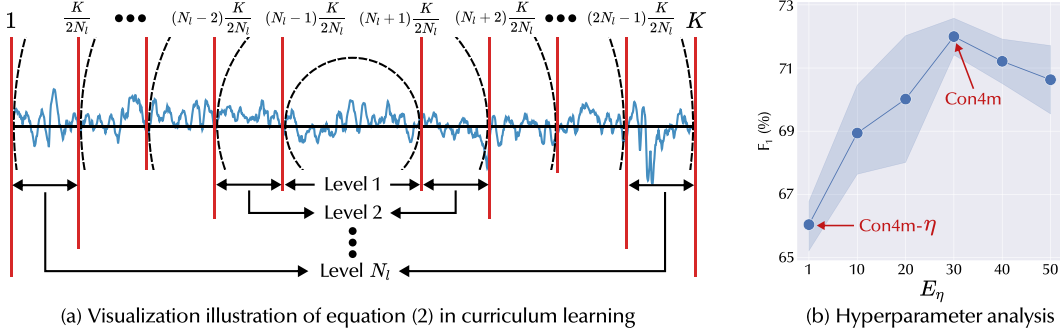


Figure 7: Visualization of data division in curriculum learning and hyperparameter analysis of E_η .

The dynamic weighting factor η is introduced to progressively update the labels, preventing the model from overly relying on its own predicted labels too early. To validate the utility of η and determine an appropriate linear growth epoch E_η , we conduct the hyperparameter search experiment on SEEG data. As shown in Figure 7(b), with smaller E_η (corresponding to a higher growth rate), there is a significant improvement in model performance. This aligns with our motivation that during the early stage of model training, the primary objective is to better fit the original labels. At this stage, the model’s own predictions are unreliable. If the predicted results are used as training labels too early in subsequent epochs, the model would be adversely affected by its own unreliability. On the other hand, excessively large E_η leads to a slower rate of label updates, making it more challenging for the model to timely harmonize inconsistent labels. Nonetheless, considering the impact of variance, the model exhibits robustness to slightly larger E_η . In this work, we uniformly use $E_\eta = 30$ as the default value.

D Details of Datasets

fNIRS. All signals are sampled at a frequency of 5.2Hz. At each time step, they record 8 real-valued measurements, with each measurement corresponding to 2 concentration changes (oxyhemoglobin and deoxyhemoglobin), 2 types of optical data (intensity and phase), and 2 spatial positions on the forehead. Each measurement unit is a micromolar concentration change per liter of tissue (for oxy-/deoxyhemoglobin). They label each part of the active experiment with one of four possible levels of n -back working memory intensity (0-back, 1-back, 2-back, or 3-back). More specifically, in an n -back task, the subject receives 40 numbers in sequence. If a number matches the number n steps back, the subject is required to respond accordingly. There are 16 rounds of tasks, with a 20-second break between each task. Following Huang et al. [27], we only apply classification tasks for 0-back and 2-back tasks in our work. Therefore, we only extract sequences for 0-back and 2-back tasks and concatenate them in chronological order.

Sleep. The Sleep-EDF database records PolySomnoGraphic sleep data from 197 subjects, including EEG, EOG, chin EMG, and event markers. Some data also includes respiration and temperature-related signals. The database contains two studies: the Sleep Cassette study and the Sleep Telemetry study. The former records approximately 40 hours of sleep from two consecutive nights, while the latter records around 18 hours of sleep. Well-trained technicians manually score the corresponding sleep graphs according to the Rechtschaffen and Kales manual. The data is labeled in intervals of 30

seconds, with each interval being marked as one of the eight possible stages: W, R, 1, 2, 3, 4, M, or ?. In our work, we utilize only the data from the Sleep Cassette study, and retain only the signals from the EEG Fpz-Cz channel and EOG horizontal channel. The EEG and EOG signals were sampled at a frequency of 100Hz. Following Kemp et al. [33], we remove the labels for stages ? and M from the data, and merge stages 3 and 4, resulting in a 5-classification task.

SEEG. The private SEEG data records brain signals indicative of suspected pathological tissue within the brains of seizure patients. They are anonymously collected from a top hospital we cooperate with. For a patient suffering from epilepsy, 4 to 11 invasive electrodes with 52 to 153 channels are used for recording signals. In total, we have collected 847 hours of SEEG signals with a high frequency (1,000Hz or 2,000Hz) and a total capacity of 1.2TB. Professional neurosurgeons help us label the seizure segments for each channel. Before sampling for the database, we remove the bad channels marked by neurosurgeons. Then we uniformly downsample the data to 250Hz and use a low-pass filter to process the data with a cutoff frequency of 30Hz. Finally, we normalize and sample the intervals for each channel respectively.

E Implementation Details of Baselines

- **SREA** [8]: This time series classification model with noisy labels jointly trains a classifier and an autoencoder with shared embedding representations. It gradually corrects the mislabelled data samples during training in a self-supervised fashion. We use the default model architecture from the source code provided by the author (<https://github.com/Castel44/SREA>).
- **Scale-teaching** [43]: This work designs a fine-to-coarse cross-scale fusion mechanism for learning discriminative patterns by utilizing time series at different scales to train multiple DNNs simultaneously. It uses well-learned multi-scale time series embeddings for noise label correction at sample feature levels. We modify the code to match our datasets based on the code provided by the author (<https://github.com/qianlima-lab/Scale-teaching>).
- **SIGUA** [24]: This model adopts gradient descent on good data as usual, and learning-rate-reduced gradient ascent on bad data, thereby trying to reduce the effect of noisy labels. We modify the network for time series data based on the open source code provided by SREA, using the code from the author (<https://github.com/bhanML/SIGUA>).
- **UNICON** [32]: UNICON introduces a Jensen-Shannon divergence-based uniform selection mechanism and uses contrastive learning to further combat the memorization of noisy labels. We modify the model for time series data according to the code provided by the author (<https://github.com/nazmul-karim170/UNICON-Noisy-Label>).
- **Sel-CL** [39]: Selective-Supervised Contrastive Learning (Sel-CL) is a latest baseline model in the field of computer vision. It selects confident pairs out of noisy ones for supervised contrastive learning (Sup-CL) without knowing noise rates. We modify the code for time series data, based on the source code provided by the author (<https://github.com/ShikunLi/Sel-CL>).
- **MiniRocket** [12]: Rocket [11] achieves state-of-the-art accuracy for time series classification by transforming input time series using random convolutional kernels, and using the transformed features to train a linear classifier. MiniRocket is a variant of Rocket that improves processing time, while offering essentially the same accuracy. We use the code interface from the sktime package (<https://github.com/sktime/sktime>).
- **TimesNet** [60]: This model focuses on temporal variation modeling. With TimesBlock, it can discover the multi-periodicity adaptively and extract the complex temporal variations from transformed 2D tensors by a parameter-efficient inception block. We use the code from the TSlib package (<https://github.com/thuml/Time-Series-Library>).
- **PatchTST** [47]: This is a self-supervised representation learning framework for multivariate time series by segmenting time series into subseries level patches, which are served as input tokens to Transformer with channel-independence. We modify the code to achieve classification for each patch, based on the source code from the Time Series Library (TSlib) package (<https://github.com/thuml/Time-Series-Library>).
- **MS-TCN2** [38]: This work proposes two multi-stage architectures for the temporal action segmentation task. While the first stage generates an initial prediction, this prediction is iteratively refined by the higher stages. Instead of the commonly used temporal pooling, they use dilated convolutions

to increase the temporal receptive field. We modify the code for time series data, based on the source code provided by the author (<https://github.com/sj-li/MS-TCN2>).

- **ASFormer** [64]: ASFormer is a Transformer-based model for action segmentation tasks. It explicitly brings in the inductive priors of local connectivity and applies a pre-defined hierarchical representation pattern to handle long input sequences. The decoder is also carefully designed to refine the initial prediction from the encoder. We modify the code for time series data, based on the source code provided by the author (<https://github.com/ChinaYi/ASFormer>).
- **DiffAct** [41]: In this work, action predictions are iteratively generated from random noise with input video features as conditions. It also devises a unified masking strategy for the conditioning inputs to enhance the modeling of striking characteristics of human actions. We modify the code for time series data, based on the source code provided by the author (<https://github.com/Finspire13/DiffAct>).

F Implementation Details of *Con4m*

The non-linear encoder g_{enc} used in *Con4m* is composed of three 1-D convolution layers. The number of kernels vary across different data and you can find corresponding parameters in the default config file of our source code. We construct the Con-Transformer based on the public codes implemented by HuggingFace¹. We set $d=128$ and the dimension of intermediate representations in FFN module as 256 for all experiments. The number of heads and dropout rate are set as 8 and 0.1 respectively. Since we observe that one-layer Con-Attention can fit the data well, we do not stack more layers to avoid overfitting. Note that *Con4m* consists of two Con-Transformers and we use two Con-Attention layers. The model is optimized using Adam optimizer [34] with a learning rate of $1e-3$ and weight decay of $1e-4$, and the batch size is set as 64. We build our model using PyTorch 2.0.0 [48] with CUDA 11.8. And the model is trained on a workstation (Ubuntu system 20.04.5) with 2 CPUs (AMD EPYC 7H12 64-Core Processor) and 8 GPUs (NVIDIA GeForce RTX 3090). You can find more technical details in our source code attached in the supplementary materials.

G Full Results

The full results of the label disturbance experiment are listed in Table 4, 5 and 6. For fNIRS, we first divide the data into 4 groups by subjects and follow the 2 training-1 validation-1 testing (2-1-1) setting to conduct cross-validation experiments. Therefore, there are $C_4^2 \times C_2^1 = 12$ experiments in total. Similarly, we divide the Sleep data into 3 groups and follow the 1-1-1 experimental setting. Therefore, we carry out $C_3^1 \times C_2^1 = 6$ experiments. For SEEG data, we follow the same setting as fNIRS. Notice that for SEEG data, inconsistent labels already exist in the raw data. We obtain a high-quality testing group by using a majority voting procedure to determine the boundaries. Then we leave the testing group aside and only change the validation group to report the mean value of $C_3^2 = 3$ experiments. All the experimental results are listed in lexicographical order according to the group name composition. We also report the mean value and standard derivation of all experiments. Specifically, we use the STDEVA to estimate standard deviation based on a sample of data.

H Case Study

As shown in Figure 8, we present four cases to compare and demonstrate the differences between our proposed *Con4m* and other baselines. The first two cases involve transitions from a seizure state of label 1 to a normal state of label 0. The third case consists of entirely normal segments, while the fourth case comprises entirely seizure segments. As illustrated in the figure, *Con4m* exhibits more coherent narratives by constraining the predictions to align with the contextual information of the data. Moreover, it demonstrates improved accuracy in identifying the boundaries of transition states. In contrast, other baselines exhibit fragmented and erroneous predictions along the time segments. This verifies that *Con4m* can achieve clearer recognition of boundaries, and it can also make better predictions on the consecutive time segments belonging to the same class.

¹https://github.com/huggingface/transformers/blob/v4.25.1/src/transformers/models/bert/modeling_bert.py

r%	Exp	TAS			TSC			NLL			TSC&NLL		
		MS-TCN2	AS Former	DiffAct	Mini Rocket	Times Net	Patch TST	SI-GUA	UNI-CON	Sel-CL	SREA	Scale-T	Con4m
0	1	68.61	<u>69.76</u>	71.11	61.37	60.73	<i>51.07</i>	64.75	63.85	63.95	69.13	66.07	68.55
	2	70.50	<u>71.85</u>	68.62	62.45	68.25	<i>48.21</i>	67.55	57.17	65.49	70.29	74.26	71.64
	3	70.21	<u>70.08</u>	71.42	60.96	66.38	<i>54.23</i>	65.56	61.71	61.44	67.14	68.99	<u>70.51</u>
	4	71.89	73.38	72.25	62.24	69.73	<i>55.07</i>	68.83	60.74	63.23	70.23	71.64	<u>72.65</u>
	5	71.87	<u>72.91</u>	72.80	61.35	66.46	57.11	67.96	<i>54.87</i>	63.21	70.13	75.85	68.55
	6	72.53	73.12	71.29	61.79	69.58	<i>57.22</i>	70.12	58.96	64.66	69.66	70.50	<u>72.99</u>
	7	69.08	68.08	70.77	60.11	62.64	<i>50.46</i>	64.03	62.54	60.13	70.55	62.42	<u>70.63</u>
	8	72.29	<u>72.44</u>	72.13	62.90	69.57	<i>49.75</i>	69.15	63.05	65.31	70.90	66.81	73.36
	9	<u>72.52</u>	<u>72.22</u>	69.47	58.78	67.23	<i>48.86</i>	68.41	66.77	63.45	70.29	71.88	72.60
	10	74.48	70.20	<u>73.02</u>	60.75	71.17	<i>55.63</i>	68.24	59.40	65.47	71.59	70.60	69.38
	11	70.71	<u>71.23</u>	70.09	60.71	66.64	<i>48.51</i>	65.95	57.84	65.24	69.17	76.77	69.42
	12	73.08	<u>75.02</u>	70.81	61.93	71.30	<i>45.40</i>	67.89	66.88	64.70	72.17	68.95	75.14
	Avg		<u>71.48</u>	71.69	71.15	61.28	67.47	<i>51.79</i>	67.37	61.15	63.86	70.10	70.40
Std		1.70	1.91	1.32	1.13	3.23	3.91	1.87	3.72	1.69	<u>1.28</u>	<i>4.14</i>	2.11
20	1	67.10	<u>70.19</u>	72.07	59.22	62.74	<i>49.81</i>	61.42	64.38	60.91	68.32	65.55	69.48
	2	<u>71.26</u>	70.42	69.61	60.10	67.31	<i>58.02</i>	63.38	63.30	64.00	70.40	68.36	72.94
	3	72.18	<u>66.46</u>	71.39	59.52	60.19	<i>54.99</i>	64.27	<i>51.67</i>	57.25	70.16	64.44	<u>72.06</u>
	4	71.19	<u>71.74</u>	71.53	63.15	66.04	62.28	67.91	62.23	<i>61.45</i>	69.78	66.18	73.56
	5	<u>71.85</u>	72.38	69.18	62.04	67.66	<i>55.29</i>	66.07	56.26	64.22	68.45	66.59	71.41
	6	<u>72.03</u>	<u>69.99</u>	69.93	61.58	68.32	<i>57.22</i>	67.09	62.59	65.45	70.34	68.71	72.08
	7	<u>69.94</u>	66.99	68.32	59.15	59.02	53.13	60.97	<i>49.65</i>	59.18	67.69	71.55	62.68
	8	69.19	<u>72.09</u>	64.24	60.33	66.27	<i>56.57</i>	63.72	66.42	63.28	70.85	75.03	71.59
	9	74.44	<u>72.21</u>	69.70	59.41	66.73	<i>52.13</i>	67.11	62.28	61.54	68.15	66.94	71.84
	10	<u>72.15</u>	72.79	69.91	60.77	69.07	<i>56.96</i>	68.27	59.87	65.18	71.29	64.83	71.72
	11	66.50	73.26	68.58	58.87	65.17	<i>49.62</i>	64.83	63.95	63.32	69.48	68.88	<u>72.08</u>
	12	74.10	70.41	72.16	60.79	66.22	<i>58.49</i>	67.87	62.81	63.62	70.93	69.65	<u>73.76</u>
	Avg		<u>70.99</u>	70.75	69.72	60.41	65.39	<i>55.38</i>	65.24	60.45	62.45	69.65	68.06
Std		2.45	2.17	2.16	<u>1.32</u>	3.15	3.71	2.53	5.22	2.46	1.22	3.03	2.92
40	1	<u>68.74</u>	65.53	65.47	57.21	62.93	<i>51.39</i>	60.63	52.63	61.98	69.37	62.03	65.90
	2	67.96	<u>70.88</u>	64.39	58.85	62.10	<i>50.27</i>	59.84	<i>45.74</i>	62.50	69.43	68.10	71.91
	3	68.25	68.40	68.79	58.30	60.06	<i>44.09</i>	65.00	54.70	59.58	<u>69.12</u>	64.79	71.05
	4	<u>70.76</u>	71.54	66.20	59.23	68.56	<i>58.48</i>	67.18	63.46	64.25	68.84	66.90	70.68
	5	72.62	66.59	64.44	57.05	59.96	<i>54.44</i>	64.60	63.00	58.31	68.49	67.67	71.55
	6	71.36	<u>72.64</u>	61.00	58.43	66.76	<i>53.18</i>	64.20	59.95	61.72	69.85	68.12	72.75
	7	67.31	67.94	<u>68.49</u>	56.25	60.06	<i>49.93</i>	61.58	52.33	60.33	69.19	59.47	66.69
	8	66.67	66.67	65.84	58.26	68.32	<i>53.20</i>	67.27	60.76	63.91	70.49	68.52	68.50
	9	66.59	67.74	66.30	56.95	63.86	61.90	61.80	65.20	62.82	<u>68.42</u>	67.82	69.88
	10	<u>69.56</u>	66.67	65.55	55.78	62.01	<i>49.37</i>	63.19	55.84	61.04	70.16	66.68	69.00
	11	<u>71.66</u>	72.80	62.43	58.34	62.78	<i>57.77</i>	62.12	57.92	61.68	68.36	68.64	70.59
	12	71.32	72.74	66.53	59.81	63.96	<i>48.00</i>	64.21	56.73	62.93	71.05	69.38	<u>72.02</u>
	Avg		<u>69.40</u>	69.18	65.45	57.87	63.45	<i>52.67</i>	63.47	57.35	61.75	<u>69.40</u>	66.51
Std		2.10	2.75	2.22	<u>1.22</u>	3.03	4.95	2.38	5.57	1.74	0.85	2.98	2.14

Table 4: Full results of the label disturbance experiment on fNIRS data. The **best results** are in bold and we underline the second best results. The *worst* results are denoted in italics.

$r\%$	Exp	TAS			TSC			NLL			TSC&NLL		
		MS-TCN2	AS Former	DiffAct	Mini Rocket	Times Net	Patch TST	SI-GUA	UNI-CON	Sel-CL	SREA	Scale-T	Con4m
0	1	59.46	55.89	51.79	62.16	58.73	58.42	54.79	62.41	<u>63.49</u>	48.95	63.05	68.80
	2	59.47	58.37	39.55	61.14	59.72	58.60	52.69	62.49	<u>62.87</u>	46.93	62.70	67.63
	3	60.72	59.60	52.65	62.74	60.76	59.44	56.19	62.62	<u>65.47</u>	49.38	64.91	69.29
	4	61.41	58.65	47.42	61.64	58.23	59.22	53.51	61.01	62.88	48.55	<u>62.94</u>	66.66
	5	57.26	58.17	50.62	62.20	60.80	57.45	54.36	62.89	<u>63.82</u>	48.82	<u>63.07</u>	66.61
	6	62.12	<u>63.86</u>	52.68	62.10	58.76	57.25	54.12	62.11	62.37	50.24	62.61	69.11
	Avg	60.07	59.09	49.12	62.00	59.50	58.40	54.28	62.26	<u>63.48</u>	48.81	63.21	68.02
Std	1.73	2.64	5.08	0.55	1.10	0.90	1.19	<u>0.66</u>	1.10	1.09	0.85	1.22	
20	1	59.81	57.52	37.81	61.86	58.07	56.82	53.73	62.75	64.41	49.80	62.29	67.07
	2	58.06	51.43	48.61	61.51	57.44	55.50	51.04	62.68	<u>63.58</u>	47.56	<u>63.78</u>	64.25
	3	61.31	55.38	42.49	62.35	56.10	57.03	54.51	61.44	<u>64.58</u>	49.30	64.28	68.50
	4	56.09	57.82	44.68	61.61	57.23	56.77	53.12	59.39	62.33	47.65	<u>63.43</u>	65.25
	5	59.07	55.79	42.49	61.75	58.99	54.78	52.83	61.92	63.28	48.18	<u>63.82</u>	65.90
	6	59.85	55.21	43.84	61.43	58.47	56.05	53.18	61.60	62.51	50.28	<u>62.81</u>	66.86
	Avg	59.03	55.52	43.32	61.75	57.72	56.16	53.07	61.63	<u>63.45</u>	48.80	63.40	66.31
Std	1.79	2.29	3.52	0.33	1.02	0.89	1.16	1.22	0.94	1.16	<u>0.73</u>	1.50	
40	1	56.51	56.67	37.69	58.62	57.20	55.98	52.10	58.17	<u>61.54</u>	47.23	61.15	65.38
	2	54.02	54.82	38.80	57.96	55.26	52.60	50.08	58.12	<u>61.64</u>	44.56	60.65	64.27
	3	56.53	51.22	36.93	59.18	55.30	52.12	53.85	59.63	<u>63.27</u>	47.98	62.10	65.36
	4	55.76	56.15	39.68	58.68	54.36	54.31	52.21	57.58	<u>61.59</u>	45.53	61.09	65.69
	5	57.14	52.19	41.95	57.47	56.80	50.80	49.48	57.16	<u>61.28</u>	44.03	60.53	61.82
	6	57.06	52.31	38.13	58.36	55.44	52.50	50.18	59.40	<u>61.01</u>	45.00	59.08	63.33
	Avg	56.17	53.89	38.86	58.38	55.73	53.05	51.32	58.34	<u>61.72</u>	45.72	60.77	64.31
Std	1.16	2.29	1.78	0.60	1.06	1.82	1.68	0.99	<u>0.79</u>	1.56	0.99	1.51	

Table 5: Full results of the label disturbance experiment on **Sleep** data. The **best results** are in bold and we underline the second best results. The *worst* results are denoted in italics.

$r\%$	Exp	TAS			TSC			NLL			TSC&NLL		
		MS-TCN2	AS Former	DiffAct	Mini Rocket	Times Net	Patch TST	SI-GUA	UNI-CON	Sel-CL	SREA	Scale-T	Con4m
-	1	65.86	51.41	64.82	62.11	<i>50.25</i>	58.51	52.09	60.64	62.57	53.09	66.80	72.26
	2	63.74	59.68	60.63	61.12	<i>50.55</i>	60.60	52.27	64.43	51.65	57.57	<u>66.85</u>	73.21
	3	56.03	59.04	56.41	63.92	<i>52.17</i>	56.22	55.21	56.51	67.27	54.99	<u>69.28</u>	70.52
	Avg	61.88	56.71	60.62	62.39	<i>50.99</i>	58.45	53.19	60.53	60.50	55.21	<u>67.64</u>	72.00
Std	5.17	4.60	4.21	1.42	1.03	2.19	1.75	3.96	8.01	2.25	1.42	<u>1.36</u>	

Table 6: Full results of the label disturbance experiment on **SEEG** data. The **best results** are in bold and we underline the second best results. The *worst* results are denoted in italics.

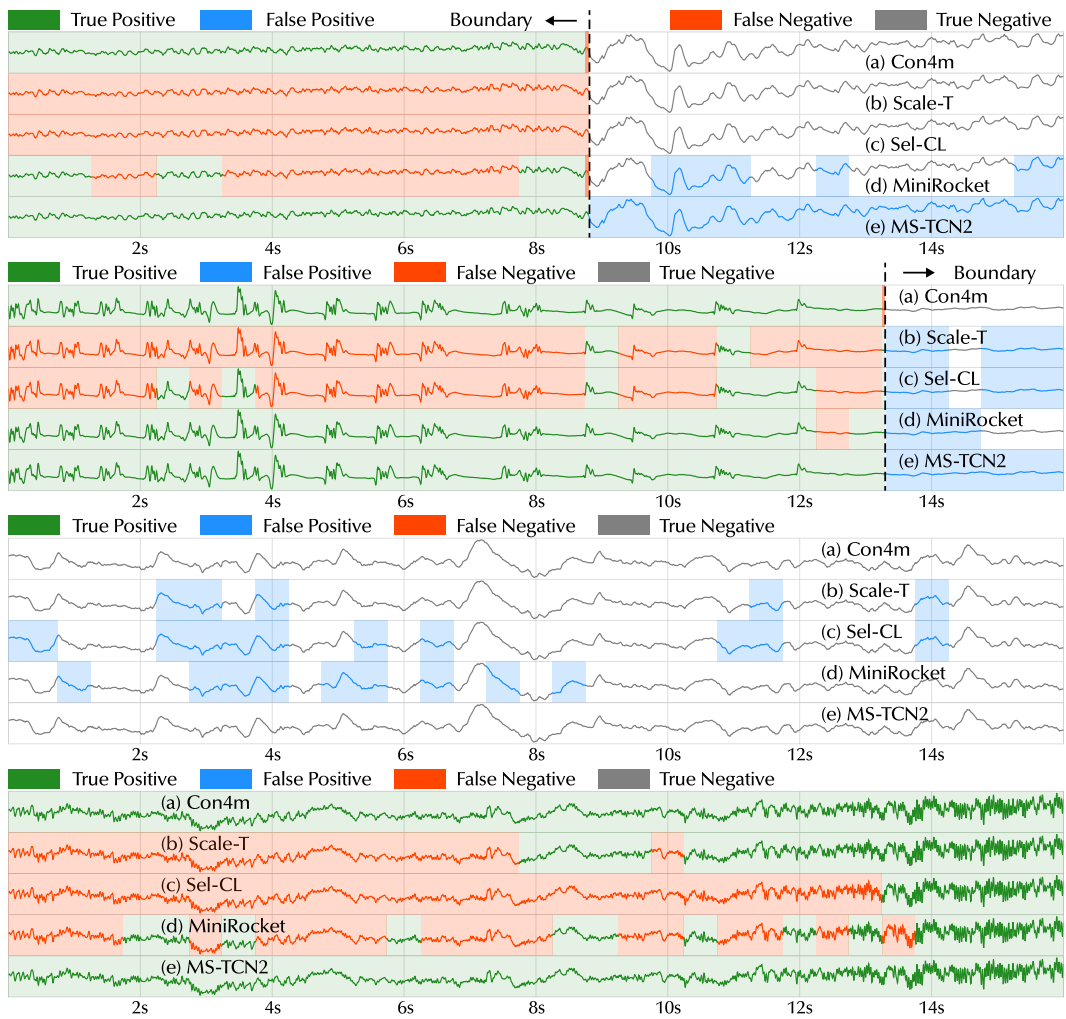


Figure 8: More cases for continuous time intervals in SEEG testing set.