
Using Multimodal Foundation Models and Clustering for Improved Style Ambiguity Loss

James Baker

*Department of Computer Science
University of Maryland, Baltimore County*

jlbaker361@gmail.com

Abstract

Teaching text-to-image models to be creative involves using style ambiguity loss, which requires a pretrained classifier. In this work, we explore a new form of the style ambiguity training objective, used to approximate creativity, that does not require training a classifier or even a labeled dataset. We then train a diffusion model to maximize style ambiguity to imbue the diffusion model with creativity and find our new methods improve upon the traditional method, based on automated metrics for human judgment, while still maintaining creativity and novelty.

1 Introduction

With every new invention comes a new wave of possibilities. Humans have been making pictures since before recorded history, so its only natural that there would be interest in computational image generation. Artificially generating photographs that are indistinguishable from real ones has become so easy and effective that there is even concern over "deepfakes" being used for propaganda or illicit purposes (Pawelec, 2022). On the other hand, generating images that look like art is a slightly different problem. The exact mathematical properties of what constitutes "quality" art is not as easy to quantify as other tasks, like classification accuracy, prediction error or whether a question was answered correctly. While machines can very easily be trained to mimic a dataset, humans like to be surprised by novelty, without feeling like they are being exposed to total randomness. A breakthrough was the invention of the Creative Adversarial Network (Elgammal et al., 2017), which used a style ambiguity loss to train a network to generate images that could not be classified as belonging to a particular style. However, GANs have largely been superseded by diffusion models (Luo, 2022), due to their far better results. Additionally, the style ambiguity loss requires a pretrained classifier. Every set of styles or concepts requires training a classifier before even training a model to generate images. Furthermore, training a classifier requires that the dataset be labeled correctly, and manually labeling a dataset is often even more expensive and time-consuming than training a model. To circumvent these issues, we propose using a classifier that does not require any additional training and can be easily applied to any dataset, labeled or unlabeled. Our contributions are as follows:

- We applied creative style ambiguity loss to diffusion models, which are easier to train and produce higher-quality images than GANs.
- We developed versatile CLIP-based and K-Means-based creative style ambiguity losses that do not require training a separate GAN-based style classifier.
- Empirically, we find our new creative style ambiguity loss can be used to tune a diffusion model to generate samples that are higher quality than the generated samples of a diffusion model trained with the pre-existing GAN-based style ambiguity loss

2 Related Work

2.1 Creativity

Creativity has been hard to define and quantify. Creative work has been formulated as work having novelty, in that it differs from other similar objects, and also utility, in that it still performs a function (Cropley, 2006). For example, a Corinthian column has elaborate, interesting, unexpected adornments (novelty) but still holds up a building (utility). A distinction can also be made between "P-creativity", where the work is novel to the creator, and "H-creativity" where the work is novel to everyone (Boden, 1990). Computational techniques to be creative include using genetic algorithms (DiPaola & Gabora, 2008), reconstructing artifacts from novel collections of attributes (Iqbal et al., 2016), and most relevantly to this work, using Generative Adversarial Networks (Elgammal et al., 2017) with a style ambiguity loss.

2.2 Computational Art

One of the first algorithmic approaches dates back to the 1970s with the now primitive AARON (McCorduck, 1991), which was initially only capable of drawing black and white sketches. Generative Adversarial Networks (Goodfellow et al., 2014), or GANs, were some of the first models to be able to create complex, photorealistic images and seemed to have potential to be able to make art. Despite many problems with GANs, such as mode collapse and unstable training (Saxena & Cao, 2023), GANs and further improvements (Arjovsky et al., 2017; Karras et al., 2019; 2018) were state of the art until the introduction of diffusion Sohl-Dickstein et al. (2015). Diffusion models such as IMAGEN (Saharia et al., 2022) and DALLE-3 (Betker et al.) have attained widespread commercial success (and controversy) due to their widespread adoption.

2.3 Reinforcement Learning

Reinforcement learning (RL) is a method of training a model by having it take actions that generate a reward signal and change the environment, thus changing the impact and availability of future actions Qiang & Zhongli (2011). RL has been used for tasks as diverse as playing board games (Silver et al., 2017), protein design (Lutz et al., 2023), self-driving vehicles (Kiran et al., 2021) and quantitative finance (Sahu et al., 2023). Policy-gradient RL (Sutton et al., 1999) optimizes a policy π that chooses which action to take at any given timestep, as opposed to value-based methods that may use a heuristic to determine the optimal choice. Examples of policy gradient methods include Soft Actor Critic (Haarnoja et al., 2018), Deep Deterministic Policy Gradient (Lillicrap et al., 2019) and Trust Region Policy Optimization (Schulman et al., 2017a).

3 Method

3.1 Model

3.1.1 Creative Adversarial Network

A Generative Adversarial Network, or GAN (Goodfellow et al., 2014), consists of two models, a generator and a discriminator. The generator generates samples from noise, and the discriminator detects if the samples are drawn from the real data or generated. During training, the generator is trained to trick the discriminator into classifying generated images as real, and the discriminator is trained to classify images correctly. Given a generator $G : \mathbb{R}^{noise} \rightarrow \mathbb{R}^{h \times w \times 3}$, a discriminator $D : \mathbb{R}^{h \times w \times 3} \rightarrow [0, 1]$ real images $x \in \mathbb{R}^{h \times w \times 3}$, and noise $\mathcal{Z} \in \mathbb{R}^{noise}$, the objective is:

$$\min_G \max_D \mathbb{E}_x [\log(D(x))] + \mathbb{E}_{\mathcal{Z}} [\log(1 - D(G(\mathcal{Z})))]$$

At inference time, the generator is used to generate realistic samples. Elgammal et al. (2017) introduced the Creative Adversarial Network, or CAN, which was a DCGAN (Radford et al., 2016) where the discriminator was also trained to classify real samples, minimizing the style classification loss. Given N classes of image (such as ukiyo-e, baroque, impressionism, etc.), the classification modules of the Discriminator

$D_C : \mathbb{R}^{h \times w \times 3} \rightarrow \mathbb{R}^N$ that returns a probability distribution over the N_s style classes for an image and the real labels $\ell \in \mathbb{R}^N$, the style classification loss was:

$$L_{SL} = \mathbb{E}_{x, \ell}[\mathbf{CE}(D_C(x), \ell)]$$

Where \mathbf{CE} is the cross entropy function.

The generator was also trained to generate samples that could not be easily classified as belonging to one class. This stylistic ambiguity is a proxy for creativity or novelty. Given a vector $U \in \mathbb{R}^N$, where each entry $u_1, u_2, \dots, u_N = \frac{1}{N}$, and some classifier $C : \mathbb{R}^{h \times w \times 3} \rightarrow \mathbb{R}^N$ the style ambiguity loss is:

$$L_{SA} = \mathbb{E}_{\mathcal{Z}}[\mathbf{CE}(C(G(\mathcal{Z})), U)]$$

The discriminator was additionally trained to minimize L_{SL} and the generator was additionally trained to minimize L_{SA} . In the original work, the authors set $C = D_C$. For our work, we will be combining the Wasserstein and CAN methods. We used the following loss functions:

$$L_{disc} = \mathbb{E}_x[\log(D(x))] + \mathbb{E}_{\mathcal{Z}}[\log(1 - D(G(\mathcal{Z})))] + L_{SL}$$

$$L_{gen} = -\mathbb{E}_x[\log(D(x))] - \mathbb{E}_{\mathcal{Z}}[\log(1 - D(G(\mathcal{Z})))] + L_{SA}$$

3.1.2 Diffusion

A diffusion model aims to learn to iteratively remove the noise from a corrupted sample to restore the original. Starting with x_0 , the forward process q iteratively adds Gaussian noise to produce the noised version x_T , using a noise schedule $\beta_1 \dots \beta_T$, which can be learned or manually set as a hyperparameter:

$$q(x_{1:T}|x_0) = \prod_{t=1}^T q(x_t|x_{t-1})$$

$$q(x_t|x_{t-1}) = \mathcal{N}(x_t; \sqrt{1 - \beta_t}x_{t-1}, \beta_t \mathbf{I})$$

More importantly, we also want to model the reverse process p , that turns a noisy sample x_T back into x_0 , conditioned on some context c . As x_T is the fully noised version, $p(x_T|c) = \mathcal{N}(x_T; \mathbf{0}, \mathbf{I})$

$$p_{\theta}(x_{0:T}|c) = p(x_T|c) \prod_{t=1}^T p_{\theta}(x_{t-1}|x_t, c)$$

$$p_{\theta}(x_{t-1}|x_t, c) = \mathcal{N}(x_{t-1}; \mu_{\theta}(x_t, t, c), \Sigma_{\theta}(x_t, t, c))$$

We train Σ_{θ} and μ_{θ} via optimizing the variational lower bound of the negative likelihood of the data:

$$\mathbb{E}[-\log p_{\theta}(x_0)] \leq \mathbb{E}\left[-\log \frac{p_{\theta}(x_{0:T}|c)}{q(x_{1:T}|x_0)}\right] = L$$

As shown by Ho et al. (2020), this is equivalent to estimating the noise at each step using a model ϵ_{θ} . So the loss to be optimized is:

$$L = \mathbb{E}_{x, \epsilon \sim \mathcal{N}(0,1), t} \|\epsilon - \epsilon_{\theta}(x_t, t)\|_2^2$$

Once the model has been trained, the reverse process, aka inference, to generate a sample from noise $x_T \sim \mathcal{N}(0, 1)$ can be done iteratively by finding x_{t-1} given $x_t, \alpha_t = 1 - \beta_t, \bar{\alpha}_t = \prod_s^t \alpha_s, \mathcal{Z} \sim \mathcal{N}(0, 1)$ and $\sigma_t^2 = \beta_t$ or $\sigma_t^2 = \frac{1 - \alpha_{t-1}}{1 - \alpha_t} \beta_t$:

$$x_{t-1} = \frac{1}{\sqrt{\alpha_t}} \left(x_t - \frac{1 - \alpha_t}{\sqrt{1 - \bar{\alpha}_t}} \epsilon_{\theta}(x_t, t) \right) + \sigma_t \mathcal{Z}$$

According to Ho et al. (2020), both versions of σ_t had similar results. In our case, we used $\sigma_t^2 = \frac{1 - \alpha_{t-1}}{1 - \alpha_t} \beta_t$.

A Variational Autoencoder (Kingma & Welling, 2022) consists of an encoder $\mathcal{E} : \mathbb{R}^{h \times w \times 3} \rightarrow \mathbb{R}^{h_z \times w_z \times c_z}$ to map an image into a lower-dimensional latent space, and a decoder $\mathcal{D} : \mathbb{R}^{h_z \times w_z \times c_z} \rightarrow \mathbb{R}^{h \times w \times 3}$ to reverse this process. Rombach et al. (2022) performs diffusion but uses the latent representation of images $z_0 = \mathcal{E}(x_0)$:

$$L = \mathbb{E}_{x, \epsilon \sim \mathcal{N}(0, \mathbf{I}), t} \|\epsilon - \epsilon_\theta(z_t, t)\|_2^2$$

This method, which we employed in this work, is known as stable diffusion. The encoding and decoding between the image dimensions and the latent dimensions is often implicit, and for the rest of the paper we will use x_t not z_t , as is common in the literature.

3.1.3 Markov Decision Processes

A Markov Decision Process (Bellman, 1957) is defined as a tuple (S, A, p_0, P, R) that models the actions of an agent in some environment with discrete time-steps.

S is the state space, the set of states the environment can be in.

A is the set of actions that the agent can take.

p_0 is the initial distributions of states $s \in S$ when $t = 0$.

$P_a(s, s')$ is the probability of transitioning from state s at time t to s' at $t + 1$ when the agent has taken action $a \in A$.

The reward function $R(s_t, a_t)$ returns a reward a time t given the action a_t the agent takes and the state of the environment s_t .

The agents actions are determined by the policy $\pi(a|s)$ that maps actions to states. The series of state-action pairs for each timestep is called a trajectory $\tau = (s_0, a_0, \dots, s_T, a_T)$. Using policy-gradient as opposed to value-based RL, we train π by maximizing the reward R over the trajectories sampled from the policy:

$$\mathcal{J}_{RL}(\pi) = \mathbb{E}_{\tau \sim p(\tau|\pi)} \left[\sum_{t=0}^T R(s_t, a_t) \right]$$

3.1.4 Denoising Diffusion Proximal Optimisation

Introduced by Black et al. (2023), Denoising Diffusion Proximal Optimisation, or DDPO, represents the Diffusion Process as a Markov Decision Process. A similar method was also pursued by Fan et al. (2023).

$$a_t \triangleq x_{t-1}$$

$$s_t \triangleq (c, t, x_t)$$

$$\pi(a_t|s_t) \triangleq p_\theta(x_{t-1}|x_t, c)$$

$$p_0(s_0) \triangleq (p(c), \delta_T, \mathcal{N}(0, \mathbf{I}))$$

$$P(s_{t+1}) \triangleq (\delta_c, \delta_{t-1}, \delta_{x_{t-1}})$$

$$R(s_t, a_t) \triangleq r(x_0, c)$$

$$\mathcal{J}_{RL}(\pi) \triangleq \mathcal{J}_{DDRL}(\theta) = \mathbb{E}_{c \sim p(c), x_0 \sim p_\theta(x_0|c)} [r(x_0, c)]$$

Reinforcement learning training was then applied to a pretrained diffusion model, which in our case was Stable Diffusion 2 (Rombach et al., 2022). Following Schulman et al. (2017b), Black et al. (2023) also implemented clipping to protect the policy gradient $\nabla_\theta \mathcal{J}_{DDRL}$ from excessively large updates. We largely follow their method but use a different reward function. We fine-tune off of the pre-existing `stabilityai/stable-diffusion-2-base` checkpoint (Rombach et al., 2022) downloaded from <https://huggingface.co/stabilityai/stable-diffusion-2-base>.

3.2 Reward Function

In the original paper, the authors used four different reward functions for four different tasks. For example, they used a scorer trained on the LAION dataset (Schuhmann & Beaumont, 2022) as the reward function to improve the aesthetic quality of generated outputs. In this paper, we use the reward model based on Elgammal et al. (2017), where the model is rewarded for stylistic ambiguity. Given a generated image $x_0 \in \mathbb{R}^{h \times w \times 3}$ and a classifier $C : \mathbb{R}^{h \times w \times 3} \rightarrow \mathbb{R}^N$ we want to maximize:

$$R(x_0) = -\mathbf{CE}(C(x_0), U)$$

where \mathbf{CE} is the cross entropy.

3.3 Data

Starting with the WikiArt dataset (Saleh & Elgammal, 2015), we used 1000 images from each class, oversampling when necessary, to balance the distributions between classes, to train the CAN. To train the diffusion model, we prompted the model by concatenating a randomly selected medium prompt from (**painting of** , **picture of** , **drawing of**) to a randomly selected subject prompt (**a man, a woman, a landscape, nature, a building, an animal, shapes, an object**). An example prompt would be **picture of an animal**. With 10% probability we would set the prompt to the null string in order to train the model unconditionally as well.

3.4 Choice of Classifier

Style ambiguity loss relies on some classifier C . We are exploring four versions of this classifier.

3.4.1 DCGAN-Based Classifier

We can use the classification module of the discriminator as the classifier in the reward function, setting $C = D_C$. In the case of the CAN, D_C is trained jointly along with the generator. In the case of DDPO, we use a pretrained D_C from the CAN discriminator (which we call Diffusion DCGAN Based).

3.4.2 CLIP-Based Classifier

Given text $\in \mathbb{R}^{text}$ and an image $\in \mathbb{R}^{h \times w \times 3}$, we can use a pretrained CLIP (Radford et al., 2021) model, that can return a similarity score for each image-text pair: $CLIP : \mathbb{R}^{text} \times \mathbb{R}^{h \times w \times 3} \rightarrow \mathbb{R}$. CLIP is a multimodal foundation model trained using contrastive learning (Jaiswal et al., 2021) on a dataset of approximately 400 million text-image pairs. For each generated image x_0 , for each class name $s_i, 1 \leq i \leq N_s$, we find $CLIP(s_i, x_0)$. We can then create a vector $(CLIP(s_1, x_0), CLIP(s_2, x_0), \dots, CLIP(s_{N_s}, x_0))$ and then use softmax to normalize the vector and define the result as $C_{CLIP}(x_0)$. Formally:

$$C_{CLIP}(x_0) = \mathbf{softmax}((CLIP(s_1, x_0), CLIP(s_2, x_0), \dots, CLIP(s_{N_s}, x_0)))$$

Then we set $C = C_{CLIP}$. We discard the results of D_C when using a CLIP-Based Classifier with CAN. We used the 27 style classes in the WikArt dataset (Saleh & Elgammal, 2015) as $s_i, 1 \leq i \leq N_s$. A list of said classes can be found in Appendix A. We used the **clip-vit-large-patch14** CLIP checkpoint downloaded from <https://huggingface.co/openai/clip-vit-large-patch14>.

3.4.3 K-Means Text and Image Based Classifiers

Alternatively, when we have N_s text labels or N_I source images, we can embed the labels or images into the CLIP embedding space $\in \mathbb{R}^{768}$ and perform k-means clustering to generate k centers. Given a CLIP Embedder $E : \mathbb{R}^{h \times w \times 3} \rightarrow \mathbb{R}^{768}$ mapping images to embeddings, and the k centers c_1, c_2, \dots, c_k we can create a vector $(\frac{1}{\|E(x_0) - c_1\|}, \frac{1}{\|E(x_0) - c_2\|}, \dots, \frac{1}{\|E(x_0) - c_k\|})$ and then use softmax to normalize the vector and define the result as C_{KMEANS} . Formally:

$$C_{KMEANS}(x_0) = \mathbf{softmax}(\frac{1}{\|E(x_0) - c_1\|}, \frac{1}{\|E(x_0) - c_2\|}, \dots, \frac{1}{\|E(x_0) - c_k\|})$$

Then we set $C = C_{KMEANS}$. We used two sets of centers: one set from performing k-means clustering on the WikiArt images, which we called **K Means Image Based**, and one set from clustering the names of the 27 style classes, which we call **K Means Text Based**.

4 Results

We generated all images with width and height = 512. The authors used width and height = 256 in the original CAN paper. However, given that larger, more detailed images are preferred by most people, we thought it more relevant to focus on larger images. Refer to appendix C for results on smaller images and examples. Table 1 shows a few DDPO images with the prompts used to generate them. Appendix B shows more examples generated using different prompts.

4.1 Quantitative Evaluation

We generated 100 images using the same prompts the models were trained on for each model. We used three quantitative metrics to score the models

- **AVA Score:** Consisting of CLIP+Multi-Layer Perceptron (Haykin, 2000), the AVA model was trained on the AVA dataset (Murray et al., 2016) of images and average rankings by human subjects, in order to learn to approximate human preferences given an image. We used the CLIP model weights from the **clip-vit-large-patch14** checkpoint and the Multi-Layer Perceptron weights downloaded from <https://huggingface.co/trl-lib/ddpo-aesthetic-predictor>.
- **Image Reward:** The image reward model (Xu et al., 2023) was trained to score images given their text description based on a dataset of images and human rankings. We used the **image-reward** python library found at <https://github.com/THUDM/ImageReward/tree/main>.
- **Prompt Similarity:** Given the CLIP model’s ability to embed images and text into the same space, we can measure the similarity between an image and its source prompt by finding the cosine similarity between the two CLIP embeddings. We used the **clip-vit-large-patch14** checkpoint.

Results of our experiments are shown in table 2. The best scores are bolded. There was little variance in prompt similarity. However, both K-Means-based approaches improved upon the DCGAN-based approach in terms of the two metrics for human preferences, showing that our method improves upon the past work aesthetically while also circumventing the costly training time of using a CAN or needing a labeled dataset for training the style classifier component of the CAN.

4.2 Comparison with Baseline

It is worth contrasting our trained DDPO model with the default pretrained **stabilityai/stable-diffusion-2-base** checkpoint diffusion model we are fine-tuning (Rombach et al., 2022). This allows us to better visualize the difference the DDPO training with style ambiguity loss makes. We assumed that the DDPO images might be similar to the baseline model images generated with fewer steps, so we compared DDPO Images to the baseline using 30,15, and 10 inference steps, as seen in figure 3.

In order to quantitatively compare our models to the baselines, we used the embedding of the **[CLS]** token from a vision transformer loaded from the **dino-vits16** checkpoint (Caron et al., 2021) from <https://huggingface.co/facebook/dino-vits16>, as that encodes stylistic information (Tumanyan et al., 2022; Kwon & Ye, 2023). We averaged the cosine similarity between style embeddings of each pair of images $(x, y_{30}, y_{15}, y_{10})$, where x was generated by the tuned model and y_{30}, y_{15}, y_{10} was generated by the baseline model using 30,15 and 10 inference steps respectively, using the same prompt and initial random seed. We

Prompt	CLIP Based	K Means Text	K Means Image	DCGAN
a painting of a man				
a picture of a woman				
a painting of an animal				
a painting of nature				
a drawing of a man				
a drawing of a woman				
(no prompt)				

Table 1: Example Images

did this 40 times. Average style cosine similarities between the DDPO-trained models and the baselines are shown in table 4. A lower style cosine similarity implies that the diffusion model has learned to successfully

Model	AVA Score	Image Reward	Prompt Similarity
Diffusion- CLIP Based	4.18	-1.75	0.24
Diffusion- K-Means Text Based	4.60	-1.21	0.26
Diffusion- K-Means Image Based	4.38	-0.90	0.26
Diffusion- DCGAN Based	4.26	-1.58	0.26

Table 2: Scores (Image Dim 512)




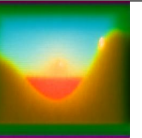





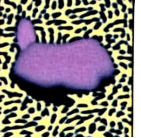











Prompt	CLIP Based	K Means Text	K Means Image	DCGAN	Baseline (30 Steps)	Baseline (15 Steps)	Baseline (10 Steps)
a painting of a landscape							
a picture of an animal							
a painting of a man							

Table 3: Example Images

"deviate" from the baseline. All diffusion models model were more similar to the 30-step baseline, which implies that the diffusion models are not just learning to generate blurrier, less precise samples, but were learning a new "style" of art.

	Baseline 30 Steps	Baseline 15 Steps	Baseline 10 Steps
Diffusion- CLIP Based	0.29	0.27	0.23
Diffusion- K-Means Text Based	0.29	0.28	0.25
Diffusion- K-Means Image Based	0.30	0.30	0.29
Diffusion- DCGAN Based	0.26	0.23	0.21

Table 4: Style Similarities

5 Conclusion

Training models with stylistic ambiguity loss teaches them to be creative. This work introduces new forms of stylistic ambiguity loss that do not require training a classifier or GAN, which can be time-consuming and unstable (Saxena & Cao, 2023). These new methods, particularly the K-Means-based approaches, scored higher than the traditional method on quantitative metrics of human judgement. Nonetheless, there are still more directions for this to go. Both the CLIP-based and K-Means Text-based style ambiguity losses require users to heuristically choose a set of styles to "deviate" from. In this work, we only used the 27 categories in the WikiArt dataset to be comparable to the original CAN paper. However, users may instead prefer a different set of styles or words, which may produce better or more interesting results. Additionally, the K-Means Image-based style ambiguity loss does not require a multimodal model like CLIP. We could have used any pretrained model to embed images into a lower-dimensional manifold, or trained a new one. Ergo, the K-means technique could be used for any medium, such as music (Elgammal, 2022; Zhang et al., 2023), new proteins (Winnifrieth et al., 2023), stories (Mori et al., 2022) and videos (Cho et al., 2024).

Broader Impact Statement

Many are concerned about the impacts of generative AI. By making art, this work infringes upon a domain once exclusive to humans. Companies have faced scrutiny for possibly using AI (Gutierrez, 2024), and many creatives, such as screenwriters and actors, have voiced concerns about whether their jobs are safe (del Barco, 2023). Nonetheless, using AI can help humans by making them more efficient, providing inspiration, and generating ideas (Fortino, 2023; Campitiello, 2023; Darling, 2022). It's also not certain how copyright protection will function for AI-generated art (Watiktinnakorn et al., 2023), given copyright law is based on the premise that creative works originate solely from human authorship. Clear, consistent policies, both at the government level and by industry and/or academic groups, will be needed to mitigate the harm and maximize the benefits for all members of society.

6 Assistance

Author Contributions

This work was done without any outside assistance or collaboration.

Acknowledgements

Rutgers Office of Advanced Research Computing kindly provided the computing infrastructure to run the experiments. A special thanks goes out to Dr. Ahmed Elgammal and Dr. Eugene White for their past advice prior to this work.

References

- Martin Arjovsky, Soumith Chintala, and Léon Bottou. Wasserstein gan, 2017.
- Richard Bellman. A markovian decision process. *Journal of Mathematics and Mechanics*, 6(5):679–684, 1957. URL <http://www.jstor.org/stable/24900506>.
- James Betker, Gabriel Goh, Li Jing, † TimBrooks, Jianfeng Wang, Linjie Li, † LongOuyang, † JuntangZhuang, † JoyceLee, † YufeiGuo, † WesamManassra, † PrafullaDhariwal, † CaseyChu, † YunxinJiao, and Aditya Ramesh. Improving image generation with better captions. URL <https://api.semanticscholar.org/CorpusID:264403242>.
- Kevin Black, Michael Janner, Yilun Du, Ilya Kostrikov, and Sergey Levine. Training diffusion models with reinforcement learning, 2023.
- Margaret Boden. *The Creative Mind*. Abacus, 1990.

-
- Jess Campitiello. Ai vs. artist: The future of creativity, 2023. URL <https://tech.cornell.edu/news/ai-vs-artist-the-future-of-creativity/>.
- Mathilde Caron, Hugo Touvron, Ishan Misra, Hervé Jégou, Julien Mairal, Piotr Bojanowski, and Armand Joulin. Emerging properties in self-supervised vision transformers. In *Proceedings of the International Conference on Computer Vision (ICCV)*, 2021.
- Joseph Cho, Fachrina Dewi Puspitasari, Sheng Zheng, Jingyao Zheng, Lik-Hang Lee, Tae-Ho Kim, Choong Seon Hong, and Chaoning Zhang. Sora as an agi world model? a complete survey on text-to-video generation, 2024.
- Arthur Cropley. In praise of convergent thinking. *Creativity Research Journal*, 18(3):391–404, 2006. doi: 10.1207/s15326934crj1803_13. URL https://doi.org/10.1207/s15326934crj1803_13.
- Kate Darling. Ai image generators will help artists, not replace them, 2022. URL <https://www.sciencefocus.com/news/ai-image-generators-will-help-artists-not-replace-them>.
- Mandalit del Barco. Some sag-aftra members are concerned about ai provisions in tentative deal, 2023. URL <https://www.npr.org/2023/11/30/1216005659/some-sag-aftra-members-are-concerned-about-ai-provisions-in-tentative-deal>.
- Steve DiPaola and Liane Gabora. Incorporating characteristics of human creativity into an evolutionary art algorithm. *Genetic Programming and Evolvable Machines*, 10(2):97–110, December 2008. ISSN 1573-7632. doi: 10.1007/s10710-008-9074-x. URL <http://dx.doi.org/10.1007/s10710-008-9074-x>.
- Shiv Ram Dubey, Satish Kumar Singh, and Bidyut Baran Chaudhuri. Activation functions in deep learning: A comprehensive survey and benchmark, 2022.
- Vincent Dumoulin and Francesco Visin. A guide to convolution arithmetic for deep learning, 2018.
- Ahmed Elgammal. Creative gan generating music deviating from style norms, Feb 2022.
- Ahmed M. Elgammal, Bingchen Liu, Mohamed Elhoseiny, and Marian Mazzone. CAN: creative adversarial networks, generating "art" by learning about styles and deviating from style norms. *CoRR*, abs/1706.07068, 2017. URL <http://arxiv.org/abs/1706.07068>.
- Ying Fan, Olivia Watkins, Yuqing Du, Hao Liu, Moonkyung Ryu, Craig Boutilier, Pieter Abbeel, Mohammad Ghavamzadeh, Kangwook Lee, and Kimin Lee. Dpok: Reinforcement learning for fine-tuning text-to-image diffusion models, 2023.
- Andres Fortino. Embracing creativity: How ai can enhance the creative process, 2023. URL <https://www.sps.nyu.edu/homepage/emerging-technologies-collaborative/blog/2023/embracing-creativity-how-ai-can-enhance-the-creative-process.html>.
- Ian J. Goodfellow, Jean Pouget-Abadie, Mehdi Mirza, Bing Xu, David Warde-Farley, Sherjil Ozair, Aaron Courville, and Yoshua Bengio. Generative adversarial networks, 2014.
- Sylvain Gugger, Lysandre Debut, Thomas Wolf, Philipp Schmid, Zachary Mueller, Sourab Mangrulkar, Marc Sun, and Benjamin Bossan. Accelerate: Training and inference at scale made simple, efficient and adaptable. <https://github.com/huggingface/accelerate>, 2022.
- Luis Joshua Gutierrez. Wizards of the coast repeats anti-ai stance, fights accusation against latest magic the gathering promo, 2024. URL <https://www.gamespot.com/articles/wizards-of-the-coast-repeats-anti-ai-stance-fights-accusation-against-latest-magic-the-gathering-promo-1100-6520153/>.
- Tuomas Haarnoja, Aurick Zhou, Pieter Abbeel, and Sergey Levine. Soft actor-critic: Off-policy maximum entropy deep reinforcement learning with a stochastic actor, 2018.
- Simon Haykin. Neural networks: A guided tour. 2000.

-
- Jonathan Ho, Ajay Jain, and Pieter Abbeel. Denoising diffusion probabilistic models. *CoRR*, abs/2006.11239, 2020. URL <https://arxiv.org/abs/2006.11239>.
- Sergey Ioffe and Christian Szegedy. Batch normalization: Accelerating deep network training by reducing internal covariate shift, 2015.
- Azlan Iqbal, Matej Guid, Simon Colton, Jana Krivec, Shazril Azman, and Boshra Haghghi. The digital synaptic neural substrate: A new approach to computational creativity, 2016.
- Ashish Jaiswal, Ashwin Ramesh Babu, Mohammad Zaki Zadeh, Debapriya Banerjee, and Fillia Makedon. A survey on contrastive self-supervised learning, 2021.
- Tero Karras, Timo Aila, Samuli Laine, and Jaakko Lehtinen. Progressive growing of gans for improved quality, stability, and variation, 2018.
- Tero Karras, Samuli Laine, and Timo Aila. A style-based generator architecture for generative adversarial networks, 2019.
- Diederik P Kingma and Max Welling. Auto-encoding variational bayes, 2022.
- B Ravi Kiran, Ibrahim Sobh, Victor Talpaert, Patrick Mannion, Ahmad A. Al Sallab, Senthil Yogamani, and Patrick Pérez. Deep reinforcement learning for autonomous driving: A survey, 2021.
- N Kozodoi. Gradient accumulation in pytorch, 2021.
- Gihyun Kwon and Jong Chul Ye. Diffusion-based image translation using disentangled style and content representation, 2023.
- Alexandre Lacoste, Alexandra Luccioni, Victor Schmidt, and Thomas Dandres. Quantifying the carbon emissions of machine learning, 2019.
- Timothy P. Lillicrap, Jonathan J. Hunt, Alexander Pritzel, Nicolas Heess, Tom Erez, Yuval Tassa, David Silver, and Daan Wierstra. Continuous control with deep reinforcement learning, 2019.
- Calvin Luo. Understanding diffusion models: A unified perspective, 2022.
- Isaac D Lutz, Shunzhi Wang, Christoffer Norn, Alexis Courbet, Andrew J Borst, Yan Ting Zhao, Annie Dosey, Longxing Cao, Jinwei Xu, Elizabeth M Leaf, et al. Top-down design of protein architectures with reinforcement learning. *Science*, 380(6642):266–273, 2023.
- Andrew L Maas, Awni Y Hannun, Andrew Y Ng, et al. Rectifier nonlinearities improve neural network acoustic models. In *Proc. icml*, volume 30, pp. 3. Atlanta, GA, 2013.
- Sourab Mangrulkar, Sylvain Gugger, Lysandre Debut, Younes Belkada, Sayak Paul, and Benjamin Bossan. Peft: State-of-the-art parameter-efficient fine-tuning methods. <https://github.com/huggingface/peft>, 2022.
- P. McCorduck. *Aaron’s Code: Meta-art, Artificial Intelligence, and the Work of Harold Cohen*. W.H. Freeman, 1991. ISBN 9780716721734. URL <https://books.google.com/books?id=r3UyBgAAQBAJ>.
- Yusuke Mori, Hiroaki Yamane, Yusuke Mukuta, and Tatsuya Harada. Computational storytelling and emotions: A survey, 2022.
- Naila Murray, Luca Marchesotti, and Florent Perronnin. Ava: A large-scale database for aesthetic visual analysis. 2016. URL https://github.com/imfing/ava_downloader.
- Adam Paszke, Sam Gross, Soumith Chintala, Gregory Chanan, Edward Yang, Zachary DeVito, Zeming Lin, Alban Desmaison, Luca Antiga, and Adam Lerer. Automatic differentiation in pytorch. 2017.
- Maria Pawelec. Deepfakes and democracy (theory): How synthetic audio-visual media for disinformation and hate speech threaten core democratic functions. *Digital Society*, 1, 09 2022. doi: 10.1007/s44206-022-00010-6.

-
- Fabian Pedregosa, Gaël Varoquaux, Alexandre Gramfort, Vincent Michel, Bertrand Thirion, Olivier Grisel, Mathieu Blondel, Peter Prettenhofer, Ron Weiss, Vincent Dubourg, Jake Vanderplas, Alexandre Passos, David Cournapeau, Matthieu Brucher, Matthieu Perrot, and Édouard Duchesnay. Scikit-learn: Machine learning in python. *Journal of Machine Learning Research*, 12(85):2825–2830, 2011. URL <http://jmlr.org/papers/v12/pedregosa11a.html>.
- Wang Qiang and Zhan Zhongli. Reinforcement learning model, algorithms and its application. In *2011 International Conference on Mechatronic Science, Electric Engineering and Computer (MEC)*, pp. 1143–1146, 2011. doi: 10.1109/MEC.2011.6025669.
- Alec Radford, Luke Metz, and Soumith Chintala. Unsupervised representation learning with deep convolutional generative adversarial networks, 2016.
- Alec Radford, Jong Wook Kim, Chris Hallacy, Aditya Ramesh, Gabriel Goh, Sandhini Agarwal, Girish Sastry, Amanda Askell, Pamela Mishkin, Jack Clark, Gretchen Krueger, and Ilya Sutskever. Learning transferable visual models from natural language supervision, 2021.
- Robin Rombach, Andreas Blattmann, Dominik Lorenz, Patrick Esser, and Björn Ommer. High-resolution image synthesis with latent diffusion models. In *Proceedings of the IEEE/CVF Conference on Computer Vision and Pattern Recognition (CVPR)*, pp. 10684–10695, June 2022.
- Chitwan Saharia, William Chan, Saurabh Saxena, Lala Li, Jay Whang, Emily Denton, Seyed Kamyar Seyed Ghasemipour, Burcu Karagol Ayan, S. Sara Mahdavi, Rapha Gontijo Lopes, Tim Salimans, Jonathan Ho, David J Fleet, and Mohammad Norouzi. Photorealistic text-to-image diffusion models with deep language understanding, 2022.
- Santosh Kumar Sahu, Anil Mokhade, and Neeraj Dhanraj Bokde. An overview of machine learning, deep learning, and reinforcement learning-based techniques in quantitative finance: Recent progress and challenges. *Applied Sciences*, 13(3):1956, 2023.
- Babak Saleh and Ahmed M. Elgammal. Large-scale classification of fine-art paintings: Learning the right metric on the right feature. *CoRR*, abs/1505.00855, 2015. URL <http://arxiv.org/abs/1505.00855>.
- Divya Saxena and Jiannong Cao. Generative adversarial networks (gans survey): Challenges, solutions, and future directions, 2023.
- Christoph Schuhmann and Romain Beaumont, 2022. URL <https://laion.ai/blog/laion-aesthetics/>.
- John Schulman, Sergey Levine, Philipp Moritz, Michael I. Jordan, and Pieter Abbeel. Trust region policy optimization, 2017a.
- John Schulman, Filip Wolski, Prafulla Dhariwal, Alec Radford, and Oleg Klimov. Proximal policy optimization algorithms, 2017b.
- David Silver, Julian Schrittwieser, Karen Simonyan, Ioannis Antonoglou, Aja Huang, Arthur Guez, Thomas Hubert, Lucas baker, Matthew Lai, Adrian Bolton, Yutian Chen, Timothy P. Lillicrap, Fan Hui, L. Sifre, George van den Driessche, Thore Graepel, and Demis Hassabis. Mastering the game of go without human knowledge. *Nature*, 550:354–359, 2017. URL <https://api.semanticscholar.org/CorpusID:205261034>.
- Jascha Sohl-Dickstein, Eric A. Weiss, Niru Maheswaranathan, and Surya Ganguli. Deep unsupervised learning using nonequilibrium thermodynamics. *CoRR*, abs/1503.03585, 2015. URL <http://arxiv.org/abs/1503.03585>.
- Richard S Sutton, David McAllester, Satinder Singh, and Yishay Mansour. Policy gradient methods for reinforcement learning with function approximation. In S. Solla, T. Leen, and K. Müller (eds.), *Advances in Neural Information Processing Systems*, volume 12. MIT Press, 1999. URL https://proceedings.neurips.cc/paper_files/paper/1999/file/464d828b85b0bed98e80ade0a5c43b0f-Paper.pdf.
- Narek Tumanyan, Omer Bar-Tal, Shai Bagon, and Tali Dekel. Splicing vit features for semantic appearance transfer, 2022.

Patrick von Platen, Suraj Patil, Anton Lozhkov, Pedro Cuenca, Nathan Lambert, Kashif Rasul, Mishig Davaadorj, Dhruv Nair, Sayak Paul, William Berman, Yiyi Xu, Steven Liu, and Thomas Wolf. Diffusers: State-of-the-art diffusion models. <https://github.com/huggingface/diffusers>, 2022.

Leandro von Werra, Younes Belkada, Lewis Tunstall, Edward Beeching, Tristan Thrush, Nathan Lambert, and Shengyi Huang. Trl: Transformer reinforcement learning. <https://github.com/huggingface/trl>, 2020.

Chawinthorn Watiktinnakorn, Jirawat Seesai, and Chutisant Kerdvibulvech. Blurring the lines: how ai is redefining artistic ownership and copyright. *Discover Artificial Intelligence*, 3, 11 2023. doi: 10.1007/s44163-023-00088-y.

Adam Winnifrieth, Carlos Outeiral, and Brian Hie. Generative artificial intelligence for de novo protein design, 2023.

Jiazheng Xu, Xiao Liu, Yuchen Wu, Yuxuan Tong, Qinkai Li, Ming Ding, Jie Tang, and Yuxiao Dong. Imagereward: Learning and evaluating human preferences for text-to-image generation, 2023.

Chenshuang Zhang, Chaoning Zhang, Sheng Zheng, Mengchun Zhang, Maryam Qamar, Sung-Ho Bae, and In So Kweon. A survey on audio diffusion models: Text to speech synthesis and enhancement in generative ai, 2023.

A WikiArt Style Classes

The 27 WikiArt style classes are listed in table 5

contemporary-realism	art-nouveau-modern	abstract-expressionism
northern-renaissance	mannerism-late-renaissance	early-renaissance
realism	action-painting	color-field-painting
pop-art	new-realism	pointillism
expressionism	analytical-cubism	symbolism
fauvism	minimalism	cubism
romanticism	ukiyo-e	high-renaissance
synthetic-cubism	baroque	post-impressionism
impressionism	rococo	na-ve-art-primitivism

Table 5: Styles

B Images

Additional text prompts and the corresponding generated images using the DDPO models can be seen in Figures 6 and 7.

C Lower Dimensional Images

All experiments and images portrayed were done using images of dimension 512. However, we also repeated the experiments using smaller images. We briefly illustrate some example images in tables 8, 9 and 10 as well as quantitative evaluations in tables C, C and C.

D Training

For reproducibility and transparency, the hyperparameters are listed in table 14 and table 15. All experiments were implemented in Python, building the models in **pytorch** (Paszke et al., 2017) using **accelerate** (Gugger et al., 2022) for efficient training. The diffusion models also relied on the **trl** (von Werra et al., 2020), **diffusers** (von Platen et al., 2022) and **peft** (Mangrulkar et al., 2022) libraries. The K-Means clustering was done using the k means implementation from **scikit-learn** (Pedregosa et al., 2011). A repository containing all code can be found on github at <https://github.com/jamesBaker361/clipcreate/tree/main>. Each experiment was run using two NVIDIA A100 GPUs with 40 GB RAM. Training times and estimated carbon emissions (Lacoste et al., 2019) calculated with <https://mlco2.github.io/impact#compute> are shown in table 16.

D.1 Batch Size

For all DDPO models, we used an effective batch size of 8. When generating images with height and width 64, 128, and 512, we set the batch size to 8 without using gradient accumulation (Kozodoi, 2021). Curiously, for images of height and width 256, using a batch size of 8 caused an error: **RuntimeError: CUDA error: CUBLAS_STATUS_ALLOC_FAILED when calling cublasCreate(handle)**. Thus, we opted to use a batch size of 4 with 2 gradient accumulation steps, equivalent to an effective batch size of 8, which worked. In order to investigate this error, we tried training a DDPO model with a batch size of 8 on a slower CPU, which was allocated 64 GB of memory. On the CPU, the error disappeared. We conclude that the reason for this error is dependent on how exactly variables are allocated across GPUs, but a more thorough investigation is beyond the scope of this paper.

D.2 Architecture

For diffusion model training, the text encoder, autoencoder and unet were all loaded from <https://huggingface.co/stabilityai/stable-diffusion-2-base>. These model components were all frozen, but we added trainable LoRA weights to the cross-attention layers of the Unet. Parameter counts are shown in table 17. The diffusion model components used the same amount of parameters regardless of image size, but the generator and discriminator had more parameters as image size increased.

We used the convolutional neural network (Dumoulin & Visin, 2018) architecture described in Elgammal et al. (2017) for the CAN but had to use more/less layers to produce higher/lower dimension images. The generator takes a 1×100 gaussian noise vector $\in \mathbb{R}^{100} \sim \mathcal{N}(0, I)$ and maps it to a $4 \times 4 \times 2048$ latent space, via a convolutional transpose layer with kernel size = 4 and stride =1, followed by 3, 4, 5 or 6 transpose convolutional layers corresponding to image dimensions 64, 128, 256 and 512, each upscaling the height and width dimensions by two, and halving the channel dimension (for example one of these transpose convolutional layers would map $\mathbb{R}^{4 \times 4 \times 2048} \rightarrow \mathbb{R}^{8 \times 8 \times 1024}$) followed by batch normalization (Ioffe & Szegedy, 2015) and Leaky ReLU (Maas et al., 2013), and then one final convolutional transpose layer with output channels = 3 and tanh (Dubey et al., 2022) activation function. Diagrams of the generators with image dim 512, 256, 128 and 64 are shown in the figures 1, 2, 3 and 4 respectively.

For the discriminator, we first applied a convolution layer to downscale the input image height width dimensions by 2 and mapped the 3 input channel dimensions to 32 ($\mathbb{R}^{512 \times 512 \times 3} \rightarrow \mathbb{R}^{256 \times 256 \times 32}$) with Leaky ReLU activation. Then we had 2, 3, 4 or 5 convolutional layers corresponding to image dimensions 64, 128, 256 and 512, each downscaling the height and width dimensions by 2 and doubling the channel dimension (for example, one of these convolutional layers would map $\mathbb{R}^{256 \times 256 \times 32} \rightarrow \mathbb{R}^{128 \times 128 \times 64}$) with batch normalization and Leaky ReLU activation. Then we had two more convolutional layers, each downscaling the height and width dimensions but keeping the channel dimensions constant (using the prior layer’s channel dimensions), with batch normalization and Leaky ReLU activation. The output of the convolutional layers

was then flattened. The discriminator had two heads- one for style classification (determining which style a real image belongs to) and one for binary classification (determining whether an image was real or fake). The binary classification head consisted of one linear layer with one output neuron. The style classification layer consisted of 2 linear layers with LeakyReLU activation and Dropout, with output 1024 output neurons and 512 output neurons, respectively, followed by a linear layer with 27 output neurons for the 27 artistic style classes. Diagrams of discriminators with image dim 512, 256, 128, and 64 are shown in the figures 5, 6, 7, and 8, respectively.




















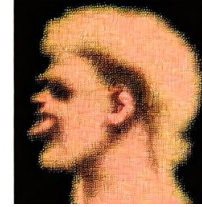



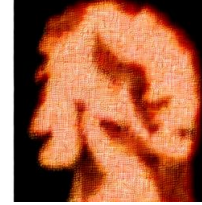




Prompt	CLIP Based	K Means Text	K Means Image	DCGAN
a painting of a man				
a picture of a woman				
a painting of an animal				
a painting of nature				
a drawing of a man				
a drawing of a woman				
(no prompt)				

Table 6: Example Images (512)

Prompt	CLIP Based	K Means Text	K Means Image	DCGAN
a painting of a man				
a picture of a woman				
a painting of an animal				
a painting of nature				
a drawing of a man				
a drawing of a woman				
(no prompt)				

Table 7: Example Images (512)





























Prompt	CLIP Based	K Means Text	K Means Image	DCGAN
a painting of a man				
a picture of a woman				
a painting of an animal				
a painting of nature				
a drawing of a man				
a drawing of a woman				
(no prompt)				

Table 8: Example Images (256)















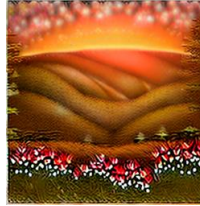












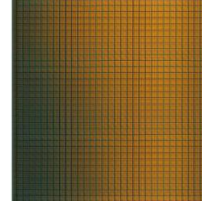
Prompt	CLIP Based	K Means Text	K Means Image	DCGAN
a painting of a man				
a picture of a woman				
a painting of an animal				
a painting of nature				
a drawing of a man				
a drawing of a woman				
(no prompt)				

Table 9: Example Images (128)





























Prompt	CLIP Based	K Means Text	K Means Image	DCGAN
a painting of a man				
a picture of a woman				
a painting of an animal				
a painting of nature				
a drawing of a man				
a drawing of a woman				
(no prompt)				

Table 10: Example Images (64)

Model	AVA Score	Image Reward	Prompt Alignment
Diffusion- CLIP Based	4.83	-0.42	0.27
Diffusion- K-Means Text Based	4.91	-0.64	0.27
Diffusion- K-Means Image Based	4.91	-0.44	0.28
Diffusion- DCGAN Based	4.95	-0.33	0.27

Table 11: Scores (256)

Model	AVA Score	Image Reward	Prompt Alignment
Diffusion- CLIP Based	4.47	-0.74	0.27
Diffusion- K-Means Text Based	4.77	-0.37	0.28
Diffusion- K-Means Image Based	3.78	-1.36	0.25
Diffusion- DCGAN Based	4.66	-0.14	0.29

Table 12: Scores (128)

Model	AVA Score	Image Reward	Prompt Alignment
Diffusion- CLIP Based	4.21	-1.44	0.26
Diffusion- K-Means Text Based	4.36	-1.00	0.27
Diffusion- K-Means Image Based	4.38	-1.55	0.26
Diffusion- DCGAN Based	4.62	-0.22	0.28

Table 13: Scores (64)

Hyperparameter	Value
Epochs	50
Effective Batch Size	8
Batches per Epoch	32
Inference Steps per Image	30
LORA Matrix Rank	4
LORA α	4
Optimizer	AdamW
Learning Rate	3e-4
AdamW β_1	0.9
AdamW β_2	0.99
AdamW Weight decay	1e-4
AdamW ϵ	1e-8

Table 14: DDPO Hyperparameters

Hyperparameter	Value
Epochs	100
Batch Size	32
Optimizer	Adam
Learning Rate	0.001
Adam β_1	0.9
Adam β_2	0.99
Adam Weight decay	0.0
Adam ϵ	1e-8
Noise Dim	100
Wasserstein λ	10
Leaky ReLU negative slope	0.2
Convolutional Kernel	4
Convolutional Stride	2
Transpose Convolutional Kernel	4
Transpose Convolutional Stride	2

Table 15: CAN Hyperparameters

Model	Hours	kgCO ₂
CAN (Image Dim 512)	121.39	13.11
Diffusion- CLIP Based (Image Dim 512)	22.75	2.46
Diffusion- K-Means Text Based (Image Dim 512)	21.50	2.32
Diffusion- K-Means Image Based (Image Dim 512)	21.50	2.32
Diffusion- DCGAN Based (Image Dim 512)	21.44	2.32
CAN (Image Dim 256)	72.94	7.88
Diffusion- CLIP Based (Image Dim 256)	11.2	1.21
Diffusion- K-Means Text Based (Image Dim 256)	17.25	1.86
Diffusion- K-Means Image Based (Image Dim 256)	12.67	1.37
Diffusion- DCGAN Based (Image Dim 256)	8.53	0.92
CAN (Image Dim 128)	66.14	7.15
Diffusion- CLIP Based (Image Dim 128)	7.05	0.76
Diffusion- K-Means Text Based (Image Dim 128)	6.40	0.69
Diffusion- K-Means Image Based (Image Dim 128)	6.65	0.72
Diffusion- DCGAN Based (Image Dim 128)	6.24	0.67
CAN (Image Dim 64)	83.33	9
Diffusion- CLIP Based (Image Dim 64)	7.30	0.79
Diffusion- K-Means Text Based (Image Dim 64)	6.85	0.74
Diffusion- K-Means Image Based (Image Dim 64)	6.55	0.71
Diffusion- DCGAN Based (Image Dim 64)	6.14	0.66

Table 16: Training

Model Component	Total Parameters	Trainable Parameters	Percent Trainable
Text Encoder	34,0387,840	0	0%
Autoencoder	83,653,863	0	0%
UNet	866,740,676	829,952	0.1%
Generator (Image Dim 64)	47,336,960	47,336,960	100%
Discriminator (Image Dim 64)	13,691,612	13,691,612	100%
Generator (Image Dim 128)	47,855,360	47,855,360	100%
Discriminator (Image Dim 128)	14,347,228	14,347,228	100%
Generator (Image Dim 256)	47,983,488	47,983,488	100%
Discriminator (Image Dim 256)	15,920,604	15,920,604	100%
Generator (Image Dim 512)	48,014,784	48,014,784	100%
Discriminator (Image Dim 512)	20,115,932	20,115,932	100%

Table 17: Parameter Counts




Figure 1: Generator Architecture (Image Dim 512)

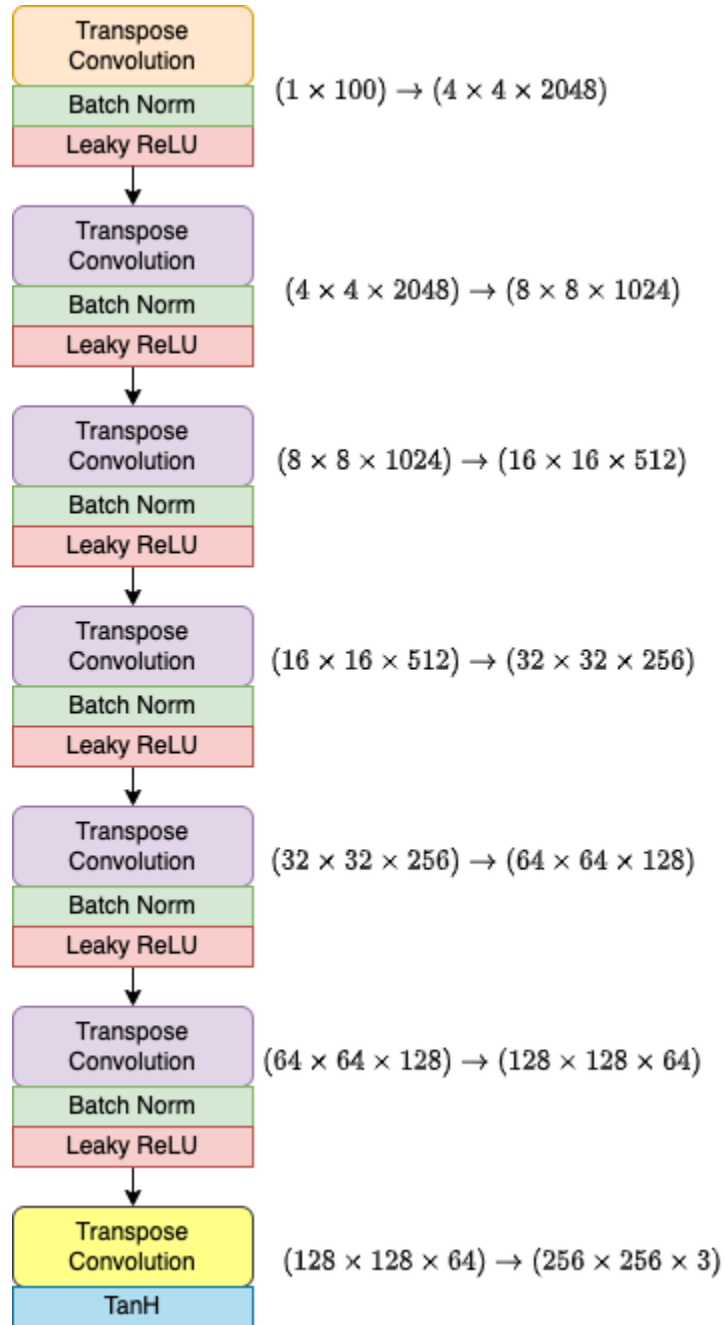


Figure 2: Generator Architecture (Image Dim 256)

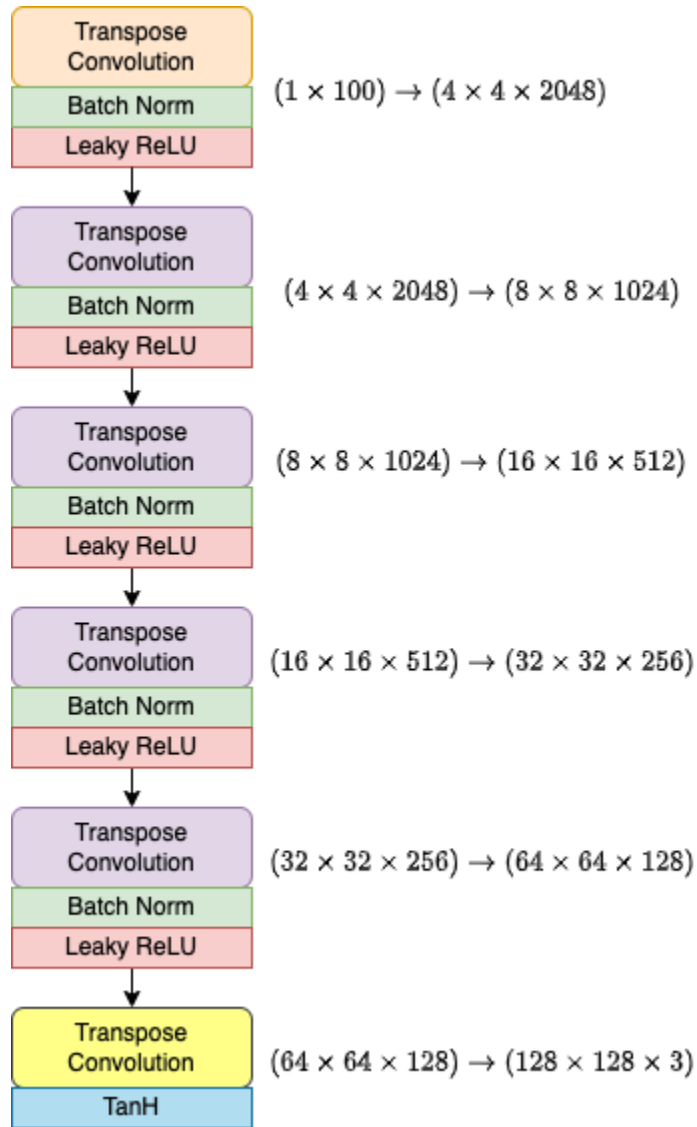


Figure 3: Generator Architecture (Image Dim 128)

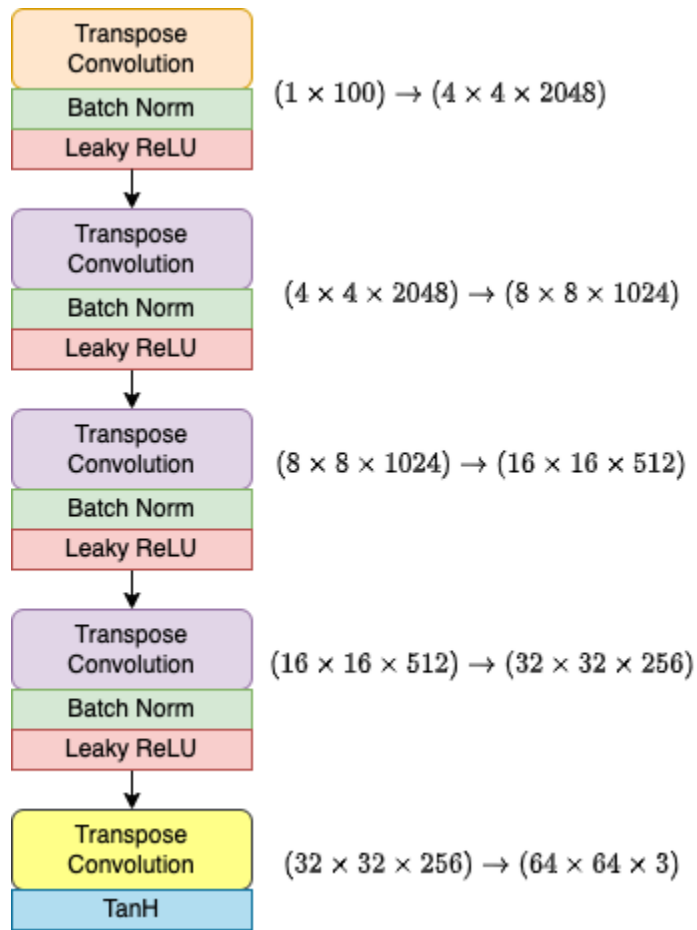


Figure 4: Generator Architecture (Image Dim 64)

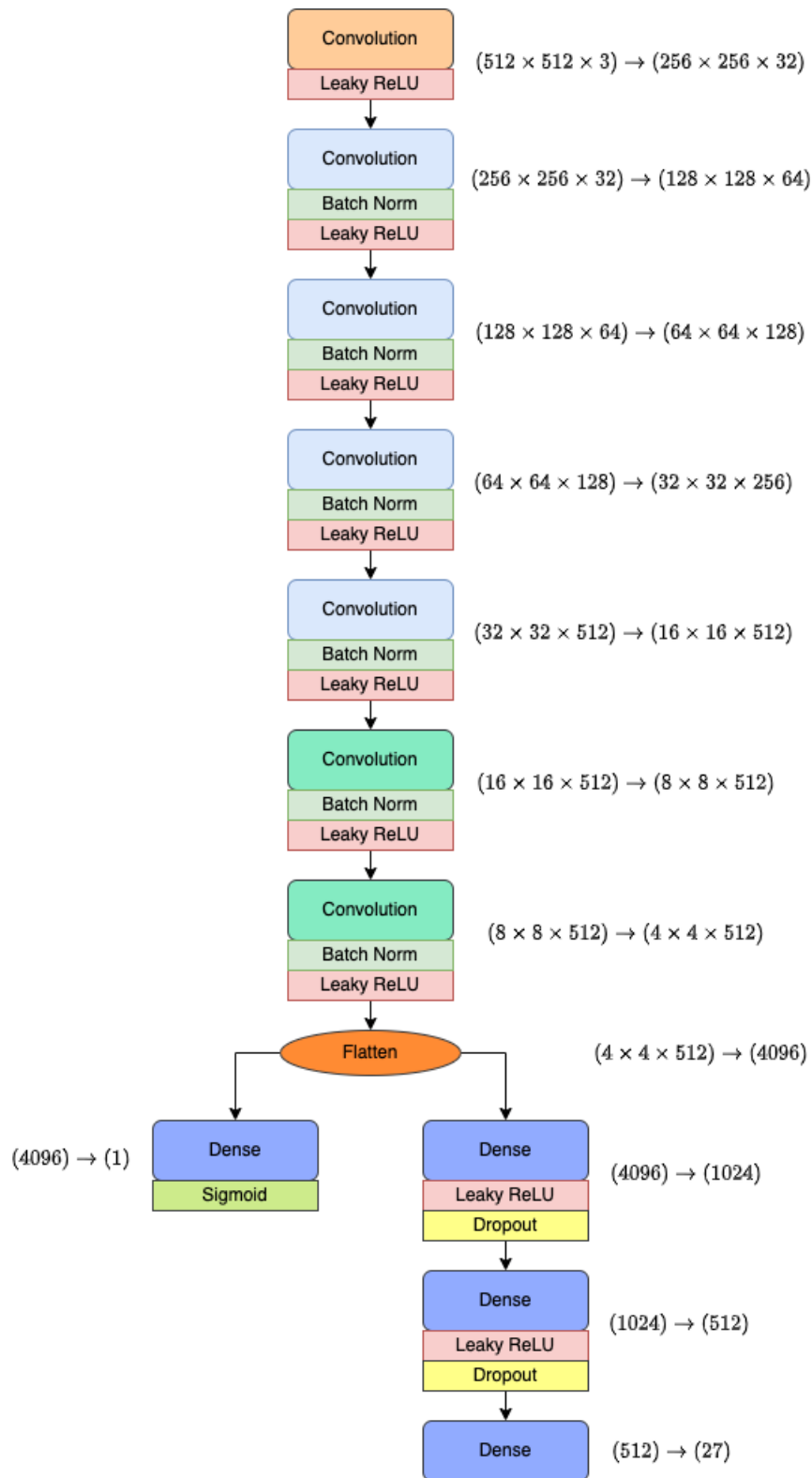


Figure 5: Discriminator Architecture (Image Dim 512)

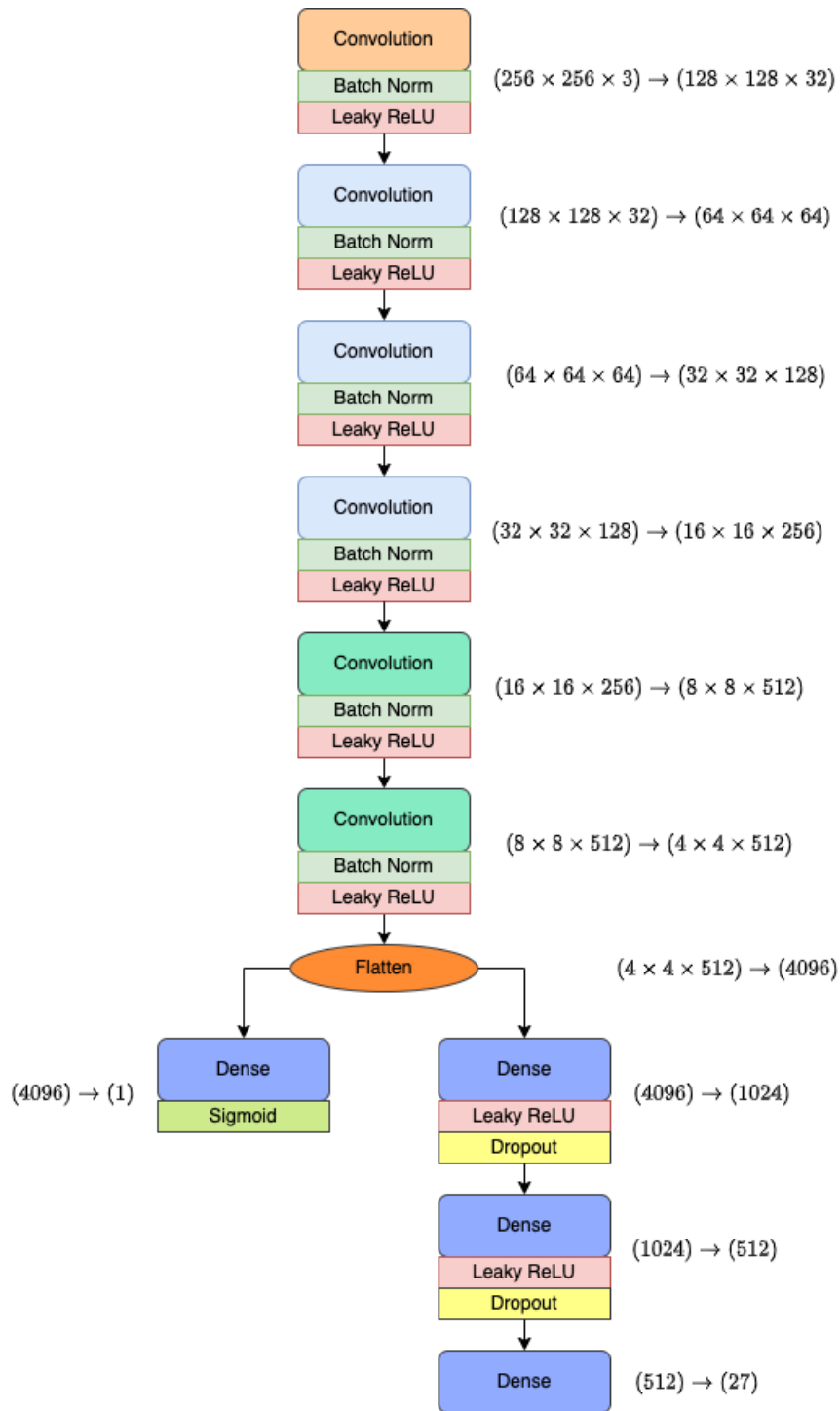


Figure 6: Discriminator Architecture (Image Dim 256)

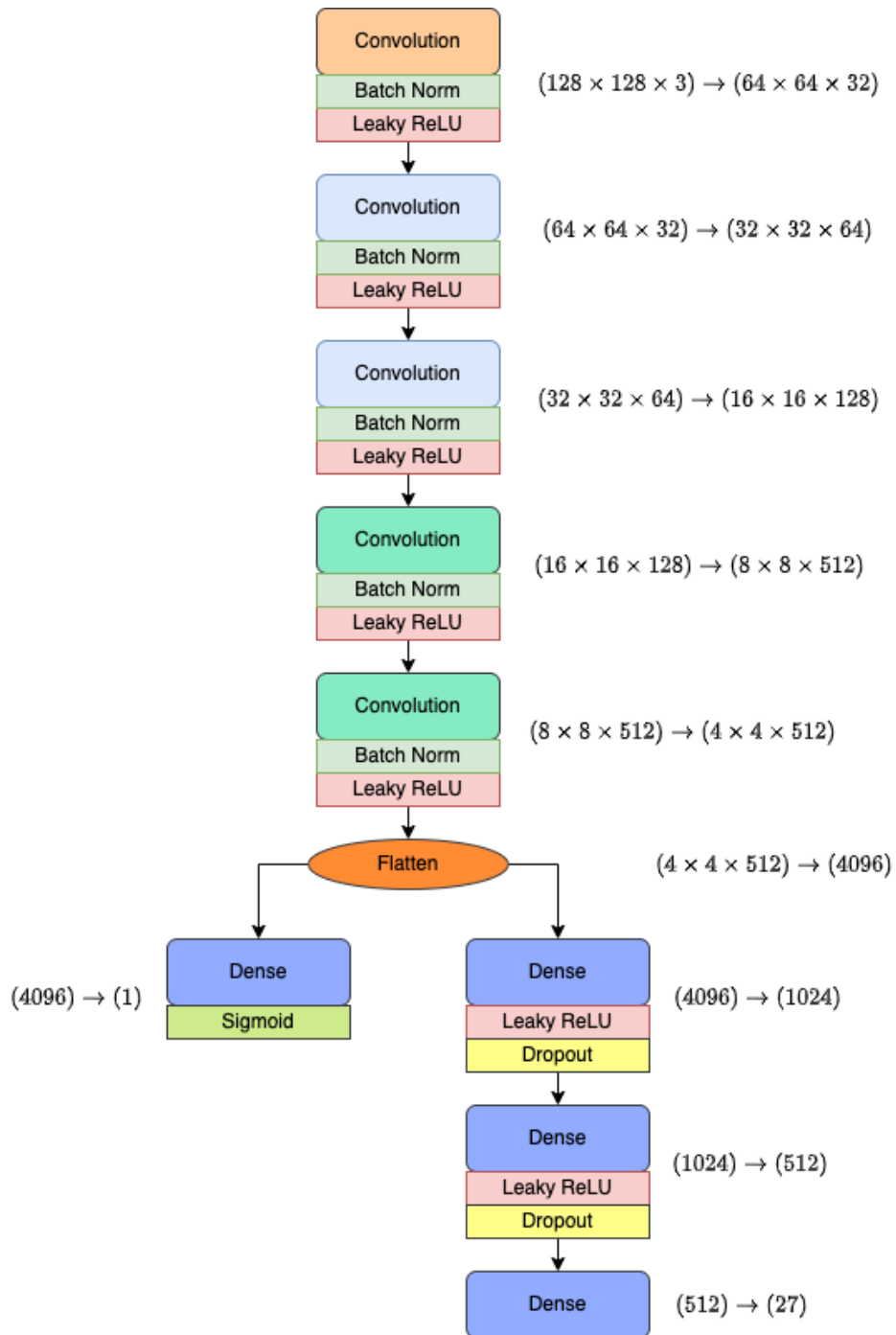


Figure 7: Discriminator Architecture (Image Dim 128)

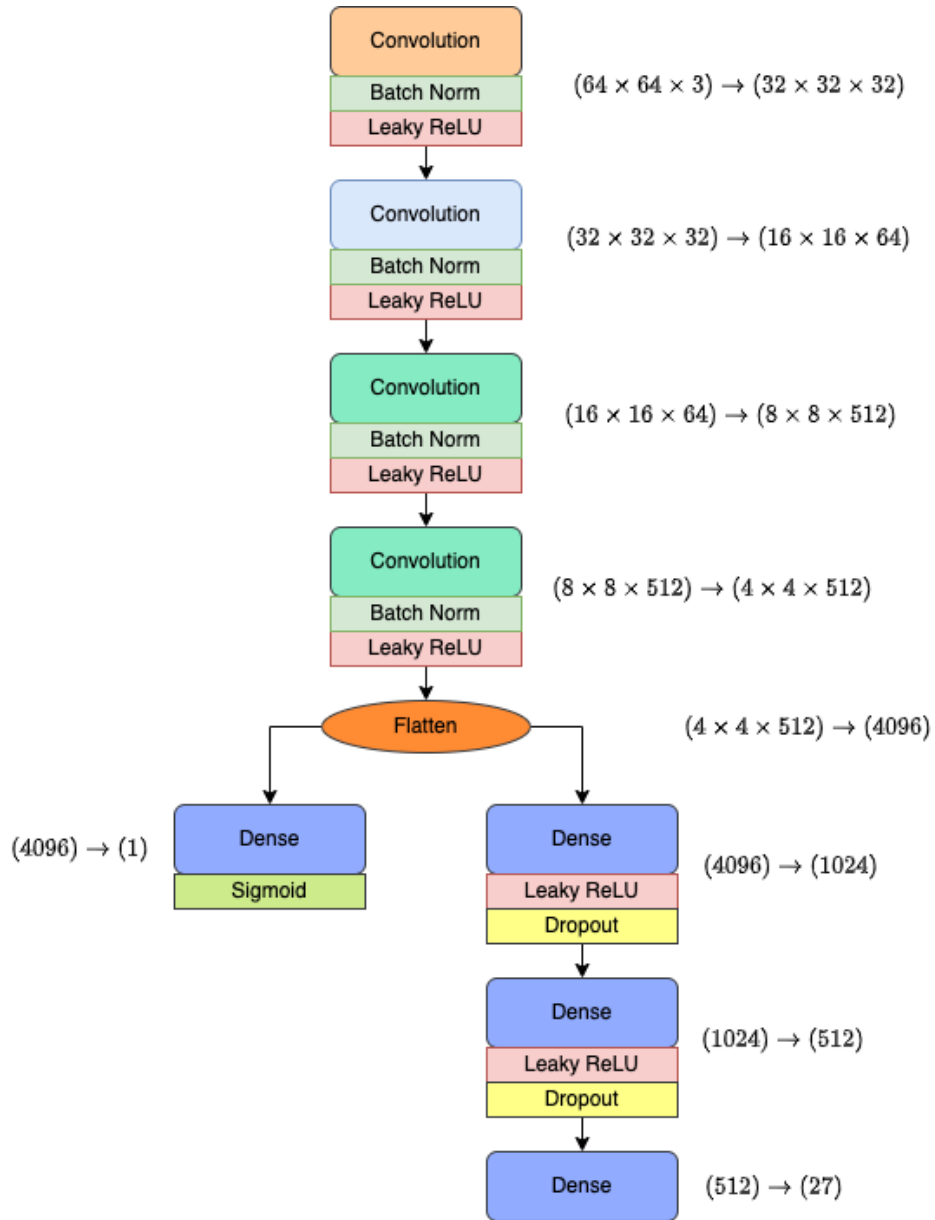


Figure 8: Discriminator Architecture (Image Dim 64)