

Population synthesis of Thorne-Żytkow objects

Rejuvenated donors and unexplored progenitors in the common envelope formation channel

K. Nathaniel^{1,2*}, A. Vigna-Gómez^{1**}, A. Grichener^{1,3,4}, R. Farmer¹, M. Renzo³, and R. W. Everson^{5,6}

¹ Max-Planck-Institut für Astrophysik, Karl-Schwarzschild-Str. 1, D-85748 Garching, Germany

² Center for Computational Relativity and Gravitation, Rochester Institute of Technology, 85 Lomb Memorial Drive, Rochester, NY 14623, USA

³ Steward Observatory, University of Arizona, 933 North Cherry Avenue, Tucson, AZ 85721, USA

⁴ Department of Physics, Technion, Haifa, 3200003, Israel

⁵ Department of Astronomy & Astrophysics, University of California, Santa Cruz, CA 95064, USA

⁶ Department of Physics and Astronomy, University of North Carolina at Chapel Hill, 120 E. Cameron Ave, Chapel Hill, NC 27599, USA

July 17, 2024

ABSTRACT

Context. Common envelope evolution of a massive star and a neutron star companion has two possible outcomes: formation of a short-period binary (a potential gravitational wave source progenitor) or a merger of the massive star with the neutron star. If the binary merges, a structure with a neutron star core surrounded by a large diffuse envelope, a so-called Thorne-Żytkow object (TŻO), may form. The predicted appearance of this hypothetical class of star is very similar to red supergiants, making observational identification difficult.

Aims. Our objective is to understand the properties of systems that are potential TŻO progenitors, e.g., binary systems that enter a common envelope phase with a neutron star companion. We also aim to distinguish those that have been through a previous stable mass transfer phase, which can rejuvenate the accretor.

Methods. We use the rapid population synthesis code COMPAS at Solar metallicity and with common envelope efficiency parameter set to unity to determine the population demographics of TŻOs. We use one-dimensional evolutionary TŻO models from the literature to determine a fit for TŻO lifetime in order to estimate the current number of TŻOs in the Galaxy as well as to assess core disruption during the merger.

Results. We explore the progenitors in the Hertzsprung-Russell diagram, calculate formation rates, and investigate kinematics of the progenitor stars. We find that the vast majority ($\approx 92\%$) of TŻO progenitors in our population have experienced mass transfer and become rejuvenated before their formation event. Using a constant star formation rate we estimate $\approx 2 \times 10^{-4}$ TŻOs per M_{\odot} in our Galaxy, corresponding to $\approx 5 \pm 1$ TŻOs in the Milky Way at present.

Key words. binaries: general – stars: neutron – stars: massive

1. Introduction

In the late 1930s, Landau (1938) and Oppenheimer & Volkoff (1939) first theorized that stars could have dense neutron cores. Four decades later, Thorne & Zytkow (1975, 1977) predicted and calculated the first structural models of a stable configuration of a star with a neutron star (NS) core surrounded by a diffuse envelope, later designated as a Thorne-Żytkow object (TŻO).

TŻOs are a theoretical class of star that appear like an ordinary M supergiant on the surface, despite the NS core hiding underneath (e.g., Thorne & Zytkow 1977; Farmer et al. 2023). There are multiple proposed formation channels: the merger of a non-degenerate star and NS via common envelope (CE) evolution (e.g., Taam et al. 1978; Ablimit et al. 2022), direct collision of the NS with the stellar core via a kick (e.g., Leonard et al. 1994; Hirai & Podsiadlowski 2022), or dynamical mergers within a cluster or triple system (e.g., Ray et al. 1987; Eisner et al. 2022). The collision and dynamical formation channels

are thought to have very low rates comparatively (Podsiadlowski et al. 1995; Renzo et al. 2019; Grichener 2023), thus the focus of this paper is the CE channel.

TŻOs forming via CE evolution share a common channel with most NS binaries (NS-NS) in the Galaxy (Tauris et al. 2017). The channels are the same up to the formation of the CE; if the CE fails to eject a TŻO may form, otherwise a NS-NS forms with successful envelope ejection. This same channel was suggested to account for GW170817 (e.g., Vigna-Gómez et al. 2018; Kruckow et al. 2018), the first gravitational wave signal observed by LIGO and Virgo from the inspiral of a NS-NS (Abbott et al. 2017). An outline of the CE channel is shown in Fig. 1, starting with the binary at the zero-age main sequence (ZAMS) in step 1. After undergoing mass transfer (MT) through Roche lobe overflow (RLOF) and stripping (steps 2 and 3), the first supernova (SN) occurs (step 4). At this point, when there is just one NS and one non-degenerate star (step 5), the binary has several possible outcomes. If the explosion ejects enough mass, the natal kick received by the NS is high enough, or both, the binary may become unbound (e.g., Blaauw 1961; Boersma

* e-mail: kjn9240@rit.edu

** e-mail: avigna@mpa-garching.mpg.de

1961) –such is the fate of the vast majority of massive binaries (e.g., Eldridge et al. 2011; Renzo et al. 2019). If the binary remains bound and the orbital evolution imposes it, a CE may follow (step 6; e.g., Paczynski 1976; Taam et al. 1978; Webbink 1984; Iben & Livio 1993; Ivanova et al. 2013, 2020; Röpke & De Marco 2023), which is thought to be crucial to the formation of NS-NSs (e.g., Tauris et al. 2017; Vigna-Gómez et al. 2018; Gallegos-Garcia et al. 2023).

During the CE phase, a non-degenerate star overflows its Roche lobe and begins dynamically unstable MT with its NS companion. A CE forms around the NS and the core of the companion. Drag and frictional forces in this configuration lead to a rapid inspiral phase that decreases the orbital separation of the binary. If the envelope is ejected before the NS reaches the core, then the binary becomes a short-period NS + stripped-star binary (e.g. Göteborg et al. 2020), the ideal candidate for a NS-NS progenitor (steps 7 through 10 in Fig. 1). Alternatively, the NS and core can merge, resulting either in a luminous transient (e.g., Chevalier 2012; Soker & Gilkis 2018; Soker et al. 2019; Dong et al. 2021; Grichener & Soker 2023) or a TŻO. In this study, we use the terms “TŻO” and “TŻO candidate” interchangeably to describe these merger products, while remaining agnostic to the details of establishing a stable post-merger structure.

Following the pioneering work on structural models by Thorne & Zytkow (1975, 1977), evolutionary models of TŻOs were first created by Biehle (1991), Cannon et al. (1992), and Cannon (1993) and more recently revisited by Farmer et al. (2023). High mass TŻOs ($\geq 12 M_{\odot}$) have a completely convective envelope and extremely high temperatures close to the NS (Eich et al. 1989; Cannon 1993). Consequently, they undergo the interrupted rapid-proton (irp) process, which is expected to result in a unique chemical abundance profile (Biehle 1994; Cannon 1993) that may possibly be used as an observational signature. Lower mass TŻOs are supported by accretion onto the NS and are not expected to have a discernible observational signature from red giants; low mass TŻOs have a radiative envelope and therefore no irp-process. For a deeper discussion of TŻO structure and chemical profile analysis, see Cannon et al. (1992), Cannon (1993), Levesque et al. (2014), and O’Grady et al. (2020, 2023).

TŻOs are an exciting prospect in stellar physics, as they are part of an exotic class of theoretical star-like objects. Their interiors and unique nucleosynthetic processes are an excellent test of the capabilities of state-of-the-art stellar evolution codes (Levesque et al. 2014; Farmer et al. 2023). They are excellent candidates for multimessenger astronomy, as the asymmetries and rapid rotation of the NS core are expected to emit continuous gravitational waves (DeMarchi et al. 2021). In practice, TŻOs are very difficult to distinguish from red (super)giants through electromagnetic only observations (Biehle 1991, 1994; O’Grady et al. 2020, 2023). The current candidates, HV 2112 (Levesque et al. 2014), VX Sgr (Tabernero et al. 2021), and HV 11417 (Beasar et al. 2018), have all been identified through unusual chemical abundance profiles, although there is still much debate about their classification (e.g., Coe & Pightling 1998; Vanture et al. 1999; Tout et al. 2014; Maccarone & de Mink 2016; Tabernero et al. 2021; Farmer et al. 2023).

In this study, we investigate TŻO progenitor systems in detail. Though there are many processes in binary evolution that have been studied previously or merit further investigation, for simplicity we focus on one important aspect: the role of rejuvenation, which can change the stellar structure (Hellings 1984; Renzo et al. 2023). Rejuvenation occurs when a star in a binary experiences stable RLOF and transfers mass onto its main se-

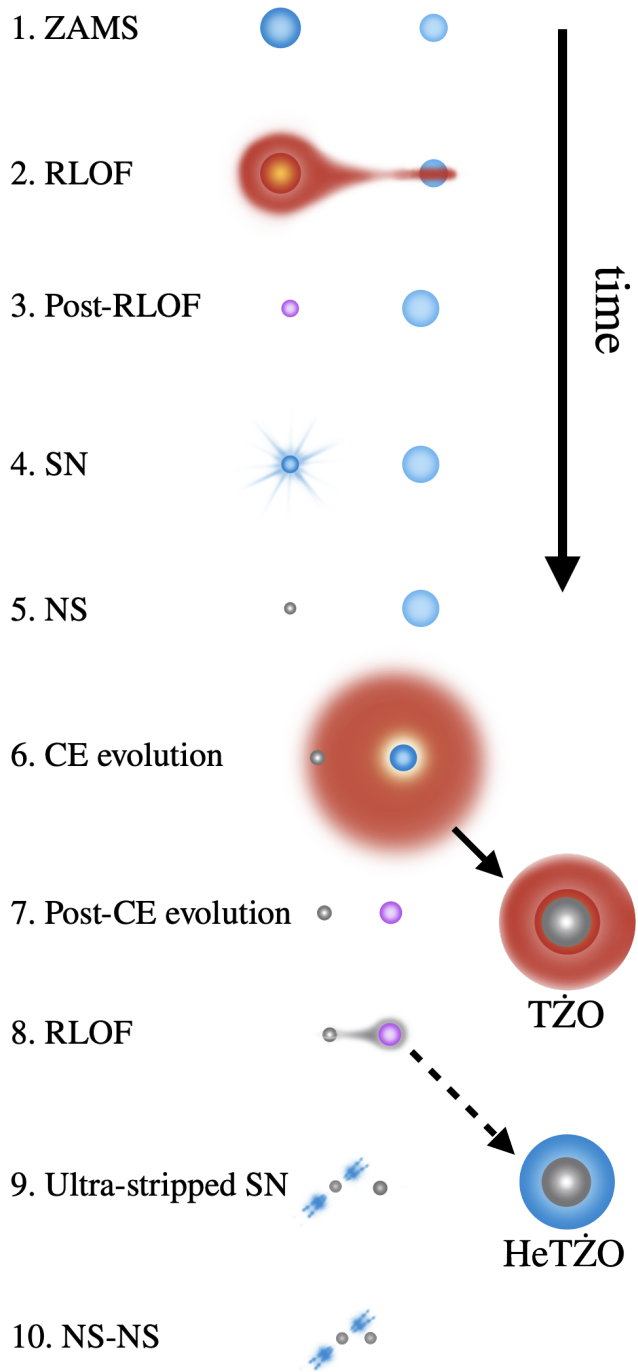


Fig. 1. Schematic showing the CE formation channel for TŻOs, based on Fig. 1 of Vigna-Gómez et al. (2020); Vigna-Gómez & Rebagliato (2020). The chronology and the nomenclature is the following: 1. Zero-age main sequence (ZAMS); 2. Roche lobe overflow (RLOF); 3. Post-RLOF, or envelope detachment; 4. Supernova (SN) of the primary; 5. Neutron star (NS) forms from the SN explosion; 6. Common envelope evolution (CE evolution); 7. Post-CE evolution, which can lead to either the ejection of the envelope, forming a stripped star + NS, or the formation of a TŻO from the merger of the NS and the stellar core; 8. RLOF of the stripped binary, further stripping the companion star; 9. Ultra-stripped SN of the companion star; 10. NS binary. The solid arrow from step 6 indicates the CE formation channel for TŻOs and the dashed arrow from step 8 shows the alternative channel to a TŻO with a HeMS donor star.

quence (MS) companion (e.g., Neo et al. 1977, Hellings 1983, 1984, see step 2 of Fig. 1). Accretion causes the MS accretor to increase its mass, and consequently leads to an increase in the size of the convective core. As the core mass increases, unburnt material from outside the core is mixed through the convective boundary, refueling the core with fresh hydrogen and rejuvenating the accretor star. This process is not driven by rotation, as even non-rotating models can become rejuvenated (Renzo et al. 2023; Wagg et al. 2024).

The change in structure in the core-envelope boundary region due to rejuvenation affects the binding energy of the accretor after the MT phase. The core-envelope boundary region contains most of the mass of the envelope, therefore structure changes in that layer have a long-lasting impact on the envelope, which is amplified later on by the evolutionary contraction of the core. Renzo et al. (2023) show that the binding energy at a fixed total mass and radius is still lower after rejuvenation than that of an unrejuvenated star of the same mass and radius, implying that if a binary system consisting of a NS and a rejuvenated star engages in a CE phase, it is possible that the less bound envelope of the rejuvenated star could be ejected and result in a short-period stripped binary instead of a TZO. Most massive binaries leading to NS-NSs experience stellar rejuvenation (Vigna-Gómez et al. 2018, 2020). However, the impact of rejuvenation is not yet fully understood, and it is conceivable that it might have contradictory effects on the formation rate of TZOs.

In this paper, we use rapid population synthesis in order to quantify and characterize binary systems that enter a CE phase with a NS companion. We then distinguish between those that merge (i.e., TZO candidates) and those that do not (i.e., NS-NS candidates). We determine the potential impact of rejuvenation of the companion at the population level for NSs interacting with non-degenerate stars. We calculate the formation rate of TZOs per unit solar mass (M_{\odot}) and per SN and estimate the predicted number of TZOs in the Galaxy, as well as explore the potential effect of rejuvenation on the formation and merger rate of double compact objects (DCOs). In Sect. 2 we discuss our synthetic population and how we identify and quantify systems of interest. In Sect. 3 we present our results. We place them in context and discuss their broader meaning in Sect. 4. We finalize with a brief summary in Sect. 5.

2. Methods

2.1. Data and initial distributions

We use the synthetic stellar populations from Grichener (2023)¹, generated with the rapid binary population synthesis code COMPAS², version 02.31.06 (Stevenson et al. 2017; Vigna-Gómez et al. 2018; Team-COMPAS et al. 2022). For emulating single-star evolution, COMPAS uses the analytical fits of Hurley et al. (2000), based on the stellar models of Pols et al. (1998); for binary evolution, COMPAS follows Hurley et al. (2002). The stellar models extend up to $50 M_{\odot}$, therefore COMPAS extrapolates for stars of higher mass. During binary evolution, COMPAS accounts for mass loss through stellar winds, MT via RLOF, CE episodes, SNe, and gravitational wave radiation. COMPAS version 02.31.06 does not account for rotation, magnetic braking, nor tidal interactions. For more details, we refer to the COMPAS methods paper (Team-COMPAS et al. 2022).

¹ Data publicly available via zenodo (DOI 10.5281/zenodo.11237180, Grichener 2024).

² <https://compas.science/>

Grichener (2023) studies NSs and black holes (BHs) that merged with giant secondaries during CE evolution using synthetic populations of 10 million massive binaries at various metallicities and CE efficiency parameters (see equation 1). In this study, we use the population created with solar metallicity ($Z = Z_{\odot} = 0.0142$, Asplund et al. 2009) and CE efficiency parameter set to unity. The setup is based on the Fiducial model from Vigna-Gómez et al. (2018). We define the star with the larger ZAMS mass as the primary and denote its mass by M_1 throughout the evolution. In this synthetic population, the primary mass at the ZAMS is drawn using a Kroupa (2001) initial mass function (IMF) in the form $dN/dM_{1,ZAMS} \propto M_{1,ZAMS}^{-2.3}$ from $5 M_{\odot}$ to $100 M_{\odot}$. The mass M_2 of the secondary star is then calculated from a flat distribution in the initial mass ratio ($q = M_2/M_1$) between 0.1 and 1, largely consistent with observational constraints (Sana et al. 2012; Kobulnicky et al. 2012; Offner et al. 2023). The initial separation, a_1 is drawn from a flat-in-log distribution from 0.1 au to 1000 au (Abt 1983; Sana et al. 2012). The eccentricity is set to zero at ZAMS. We elaborate on our assumption on the CE parameters in Sect. 2.1.1 and compact object remnants in Sect. 2.1.2.

2.1.1. Mass transfer and common envelope evolution

MT is one of the most common ways through which stars in a binary can interact. MT occurs when the (donor) star fills its Roche lobe and begins to deposit mass onto its companion, the accretor star. The point at which a donor star has filled its Roche lobe is determined using the fitting formulae for the Roche radii from Eggleton (1983). The dynamical stability of MT, i.e., whether it results in stable RLOF or a CE event, is determined solely by the stellar properties at the onset of MT. Although the analytic prescriptions determining the stability are meant to capture the long term stability based on the instantaneous initial conditions, it is possible for stable MT to become unstable over time (e.g., Ivanova et al. 2020). However, this is not currently implemented in COMPAS.

In order to assess the stability of the MT episode, we use the criterion of Soberman et al. (1997), which compares how the radius of the donor star changes with mass loss ($\zeta_{\text{star}} \equiv d \ln R_{\text{star}} / d \ln M$) versus how the radius of the Roche lobe changes with MT ($\zeta_{\text{RL}} \equiv d \ln R_{\text{RL}} / d \ln M$). This criteria is sensitive to the amount of mass accreted by the companion (accretor) and how much specific angular momentum is removed from the system by the non-accreted mass. If ζ_{star} is greater than ζ_{RL} , then the MT is assumed to be stable. The amount of mass removed from the donor depends on its stellar type. For donors on the MS, mass is removed until they are able to fit within their Roche lobe, at which point the MT episode ends. For donors with a defined core/envelope structure (i.e., post-MS), the whole envelope is removed on a thermal timescale. The amount of accreted mass depends on the stellar type of the accretor. In the synthetic population, we assume no accretion onto compact objects during CE evolution, as it does not impact the results (Grichener 2023). Material that is not accreted is removed from the system with the specific angular momentum of the accretor (for additional details, see Sect. 4.2 of Team-COMPAS et al. 2022).

Binary systems with NSs tend to experience dynamically unstable MT, which leads to CE evolution. During CE evolution, the orbital separation can drastically decrease within several orbits; the CE evolution can result in the ejection of the envelope or merger. In order to estimate the outcome of a CE episode, COMPAS uses the “ $\alpha_{\text{CE}}\text{-}\lambda$ ” energy formalism to calculate the

orbital separation following the CE phase (Webbink 1984; Livio & Soker 1988; Iben & Livio 1993; Ivanova et al. 2013). The energy formalism equates the change in orbital energy (ΔE_{orb}) before and after CE evolution with the binding energy of the CE (E_{bind}) as

$$E_{\text{bind}} = \alpha_{\text{CE}} \Delta E_{\text{orb}}, \quad (1)$$

where α_{CE} is the CE efficiency factor that parameterizes the fraction of orbital energy that can be used to eject the CE, which is set to unity in our simulations (i.e., $\alpha_{\text{CE}} = 1$). COMPAS estimates the binding energy of the envelope by calculating the structure parameter λ (on the order of unity) using the ‘‘Nanjing lambda’’ prescriptions of Xu & Li (2010b,a), so that

$$E_{\text{bind}} = -\frac{GMM_{\text{env}}}{\lambda R}, \quad (2)$$

where G is the gravitational constant, M is the mass of the (secondary) star, M_{env} is the mass of the envelope, and R is the stellar radius. For our case of a NS engulfed by a star, we write Equation 1 as

$$E_{\text{bind}} = \alpha_{\text{CE}} \left(\frac{GMM_{\text{NS}}}{2a_{\text{pre-CE}}} - \frac{GM_{\text{core}}M_{\text{NS}}}{2a_{\text{post-CE}}} \right), \quad (3)$$

where M_{core} is the core mass of the non-degenerate star at the onset of CE evolution, M_{NS} is the mass of the NS, and $a_{\text{pre-CE}}$ and $a_{\text{post-CE}}$ are the orbital separations before and after CE evolution, respectively. We can then solve for the post-CE separation by substituting Equation 2 for E_{bind} in Equation 3 in order to determine if a system merges. The binary is assumed to be circularised throughout the CE episode, and therefore the post-CE eccentricity is zero. In our synthetic population, we define a binary system as merged if it fits the condition $a_{\text{post-CE}} \leq R_{\text{core}}$. Contrary to Grichener (2023), we take R_{core} as the radius of the stripped star as computed by COMPAS. If a star enters a CE with a NS companion and merges, we consider it to be a TZO candidate.

2.1.2. Compact object remnants

A SN must occur before the CE to form the NS that makes the core of the TZO. COMPAS considers four SN scenarios: regular core-collapse SNe (CCSNe), electron-capture SNe (ECSNe), ultra-stripped SNe (USSNe), and pair-instability SNe (PISNe). It uses the pre-SN core and envelope masses to determine SN type. Our synthetic population, at solar metallicity, does not contain any PISNe (Langer et al. 2007; Farmer et al. 2019).

When a SN occurs, some material can fall back onto the core remnant. The fraction of material that falls back is known as the ‘‘fallback fraction’’ and determines how much material is not ejected during the SN. A fallback fraction of unity means that all material falls back onto the remnant, there is no ejecta and the stellar collapse is not observable. To determine the SNe rate (N_{SNe}), we find all the CCSNe and ECSNe events with a fallback fraction less than unity. Out of the 10 million simulated binaries, we find 4 222 994 core-collapse events predicted to be associated with an observable SN, and thus define $\mathcal{R} = N/N_{\text{SNe}} = N/4\,222\,994$, which normalizes our event rates to the number of SNe (we do not consider Type Ia nor Type Ibc supernovae in our estimates) in our synthetic population. We only follow systems that remain bound after the first SN and we do not follow the evolution of unbound stars and DCOs. Therefore we do not account for the SN explosions that occur in these systems in our

SN rate estimate. However, we estimate this to change the total SN rate by only a factor of $\lesssim 2$.

In our population, the maximum NS mass is set to $2 M_{\odot}$ (Özel et al. 2010), which reproduces the hypothetical mass gap between NSs and BHs (although this is not confirmed, see, e.g., Siegel et al. 2023 and Zhu et al. 2024). The NS natal-kick distribution is bimodal Maxwellian, with CCSNe at the higher mode of 265 km s^{-1} and ECSNe/USSNe at the lower mode of 30 km s^{-1} (Vigna-Gómez et al. 2018). The BH natal kicks are drawn from the same distributions and then the kick magnitude is reduced using the fallback model from Fryer et al. (2012).

We assume 100% primordial binarity, although the previously mentioned 1000 au upper limit on the semi-major axis means that approximately half of all binaries in the synthetic population do not interact at any point in their evolution. If the binary has an eccentricity equal to or greater than unity after the natal kick, the binary becomes gravitationally unbound.

2.2. Identifying subpopulations of interest

We filter our synthetic population in order to identify which systems have an evolutionary channel that leads to TZO candidate formation. Fig. 1 shows an overview of the TZO evolutionary channel studied in this paper, as explained in detail in Sect. 1. Our goal is to characterize TZO demographics, which involves also quantifying systems with similar evolutionary pathways. To this effect, we first identify systems consisting of a star with a NS companion. We then distinguish between systems that later undergo CE evolution and those that become disrupted following the SN (the unbound stars). Systems that undergo CE evolution can result in either the ejection of their envelope (the stripped star and NS candidates, hereafter referred to as star + NS) or mergers of the NS with the stellar core (TZO candidates).

As star + NS systems continue to evolve, the naked core can have its own core-collapse event (the second one in the system) and become a NS or a BH. As previously shown, TZOs and DCOs have similar evolutionary channels (see, e.g., Belczynski et al. 2016; Vigna-Gómez et al. 2018; Broekgaarden et al. 2021; Grichener 2023 and Fig. 1), so we also quantify the DCOs in the population, filtering as NS-NS, BH-BH, and NS-BH; and sub-categorizing by whether the binary will merge within the age of the Universe. The coalescence time of DCOs via gravitational waves is based on Peters (1964). If it is less than the Hubble time the system is a merger candidate.

Rejuvenated stars or their progenitors can be present in any of the aforementioned subpopulations, as rejuvenation only requires stable MT onto a MS star. When rejuvenation occurs, the internal structure of the accretor is reorganized on a timescale comparable to a few convective turnover timescales of the accretor’s core or the MT timescale, whichever is shorter. In most cases, this means a timescale comparable to or shorter than the global thermal timescale of the accretor (Renzo et al. 2023). As the thermal timescale of the accretor is much shorter than the typical remaining lifetime of the donor post-MT, it is likely that the accretor is in thermal equilibrium by the time the primary collapses and undergoes a SN. We identify stellar companions in all of our subpopulations that had accreted via stable MT while on the MS and flag them as rejuvenated.

2.3. Statistical uncertainties

In order to assess the statistical uncertainty in the outcomes of our population synthesis simulations, we use the Clopper-

Pearson method (Clopper & Pearson 1934). This approach, also known as the exact binomial confidence interval, is based on the cumulative distribution function of the binomial distribution. The statistical error arises from the finite sample size of 10 million stellar binary systems, within which we identify our different subpopulations. If we were to draw different samples of 10 million systems, the numbers would vary due to random sampling variability. The Clopper-Pearson intervals account for this variability by providing a range within which the true results are likely to fall, with a specified confidence level. The intervals were computed using the `beta.ppf` function from the SciPy library, providing a robust measure of the statistical uncertainty associated with our estimated outcome rates. Within our synthetic population, we find the likelihood of having a statistically different number of TŻO progenitors, star + NS progenitors, or unbound stars under a 1 % confidence level.

2.4. Galactic rate estimates

In order to estimate the number of TŻO candidates presently in the Milky Way, we require the time of TŻO formation, as well as the time the TŻO remains observable in that configuration, and the Galactic star formation rate (SFR). For the duration in which TŻOs remain observable, i.e., the TŻO lifetime, we use the models from Farmer et al. (2023) to approximate the TŻO lifetime as a function of the total TŻO mass. Their models have a mass range of $5 M_{\odot}$ to $20 M_{\odot}$, so we extrapolate the fit to be flat outside of this range. The resulting linear fit is

$$\tau_{\text{TŻO}} = (9.29m + 7.15) \times 10^3 \text{ yr}, \quad 5 \leq m/M_{\odot} \leq 20, \quad (4)$$

where m is the mass of the TŻO in solar masses. Farmer et al. (2023) determined a TŻO lifetime of $\tau_{\text{TŻO}} \approx 10^{4-5}$ years, which is comparable or shorter to models from Cannon et al. (1992); Cannon (1993). We calculated our fit as accurate within $\lesssim 6\%$.

For the formation rate we follow the procedure outlined in Appendix B of Chruslinska et al. (2018). In order to estimate when a TŻO progenitor is formed, we assume a constant SFR in the Galaxy, $\text{SFR}_{\text{Gal}} = 2.0 \pm 0.7 M_{\odot} \text{ yr}^{-1}$ (Elia et al. 2022). In practice, this means that each TŻO progenitor system is assigned a random birth time (τ_{bin}) between 0 Gyr and 10 Gyr (T_{Gal}). We then calculate the *delay time* for each TŻO (τ_{delay}), which is the sum of their binary progenitor birth time and their formation time (τ_{form}), $\tau_{\text{delay}} = \tau_{\text{bin}} + \tau_{\text{form}}$. We add the TŻO's lifetime from Equation 4 to the delay time, $T = \tau_{\text{delay}} + \tau_{\text{TŻO}}$. If this sum is greater than or equal to the age of the Galaxy, T_{Gal} , then the TŻO currently exists and we increment $n_{\text{TŻO}}$, the unnormalized number of TŻOs in the Galaxy.

The final step to obtain estimations for the number of TŻOs in the Galaxy as well as TŻOs per solar mass is to normalize our values to the total stellar mass formed in the Galaxy over its lifetime. We account for the full IMF, which includes stars less massive than the $5 M_{\odot}$ lower limit in our synthetic population. We calculate a total stellar mass of $M_{\text{sim}} = 6 \times 10^8 M_{\odot}$, assuming that all stars are created in binaries¹ and use a total mass range of $0.08 M_{\odot}$ to $100 M_{\odot}$. The synthetic population uses a mass range of $5 M_{\odot}$ to $100 M_{\odot}$, as a TŻO requires a NS to form and therefore progenitor systems must have a massive primary that experiences core collapse. While stars with an initial

mass of $\lesssim 5 M_{\odot}$ will not experience core-collapse, NS formation is still possible due to MT. We then normalize $n_{\text{TŻO}}$ with $n_{\text{norm}} = T_{\text{Gal}} \times \text{SFR}_{\text{Gal}} / M_{\text{sim}}$. The final number of TŻOs expected in the Galaxy is $N_{\text{TŻO}} = n_{\text{norm}} n_{\text{TŻO}}$. TŻOs per solar mass is calculated as the raw number of TŻOs in our synthetic population divided by M_{sim} . We present the results in Sect. 3.1.

3. Results

3.1. Formation rates

Here we present the formation rates of systems in the synthetic population (Fig. 2). Understanding the event rates in our population is key for constraining formation channels and predicting the likely end product of a binary. We find that the rate of systems in the synthetic population that undergo MT is $\mathcal{R} \approx 1.2$, from which $\mathcal{R} \approx 0.85$ for systems that have a CE evolution phase. There are more MT events than SNe, as the synthetic population has a lower mass limit of $5 M_{\odot}$, thus not all stars in the population will explode (see Sect. 2.1.2). While not all binaries in our synthetic population interact with their companions, those that do are likely to experience CE evolution.

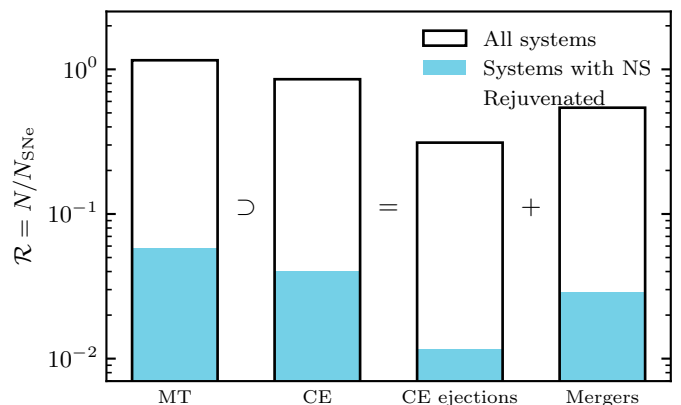


Fig. 2. Summary of the event rates in our synthetic population at Solar metallicity ($Z = 0.0142$, Asplund et al. 2009). We quantify the rate of binaries that experience the following (from left to right): mass transfer (MT), common envelope (CE) events (a subset of previous, can only lead to ejections or mergers), CE ejections, and mergers. For each column, the outline (black) indicates all binaries in the population that go through the event, the bar (light blue) indicates binaries with a NS, and hatching indicates companions to the NS rejuvenated by previous stable MT. The y-axis is in logarithmic scale and it shows the number of systems of interest (N) normalised by the number of SNe (N_{SNe} , see Sect. 2.1.2 for more details).

Systems with a NS that undergo CE evolution are possible progenitors for either TŻOs or star + NS systems; in our synthetic population systems with a NS that undergo CE evolution have a formation rate of $\mathcal{R} \approx 0.040$ (second column of Fig. 2). If we limit ourselves to systems with rejuvenated companions, the rate only drops by 14 %, showing the importance of understanding the impact of rejuvenation on massive interacting binaries.

Systems with a NS that merge with the core are defined as potential TŻOs and we find a rate of $\mathcal{R}_{\text{TŻO}} \approx 0.029$. If the system does not merge, it is defined as a star + NS system and we find a rate of $\mathcal{R}_{\text{star+NS}} \approx 0.011$. We also estimate the number of TŻOs present in our Galaxy at the current moment (see Sect. 2.4). We use our value for $\mathcal{R}_{\text{TŻO}}$ to find $\approx 2 \times 10^{-4}$ TŻOs per M_{\odot} at solar metallicity. From this we estimate $\approx 5 \pm 1$ TŻOs in the Milky Way at the present.

¹ As the upper limit for the initial period is 1000 au, the population includes many non-interacting binaries that mimic stars that are born and evolve as single stars, see Sect. 2.1.2.

In our synthetic population, we find that a NS-NS binary is an alternative to TZO formation (Fig. 1). However, due to the large uncertainties in MT prior to the second SN explosion and mass accretion onto the NS, we believe that NS-BH and BH-BH might also be an alternative outcome of the TZO CE formation channel. Fig. 3 presents the DCO rates in our synthetic population, at solar metallicity. These systems are categorized by whether they will merge within a Hubble time or remain a binary, with each bar in the figure representing the total number of systems of the stated type. With the exception of BH-BH systems that do not merge, the DCOs in our population (mergers and not) are evenly split between staying a binary and merging due to gravitational wave emission. NS-NS systems are the most rare, with $\mathcal{R}_{\text{NS-NS}} \approx 0.002$, and the vast majority (91%) of NS-NS systems had a rejuvenated companion before both SNe, regardless of whether or not they merge. We find a BH-BH rate of $\mathcal{R}_{\text{BH-BH}} \approx 0.004$, with 96% of merging systems having had a rejuvenated companion before both SNe, and only 23% of non-merging systems with a rejuvenated companion before both SNe. This is because merging systems must interact, increasing the chances of previous rejuvenation. Wider systems do not have this requirement and can evolve from MS to BH without ever interacting. NS-BH systems have a rate of $\mathcal{R}_{\text{NSBH}} \approx 0.003$ and 96% had a rejuvenated companion before the second SN.

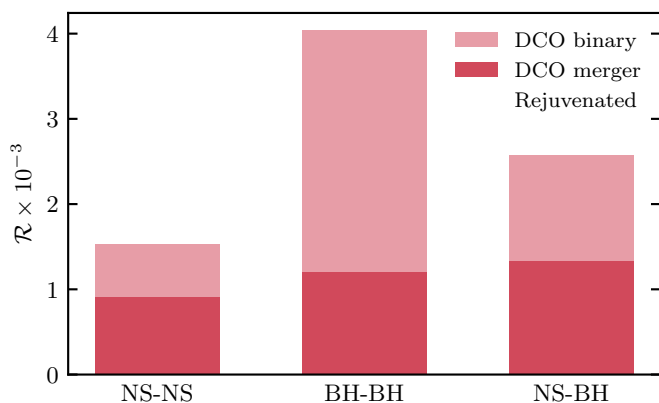


Fig. 3. Summary of the double compact object (DCO) rates in our synthetic population at Solar metallicity ($Z = 0.0142$). We quantify the rates of DCOs (from left to right): NS-NS binaries, BH-BH binaries, and NS-BH binaries. For each column, the upper portion (light pink) indicates non-merging DCOs, the lower column (dark pink) indicates DCOs that merge in a Hubble time, and the hatching indicates DCOs that had a rejuvenated companion before both SNe. The y-axis is scaled as in Fig. 2.

We find that over 90% of DCO binaries have rejuvenated stars, indicating that including the effects of rejuvenation in COMPAS simulations and post-processing is pertinent.

3.2. Progenitors in the Hertzsprung-Russell diagram

Now that we have quantified the formation rates of our subpopulations of interest (Sect. 3.1) we focus our attention on the location of TZO and star + NS progenitor systems in the Hertzsprung-Russell diagram (HRD). Fig. 4 presents systems with a star and a NS at the onset of RLOF leading to CE. They are further divided by whether they merge (TZO candidate, light blue) or eject the CE (star + NS candidate, dark blue). The histograms above and to the right of the main panel show that the majority of donors in both of these populations have experienced

a previous stable MT event and become rejuvenated (denoted by the pink lines in the histograms).

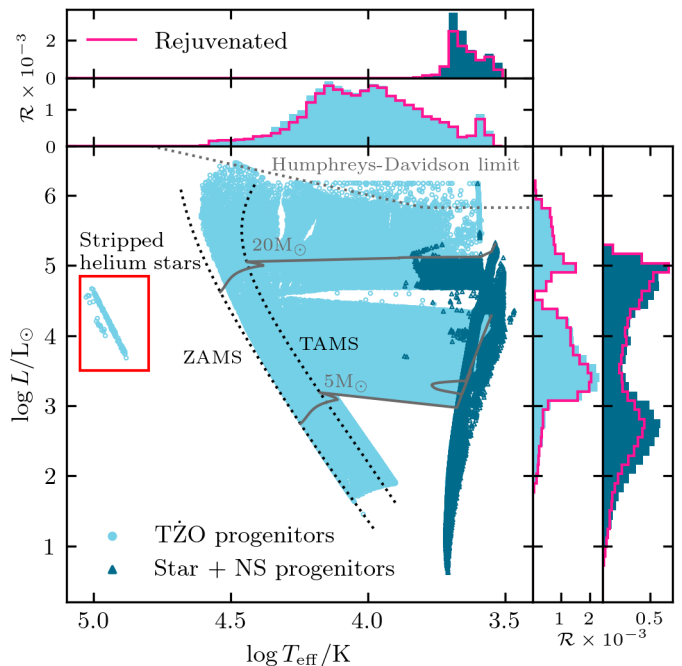


Fig. 4. HRD showing the progenitors of TZO candidates (light blue) and star + NS systems (dark blue) at Solar metallicity ($Z = 0.0142$). These progenitors are shown at the onset of RLOF leading to a CE event. Two representative single star tracks (Hurley et al. 2000) for $5 M_{\odot}$ to $20 M_{\odot}$ are shown as solid lines (gray). ZAMS and the terminal-age main sequence (TAMS) are shown as dotted lines (black). The Humphreys-Davidson limit (Humphreys & Davidson 1994) is shown as a dotted line (gray). Above and to the right: histograms showing the rate density of TZO and star + NS progenitors in their respective colors. The outline (pink) indicates the subset of systems with a rejuvenated companion. The y-axes of the histograms are scaled by the number of observable SNe in the synthetic population (see Sect. 2.1.2 for more details).

At the onset of RLOF, TZO donor progenitors have a mass range of $\approx 2 M_{\odot}$ to $\approx 110 M_{\odot}$ and star + NS donor progenitors have a mass range of $\approx 2 M_{\odot}$ to $\approx 68 M_{\odot}$. Previous TZO models have had an upper mass limit of $\approx 60 M_{\odot}$ (e.g., Cannon et al. 1992; Farmer et al. 2023; Hutchinson-Smith et al. 2023), meaning this population could potentially indicate TZOs more massive than have ever been modeled. We find that hotter stellar donors always result in mergers, while cooler donors might result in envelope ejection (e.g., Klencki et al. 2021). Examining the features of the HRD, we see stellar donors of TZOs can be on the MS, even close to the ZAMS, when the CE begins. Stellar donors for star + NS systems, however, are limited to the end of the Hertzsprung Gap (HG) and within the Asymptotic Giant Branch (AGB). There is a horizontal gap at $10^{4.5} L_{\odot}$, a numerical feature from the fitting formulae which enhances the gap between stars that begin core He burning while in the HG and stars that do not reach the required core temperature until after crossing the HG into the AGB (for more details, see Vigna-Gómez et al. 2020). There is also a lack of TZO progenitors past the MS for donors below $5 M_{\odot}$. These donor stars have white dwarf companions rather than NS companions. These systems may result in interesting transients, such as late SNe (Zapartas et al. 2017).

3.3. Kinematics

SN explosions lead to NS (and BH) formation, and the violent explosion is usually accompanied by a natal kick (e.g., Fryer et al. 2012; Vigna-Gómez et al. 2018). The sudden change in the velocity of the newly born compact object alters the orbit and changes the center-of-mass velocity (v_{CoM}) of the system. We investigate these center-of-mass "spatial velocities" as well as their relationship to the mass of the secondary (the donor) in Fig. 5. Here we explore if there are distinct, unequivocal signatures to differentiate between unbound stars (which become unbound after the first SN explosion and do not undergo CE evolution) and TZOs.

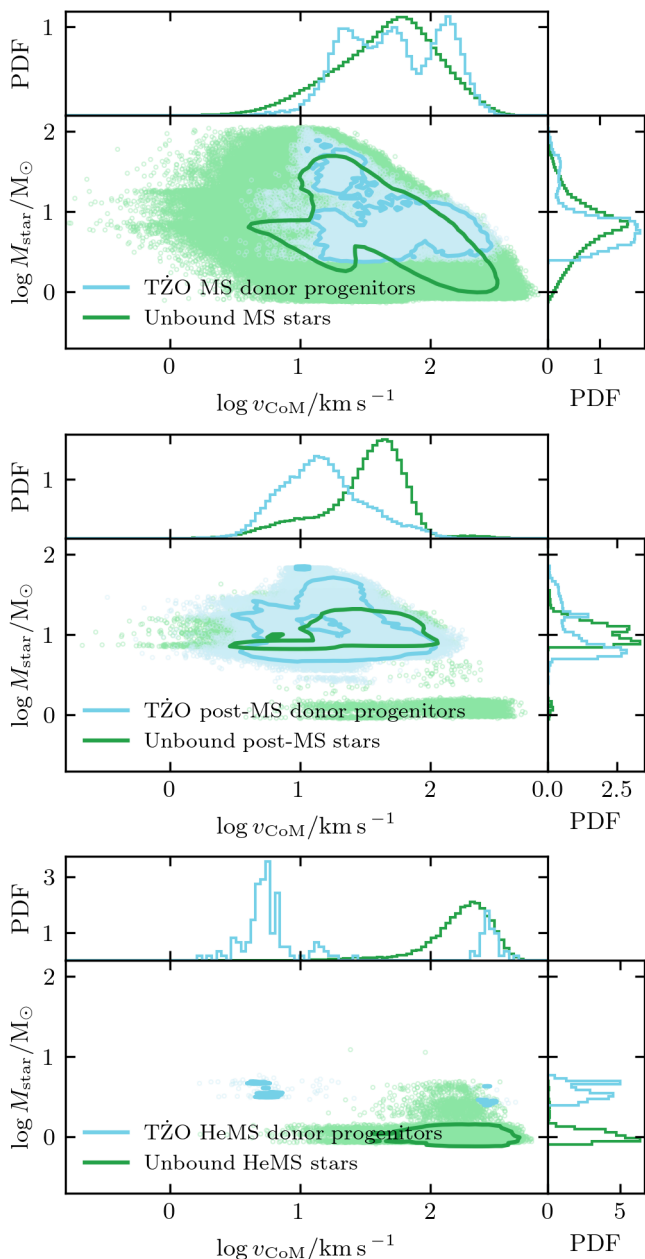


Fig. 5. The mass of the secondary plotted against the center-of-mass speed for TZO progenitors (light blue) and unbound stars (green) on the MS (top), post-MS (middle), and HeMS (bottom). The contours enclose 90% of the systems. Above and to the right of the main panel are histograms showing the density, normalized so that each integrates to unity.

Overall, the unbound stars (see step 4 of Fig. 1) dominate the parameter space, as the TZO rate is $\mathcal{R}_{\text{TZO}} \approx 0.029$ and the unbound star rate is $\mathcal{R}_{\text{unbound}} \approx 0.83$, i.e. the formation rate of unbound stars in our synthetic population is approximately 27 times greater than that of the TZOs. It is useful to try and differentiate between TZOs and unbound stars. We do so by comparing TZO progenitors on the MS, past the MS, and at a stage where they become stripped stars depleted of hydrogen and rich in helium (HeMS), to unbound stars in the same respective stages. In general, unbound stars are more massive and their velocity has negligible dependence on the natal kick of the NS or BH formed when the companion explodes, thus they move more slowly (Eldridge et al. 2011; Renzo et al. 2019). TZOs are formed from binaries that do not become unbound when the primary undergoes a SN, meaning the magnitude of the natal kick of the NS is likely smaller (or it is in a tight binary), and v_{CoM} is strongly dependent on it (Eldridge et al. 2011; Renzo et al. 2019; van der Meij et al. 2021).

For the MS subpopulation (top panel of Fig. 5), we find $\mathcal{R}_{\text{MS TZO}} \approx 0.0071$ for the MS TZO donor progenitors and $\mathcal{R}_{\text{MS unbound}} \approx 0.71$ for the MS unbound stars. The top panel of Fig. 5 shows nearly complete degeneracy in donor mass and v_{CoM} .

For the subpopulation with stars beyond the MS (middle panel of Fig. 5), we find $\mathcal{R}_{\text{post-MS TZO}} \approx 0.022$ for the TZO progenitors and $\mathcal{R}_{\text{post-MS unbound}} \approx 0.045$ for the unbound stars. The TZO donor and unbound star progenitors show less overlap in both mass and v_{CoM} . The TZO progenitors have a higher mass range, reaching up to $\approx 65 M_{\odot}$, while the unbound stars have a maximum mass of $\approx 30 M_{\odot}$. The v_{CoM} of the TZO progenitors suggest they move slower than the unbound stars, as higher velocities imply a higher chance of being disrupted. Mass, which is strongly correlated to luminosity, is a prominent distinguishing feature in these distributions; i.e., massive (greater than $\approx 30 M_{\odot}$), luminous objects might serve as an observable indicator for TZOs.

For the subpopulation with HeMS stars (bottom panel of Fig. 5), we find $\mathcal{R}_{\text{HeMS TZO}} \approx 4.0 \times 10^{-5}$ for the HeMS TZO donors (dashed arrow in Fig. 1) and $\mathcal{R}_{\text{HeMS unbound}} \approx 0.008$ for the HeMS unbound stars. This subpopulation shows strong differentiation between the TZO and unbound star progenitors. While the number of HeMS TZO donor progenitors in our synthetic population is two orders of magnitude smaller than that of the unbound stars, they have markedly higher donor masses, lower v_{CoM} , and are depleted in hydrogen; these properties make them an extremely interesting future study prospect (see Sect. 4.4 for a discussion).

In total, we find that v_{CoM} and stellar mass are largely degenerate in the subpopulation of MS TZO donor and unbound star progenitors, but are more clearly distinguished in the post-MS and HeMS subpopulations. The post-MS TZO progenitors have a much higher maximum mass, which might serve as an observable indicator for TZOs. The HeMS TZO donor progenitors are small in number, but show clear differences to the unbound stars and are an interesting prospect for future studies. As the unbound stars have a much higher rate than the TZO progenitors, finding TZOs amongst observations of massive stars is challenging. It is likely that to indisputably identify a TZO would require a combination of an unusual abundance profile, kinematics, and perhaps stellar pulsations (e.g., Levesque et al. 2014; Farmer et al. 2023).

4. Discussion

We have presented population demographics of binary systems that enter a CE phase with a NS companion, using a solar

metallicity-synthetic population generated with COMPAS and publicly available at Zenodo (see Sect. 2.1). In the discussion, we focus on the subset of the population that is predicted to result in a merger during CE evolution, which are the potential progenitors of TZO.

4.1. Rates

Throughout this work, we have focused on the formation rates of TZO candidates, particularly CE evolution in field binaries under the premise that TZOs can be successfully assembled through this channel (see Sect. 4.6 for a discussion on formation from collisions following a SN). Therefore, our quoted rates likely represent an optimistic estimate. Under this premise, we find a TZO formation rate per core-collapse SN of $\mathcal{R}_{\text{TZO}} \approx 0.029$, which is equivalent to $\approx 2 \times 10^{-4}$ TZOs formed per M_{\odot} in the Galaxy. From these values, we estimate $\approx 5 \pm 1$ TZOs presently in the Milky Way (Sect. 3.1). We now compare these rates with those in the literature.

Grichener (2023) also calculates rates of NS and stellar core mergers using the same population, although they exclude progenitor systems with a MS donor and calculate R_{core} using the fitting formulae of Hall & Tout (2014) for the $a < R_{\text{core}}$ merger condition. Moreover, they normalize by number of core-collapse SNe in the synthetic population, not filtering by fallback fraction, and find a rate of ≈ 0.011 relative to core-collapse SNe, approximately one third of our rate. As TZO progenitors with MS donors make up $\approx 25\%$ of our TZO subpopulation and the SN filtering discussed in Sect. 2.1.2 takes out $\approx 7\%$ of the SN population, our differing rates do not impact our conclusions.

Cannon (1993) estimates 10^7 TZOs in the history of the Galaxy. Using our value for the current number of TZOs and the mean TZO lifetime in our population (8.8×10^4 yr), we estimate $\approx 3 \times 10^4$ TZOs in the history of the Galaxy. The large discrepancy is due to the fact that Cannon (1993) assumes that a TZO is a later evolutionary stage for massive X-ray binaries, with a significantly larger formation rate of ~ 0.001 yr (Meurs & van den Heuvel 1989). It is common for massive X-ray binaries to have a CE evolution phase, but not all CE evolution phases lead to mergers, which is illustrated by our subpopulation of star + NS systems (see Fig. 2). However, the dichotomy between envelope ejection and stellar merger resulting in a TZOs is not clearly understood, and will be dependent on the evolutionary history of the progenitor star (see Sect. 4.2 and 4.3).

Using our rate of $\approx 2 \times 10^{-4} M_{\odot}^{-1}$ TZOs and multiplying by the previously mentioned SFR gives $\approx 4 \times 10^{-4} \text{ yr}^{-1}$, which matches the formation rates estimated by Podsiadlowski et al. (1995) and Hutilukejiang et al. (2018). They both consider the TZO lifetime is 10^5 yr to 10^6 yr, based on the calculations by Cannon (1993) and Biehle (1994). Under these assumptions, they both predict similar rates: Podsiadlowski et al. (1995) predicts between 20 and 200 TZOs in our Galaxy at any given moment, while Hutilukejiang et al. (2018) determines there are 15 – 150 TZOs. In contrast, we use the 10^4 yr to 10^5 yr estimated TZO lifetime based on the models from Farmer et al. (2023), which results in only 5 ± 1 TZOs presently in the Milky Way. The major discrepancy between our number and the number found in Podsiadlowski et al. (1995) comes from the difference in assumed TZO lifetime. Farmer et al. (2023) analyzed the pulsational stability of TZOs and found modes with growing amplitudes, which lead the models to shed their envelopes and stop being TZOs, impacting the lifetime (see also Romagnolo et al. in prep.).

4.2. Progenitors

From our synthetic population, we determine: i) in which binary star systems there is MT from a non-degenerate star onto a NS companion, ii) if these MT episodes are dynamically unstable and lead to CE evolution, and iii) if CE evolution will ultimately lead to a merger and thus possibly the formation of a TZO. There are several uncertainties in the stellar evolution leading to the onset of MT (RLOF) and arguably even more in the merger process and the potential assembly of a TZO (Langer 2012; Pavlovskii & Ivanova 2015; Everson et al. 2023; Ivanova et al. 2024). In this paper, we focus on providing insights in the properties of the TZO stellar progenitor rather than on the TZOs themselves. Understanding the evolutionary pathways of TZOs, and providing their more common configurations will be crucial in order to assess whether or not a TZO can form (see Sect. 4.3).

Generally, the non-stripped stellar progenitors of TZOs can be anywhere between the ZAMS and the (super)giant phase, with masses between $2 M_{\odot}$ and $110 M_{\odot}$, and effectively anywhere in the HRD (Fig. 4). There is, however, a slight preference for less evolved and more massive hot donors with envelopes that are significantly more gravitationally bound than those of their less massive cool counterparts. In our models, there is a non-negligible fraction ($\approx 15\%$) of progenitors with masses above $20 M_{\odot}$ (middle panel of Fig. 5), which we consider as potential candidates for TZOs (but see Sect. 3.3 for a discussion about unbound stars).

We find that the vast majority (92%) of TZO progenitors have donor stars which have been rejuvenated. This means that the donor star has previously stably accreted mass during a MT episode (Fig. 2). Here, we analyzed the synthetic solar metallicity population from Grichener (2023). Metallicity influences the stellar radii across the evolution through different physical effects (e.g., Xin et al. 2022, and references therein). The possible variation with metallicity of the fraction of rejuvenated donors for CE with a NS remains to be studied.

Rejuvenation alters the structure of the accretor star, especially at the core-envelope boundary (see Sect. 1 for more details). The structural changes are highly uncertain and are likely to vary depending on the evolutionary stage of the star when rejuvenation occurs. Renzo et al. (2023) propose that the altered structure could lower the binding energy of the envelope. Under the energy formalism used throughout this work (Sect. 2.1.1), the binding energy of the envelope must be lesser than $\alpha_{\text{CE}} \Delta E_{\text{orb}}$ for envelope ejection to occur. In our TZO progenitor population, E_{bind} , while large enough to prevent envelope ejection, was less than 1.5 times $\alpha_{\text{CE}} \Delta E_{\text{orb}}$. Assessing the impact of structural changes in rejuvenated stars will require 3D simulations (Landri et al. in prep.).

A decrease in the binding energy of the envelope of the donor could potentially have catastrophic effects on the formation rate of TZOs due to the substantial increase in systems where the envelope is unbound, but would increase the formation of binaries with a NS and a stripped star. If we assume that TZOs with rejuvenated stellar donors would be unable to form through the CE evolution channel due to the decrease in binding energy, the stripped binary formation rate could increase by a factor of four (Fig. 2). For these stripped binaries, the non-degenerate massive star in the binary would continue to evolve and potentially form a compact object. If the objects are close enough, they could merge within the age of the Universe, emitting gravitational waves detectable by ground-based observatories. Alternatively, the formation of wide DCO binaries in the Galaxy could also be detectable by space-based gravitational wave detectors (see Lau

et al. 2020, Wagg et al. 2022). In summary, rejuvenation could potentially increase DCO formation and merger rates in the isolated binary formation scenario (but only by a factor of a few), and could drastically decrease the TZO formation rate.

4.3. Core-disruption and thin-envelope TZO

Recent studies by Everson et al. (2023) and Hutchinson-Smith et al. (2023) have once again called into question the possibility of forming TZO (see also, e.g., Tout et al. 2014; Maccarone & de Mink 2016; Beasor et al. 2018), specifically in field binaries undergoing CE evolution. In their 3D hydrodynamical merger simulations, shocks generated by the inspiraling compact object propagate through the companion star and spin up the envelope and core, such that conditions are met to form a central accretion disk upon completion of the merger. Accretion disk formation disallows the internal structure required to form a stable TZO (Podsiadlowski et al. 1995), so the parameter space study of Everson et al. (2023) sought to determine cases in which accretion disk formation might be avoided, first looking at populations in which the stellar core of the companion remains intact through the merger. They provide a criterion for core disruption based on the tidal radius of the system ($r_{\text{tidal}} \approx R_{\text{core}} q_c^{1/3}$; $q_c \equiv M_{\text{NS}}/M_{\text{core}}$), such that the core will be destroyed and form an accretion disk about the NS upon merger if $r_{\text{tidal}} > R_{\text{core}}$. This translates to a simple metric based on the mass ratio, $q_c \leq 1$, for the core to remain intact. Applying this metric, we find that $\approx 20\%$ of TZO progenitors in our synthetic population satisfy this criterion for core disruption (Fig. 6). These systems are preferentially low-luminosity ($\lesssim 10^4 L/L_{\odot}$) post-MS stars. More luminous progenitors have cores massive enough that they generally avoid core disruption; this is primarily due to the binding energy of the core being directly proportional to the square of mass.

Using our synthetic population, we find that a non-negligible fraction of TZO progenitors are more massive and luminous, covering a wider temperature range than those modeled by Everson et al. (2023). Their models are exclusively post-MS with an upper mass limit of $\lesssim 40 M_{\odot}$, lacking the resolution to coarsely fill the crossing of the HG.

A caveat within our method with respect to the simulations of Everson et al. (2023) is that our stellar tracks are based on fitting formulae (Hurley et al. 2000) which do not contain the details of the structure of the core. These simplifying assumptions mean that we can only estimate q_c and thus the outcome of NS plunge-in. One effect of these differences can be seen in Fig. 6, where the less luminous MS progenitors in our model retain an intact core when detailed stellar models in hydrodynamic simulations clearly suggest they will experience core disruption. For MS donors, we assume the core mass of the star to be approximately equal to its total mass, which naturally results in an overestimation of the core mass. Taking a fraction of the star's mass as the core would increase the q_c favoring an outcome of core disruption.

Finally, Everson et al. (2023) find that all of their models, with both disrupted and non-disrupted cores, will form an accretion disk due to the angular momentum deposited by the NS during inspiral and merger, therefore preventing the assembly of stable TZO. From these failed TZO, they suggest instead that a thin-envelope TZO (TETZO) may be formed after the NS plunges in and subsequently collapses into a BH due to mass accretion. For these systems, if the binding energy of the core released during collapse or as accretion feedback is not sufficient

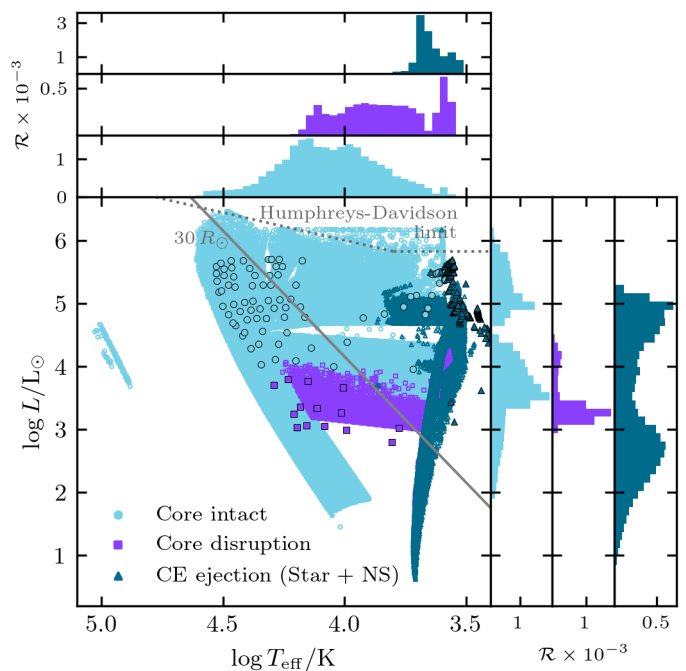


Fig. 6. HRD showing an alternative outcome of the CE phase (cf. Fig. 4). We analyse our synthetic population in the context of the evolutionary models from Everson et al. (2023). We assess the outcome of the CE evolution based on the criteria described by Everson et al. (2023) and show systems predicted to have an intact core (light blue), disrupted core (purple), and those that eject the CE (dark blue). The data from Everson et al. (2023) are overlaid as the same symbols with black outlines. We show a $30 R_{\odot}$ isoradial line, the cutoff for TETZO formation, as a solid line (gray). The y-axes of the histograms are scaled by the number of observable SNe in the synthetic population (see Sect. 2.1.2 for more details).

to fully eject the post-merger remnant envelope, a small fraction ($\lesssim 1\%$) of the initial envelope mass may remain as an optically-thick thin-envelope around the BH. The thin-envelope reprocesses accretion luminosity from the central engine and emits in the X-ray band, possibly contributing to the population of ultraluminous X-ray sources. We explore their metrics within our population and provide an estimate of the number of TZO progenitors which could become possible TETZOs. We estimate the formation rate of these TETZOs by considering the progenitors in which the companion radius is $\leq 30 R_{\odot}$ (below which TETZO formation may be most likely; see Fig. 7 of Everson et al. 2023) and estimate their lifetime following Equation 13 from Everson et al. (2023). From our population, and following the metrics provided by Everson et al. (2023), we obtain $\approx 1.1 \times 10^{-4}$ TETZOs per M_{\odot} , which corresponds to $\mathcal{R}_{\text{TETZO}} \approx 0.015$ and results in 1.5 ± 0.5 TETZOs in the Milky Way, which would form instead of the 5 ± 1 TZO previously discussed.

4.4. Helium-rich TZO

We find a small fraction ($\approx 0.1\%$ of our TZO subpopulation) of systems in which the donor is a HeMS star (see Sect. 3.3). These HeMS donors originate via the same formation pathway discussed throughout this work. Following Fig. 1: after the successful ejection (step 6) of the CE, the newly stripped HeMS star in the binary (step 7) might later fill its Roche lobe (step 8), beginning a new MT episode. Typically, this episode of MT proceeds in a dynamically stable manner (Hjellming & Webbink

1987; Soberman et al. 1997; Vigna-Gómez et al. 2018). The CE evolution leading to HeTZO occurs $\sim 10^4$ yr to $\sim 10^6$ yr after the binary's first CE event, well after the stripped star has had time to thermally readjust (Vigna-Gómez et al. 2022). In our population, $\approx 8\%$ of the HeMS stars with a NS companion experience dynamically unstable MT, resulting in a HeTZO. We find a formation rate of $\mathcal{R}_{\text{HeTZO}} \approx 4.0 \times 10^{-5}$ for these systems, which may constitute a lower limit for the following reasons. First, the radii of these stars may be underestimated, although the effect is small at high metallicity, and stability criteria in this regime are highly uncertain and untested (Laplace et al. 2020). Second, COMPAS does not account for tidal evolution nor circumbinary disks in post-CE binaries (see, e.g., Valli et al. 2024, and references therein) that could lower the separation of post-CE systems, increasing the number of mergers. Therefore, both the possible underestimation of the radius and the effect of tides could mean we are underestimating the number of HeTZO.

HeMS TZO progenitor donor stars in our synthetic population have luminosities between $\approx 5 \times 10^3 L_{\odot}$ and $\approx 5 \times 10^4 L_{\odot}$ with masses in the range between $\approx 2.5 M_{\odot}$ to $\approx 6 M_{\odot}$. With respect to their parameters as star + NS binaries, the mass ratio ($M_{\text{HeMS}}/M_{\text{NS}}$) of these systems is from 2.3 to 5.3 and the ζ_{RL} is between approximately 2 to 8. In COMPAS, the radius-mass exponent of HeMS stars is simplistically defined as a fixed number ($\zeta_{\text{HeMS}} = 2$) and the accretion rate onto a NS is determined by the Eddington limit (Team-COMPAS et al. 2022), which is why the condition for dynamical instability ($\zeta_{\text{RL}} > \zeta_{\text{HeMS}}$) is met for a fraction of systems. It is not clear if these configurations should actually result in a CE phase. Hjellming & Webbink (1987) used polytropic models to assess rapid MT in binaries; for radiative MS stars, they do find that a dynamical instability might arise if the mass ratio is above the critical value of 2.14. However, the only way to better determine the outcome for dynamical instability would be to depart from polytropic models and consider the structure and response of HeMS stars, as well as the orbital evolution this uncertain MT scenario, which is beyond the scope of this work.

In Fig. 5 we show that these systems have markedly different position in the mass and v_{CoM} parameter space with respect to unbound stars. TZO formed through the HeMS evolutionary channel might be identifiable through their slow spatial velocities, unusually high masses, and lack of hydrogen spectral lines. These donor stars have a mass range of $2.5 M_{\odot}$ to $5.9 M_{\odot}$, which is distinguishable from their unbound counterparts. Even if rare, these objects form an interesting avenue for future study, for example in the context of Luminous Fast Blue Optical Transients (Metzger 2022; Soker 2022).

4.5. Nucleosynthetic signatures

While the potential nucleosynthetic signature of high mass TZO has been discussed (see Levesque et al. 2014), the impact of rejuvenation and HeMS donors on the nucleosynthetic signature has not. In the case of rejuvenation, the accreted material is rich in He and N and poor in O and C, but these differences would not impact the outcome of the irp-process. Therefore, we do not expect nucleosynthesis from TZO to be significantly different due to previous rejuvenation.

Helium content, however, could have a noticeable impact on the abundance profile. The irp-process in high mass TZO is expected to lead to production of rubidium, strontium, yttrium, and molybdenum (Cannon 1993) as well as an overabundance of lithium (e.g., Podsiadlowski et al. 1995). These spectral features have been key tools in the search for TZO candidates (Levesque

et al. 2014; O'Grady et al. 2020, 2023). However, Farmer et al. (2023) find that evolutionary models with very high initial helium fractions can lack Rb. Our synthetic population predicts that a small fraction of TZO with high initial helium fractions will form, in particular those with post-terminal age MS or HeMS donors ($\approx 0.5\%$ of our TZO subpopulation). These TZO would likely have a distinct abundance profile, differing from the TZO previously considered in the literature (Farmer et al. 2023).

4.6. Collisions following a Supernova

While not the main focus of this paper, TZO have also been predicted to form via collisions following a SN (SN-TZO). In this channel, the SN kick propels the newly-formed NS directly into the companion star, which could potentially form a TZO. We calculated the rate of systems in our synthetic population where one of the stars has experienced a SN resulting in a NS, and the companion is a non-degenerate star, as $\mathcal{R} \approx 0.032$. We find that $\approx 1\%$ of these systems have a periastron $\leq 1 R_{\odot}$ directly after the SN explosion and thus could possibly result in a TZO candidate from the SN collision scenario; this order-of-magnitude estimate results in a formation rate of $\mathcal{R}_{\text{SN-TZO}} \approx 3.4 \times 10^{-4}$. While this rate is low, these could still become relevant to the TZO population and are worth consideration.

Leonard et al. (1994) estimated a Galactic formation rate for this channel of $0.25 \text{ kpc}^{-2} \text{ Myr}^{-1}$ for TZO with an envelope mass over $5 M_{\odot}$. Using a Galactic radius of 15 kpc and extrapolating their rate to the Galactic disk gives $2 \times 10^{-4} \text{ yr}^{-1}$. Our previously computed formation rate of $\approx 4 \times 10^{-4} \text{ yr}^{-1}$ is higher than the above extrapolated rate. However, Leonard et al. (1994) only considers dynamically-formed TZO, and notes that including the CE evolution channel could increase the formation rate.

Podsiadlowski et al. (1995) proposed that the SN colliding channel could be of comparable importance to the CE channel, the latter with an estimated rate of $\sim 10^{-4} \text{ yr}^{-1}$. Renzo et al. (2019) optimistically estimated that 10^{-4} TZO would form per binary SN events at the time of the SN forming the NS, based on the solid angle seen by the companion. Starting with the rate of binaries where one is a NS and the other is a non-degenerate star, using the formation rate of $\sim 10^{-4}$ per core-collapse events in a binary from Renzo et al. (2019) results in $\mathcal{R} \approx 3 \times 10^{-6}$ TZO formed via collision post-SN in our synthetic population. Translating this into a rate per year (using the previously mentioned SFR), we obtain 10^{-4} yr^{-1} , the same as Podsiadlowski et al. (1995) estimated for the collision channel and lower than the rate estimated with the CE channel. Additionally, Hirai & Podsiadlowski (2022) studied the scenario in which the NS becomes unbound and then collides with its companion, but concluded that such events were rare enough to not impact previous estimates of the TZO rate.

5. Summary

In this study we analyzed the Galactic metallicity, CE efficiency parameter at unity synthetic population from Grichener (2023) with a focus on potential progenitors of TZO assembled in the field via CE evolution and SN kick-induced mergers. We used this data to explore the potential progenitors of TZO assembled in the field, particularly in the context of the CE channel. The TZO donor progenitors found in this population have an upper mass limit of $\approx 110 M_{\odot}$, which is significantly more massive than existing TZO models and suggest that TZO should be explored at higher mass ranges.

Rates. We found a formation rate of $\approx 2 \times 10^{-4}$ TŻOs per M_{\odot} or $\mathcal{R}_{\text{TŻO}} = N_{\text{TŻO}}/N_{\text{SNe}} \approx 0.03$, in agreement with other studies in the literature (e.g., Cannon 1993; Podsiadlowski et al. 1995; Hutlukejiang et al. 2018). We used TŻO lifetimes as calculated in the one-dimensional detailed stellar simulations from Farmer et al. (2023) which are of order 10^4 yr to 10^5 yr. We predicted $\approx 5 \pm 1$ TŻOs presently in the Milky Way. We found that our formation rates are overall consistent with those in the literature and that the predicted number of Galactic TŻOs is largely sensitive to the TŻO predicted lifetime.

Rejuvenation. We found that 92% (78%) of TŻO (star + NS) progenitor stellar donors have previously accreted mass during a MT episode and have become rejuvenated. If the lower binding energy of rejuvenated stars results in easier CE ejection, we speculate that many of the TŻO progenitors in our population could actually result in star + NS systems, and potentially decrease (increase) the formation rate of TŻOs (DCO formations and mergers).

Core disruption and TETŻOs. We used the criterion of Everson et al. (2023) and found that the majority of our TŻO progenitors avoid core disruption. We compared our results to the TŻO models from Everson et al. (2023), which suggest that excess angular momentum deposited during CE evolution likely prevents the formation of canonical TŻOs in field binaries, identifying unexplored regions of the parameter space described by our synthetic population. Everson et al. (2023) present TETŻOs as a hypothetical merger product and X-ray source that may form from failed TŻOs; we estimated the number of TETŻOs in the Milky Way to be 1.5 ± 0.5 .

He-rich TŻOs. We found a rare outcome ($\mathcal{R}_{\text{HeTŻO}} \approx 4 \times 10^{-5}$) in which a Helium-rich, stripped progenitor merges with a NS companion, a configuration that is generally not accounted for in the literature. These configurations would likely emit a distinct spectral signature, and therefore pose an interesting topic and merit further study.

Kinematics. We compared TŻO progenitors and unbound stars in mass and spatial velocity and found nearly complete degeneracy for progenitor stars on the MS. However, post-MS and HeMS TŻO progenitor stars are more massive and have lower spatial velocities than their unbound counterparts. We find that TŻO progenitors can be difficult to distinguish from stars which become unbound after the first SN, while also being significantly less common.

SN colliding TŻOs. We briefly explored TŻOs that form when the SN kicks the newly formed NS into the companion star. We found these systems and filtered for those with a periastron $\leq 1 R_{\odot}$ directly after the SN explosion in order to estimate a formation rate of $\mathcal{R}_{\text{SN-TŻO}} \sim 10^{-4}$. We consider that it is possible that these systems collided and merged into TŻOs.

Acknowledgements

We thank Martyna Chruslinska, Selma de Mink, Ryosuke Hirai, Cole Johnston, Stephen Justham, Jing-Ze Ma, Ruggero Valli, and Reinhold Willcox for useful discussions. We thank Richard O’Shaughnessy for his support. We thank the Kavli Foundation

and the Max Planck Institute for Astrophysics for supporting the 2023 Kavli Summer Program during which much of this work was completed. KN thanks the LSST-DA Data Science Fellowship Program, which is funded by LSST-DA, the Brinson Foundation, and the Moore Foundation; her participation in the program has benefited this work. AVG acknowledges funding from the Netherlands Organisation for Scientific Research (NWO), as part of the Vidi research program BinWaves (project number 639.042.728, PI: de Mink). AG acknowledges support from the Miriam and Aaron Gutwirth Fellowship and from the Gruber Fellowship funded by the IAU and The Gruber Foundation. RWE acknowledges support from the Heising-Simons Foundation.

References

- Abbott, B. P., Abbott, R., Abbott, T. D., et al. 2017, *Physical Review Letters*, 119, 161101
- Ablimit, I., Podsiadlowski, P., Hirai, R., & Wicker, J. 2022, *Monthly Notices of the Royal Astronomical Society*, 513, 4802
- Abt, H. A. 1983, *Annual Review of Astronomy and Astrophysics*, 21, 343
- Asplund, M., Grevesse, N., Sauval, A. J., & Scott, P. 2009, *Annual Review of Astronomy and Astrophysics*, 47, 481
- Beasor, E. R., Davies, B., Cabrera-Ziri, I., & Hurst, G. 2018, *Monthly Notices of the Royal Astronomical Society*, 479, 3101
- Belczynski, K., Holz, D. E., Bulik, T., & O’Shaughnessy, R. 2016, *Nature*, 534, 512
- Biehle, G. T. 1991, *The Astrophysical Journal*, 380, 167
- Biehle, G. T. 1994, *The Astrophysical Journal*, 420, 364
- Blaauw, A. 1961, *Bulletin of the Astronomical Institutes of the Netherlands*, 15, 265
- Boersma, J. 1961, *Bulletin of the Astronomical Institutes of the Netherlands*, 15, 291
- Broekgaarden, F. S., Berger, E., Neijssel, C. J., et al. 2021, *Monthly Notices of the Royal Astronomical Society*, 508, 5028
- Cannon, R. C. 1993, *Monthly Notices of the Royal Astronomical Society*, 263, 817
- Cannon, R. C., Eggleton, P. P., Zytzkow, A. N., & Podsiadlowski, P. 1992, *The Astrophysical Journal*, 386, 206
- Chevalier, R. A. 2012, *The Astrophysical Journal*, 752, L2
- Chruslinska, M., Belczynski, K., Klencki, J., & Benacquista, M. 2018, *Monthly Notices of the Royal Astronomical Society*, 474, 2937
- Clopper, C. J. & Pearson, E. S. 1934, *Biometrika*, 26, 404
- Coe, M. J. & Pightling, S. L. 1998, *Monthly Notices of the Royal Astronomical Society*, 299, 223
- DeMarchi, L., Sanders, J. R., & Levesque, E. M. 2021, *The Astrophysical Journal*, 911, 101
- Dong, D. Z., Hallinan, G., Nakar, E., et al. 2021, *Science*, 373, 1125
- Eggleton, P. P. 1983, *The Astrophysical Journal*, 268, 368
- Eich, C., Zimmermann, M. E., Thorne, K. S., & Zytzkow, A. N. 1989, *The Astrophysical Journal*, 346, 277
- Eisner, N. L., Johnston, C., Toonen, S., et al. 2022, *Monthly Notices of the Royal Astronomical Society*, 511, 4710
- Eldridge, J. J., Langer, N., & Tout, C. A. 2011, *Monthly Notices of the Royal Astronomical Society*, 414, 3501
- Elia, D., Molinari, S., Schisano, E., et al. 2022, *The Astrophysical Journal*, 941, 162
- Everson, R. W., Hutchinson-Smith, T., Vigna-Gómez, A., & Ramirez-Ruiz, E. 2023, *Rethinking Thorne-Zytzkow Object Formation: Assembly via Common Envelope in Field Binaries*
- Farmer, R., Renzo, M., de Mink, S. E., Marchant, P., & Justham, S. 2019, *The Astrophysical Journal*, 887, 53
- Farmer, R., Renzo, M., Göteborg, Y., et al. 2023, *Monthly Notices of the Royal Astronomical Society*, 524, 1692
- Fryer, C. L., Belczynski, K., Wiktorowicz, G., et al. 2012, *The Astrophysical Journal*, 749, 91
- Gallegos-Garcia, M., Berry, C. P. L., & Kalogera, V. 2023, *The Astrophysical Journal*, 955, 133
- Göteborg, Y., Korol, V., Lamberts, A., et al. 2020, *The Astrophysical Journal*, 904, 56
- Grichener, A. 2023, *Monthly Notices of the Royal Astronomical Society*, 523, 221
- Grichener, A. 2024, *Population Synthesis Data of Massive Binaries: NS/BH-core Mergers and Double Compact Objects Formation and Mergers*

- Grichener, A. & Soker, N. 2023, *Monthly Notices of the Royal Astronomical Society*, 523, 6041
- Hall, P. D. & Tout, C. A. 2014, *Monthly Notices of the Royal Astronomical Society*, 444, 3209
- Hellings, P. 1983, *Astrophysics and Space Science*, 96, 37
- Hellings, P. 1984, *Astrophysics and Space Science*, 104, 83
- Hirai, R. & Podsiadlowski, P. 2022, *Monthly Notices of the Royal Astronomical Society*, 517, 4544
- Hjellming, M. S. & Webbink, R. F. 1987, *The Astrophysical Journal*, 318, 794
- Humphreys, R. M. & Davidson, K. 1994, *PASP*, 106, 1025
- Hurley, J. R., Pols, O. R., & Tout, C. A. 2000, *Monthly Notices of the Royal Astronomical Society*, 315, 543
- Hurley, J. R., Tout, C. A., & Pols, O. R. 2002, *Monthly Notices of the Royal Astronomical Society*, 329, 897
- Hutchinson-Smith, T., Everson, R. W., Batta, A., et al. 2023, *Rethinking Thorne-Zytkow Object Formation: The Fate of X-ray Binary LMC X-4 and Implications for Ultra-long Gamma-ray Bursts*
- Hutilukejiang, B., Zhu, C., Wang, Z., & Lü, G. 2018, *Journal of Astrophysics and Astronomy*, 39, 21
- Iben, Jr., I. & Livio, M. 1993, *Publications of the Astronomical Society of the Pacific*, 105, 1373
- Ivanova, N., Justham, S., Chen, X., et al. 2013, *The Astronomy and Astrophysics Review*, 21, 59
- Ivanova, N., Justham, S., & Ricker, P. 2020, *Common Envelope Evolution* (IOP Publishing)
- Ivanova, N., Kundu, S., & Pourmand, A. 2024, *Unified Rapid Mass Transfer*
- Klencki, J., Nelemans, G., Istrate, A. G., & Chruslinska, M. 2021, *Astronomy and Astrophysics*, 645, A54
- Kobulnicky, H. A., Smullen, R. A., Kiminki, D. C., et al. 2012, *The Astrophysical Journal*, 756, 50
- Kroupa, P. 2001, *Monthly Notices of the Royal Astronomical Society*, 322, 231
- Kruckow, M. U., Tauris, T. M., Langer, N., Kramer, M., & Izzard, R. G. 2018, *Monthly Notices of the Royal Astronomical Society*, 481, 1908
- Landau, L. 1938, *Nature*, 141, 333
- Langer, N. 2012, *Annual Review of Astronomy and Astrophysics*, 50, 107
- Langer, N., Norman, C. A., de Koter, A., et al. 2007, *Astronomy and Astrophysics*, 475, L19
- Laplace, E., Göteborg, Y., de Mink, S. E., Justham, S., & Farmer, R. 2020, *A&A*, 637, A6
- Lau, M. Y. M., Mandel, I., Vigna-Gómez, A., et al. 2020, *Monthly Notices of the Royal Astronomical Society*, 492, 3061
- Leonard, P. J. T., Hills, J. G., & Dewey, R. J. 1994, *The Astrophysical Journal*, 423, L19
- Levesque, E. M., Massey, P., Zytzkow, A. N., & Morrell, N. 2014, *Monthly Notices of the Royal Astronomical Society*, 443, L94
- Livio, M. & Soker, N. 1988, *The Astrophysical Journal*, 329, 764
- Maccarone, T. J. & de Mink, S. E. 2016, *Monthly Notices of the Royal Astronomical Society*, 458, L1
- Metzger, B. D. 2022, *The Astrophysical Journal*, 932, 84
- Meurs, E. J. A. & van den Heuvel, E. P. J. 1989, *Astronomy and Astrophysics*, 226, 88
- Neo, S., Miyaji, S., Nomoto, K., & Sugimoto, D. 1977, *Publications of the Astronomical Society of Japan*, 29, 249
- Offner, S. S. R., Moe, M., Kratter, K. M., et al. 2023, in *Astronomical Society of the Pacific Conference Series*, Vol. 534, *Protostars and Planets VII*, ed. S. Inutsuka, Y. Aikawa, T. Muto, K. Tomida, & M. Tamura, 275
- O'Grady, A. J. G., Drout, M. R., Gaensler, B. M., et al. 2023, *The Astrophysical Journal*, 943, 18
- O'Grady, A. J. G., Drout, M. R., Shappee, B. J., et al. 2020, *The Astrophysical Journal*, 901, 135
- Oppenheimer, J. R. & Volkoff, G. M. 1939, *Physical Review*, 55, 374
- Özel, F., Psaltis, D., Narayan, R., & McClintock, J. E. 2010, *The Astrophysical Journal*, 725, 1918
- Paczynski, B. 1976, 73, 75
- Pavlovskii, K. & Ivanova, N. 2015, *Monthly Notices of the Royal Astronomical Society*, 449, 4415
- Peters, P. C. 1964, *Physical Review*, 136, 1224
- Podsiadlowski, P., Cannon, R. C., & Rees, M. J. 1995, *Monthly Notices of the Royal Astronomical Society*, 274, 485
- Pols, O. R., Schröder, K.-P., Hurley, J. R., Tout, C. A., & Eggleton, P. P. 1998, *Monthly Notices of the Royal Astronomical Society*, 298, 525
- Ray, A., Kembhavi, A. K., & Antia, H. M. 1987, *Astronomy and Astrophysics*, 184, 164
- Renzo, M., Zapartas, E., de Mink, S. E., et al. 2019, *Astronomy and Astrophysics*, 624, A66
- Renzo, M., Zapartas, E., Justham, S., et al. 2023, *The Astrophysical Journal*, 942, L32
- Romagnolo, A., Klencki, J., Vigna-Gómez, A., & Belczynski, K. in prep.
- Röpke, F. K. & De Marco, O. 2023, *Living Reviews in Computational Astrophysics*, 9, 2
- Sana, H., de Mink, S. E., de Koter, A., et al. 2012, *Science*, 337, 444
- Siegel, J. C., Kiato, I., Kalogera, V., et al. 2023, *The Astrophysical Journal*, 954, 212
- Soberman, G. E., Phinney, E. S., & van den Heuvel, E. P. J. 1997, *Astronomy and Astrophysics*, 327, 620
- Soker, N. 2022, *Research in Astronomy and Astrophysics*, 22, 055010
- Soker, N. & Gilkis, A. 2018, *Monthly Notices of the Royal Astronomical Society*, 475, 1198
- Soker, N., Grichener, A., & Gilkis, A. 2019, *Monthly Notices of the Royal Astronomical Society*, 484, 4972
- Stevenson, S., Vigna-Gómez, A., Mandel, I., et al. 2017, *Nature Communications*, 8, 14906
- Taam, R. E., Bodenheimer, P., & Ostriker, J. P. 1978, *The Astrophysical Journal*, 222, 269
- Tabernero, H. M., Dorda, R., Negueruela, I., & Marfil, E. 2021, *Astronomy and Astrophysics*, 646, A98
- Tauris, T. M., Kramer, M., Freire, P. C. C., et al. 2017, *The Astrophysical Journal*, 846, 170
- Team-COMPAS, Riley, J., Agrawal, P., et al. 2022, *The Journal of Open Source Software*, 7, 3838
- Thorne, K. S. & Zytzkow, A. N. 1975, *The Astrophysical Journal*, 199, L19
- Thorne, K. S. & Zytzkow, A. N. 1977, *The Astrophysical Journal*, 212, 832
- Tout, C. A., Zytzkow, A. N., Church, R. P., et al. 2014, *Monthly Notices of the Royal Astronomical Society*, 445, L36
- Valli, R., Tiede, C., Vigna-Gómez, A., et al. 2024, *arXiv e-prints*, arXiv:2401.17355
- van der Meij, V., Guo, D., Kaper, L., & Renzo, M. 2021, *A&A*, 655, A31
- Vanture, A. D., Zucker, D., & Wallerstein, G. 1999, *The Astrophysical Journal*, 514, 932
- Vigna-Gómez, A., MacLeod, M., Neijssel, C. J., et al. 2020, *Publications of the Astronomical Society of Australia*, 37, e038
- Vigna-Gómez, A., Neijssel, C. J., Stevenson, S., et al. 2018, *Monthly Notices of the Royal Astronomical Society*, 481, 4009
- Vigna-Gómez, A. & Rebagliato, T. 2020, *Graphics: Evolutionary Pathways Leading to Double Neutron Star Formation*
- Vigna-Gómez, A., Wassink, M., Klencki, J., et al. 2022, *MNRAS*, 511, 2326
- Wagg, T., Broekgaarden, F. S., de Mink, S. E., et al. 2022, *The Astrophysical Journal*, 937, 118
- Wagg, T., Johnston, C., Bellinger, E. P., et al. 2024, *The Asteroseismic Imprints of Mass Transfer: A Case Study of a Binary Mass Gainer in the SPB Instability Strip*
- Webbink, R. F. 1984, *The Astrophysical Journal*, 277, 355
- Xin, C., Renzo, M., & Metzger, B. D. 2022, *MNRAS*, 516, 5816
- Xu, X.-J. & Li, X.-D. 2010a, *The Astrophysical Journal*, 722, 1985
- Xu, X.-J. & Li, X.-D. 2010b, *The Astrophysical Journal*, 716, 114
- Zapartas, E., de Mink, S. E., Izzard, R. G., et al. 2017, *Astronomy and Astrophysics*, 601, A29
- Zhu, J.-P., Qin, Y., Wang, Z.-H.-T., et al. 2024, *Monthly Notices of the Royal Astronomical Society*, 529, 4554