

---

# FedLog: Personalized Federated Classification with Less Communication and More Flexibility

---

Haolin Yu\*  
h89yu@uwaterloo.ca

Guojun Zhang  
guojun.zhang@uwaterloo.ca

Pascal Poupart\*  
ppoupart@uwaterloo.ca

## Abstract

In federated learning (FL), the common paradigm that FedAvg proposes and most algorithms follow is that clients train local models with their private data, and the model parameters are shared for central aggregation, mostly averaging. In this paradigm, the communication cost is often a challenge, as modern massive neural networks can contain millions to billions parameters. We suggest that clients do not share model parameters but local data summaries, to decrease the cost of sharing. We develop a new algorithm FedLog with Bayesian inference, which shares only sufficient statistics of local data. FedLog transmits messages as small as the last layer of the original model. We conducted comprehensive experiments to show we outperform other FL algorithms that aim at decreasing the communication cost. To provide formal privacy guarantees, we further extend FedLog with differential privacy and show the trade-off between privacy budget and accuracy.

## 1 Introduction

This work focuses on the design of techniques that are communication efficient and flexible for personalized federated learning (FL). The main challenge in FL is to enable communication between different clients and a server to facilitate the estimation of (personalized) aggregated models while keeping private the data in each client [1]. Hence, instead of sharing the data into a central location, clients share parameters of their local model which are then aggregated. However, this may induce large communication costs when the models are large (millions to billions of parameters) [1] and most aggregation schemes require homogeneous architectures across clients [2, 3, 4, 5, 6]. While the data never leaves the clients, the shared parameters may be thought as implicit data summaries since they indirectly capture information about the data. Given this perspective, one may ask: can we reduce communication costs by sharing small data summaries while preserving privacy and can clients utilize different model architectures?

This paper describes a new algorithm called FedLog that shares data summaries with much smaller dimensionality than model parameterization. Furthermore, clients may use different model architectures to compute those summaries. Since the parameters of those local models are never shared, they do not need to use the same architecture. Data summaries are aggregated in a central server that trains a global prediction head by Bayesian inference. More specifically, it treats the data summaries as sufficient statistics in an exponential family model and returns to the clients the canonical parameters of this exponential family model. While all clients use this same head for prediction, their locally trained models for data summarization enable them to personalize their predictions. Differential privacy (DP) is incorporated to mitigate privacy leakage via the data summaries. The paper makes the following contributions:

- FedLog: a new Federated Bayesian logistic regression algorithm, the model of which is carefully designed to provide a statistical interpretation for representation learning.

---

\*University of Waterloo, Waterloo, Canada; Vector Institute for AI, Toronto, Canada

- Experiments demonstrating FedLog’s low communication cost (as small as 1.6% of the original model per round) and fast convergence under multiple situations.
- Incorporation of DP and demonstration of favorable trade-off between privacy and utility.

## 2 Background

### 2.1 Federated Learning and Personalized FL

In Federated Learning (FL), there is always a collection of clients  $c \in S$  who wish to collaborate, and each client holds their own data  $\mathcal{D}_c = (\mathbf{X}_c, \mathbf{y}_c)$  locally. We seek to train some machine learning model  $\mathcal{M}_\theta$  with parameters  $\theta$  on these client data. Conventionally, we would centralize all the data  $\mathcal{D} = \bigcup_{c \in S} \mathcal{D}_c$ , and choose some algorithm  $\mathcal{A}$  and parameter initialization  $\theta_0$  to learn the model:

$$\mathcal{M}_\theta = \mathcal{A}(\mathcal{D}, \theta_0)$$

This simple approach becomes infeasible if the clients cannot directly share their data due to privacy concerns. FL intends to tackle this problem. A trusted central server is allowed to receive and send perturbed matrices that only contain limited information about raw client data, such as model parameters. Most FL algorithms follow the following paradigm. Such algorithms iterate between local optimization and global aggregation. During local optimization at  $t^{\text{th}}$  iteration, all the clients (or a proportion of the clients in some cases) start with the global consensus parameters  $\theta^t$ , and run the algorithm  $\mathcal{A}$  to update the local models:  $\mathcal{M}_{\theta_c^{t+1}} = \mathcal{A}(\mathcal{D}_c, \theta^t)$ . Note the local models could have other local parameters  $\tilde{\theta}$  than  $\theta$ , but is omitted in the notation for simplicity. Then, clients potentially compress their updated model parameters, and send them instead of data to the central server so that it can be aggregated into the global consensus parameters for next iteration  $\theta^{t+1}$ .

In this paradigm, one challenge is how to aggregate model parameters so that the resulting global consensus  $\theta^{t+1}$  is a better approximation to the centralization version. This is especially challenging when the number of local training epochs  $> 1$  [7], due to non-linear loss functions and predictors, thus many FL algorithms simply resort to the averaging heuristic [2, 3, 4, 5, 6]. For example, the very first FL algorithm, FedAvg [2], let the clients send all model parameters to the server without compressing, and their weighted average becomes the new global consensus.

Another challenge is that clients often have different data distribution  $\Pr(\mathbf{X})$ ,  $\Pr(\mathbf{y})$  or even  $\Pr(\mathbf{y}|\mathbf{X})$ . This is referred to as non-i.i.d. clients, and it could harm the global aggregation in terms of convergence rate and model utility [8], especially when the goal is to learn a global model. Thus, personalized FL is introduced, where a global model is not mandatory, but each client could have their own model that best fit their data distribution. See [9] for more motivation and algorithms.

### 2.2 Exponential Family

Exponential family refers to a set of probability distributions of the following canonical form.

$$\Pr(\mathbf{x}|\boldsymbol{\eta}) = h(\mathbf{x}) \exp(\boldsymbol{\eta}^\top \mathbf{T}(\mathbf{x}) - A(\boldsymbol{\eta})) \quad (1)$$

where  $h(\mathbf{x})$ ,  $\mathbf{T}(\mathbf{x})$ ,  $A(\boldsymbol{\eta})$  are known functions.  $\boldsymbol{\eta} \in \mathbb{R}^d$  is the canonical parameter of the family. The base measure  $h(\mathbf{x}) : \mathbb{R}^p \rightarrow \mathbb{R}$  must be non-negative.  $\mathbf{T}(\mathbf{x}) : \mathbb{R}^p \rightarrow \mathbb{R}^d$  is the sufficient statistics of  $\mathbf{x}$ . It is “sufficient” in the sense that it captures all the information of  $\mathbf{x}$  that can be used to infer  $\boldsymbol{\eta}$  (i.e.,  $\mathbf{x} \perp\!\!\!\perp \boldsymbol{\eta} | \mathbf{T}(\mathbf{x})$ , conditional independence) [10]. The cumulant function  $A(\boldsymbol{\eta}) : \mathbb{R}^d \rightarrow \mathbb{R}$  is automatically determined by  $h(\mathbf{x})$  and  $\mathbf{T}(\mathbf{x})$ , since it must normalize the probability density function (p.d.f.) so that the integral of the p.d.f. equals to 1:  $A(\boldsymbol{\eta}) = \ln \int_{\mathbf{x}} h(\mathbf{x}) \exp(\boldsymbol{\eta}^\top \mathbf{T}(\mathbf{x})) d\mathbf{x}$ .

### 2.3 Conjugate Priors

Suppose we wish to model the distribution of some data  $\mathbf{x}$  by learning some parameters  $\boldsymbol{\eta}$ , and denote the likelihood induced by the model  $\Pr(\mathbf{x}|\boldsymbol{\eta})$ . With Bayesian inference,  $\boldsymbol{\eta}$  is often treated as random variables, and a prior distribution  $\Pr(\boldsymbol{\eta})$  can be specified to incorporate prior knowledge. Then, by Bayes’ Theorem the posterior distribution is:

$$\Pr(\boldsymbol{\eta}|\mathbf{x}) = \frac{\Pr(\mathbf{x}|\boldsymbol{\eta}) \Pr(\boldsymbol{\eta})}{\Pr(\mathbf{x})} = \frac{\Pr(\mathbf{x}|\boldsymbol{\eta}) \Pr(\boldsymbol{\eta})}{\int_{\boldsymbol{\eta}} \Pr(\mathbf{x}|\boldsymbol{\eta}) \Pr(\boldsymbol{\eta}) d\boldsymbol{\eta}} \quad (2)$$

The integral in Eq. 2 and thus the posterior  $\Pr(\boldsymbol{\eta}|\mathbf{x})$  may not be tractable for arbitrary priors  $\Pr(\boldsymbol{\eta})$ . A convenient choice that guarantees analytical solutions is the conjugate prior. Given a likelihood  $\Pr(\mathbf{x}|\boldsymbol{\eta})$ , a prior is called its conjugate prior if  $\Pr(\boldsymbol{\eta})$  and  $\Pr(\mathbf{x}|\boldsymbol{\eta})$  follow the same distribution family. Specifically, if the likelihood is an exponential family, it has known conjugate priors [11].

$$\text{Likelihood:} \quad \Pr(\mathbf{x}|\boldsymbol{\eta}) = h(\mathbf{x}) \exp(\boldsymbol{\eta}^\top \mathbf{T}(\mathbf{x}) - A(\boldsymbol{\eta})) \quad (3)$$

$$\text{Prior:} \quad \Pr(\boldsymbol{\eta}; \boldsymbol{\chi}, \nu) = f(\boldsymbol{\chi}, \nu) \exp(\boldsymbol{\eta}^\top \boldsymbol{\chi} - \nu A(\boldsymbol{\eta})) \quad (4)$$

$$\text{Posterior:} \quad \Pr(\boldsymbol{\eta}|\mathbf{x}) = \Pr(\boldsymbol{\eta}; \boldsymbol{\chi} + \mathbf{T}(\mathbf{x}), \nu + 1) \quad (5)$$

where  $\boldsymbol{\chi} \in \mathbb{R}^d, \nu \in \mathbb{R}$  are deterministic parameters of the prior, and  $f(\boldsymbol{\chi}, \nu) : \mathbb{R}^d \times \mathbb{R} \rightarrow \mathbb{R}$  is automatically determined by  $A(\boldsymbol{\eta})$ :  $f(\boldsymbol{\chi}, \nu)^{-1} = \int_{\boldsymbol{\eta}} \exp(\boldsymbol{\eta}^\top \boldsymbol{\chi} - \nu A(\boldsymbol{\eta})) d\boldsymbol{\eta}$ .

## 2.4 Related Work

**Representation learning.** The most related to our works are federated representation learning methods. These approaches separate a whole neural network into two parts, body and head. They interpret the body as a deep neural network that learns a compact feature representation from raw data, and the head as a few shallow layers that map the features to the prediction. LG-FedAvg [3] chooses to localize the body and learn local feature representations, but averages the head for global information sharing. On the contrary, FedPer [4] localizes the head but averages the body to learn a universal representation. Later, FedRep [5] also localizes the head, but instead of jointly updating the body and the head locally, they first update the local head to convergence, and then fix the head and update the body. FedProto [12] localizes the whole model, but averages feature representations by class and forces local models to learn similar representations. FedLog can also be interpreted as a representation learning algorithm, where we learn local representations by all the layers except the last one. However, unlike previous works that share model parameters and heuristically average them, we share data summaries and update the global head with Bayesian inference.

Another line of works (CCVR [13], FedPFT [14]) fit Gaussian Mixture Models (GMM) to local features extracted by a globally uniformed body, and shares the natural parameters. The server then draws virtual features from the GMM and train a global model. It is notable that these algorithms rely on pretrained FedAvg or foundation models to unify the body. Although FedLog also fits a exponential family distribution to local features, we do not need such pretrained models since our bodies are trained locally with any architecture. Also, we work with the canonical parameters (which result in smaller messages) and do not need to draw virtual samples from the learnt distribution.

**Communication efficient FL.** In addition to localizing part of the original model, which decreases the message size straightforwardly, other lines of work that aim at communication efficient FL include optimization algorithms, client selection, and model compression [1]. First, it has been shown that local training epochs could impact the rounds of global communication needed [2]. Based on this observation, researchers proposed different local optimization methods to reduce the communication rounds [15, 16, 17]. On the other hand, instead of updating all clients or randomly selecting a subset of clients, researchers proposed various algorithms that accelerate the global learning process by carefully selecting clients that contribute more to the global model or are more efficient in terms of uploading time [18, 19, 20, 21]. Additionally, researchers proposed algorithms that transmit smaller messages than the whole model by reducing and compressing the parameters [22, 23, 24]. However, most such algorithms are efficient at the cost of model accuracy [25].

**Bayesian FL.** Other Bayesian models have been explored to represent distributions over models and predictions in FL. The challenge is in the aggregation of the local posteriors. Various techniques have been proposed including personalized GPs [6], posterior averaging [26], online Laplace approximation [27], Thompson sampling [28], MCMC sampling [29]. There is not much in common between these techniques with our approach despite the use of Bayes theorem since prior Bayesian techniques tend to emphasize on calibration, approximating the posterior, or even different tasks.

## 3 Federated Bayesian Logistic Regression

In this section, we first detail our model construction and algorithm. Then, we show how to incorporate differential privacy to prevent potential privacy leakage.

### 3.1 FedLog

**Notations.** Let  $\tilde{\theta}_c$  denote the parameters of a local neural network of client  $c$ . Let  $f_{\tilde{\theta}_c} : \mathbb{R}^p \rightarrow \mathbb{R}^m$  be the function of the local neural network and  $\Phi_c = f_{\tilde{\theta}_c}(\mathbf{X}_c)$  be the  $m$  local features extracted from the local input. For convenience, we designate one of the features to be always 1. Let  $n_{class}$  denote the total number of classes in a classification task, and  $n_c$  denote the size of the local dataset. Let  $\mathbf{e}_i \in \mathbb{R}^{n_{class}}$  be the standard basis (i.e. one-hot vector form) of label  $i \in \{1, 2, \dots, n_{class}\}$ , and  $\otimes : \mathbb{R}^m \times \mathbb{R}^{n_{class}} \rightarrow \mathbb{R}^{m \times n_{class}}$  be the Kronecker product.

We assume the joint probability of each data point in  $(\Phi_c, \mathbf{y}_c)$ , denoted as  $\Pr(\phi, y)$ , is an exponential family with canonical parameters  $\boldsymbol{\eta} \in \mathbb{R}^{m \times n_{class}}$  as follows.

$$\text{sufficient statistics: } \mathbf{T}(\phi, y) := \phi \otimes \mathbf{e}_y \quad (6)$$

$$\text{base measure: } h(\phi, y) := \frac{\exp(-\sum_{i=1}^m \phi_i^2)}{\sqrt{\pi^m}} \quad (7)$$

where  $\phi_i \in \mathbb{R}$  denotes the  $i^{th}$  entry of  $\phi$ . One advantage with this specific choice of  $\mathbf{T}$  and  $h$  is that  $A$  has an explicit expression. Let  $\boldsymbol{\eta}_y \in \mathbb{R}^m$  denote the  $((y-1) * m)^{th}$  to  $(y * m)^{th}$  entries of  $\boldsymbol{\eta}$ ,  $y \in \{1, 2, \dots, n_{class}\}$ . Let  $\boldsymbol{\eta}_{y,i} \in \mathbb{R}$  denote the  $i^{th}$  entry of  $\boldsymbol{\eta}_y$ . Then,

$$A(\boldsymbol{\eta}) = \ln \sum_{y=1}^{n_{class}} \int_{-\infty}^{\infty} \frac{\exp(\sum_{i=1}^m \boldsymbol{\eta}_{y,i} \phi_i - \phi_i^2)}{\sqrt{\pi^m}} d\phi = \ln \sum_{y=1}^{n_{class}} \exp\left(\frac{\sum_{i=1}^m \boldsymbol{\eta}_{y,i}^2}{4}\right) \quad (8)$$

We can write out the likelihood, conditional likelihood, prior, and posterior as follows.

$$\Pr(\phi, y | \boldsymbol{\eta}) = \frac{\exp(\boldsymbol{\eta}_y^\top \phi - \phi^\top \phi)}{\sqrt{\pi^m} \sum_{y'=1}^{n_{class}} \exp(\boldsymbol{\eta}_{y'}^\top \boldsymbol{\eta}_{y'} / 4)} \quad (9)$$

$$\Pr(y | \phi, \boldsymbol{\eta}) = \frac{\Pr(\phi, y | \boldsymbol{\eta})}{\Pr(\phi | \boldsymbol{\eta})} = \frac{\exp(\boldsymbol{\eta}_y^\top \phi)}{\sum_{y'=1}^{n_{class}} \exp(\boldsymbol{\eta}_{y'}^\top \phi)} \quad (10)$$

$$\Pr(\boldsymbol{\eta}; \boldsymbol{\chi}, \nu) = f(\boldsymbol{\chi}, \nu) \frac{\exp(\boldsymbol{\eta}^\top \boldsymbol{\chi})}{(\sum_{y=1}^{n_{class}} \exp(\boldsymbol{\eta}_y^\top \boldsymbol{\eta}_y / 4))^\nu} \quad (11)$$

$$\Pr(\boldsymbol{\eta} | \phi, y) = \Pr(\boldsymbol{\eta}; \boldsymbol{\chi} + \phi \otimes \mathbf{e}_y, \nu + 1) \quad (12)$$

Unfortunately, the normalizing constant function  $f(\boldsymbol{\chi}, \nu)$ , the marginal likelihood  $\Pr(y | \phi)$ , and the predictive posterior  $\Pr(y_* | \phi_*, \phi, y)$  are still intractable. However, another advantage of our choice of  $\mathbf{T}$  and  $h$  is shown by Eq. 10: the conditional likelihood is exactly the softmax function over  $\boldsymbol{\eta}_y^\top \phi$ . This means we can take any deep neural network that extracts  $m$  features, and append  $\boldsymbol{\eta}$  as the last linear layer that maps the features to  $n_{class}$  logits. Then, this composed neural network serves as a stand-alone classifier that computes the conditional likelihood  $\Pr(y | \phi, \boldsymbol{\eta})$ .

Based on the current model, we propose a new algorithm named FedLog, as shown in Alg. 1. At the beginning, the server initializes  $\boldsymbol{\eta}$  (the global head) randomly, and the clients initialize  $\tilde{\theta}_c$  (the local bodies) either completely randomly, or with the same random seed sent by the server to unify the initialization. Note  $\tilde{\theta}_c$  is not part of our exponential family assumption, thus we do not require them to have the same shape or architecture amongst different clients.

Parameters that we need to optimize are essentially  $\tilde{\theta}_c$  and  $\boldsymbol{\eta}$ , which can be done by maximizing  $\Pr(y | \phi, \boldsymbol{\eta})$  and  $\Pr(\boldsymbol{\eta} | \phi, y)$  in turns iteratively, similarly to the expectation-maximization algorithm. Concretely, all the clients  $c \in S$  first fix the global head  $\boldsymbol{\eta}$ , and update their local bodies  $\tilde{\theta}_c$  with gradient descent. We derive the loss function as:

$$\mathcal{L}_c = - \sum_{i=1}^{n_c} \ln \Pr(y_{c,i} | \Phi_{c,i}, \boldsymbol{\eta}) = - \sum_{i=1}^{n_c} \ln \frac{\exp(\boldsymbol{\eta}_{y_{c,i}}^\top \Phi_{c,i})}{\sum_{y=1}^{n_{class}} \exp(\boldsymbol{\eta}_y^\top \Phi_{c,i})} \quad (13)$$

where  $(\Phi_{c,i}, \mathbf{y}_{c,i}) \in \mathbb{R}^m \times \mathbb{R}$  is the  $i^{th}$  data point of  $\Phi_c, \mathbf{y}_c$ . This is exactly the cross entropy loss widely used in deep learning for classification tasks. Then, clients compute sufficient statistics of their local data  $\sum_{i=1}^{n_c} \mathbf{T}(\Phi_{c,i}, \mathbf{y}_{c,i}) = \sum_{i=1}^{n_c} \Phi_{c,i} \otimes \mathbf{e}_{\mathbf{y}_{c,i}}$ . They then send the summations and  $n_c$  to the server for global head learning. As we have discussed in Sec. 2.2, the sufficient statistics contain

---

**Algorithm 1** FedLog ( $\mathbf{X}_c, \mathbf{y}_c$ : local data,  $\tilde{\theta}_c$  local body parameters,  $\boldsymbol{\eta}$ : global head parameters,  $\boldsymbol{\chi}$ : prior parameter,  $\nu$ : prior parameter,  $\zeta$ : local learning rate)

---

**Server:** initializes  $\boldsymbol{\eta}$   
**for each client**  $c \in S$  **do**  
  Initialize  $\tilde{\theta}_c$   
**for each global update round do**  
  **Server:** sends  $\boldsymbol{\eta}$  to clients  
  **for each client**  $c \in S$  **do**  
    **for each local update round do**  
       $\tilde{\theta}_c \leftarrow \tilde{\theta}_c - \zeta \nabla \mathcal{L}_c$  (Eq. 13)  
       $\Phi_c \leftarrow f_{\tilde{\theta}_c}(\mathbf{X}_c)$   
      Send  $\sum_{i=1}^{n_c} \Phi_{c,i} \otimes \mathbf{e}_{\mathbf{y}_{c,i}}, n_c$  to server  
  **Server:**  
   $\Phi \leftarrow \sum_{c \in S} \sum_{i=1}^{n_c} \Phi_{c,i} \otimes \mathbf{e}_{\mathbf{y}_{c,i}}, n \leftarrow \sum_{c \in S} n_c$   
   $\boldsymbol{\eta} \leftarrow \arg \max_{\boldsymbol{\eta}} \Pr(\boldsymbol{\eta}; \boldsymbol{\chi} + \Phi, \nu + n)$  (Eq. 15)

---

all the information in the raw dataset that could be used to infer  $\boldsymbol{\eta}$  in our model. In this case, the server only needs to know the summation of all the sufficient statistics, since

$$\Pr(\boldsymbol{\eta} | \Phi_{c_1}, \mathbf{y}_{c_1}, \dots, \Phi_{c_k}, \mathbf{y}_{c_k}) = \Pr(\boldsymbol{\eta}; \boldsymbol{\chi} + \sum_{c \in S} \sum_{i=1}^{n_c} \Phi_{c,i} \otimes \mathbf{e}_{\mathbf{y}_{c,i}}, \nu + \sum_{c \in S} n_c) \quad (14)$$

can be trivially inferred from Eq. 12. Note the size of the message sent by each client equals the size of the last linear layer. After receiving the sufficient statistics, the server computes  $\Phi = \sum_{c \in S} \sum_{i=1}^{n_c} \Phi_{c,i} \otimes \mathbf{e}_{\mathbf{y}_{c,i}}, n = \sum_{c \in S} n_c$  and updates the global head  $\boldsymbol{\eta}$  by maximum a posteriori (MAP):

$$\boldsymbol{\eta} = \arg \max_{\boldsymbol{\eta}} \ln \Pr(\boldsymbol{\eta}; \boldsymbol{\chi} + \Phi, \nu + n) = \arg \max_{\boldsymbol{\eta}} \ln \frac{\exp(\boldsymbol{\eta}^\top (\boldsymbol{\chi} + \Phi))}{(\sum_{y=1}^{n_{class}} \exp(\boldsymbol{\eta}_y^\top \boldsymbol{\eta}_y / 4))^{\nu+n}} \quad (15)$$

Note Eq. 15 is a convex optimization task, and we can easily compute its sole maximum by gradient descent. Then, the server sends  $\boldsymbol{\eta}$  back to all the clients and starts the next round of updates. The process is repeated until convergence.

### 3.2 Interpret FedLog

In this section, we analyze our assumptions in more details and give some insights about how FedLog works. The first assumption we made is that  $\forall c \in S$ , the local data points  $\Phi_c, \mathbf{y}_c$  are from the same exponential family distribution whose pdf is given by Eq. 9. In other words, we assume that the local bodies  $\tilde{\theta}_c$  transform their input, of any form, to the same representation space. This may seem infeasible at the first glance, since we do not directly aggregate the local body parameters, and they may take any architecture. However, note we fix the global head  $\boldsymbol{\eta}$  during local updates, by which the local bodies are forced to learn a universal representation space. See Sec. 4.1 for more details. This assumption allows principled discriminative training for the local bodies with cross entropy loss, but unavoidably leaves a generative model for learning the global head. We can further see that  $\Pr(\phi | y, \boldsymbol{\eta}) \propto \exp(\boldsymbol{\eta}_y^\top \phi - \phi^\top \phi)$ , which is the kernel of a multivariate Gaussian distribution. This means we essentially assumed a mixture of Gaussians for the local features  $\phi$ . This is a mild assumption, since sufficiently expressive DNN encoders can map data to any distribution any closely.

The second assumption we made is the prior of the global head. Since  $\boldsymbol{\eta}$  has a support over  $\mathbb{R}^{m * n_{class}}$ , it is impossible to specify a uniform prior. Without any prior knowledge, we can set  $\boldsymbol{\chi} = \mathbf{0}, \nu = 1$ . The prior then becomes  $\Pr(\boldsymbol{\eta}) \propto \exp(-A(\boldsymbol{\eta})) = (\sum_{y=1}^{n_{class}} \exp(\boldsymbol{\eta}_y^\top \boldsymbol{\eta}_y / 4))^{-1}$ . The pdf takes its maximum at  $\boldsymbol{\eta} = \mathbf{0}$  and decreases quickly as the absolute value of entries of  $\boldsymbol{\eta}_y$  grows larger. This is in analogy to the Lasso regularizer in the regression case, which prevents the model from learning coefficients with large absolute values that are more likely due to noise or over-fitting.

From the Bayesian view, FedLog can take any deep classifier, and make the last linear layer Bayesian. It essentially operates a Bayesian logistic regression model on the local representations, thus the

name FedLog. We start from a generative assumption and achieve the cross entropy loss conditional likelihood usually assumed directly in Bayesian logistic regression. We obtained an analytical solution for the kernel of the posterior, which can be calculated easily by the summation of sufficient statistics, whose sizes are as small as the size of the last linear layer, and avoid the need to share separated data points.

From the federated representation learning view, FedLog has a one-layer global head and a deep local body. It iterates between learning local representations and learning global linear separators as if it has seen all the local representations. The two learning processes are completely separated, unlike the common paradigm where the local representations and the linear separators are often optimized jointly. The clients are only responsible for moving local representations to the correct sides of the fixed linear separator. The server is only responsible for finding the best linear separator given the local representations. As we will show with the experiments, we can automatically learn universal local representations and converge faster than using the averaging heuristic.

### 3.3 Differential Privacy

FL can be combined with formal mechanisms such as differential privacy (DP) [30, 31] or secure multi-party computation (MPC) [32, 33, 34], to provide formal privacy guarantees. We now extend FedLog to be differentially private.

**Theorem 3.1.** *If the absolute value of features are clipped to  $b$ , FedLog messages satisfy  $(\epsilon, \delta)$ -DP with additive Gaussian noise  $\mathbf{T}'(\Phi_c, y_c) := \mathbf{T}(\Phi_c, y_c) + \mathcal{N}(\mathbf{0}, \sigma^2 \mathbf{I})$ , where  $\sigma = \sqrt{2(1 + (m - 1) * b^2) \ln(1.25/\delta)}/\epsilon$ .*

*Proof.*

$$L_2(\mathbf{T}) = \max_{\mathcal{D}, \mathcal{D}'} \|\mathbf{T}(\mathcal{D}) - \mathbf{T}(\mathcal{D}')\|_2 = \max_{\phi, y} \|\mathbf{T}(\phi, y)\|_2 = \sqrt{1 + (m - 1) * b^2}$$

See more details in Appendix A. □

When  $n$  is large enough, the amount of noise (independent of  $n$ ) becomes negligible to the model. Optionally, with secure MPC, it is sufficient to add such Gaussian noise once globally to the summation of all the messages each global update round. The server then computes the posterior normally with the noisy sufficient statistics.

## 4 Experiments

### 4.1 Synthetic

We designed the following synthetic experiment to justify our claim that FedLog can learn universal local representation spaces without sharing local feature extractors, and argue why FedLog can converge faster than prior arts. As shown in the top left image of Fig. 1, we first sample 80 two-dimensional training data points  $(x_1, x_2)$  uniformly from the  $[-5, 5] \times [-5, 5]$  square. Data points are separated into class 0 (blue dots) and class 1 (green dots) by the circle located at the origin and of radius  $26/7$ . These data points are further divided evenly into two sets, client 0 (dark dots) and client 1 (light dots), based on ordered  $x_1$  to simulate non-i.i.d. clients. Client 0 operates a three-layer fully connected feature extractor, while client 1 operates a two-layer fully connected feature extractor, to simulate clients with different computational resources and showcase the flexibility. We compare FedLog to LG-FedAvg with a one-layer global head, in which case the size of shared messages is the same between those two algorithms. The top middle image of Fig. 1 shows the local representations and linear separators with random initialization. Dashed lines are the linear separators induced by the global head. To be fair, the head of both clients are initialized to be the same for LG-FedAvg. We run FedLog and LG-FedAvg for one global update round, with 1 to 30 local iterations. The bottom left and middle images of Fig. 1 respectively show the models LG-FedAvg and FedLog converge to locally. LG-FedAvg learns very different local representations and linear separators even if the last layer is initialized to be the same, and the averaged global linear separator (red dashed line) is clearly suboptimal. This is because it jointly updates the feature extractor and the linear separator, and the local updates diverge in different directions. On the contrary, FedLog clients learn universal

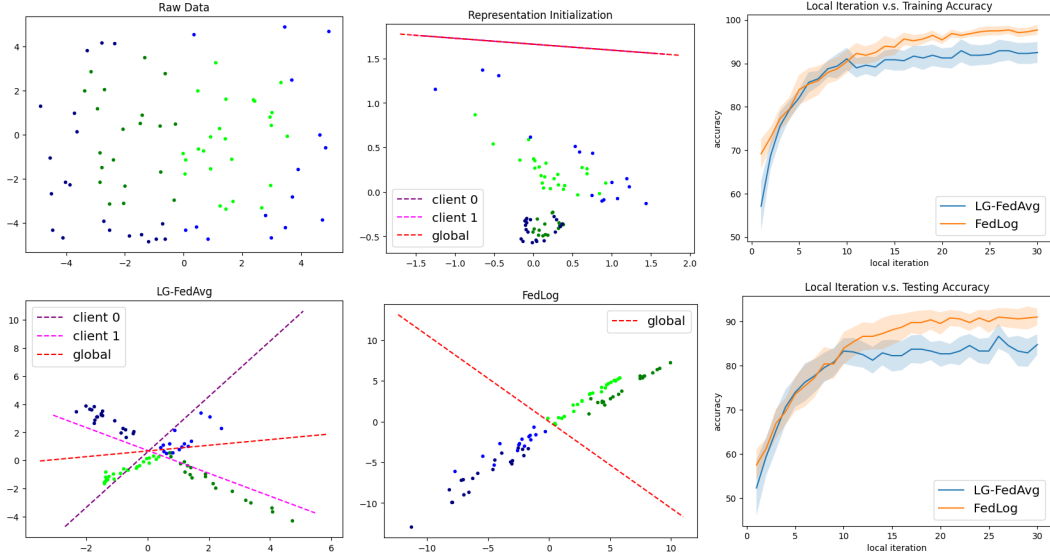


Figure 1: Synthetic experiments. Dots are data points or local representations: dark green: client 0 class 0; light green: client 1 class 0; Dark blue: client 0 class 1; light blue: client 1 class 1. Dashed lines are linear separators. Accuracy results are averaged over 6 seeds.

Table 1: Testing accuracy and communication cost reported for MNIST, CIFAR10, and CIFAR100. Accuracy reports the mean  $\pm$  standard error of the testing accuracy over 10 seeds. Higher is better. Communication cost reports the number of bits transmitted between one client and the server each global update round. Lower is better.  $\uparrow$  denotes significantly better results with  $p < 0.01$ ;  $\downarrow$  denotes significantly worse results with  $p < 0.01$ .

	MNIST		CIFAR10		CIFAR100	
	accuracy	comm cost	accuracy	comm cost	accuracy	comm cost
FedAvg	89.76 $\pm$ 0.69 $\downarrow$	698880	26.29 $\pm$ 0.44 $\downarrow$	4102528	13.34 $\pm$ 0.15 $\downarrow$	4684288
LG-FedAvg 1	97.85 $\pm$ 0.05 $\downarrow$	<b>16320</b>	86.57 $\pm$ 0.29 $\downarrow$	<b>64640</b>	55.00 $\pm$ 0.26 $\downarrow$	<b>646400</b>
LG-FedAvg 2	<b>98.18<math>\pm</math>0.06</b>	529920	85.56 $\pm$ 0.32 $\downarrow$	839040	54.90 $\pm$ 0.24 $\downarrow$	1420800
FedPer	96.16 $\pm$ 0.19 $\downarrow$	168960	83.54 $\pm$ 0.40 $\downarrow$	3263488	52.82 $\pm$ 0.21 $\downarrow$	3263488
FedRep	95.51 $\pm$ 0.29 $\downarrow$	168960	82.96 $\pm$ 0.35 $\downarrow$	3263488	48.70 $\pm$ 0.29 $\downarrow$	3263488
CS-FL	79.65 $\pm$ 1.22 $\downarrow$	72088	23.60 $\pm$ 1.08 $\downarrow$	423092	4.52 $\pm$ 0.15 $\downarrow$	966172
FedBabu	86.30 $\pm$ 1.04 $\downarrow$	682560	25.37 $\pm$ 0.44 $\downarrow$	4037888	9.70 $\pm$ 0.16 $\downarrow$	4037888
FedProto	<b>98.19<math>\pm</math>0.06</b>	<b>16320</b>	<b>87.37<math>\pm</math>0.26<math>\uparrow</math></b>	<b>64640</b>	55.32 $\pm$ 0.19 $\downarrow$	<b>646400</b>
FedDBE	96.79 $\pm$ 0.34 $\downarrow$	700480	72.77 $\pm$ 0.79 $\downarrow$	4108928	36.67 $\pm$ 0.85 $\downarrow$	4690688
<b>FedLog (ours)</b>	<b>98.15<math>\pm</math>0.05</b>	<b>16320</b>	87.08 $\pm$ 0.22	<b>64640</b>	<b>56.46<math>\pm</math>0.27</b>	<b>646400</b>

local representations with fixed last linear layer, and the server is able to draw the linear separator as if it has seen all client data. Finally, the top and bottom right images show the training and testing accuracy v.s. local iterations. The testing data points are sampled i.i.d. from the same distribution. The results show: i) FedLog makes more progress in one global update round than other averaging based prior arts; ii) FedLog is resistant to over-fitting, as the difference between training and testing accuracy is small; iii) FedLog can learn universal local representations by fixing the last layer, even with different initialization and architectures of the feature extractor.

## 4.2 Communication Cost

We conduct experiments on MNIST, CIFAR10, and CIFAR100, to show FedLog achieves better accuracy with less communication. We compare FedLog with the following baselines: i) FedAvg [2],

Table 2: Lower is better.  $\uparrow$  denotes significantly worse results with  $p < 0.01$ .

	MNIST rounds needed	CIFAR10 rounds needed	CIFAR100 rounds needed
LG-FedAvg 1	5.9±0.38 $\uparrow$	40.3±3.09 $\uparrow$	67.1±2.76 $\uparrow$
FedProto	<b>3.7±0.21</b>	28.5±2.05 $\uparrow$	46.6±1.90 $\uparrow$
<b>FedLog(ours)</b>	<b>3.9±0.38</b>	<b>21.5±2.23</b>	<b>36.8±1.39</b>

which averages the whole model each global update round; ii) LG-FedAvg [3], which localizes bodies and averages heads. Two variants are reported: LG-FedAvg 1 which maintains one global layer and LG-FedAvg 2 which maintains two global layers; iii) FedPer [4], which localizes heads and averages bodies; iv) FedRep [5], which also localizes heads and averages bodies, but trains local heads and bodies separately; v) CS-FL [24], a model compression technique that compresses messages with the compressed sensing framework; vi) FedBabu [35], which averages bodies and never updates heads; vii) FedProto [12], which averages local feature representations by class and forces local models to learn similar representations; viii) FedDBE [36], which averages both bodies and heads but accelerates convergence by learning a domain representation bias. Convolutional neural networks of the same architecture and initialization is used for all the algorithms. FedPer and FedRep localizes the last two fully connected layers for less communication cost.

We first distribute the training set evenly into 50 (for MNIST) or 100 (for CIFAR10 and CIFAR100) clients. Each client takes only 2 classes to maximize the heterogeneity. The testing set is distributed similarly to the clients, following the same distribution as the training data. Specially, for **MNIST only**, to simulate the difficult situation where clients do not have sufficient local data, we train on only 5% of the training set, while test on the whole testing set. All the clients start from the same initialization, and all the algorithms are run for 100 (for MNIST and CIFAR10) or 150 (for CIFAR100) global update rounds. The testing accuracy is recorded after each round. Hyperparameters are optimized beforehand through grid search. See Appendix B for the model architectures, hyperparameters used by each algorithm and other experiment details.

We report the mean and the standard error of the testing accuracy resulting from 10 seeds in Table 1. We measured the statistical significance of the results compared to FedLog with one-tailed Wilcoxon signed-rank tests [37]. We also report the communication cost of each global update round, namely the number of bits transmitted between one client and the server. The results show FedLog can achieve statistically significant accuracy improvement or at least comparable utility compared to prior arts, with the least communication cost as small as 2.3%, 1.6%, and 13.8% of the communication cost of FedAvg for MNIST, CIFAR10, and CIFAR100 respectively.

We further report how many global rounds are needed to reach a reasonable accuracy threshold in Table 2. The thresholds are 97%, 83%, and 53% respectively. These numbers are the largest integer of accuracy which all three algorithms have reached in 10 seeds. The results show FedLog needs less rounds to converge than LG-FedAvg and FedProto, thus saving more communication cost despite the cost per round is the same.

### 4.3 Celeba

We compare FedLog to LG-FedAvg and FedProto on large dataset Celeba [38] preprocessed by LEAF [39]. We sampled 70838 images from 2360 clients. Each client represents a celebrity, and the local data are images of the same person. Sample inputs are shown in the left half of Fig. 2. The task is to classify if the celebrity is smiling. MobileNetV2 [40] is implemented as the classifier model for all 3 algorithms. To test how these algorithms perform under the situation where only a few communication rounds are available, we run every algorithm to optimum locally before global aggregation. The results are shown in the right half of Fig. 2. FedLog performs statistically significantly better than FedProto (**71.19±0.45** v.s. 69.98±0.16 $\downarrow$ ,  $p = 0.03$ ) and LG-FedAvg (66.84±0.19 $\downarrow$ ,  $p = 0.001$ ).

### 4.4 Flexible Architecture

We simulate the situation where clients have different computational resources on CIFAR100. We randomly select half of the clients and assign them a smaller convolutional neural network, where



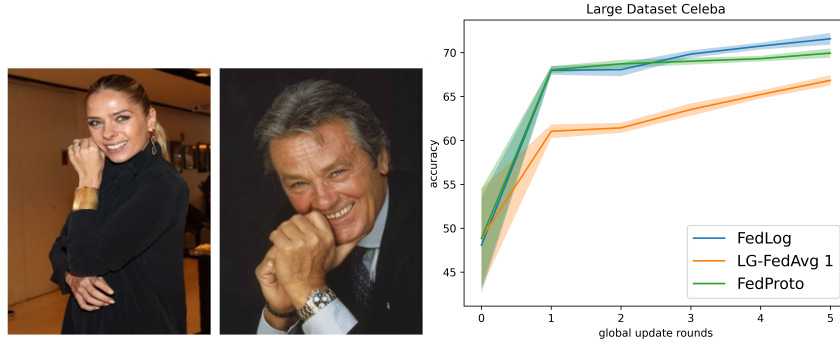


Figure 2: Left: sample Celeba input. Right: model accuracy. Colored area shows mean  $\pm$  standard deviation of the accuracy.

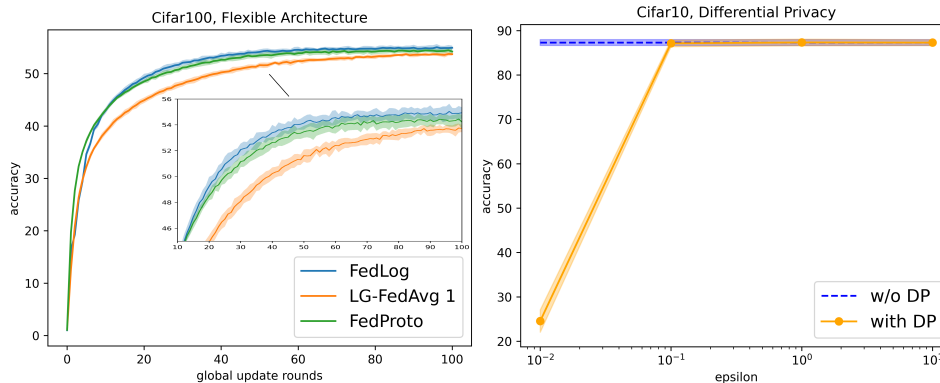


Figure 3: Left: flexible architecture results. Right: differential privacy trade-off. Colored area shows mean  $\pm$  standard deviation of the accuracy.

the second last fully connected layer is removed. Different clients start from different local body initialization, but the global head is unified. Other experiment details are similar to Sec. 4.2. We compare FedLog to LG-FedAvg 1 and FedProto. As shown in the left graph of Fig. 3, FedLog converges faster than LG-FedAvg and FedProto. The accuracy of FedLog is also statistically significantly higher than the accuracy of FedProto ( $55.31 \pm 0.15$  v.s.  $54.74 \pm 0.13^\downarrow$ ,  $p = 0.002$ ) and LG-FedAvg ( $54.03 \pm 0.08^\downarrow$ ,  $p = 0.001$ ).

#### 4.5 Differential Privacy

We conduct experiments to show the trade-off between privacy budget  $\epsilon$  and the accuracy of FedLog on CIFAR10. Experiment details are similar to Sec. 4.2, except we add an activation function to clip the extracted features to  $b = 2$ , and  $\delta = 0.01$ . As shown in the right graph of Fig. 3, the accuracy of differentially private FedLog quickly grows back to optimum when  $\epsilon \geq 0.1$ . This is a very strong privacy budget, and the results show FedLog performs well without sacrificing clients' privacy.

## 5 Conclusion

We proposed FedLog that shares local data summaries instead of model parameters. FedLog assumes an exponential family model on local data, and learns a global linear separator with the summation of sufficient statistics. FedLog can learn universal local representations without sharing the bodies. Experiments show statistically significant improvements compared to prior arts, with the least communication cost. It is also effective with flexible architectures and formal DP guarantees. One limitation of FedLog is the assumption that the embedding of the data (just prior to the classification head) follows a mixture of Gaussians. Relaxing this assumption in future work could further improve the performance of the approach.

## Acknowledgments and Disclosure of Funding

Resources used in preparing this research at the University of Waterloo were provided by Huawei Canada, the province of Ontario and the government of Canada through CIFAR and companies sponsoring the Vector Institute.

## References

- [1] Jie Wen, Zhixia Zhang, Yang Lan, Zhihua Cui, Jianghui Cai, and Wensheng Zhang. A survey on federated learning: challenges and applications. *International Journal of Machine Learning and Cybernetics*, 14(2):513–535, 2023.
- [2] Brendan McMahan, Eider Moore, Daniel Ramage, Seth Hampson, and Blaise Aguera y Arcas. Communication-efficient learning of deep networks from decentralized data. In *Artificial intelligence and statistics*, pages 1273–1282. PMLR, 2017.
- [3] Paul Pu Liang, Terrance Liu, Liu Ziyin, Nicholas B Allen, Randy P Auerbach, David Brent, Ruslan Salakhutdinov, and Louis-Philippe Morency. Think locally, act globally: Federated learning with local and global representations. *arXiv preprint arXiv:2001.01523*, 2020.
- [4] Manoj Ghuhana Arivazhagan, Vinay Aggarwal, Aaditya Kumar Singh, and Sunav Choudhary. Federated learning with personalization layers. *arXiv preprint arXiv:1912.00818*, 2019.
- [5] Liam Collins, Hamed Hassani, Aryan Mokhtari, and Sanjay Shakkottai. Exploiting shared representations for personalized federated learning. In *International conference on machine learning*, pages 2089–2099. PMLR, 2021.
- [6] Idan Achituve, Aviv Shamsian, Aviv Navon, Gal Chechik, and Ethan Fetaya. Personalized federated learning with Gaussian processes. *Advances in Neural Information Processing Systems*, 34, 2021.
- [7] Sai Praneeth Karimireddy, Satyen Kale, Mehryar Mohri, Sashank Reddi, Sebastian Stich, and Ananda Theertha Suresh. Scaffold: Stochastic controlled averaging for federated learning. In *International conference on machine learning*, pages 5132–5143. PMLR, 2020.
- [8] Xiang Li, Kaixuan Huang, Wenhao Yang, Shusen Wang, and Zhihua Zhang. On the convergence of fedavg on non-iid data. *arXiv preprint arXiv:1907.02189*, 2019.
- [9] Alysa Ziying Tan, Han Yu, Lizhen Cui, and Qiang Yang. Towards personalized federated learning. *IEEE Transactions on Neural Networks and Learning Systems*, 2022.
- [10] MI Jordan. Chapter 8. the exponential family: Basics, 2009.
- [11] MI Jordan. Chapter 9. the exponential family: Conjugate priors, 2009.
- [12] Yue Tan, Guodong Long, Lu Liu, Tianyi Zhou, Qinghua Lu, Jing Jiang, and Chengqi Zhang. Fedproto: Federated prototype learning across heterogeneous clients. In *Proceedings of the AAAI Conference on Artificial Intelligence*, volume 36, pages 8432–8440, 2022.
- [13] Mi Luo, Fei Chen, Dapeng Hu, Yifan Zhang, Jian Liang, and Jiashi Feng. No fear of heterogeneity: Classifier calibration for federated learning with non-iid data. *Advances in Neural Information Processing Systems*, 34:5972–5984, 2021.
- [14] Mahdi Beitollahi, Alex Bie, Sobhan Hemati, Leo Maxime Brunswic, Xu Li, Xi Chen, and Guojun Zhang. Parametric feature transfer: One-shot federated learning with foundation models. *arXiv preprint arXiv:2402.01862*, 2024.
- [15] Wei Liu, Li Chen, Yunfei Chen, and Wenyi Zhang. Accelerating federated learning via momentum gradient descent. *IEEE Transactions on Parallel and Distributed Systems*, 31(8):1754–1766, 2020.
- [16] Hongda Wu and Ping Wang. Fast-convergent federated learning with adaptive weighting. *IEEE Transactions on Cognitive Communications and Networking*, 7(4):1078–1088, 2021.

- [17] Xiang Wu, Yongting Zhang, Minyu Shi, Pei Li, Ruirui Li, and Neal N Xiong. An adaptive federated learning scheme with differential privacy preserving. *Future Generation Computer Systems*, 127:362–372, 2022.
- [18] Shengli Liu, Guanding Yu, Rui Yin, Jiantao Yuan, Lei Shen, and Chonghe Liu. Joint model pruning and device selection for communication-efficient federated edge learning. *IEEE Transactions on Communications*, 70(1):231–244, 2021.
- [19] Yongheng Deng, Feng Lyu, Ju Ren, Huaqing Wu, Yuezhi Zhou, Yaoxue Zhang, and Xuemin Shen. Auction: Automated and quality-aware client selection framework for efficient federated learning. *IEEE Transactions on Parallel and Distributed Systems*, 33(8):1996–2009, 2021.
- [20] Fan Lai, Xiangfeng Zhu, Harsha V Madhyastha, and Mosharaf Chowdhury. Oort: Efficient federated learning via guided participant selection. In *15th {USENIX} Symposium on Operating Systems Design and Implementation ({OSDI} 21)*, pages 19–35, 2021.
- [21] Chunhui Du, Jianhang Xiao, and Wei Guo. Bandwidth constrained client selection and scheduling for federated learning over sd-wan. *IET Communications*, 16(2):187–194, 2022.
- [22] Xiaofeng Lu, Yuying Liao, Pietro Lio, and Pan Hui. Privacy-preserving asynchronous federated learning mechanism for edge network computing. *IEEE Access*, 8:48970–48981, 2020.
- [23] Kaiju Li and Chunhua Xiao. Cbfl: a communication-efficient federated learning framework from data redundancy perspective. *IEEE Systems Journal*, 16(4):5572–5583, 2021.
- [24] Chengxi Li, Gang Li, and Pramod K Varshney. Communication-efficient federated learning based on compressed sensing. *IEEE Internet of Things Journal*, 8(20):15531–15541, 2021.
- [25] Jianghui Cai, Yuqing Yang, Haifeng Yang, Xujun Zhao, and Jing Hao. Aris: a noise insensitive data pre-processing scheme for data reduction using influence space. *ACM Transactions on Knowledge Discovery from Data (TKDD)*, 16(6):1–39, 2022.
- [26] Maruan Al-Shedivat, Jennifer Gillenwater, Eric Xing, and Afshin Rostamizadeh. Federated learning via posterior averaging: A new perspective and practical algorithms. In *International Conference on Learning Representations*, 2020.
- [27] Liangxi Liu, Feng Zheng, Hong Chen, Guo-Jun Qi, Heng Huang, and Ling Shao. A bayesian federated learning framework with online laplace approximation. *arXiv preprint arXiv:2102.01936*, 2021.
- [28] Zhongxiang Dai, Bryan Kian Hsiang Low, and Patrick Jaillet. Federated bayesian optimization via thompson sampling. *Advances in Neural Information Processing Systems*, 33:9687–9699, 2020.
- [29] Maxime Vono, Vincent Plassier, Alain Durmus, Aymeric Dieuleveut, and Eric Moulines. Qlsd: Quantised langevin stochastic dynamics for bayesian federated learning. In Gustau Camps-Valls, Francisco J. R. Ruiz, and Isabel Valera, editors, *Proceedings of The 25th International Conference on Artificial Intelligence and Statistics*, volume 151 of *Proceedings of Machine Learning Research*, pages 6459–6500. PMLR, 28–30 Mar 2022.
- [30] Kang Wei, Jun Li, Ming Ding, Chuan Ma, Howard H Yang, Farhad Farokhi, Shi Jin, Tony QS Quek, and H Vincent Poor. Federated learning with differential privacy: Algorithms and performance analysis. *IEEE Transactions on Information Forensics and Security*, 15:3454–3469, 2020.
- [31] Aleksei Triastcyn and Boi Faltings. Federated learning with bayesian differential privacy. In *2019 IEEE International Conference on Big Data (Big Data)*, pages 2587–2596. IEEE, 2019.
- [32] Stacey Truex, Nathalie Baracaldo, Ali Anwar, Thomas Steinke, Heiko Ludwig, Rui Zhang, and Yi Zhou. A hybrid approach to privacy-preserving federated learning. In *Proceedings of the 12th ACM workshop on artificial intelligence and security*, pages 1–11, 2019.
- [33] David Byrd and Antigoni Polychroniadou. Differentially private secure multi-party computation for federated learning in financial applications. In *Proceedings of the First ACM International Conference on AI in Finance*, pages 1–9, 2020.

- [34] Yong Li, Yipeng Zhou, Alireza Jolfaei, Dongjin Yu, Gaochao Xu, and Xi Zheng. Privacy-preserving federated learning framework based on chained secure multiparty computing. *IEEE Internet of Things Journal*, 8(8):6178–6186, 2020.
- [35] Jaehoon Oh, Sangmook Kim, and Se-Young Yun. Fedbabu: Towards enhanced representation for federated image classification. *arXiv preprint arXiv:2106.06042*, 2021.
- [36] Jianqing Zhang, Yang Hua, Jian Cao, Hao Wang, Tao Song, Zhengui Xue, Ruhui Ma, and Haibing Guan. Eliminating domain bias for federated learning in representation space. *Advances in Neural Information Processing Systems*, 36, 2024.
- [37] Frank Wilcoxon. Individual comparisons by ranking methods. In *Breakthroughs in statistics*, pages 196–202. Springer, 1992.
- [38] Ziwei Liu, Ping Luo, Xiaogang Wang, and Xiaoou Tang. Deep learning face attributes in the wild. In *Proceedings of International Conference on Computer Vision (ICCV)*, December 2015.
- [39] Sebastian Caldas, Sai Meher Karthik Duddu, Peter Wu, Tian Li, Jakub Konečný, H Brendan McMahan, Virginia Smith, and Ameet Talwalkar. Leaf: A benchmark for federated settings. *arXiv preprint arXiv:1812.01097*, 2018.
- [40] Mark Sandler, Andrew Howard, Menglong Zhu, Andrey Zhmoginov, and Liang-Chieh Chen. Mobilenetv2: Inverted residuals and linear bottlenecks. In *Proceedings of the IEEE conference on computer vision and pattern recognition*, pages 4510–4520, 2018.
- [41] Franziska Boenisch, Adam Dziedzic, Roei Schuster, Ali Shahin Shamsabadi, Ilia Shumailov, and Nicolas Papernot. When the curious abandon honesty: Federated learning is not private. *arXiv preprint arXiv:2112.02918*, 2021.
- [42] Viraaji Mothukuri, Reza M Parizi, Seyedamin Pouriyeh, Yan Huang, Ali Dehghantanha, and Gautam Srivastava. A survey on security and privacy of federated learning. *Future Generation Computer Systems*, 115:619–640, 2021.
- [43] Raouf Kerkouche, Gergely Ács, Claude Castelluccia, and Pierre Genevès. Privacy-preserving and bandwidth-efficient federated learning: An application to in-hospital mortality prediction. In *Proceedings of the Conference on Health, Inference, and Learning, CHIL '21*, page 25–35, New York, NY, USA, 2021. Association for Computing Machinery.

## A Differential Privacy

It has been shown that FL algorithms that share large model parameters do not prevent privacy attacks through weight manipulation, GAN-based reconstruction, and large model memorization effects [41, 42]. In our case, We argue that FedLog, which shares summations of sufficient statistics only, avoid these pitfalls closely related to model parameter sharing. Since “addition” is a non-invertible function, malicious attackers cannot recover features of individual data points. Since the local architecture and weights of the feature extractor is never shared in anyway, malicious attackers should not be able to reconstruct the original inputs, even if they are given the features of individual data points. We acknowledge that this argument is merely intuitive, and sharing data summaries could pose other risks of privacy leakage. To further guarantee users’ privacy formally, we now extend FedLog to be differentially private.

$(\epsilon, \delta)$ -DP protects clients’ privacy by adding noise to the shared information so that the adversaries cannot effectively tell if any record is included in the dataset (controlled by  $\epsilon > 0$ ) at most times (controlled by  $0 \leq \delta < 1$ ) [43].

**Definition A.1.** A mechanism  $M_{DP}$  satisfies  $(\epsilon, \delta)$ -DP if for any two datasets  $\mathcal{D}, \mathcal{D}'$  that differ by only one record (i.e.  $|\mathcal{D} - \mathcal{D}' \cup \mathcal{D}' - \mathcal{D}| = 1$ ), and for any possible output  $O \in \text{Range}(M_{DP})$ ,

$$\Pr_{O \sim M_{DP}(\mathcal{D})} \left[ \log \left( \frac{\Pr[M_{DP}(\mathcal{D}) = O]}{\Pr[M_{DP}(\mathcal{D}') = O]} \right) > \epsilon \right] < \delta$$

Intuitively,  $(\epsilon, \delta)$ -DP guarantees that the inner log ratio, considered as the information loss leaked to the adversaries, is bounded by the privacy budget  $\epsilon$  with probability  $\delta$ . Usually,  $\epsilon \leq 1$  is viewed as a strong protection, while  $\epsilon \geq 10$  does not protect much. The magnitude of noise needed is usually determined by  $\epsilon, \delta$  and the sensitivity of the function  $f$ , of which the results ( $f(\mathcal{D})$  the revealed information) need protection.

**Definition A.2.** The  $L_p$  sensitivity of any function  $f : \mathcal{D} \rightarrow \mathbb{R}^n$  is  $L_p(f) = \max_{\mathcal{D}, \mathcal{D}'} \|f(\mathcal{D}) - f(\mathcal{D}')\|_p$ .  $\mathcal{D}$  and  $\mathcal{D}'$  differ by only one record.

A commonly used mechanism is to add Gaussian noise to  $f(\mathcal{D})$ :

**Theorem A.3** (e.g. [43]). A Gaussian Mechanism  $\mathcal{GM}$  is  $(\epsilon, \delta)$ -DP with information revealing function  $f: \mathcal{GM}(\mathcal{D}) = f(\mathcal{D}) + \mathcal{N}(\mathbf{0}, \sigma^2 \mathbf{I})$ , where  $\sigma = L_2(f) \sqrt{2 \ln(1.25/\delta)}/\epsilon$ .

In FedLog, the only private information shared by clients is the summation of statistics  $\mathbf{T}(\Phi_c, \mathbf{y}_c)$ , a vector of size  $n_{class} * m$ . Unfortunately,  $L_2(\mathbf{T})$  is unbounded for standard deep neural networks  $\theta_c$ , since the output features are usually unbounded. We need to clip the absolute values of the features to  $b$ , by simply adding an activation function to the last layer of the feature extractor

$$g(x) := \begin{cases} b, & \text{if } x > b \\ -b, & \text{if } x < -b \\ x, & \text{otherwise} \end{cases} \quad (16)$$

Then we can calculate the  $L_2$  sensitivity as follows

$$\begin{aligned} L_2(\mathbf{T}) &= \max_{\mathcal{D}, \mathcal{D}'} \|\mathbf{T}(\mathcal{D}) - \mathbf{T}(\mathcal{D}')\|_2 \\ &= \max_{\phi, y} \|\mathbf{T}(\phi, y)\|_2 \\ &= \sqrt{1 + (m - 1) * b^2} \end{aligned} \quad (17)$$

## B Experiment Details

Communication cost, flexible architecture, and differential privacy experiments are run on 1 NVIDIA T4 GPU with 16GB RAM. Celeba experiments are run on 1 NVIDIA A40 GPU with 48GB RAM. Training data are normalized and randomly cropped and flipped. The architecture of CNNs used are listed in Table A.1. Some important hyperparameters are listed in Table A.2, A.3, and A.4. Most hyperparameters follow the experiment setting reported in LG-FedAvg. We make our code public in the supplementary materials, where further details can be found.

MNIST	CIFAR10	CIFAR100
nn.Conv2d(1, 10, kernel_size=5)	nn.Conv2d(3, 6, kernel_size=5)	nn.Conv2d(3, 6, kernel_size=5)
F.max_pool2d(kernel_size=2)	nn.MaxPool2d(2,2)	nn.MaxPool2d(2,2)
nn.Conv2d(10, 20, kernel_size=5)	nn.Conv2d(6, 16, kernel_size=5)	nn.Conv2d(6, 16, kernel_size=5)
F.max_pool2d(kernel_size=2)	nn.MaxPool2d(2,2)	nn.MaxPool2d(2,2)
nn.Linear(320, 50)	nn.Linear(400, 120)	nn.Linear(400, 120)
nn.Linear(50, 10)	nn.Linear(120, 100)	nn.Linear(120, 100)
	nn.Linear(100, 10)	nn.Linear(100, 100)

Table A.1: CNN architectures used in the communication cost experiment. Dropout layers and ReLu activation functions are omitted.

## C Licences

Yann LeCun and Corinna Cortes hold the copyright of MNIST dataset, which is a derivative work from original NIST datasets. MNIST dataset is made available under the terms of the Creative Commons Attribution-Share Alike 3.0 license.

The CIFAR-10 and CIFAR-100 are labeled subsets of the 80 million tiny images dataset. They were collected by Alex Krizhevsky, Vinod Nair, and Geoffrey Hinton, made public at the CIFAR homepage.

The CelebA dataset is available for non-commercial research purposes only. See CelebA homepage for the full agreement.

Table A.2: Hyperparameters used in communication cost experiments for MNIST.

Algorithm	Hyperparameter	Value
FedLog	optimizer	Adam
	body learning rate	0.001
	head learning rate	0.01
	batch size	10
	local epochs	5
FedAvg	optimizer	Adam
	learning rate	0.001
	batch size	10
	local epochs	5
LG-FedAvg 1	# global layers	1
	optimizer	Adam
	learning rate	0.001
	batch size	10
	local epochs	5
LG-FedAvg 2	# global layers	2
	optimizer	Adam
	learning rate	0.001
	batch size	10
	local epochs	5
FedPer	optimizer	Adam
	learning rate	0.001
	batch size	10
	local epochs	5
FedRep	optimizer	Adam
	learning rate	0.001
	batch size	10
	body epochs	5
	head epochs	10
CS-FL	optimizer	Adam
	phase 1 learning rate	0.001
	phase 2 learning rate	0.001
	sparsity	0.005
	dimension reduction	0.1
	batch size	10
	local epochs	5

Table A.3: Hyperparameters used in communication cost experiments for CIFAR10.

Algorithm	Hyperparameter	Value
FedLog	optimizer	Adam
	body learning rate	0.0005
	head learning rate	0.01
	batch size	50
	local epochs	1
FedAvg	optimizer	Adam
	learning rate	0.0005
	batch size	50
	local epochs	1
LG-FedAvg 1	# global layers	1
	optimizer	Adam
	learning rate	0.0005
	batch size	50
	local epochs	1
LG-FedAvg 2	# global layers	2
	optimizer	Adam
	learning rate	0.0005
	batch size	50
	local epochs	1
FedPer	optimizer	Adam
	learning rate	0.0005
	batch size	50
	local epochs	1
FedRep	optimizer	Adam
	learning rate	0.0005
	batch size	50
	body epochs	1
	head epochs	10
CS-FL	optimizer	Adam
	phase 1 learning rate	0.001
	phase 2 learning rate	0.01
	sparsity	0.0005
	dimension reduction	0.2
	batch size	10
	local epochs	1



Table A.4: Hyperparameters used in communication cost experiments for CIFAR100.

Algorithm	Hyperparameter	Value
FedLog	optimizer	Adam
	body learning rate	0.0005
	head learning rate	0.01
	batch size	50
	local epochs	3
FedAvg	optimizer	Adam
	learning rate	0.0005
	batch size	50
	local epochs	3
LG-FedAvg 1	# global layers	1
	optimizer	Adam
	learning rate	0.0005
	batch size	50
	local epochs	3
LG-FedAvg 2	# global layers	2
	optimizer	Adam
	learning rate	0.0005
	batch size	50
	local epochs	3
FedPer	optimizer	Adam
	learning rate	0.0005
	batch size	50
	local epochs	3
FedRep	optimizer	Adam
	learning rate	0.0005
	batch size	50
	body epochs	3
	head epochs	3
CS-FL	optimizer	Adam
	phase 1 learning rate	0.001
	phase 2 learning rate	0.01
	sparsity	0.0005
	dimension reduction	0.1
	batch size	10
	local epochs	1

## NeurIPS Paper Checklist

### 1. Claims

Question: Do the main claims made in the abstract and introduction accurately reflect the paper's contributions and scope?

Answer: [Yes]

Justification: We achieved the smallest message size and fastest convergence without losing accuracy as shown in the experiment section. We illustrated the trade-off of the DP version.

Guidelines:

- The answer NA means that the abstract and introduction do not include the claims made in the paper.
- The abstract and/or introduction should clearly state the claims made, including the contributions made in the paper and important assumptions and limitations. A No or NA answer to this question will not be perceived well by the reviewers.
- The claims made should match theoretical and experimental results, and reflect how much the results can be expected to generalize to other settings.
- It is fine to include aspirational goals as motivation as long as it is clear that these goals are not attained by the paper.

### 2. Limitations

Question: Does the paper discuss the limitations of the work performed by the authors?

Answer: [Yes]

Justification: See section 3.2 and the conclusion.

Guidelines:

- The answer NA means that the paper has no limitation while the answer No means that the paper has limitations, but those are not discussed in the paper.
- The authors are encouraged to create a separate "Limitations" section in their paper.
- The paper should point out any strong assumptions and how robust the results are to violations of these assumptions (e.g., independence assumptions, noiseless settings, model well-specification, asymptotic approximations only holding locally). The authors should reflect on how these assumptions might be violated in practice and what the implications would be.
- The authors should reflect on the scope of the claims made, e.g., if the approach was only tested on a few datasets or with a few runs. In general, empirical results often depend on implicit assumptions, which should be articulated.
- The authors should reflect on the factors that influence the performance of the approach. For example, a facial recognition algorithm may perform poorly when image resolution is low or images are taken in low lighting. Or a speech-to-text system might not be used reliably to provide closed captions for online lectures because it fails to handle technical jargon.
- The authors should discuss the computational efficiency of the proposed algorithms and how they scale with dataset size.
- If applicable, the authors should discuss possible limitations of their approach to address problems of privacy and fairness.
- While the authors might fear that complete honesty about limitations might be used by reviewers as grounds for rejection, a worse outcome might be that reviewers discover limitations that aren't acknowledged in the paper. The authors should use their best judgment and recognize that individual actions in favor of transparency play an important role in developing norms that preserve the integrity of the community. Reviewers will be specifically instructed to not penalize honesty concerning limitations.

### 3. Theory Assumptions and Proofs

Question: For each theoretical result, does the paper provide the full set of assumptions and a complete (and correct) proof?

Answer: [Yes]

Justification: Full proof of theorem 3.1 is in Appendix A.

Guidelines:

- The answer NA means that the paper does not include theoretical results.
- All the theorems, formulas, and proofs in the paper should be numbered and cross-referenced.
- All assumptions should be clearly stated or referenced in the statement of any theorems.
- The proofs can either appear in the main paper or the supplemental material, but if they appear in the supplemental material, the authors are encouraged to provide a short proof sketch to provide intuition.
- Inversely, any informal proof provided in the core of the paper should be complemented by formal proofs provided in appendix or supplemental material.
- Theorems and Lemmas that the proof relies upon should be properly referenced.

#### 4. Experimental Result Reproducibility

Question: Does the paper fully disclose all the information needed to reproduce the main experimental results of the paper to the extent that it affects the main claims and/or conclusions of the paper (regardless of whether the code and data are provided or not)?

Answer: [Yes]

Justification: Experiment details are described along with the results and in Appendix B.

Guidelines:

- The answer NA means that the paper does not include experiments.
- If the paper includes experiments, a No answer to this question will not be perceived well by the reviewers: Making the paper reproducible is important, regardless of whether the code and data are provided or not.
- If the contribution is a dataset and/or model, the authors should describe the steps taken to make their results reproducible or verifiable.
- Depending on the contribution, reproducibility can be accomplished in various ways. For example, if the contribution is a novel architecture, describing the architecture fully might suffice, or if the contribution is a specific model and empirical evaluation, it may be necessary to either make it possible for others to replicate the model with the same dataset, or provide access to the model. In general, releasing code and data is often one good way to accomplish this, but reproducibility can also be provided via detailed instructions for how to replicate the results, access to a hosted model (e.g., in the case of a large language model), releasing of a model checkpoint, or other means that are appropriate to the research performed.
- While NeurIPS does not require releasing code, the conference does require all submissions to provide some reasonable avenue for reproducibility, which may depend on the nature of the contribution. For example
  - (a) If the contribution is primarily a new algorithm, the paper should make it clear how to reproduce that algorithm.
  - (b) If the contribution is primarily a new model architecture, the paper should describe the architecture clearly and fully.
  - (c) If the contribution is a new model (e.g., a large language model), then there should either be a way to access this model for reproducing the results or a way to reproduce the model (e.g., with an open-source dataset or instructions for how to construct the dataset).
  - (d) We recognize that reproducibility may be tricky in some cases, in which case authors are welcome to describe the particular way they provide for reproducibility. In the case of closed-source models, it may be that access to the model is limited in some way (e.g., to registered users), but it should be possible for other researchers to have some path to reproducing or verifying the results.

#### 5. Open access to data and code

Question: Does the paper provide open access to the data and code, with sufficient instructions to faithfully reproduce the main experimental results, as described in supplemental material?

Answer: [Yes]

Justification: See supplemental material.

Guidelines:

- The answer NA means that paper does not include experiments requiring code.
- Please see the NeurIPS code and data submission guidelines (<https://nips.cc/public/guides/CodeSubmissionPolicy>) for more details.
- While we encourage the release of code and data, we understand that this might not be possible, so “No” is an acceptable answer. Papers cannot be rejected simply for not including code, unless this is central to the contribution (e.g., for a new open-source benchmark).
- The instructions should contain the exact command and environment needed to run to reproduce the results. See the NeurIPS code and data submission guidelines (<https://nips.cc/public/guides/CodeSubmissionPolicy>) for more details.
- The authors should provide instructions on data access and preparation, including how to access the raw data, preprocessed data, intermediate data, and generated data, etc.
- The authors should provide scripts to reproduce all experimental results for the new proposed method and baselines. If only a subset of experiments are reproducible, they should state which ones are omitted from the script and why.
- At submission time, to preserve anonymity, the authors should release anonymized versions (if applicable).
- Providing as much information as possible in supplemental material (appended to the paper) is recommended, but including URLs to data and code is permitted.

## 6. Experimental Setting/Details

Question: Does the paper specify all the training and test details (e.g., data splits, hyper-parameters, how they were chosen, type of optimizer, etc.) necessary to understand the results?

Answer: [Yes]

Justification: Full details are provided with the public code.

Guidelines:

- The answer NA means that the paper does not include experiments.
- The experimental setting should be presented in the core of the paper to a level of detail that is necessary to appreciate the results and make sense of them.
- The full details can be provided either with the code, in appendix, or as supplemental material.

## 7. Experiment Statistical Significance

Question: Does the paper report error bars suitably and correctly defined or other appropriate information about the statistical significance of the experiments?

Answer: [Yes]

Justification: One-tailed Wilcoxon signed-rank tests are done for all experiments.

Guidelines:

- The answer NA means that the paper does not include experiments.
- The authors should answer "Yes" if the results are accompanied by error bars, confidence intervals, or statistical significance tests, at least for the experiments that support the main claims of the paper.
- The factors of variability that the error bars are capturing should be clearly stated (for example, train/test split, initialization, random drawing of some parameter, or overall run with given experimental conditions).
- The method for calculating the error bars should be explained (closed form formula, call to a library function, bootstrap, etc.)
- The assumptions made should be given (e.g., Normally distributed errors).
- It should be clear whether the error bar is the standard deviation or the standard error of the mean.

- It is OK to report 1-sigma error bars, but one should state it. The authors should preferably report a 2-sigma error bar than state that they have a 96% CI, if the hypothesis of Normality of errors is not verified.
- For asymmetric distributions, the authors should be careful not to show in tables or figures symmetric error bars that would yield results that are out of range (e.g. negative error rates).
- If error bars are reported in tables or plots, The authors should explain in the text how they were calculated and reference the corresponding figures or tables in the text.

## 8. Experiments Compute Resources

Question: For each experiment, does the paper provide sufficient information on the computer resources (type of compute workers, memory, time of execution) needed to reproduce the experiments?

Answer: [Yes]

Justification: See Appendix B.

Guidelines:

- The answer NA means that the paper does not include experiments.
- The paper should indicate the type of compute workers CPU or GPU, internal cluster, or cloud provider, including relevant memory and storage.
- The paper should provide the amount of compute required for each of the individual experimental runs as well as estimate the total compute.
- The paper should disclose whether the full research project required more compute than the experiments reported in the paper (e.g., preliminary or failed experiments that didn't make it into the paper).

## 9. Code Of Ethics

Question: Does the research conducted in the paper conform, in every respect, with the NeurIPS Code of Ethics [https://neurips.cc/public/EthicsGuidelines?](https://neurips.cc/public/EthicsGuidelines)

Answer: [Yes]

Justification:

Guidelines:

- The answer NA means that the authors have not reviewed the NeurIPS Code of Ethics.
- If the authors answer No, they should explain the special circumstances that require a deviation from the Code of Ethics.
- The authors should make sure to preserve anonymity (e.g., if there is a special consideration due to laws or regulations in their jurisdiction).

## 10. Broader Impacts

Question: Does the paper discuss both potential positive societal impacts and negative societal impacts of the work performed?

Answer: [No]

Justification: This paper presents work whose goal is to advance the field of Machine Learning. There could be potential societal consequences of our work, none which we feel must be specifically highlighted here.

Guidelines:

- The answer NA means that there is no societal impact of the work performed.
- If the authors answer NA or No, they should explain why their work has no societal impact or why the paper does not address societal impact.
- Examples of negative societal impacts include potential malicious or unintended uses (e.g., disinformation, generating fake profiles, surveillance), fairness considerations (e.g., deployment of technologies that could make decisions that unfairly impact specific groups), privacy considerations, and security considerations.

- The conference expects that many papers will be foundational research and not tied to particular applications, let alone deployments. However, if there is a direct path to any negative applications, the authors should point it out. For example, it is legitimate to point out that an improvement in the quality of generative models could be used to generate deepfakes for disinformation. On the other hand, it is not needed to point out that a generic algorithm for optimizing neural networks could enable people to train models that generate Deepfakes faster.
- The authors should consider possible harms that could arise when the technology is being used as intended and functioning correctly, harms that could arise when the technology is being used as intended but gives incorrect results, and harms following from (intentional or unintentional) misuse of the technology.
- If there are negative societal impacts, the authors could also discuss possible mitigation strategies (e.g., gated release of models, providing defenses in addition to attacks, mechanisms for monitoring misuse, mechanisms to monitor how a system learns from feedback over time, improving the efficiency and accessibility of ML).

## 11. Safeguards

Question: Does the paper describe safeguards that have been put in place for responsible release of data or models that have a high risk for misuse (e.g., pretrained language models, image generators, or scraped datasets)?

Answer: [NA]

Justification: The paper poses no such risks.

Guidelines:

- The answer NA means that the paper poses no such risks.
- Released models that have a high risk for misuse or dual-use should be released with necessary safeguards to allow for controlled use of the model, for example by requiring that users adhere to usage guidelines or restrictions to access the model or implementing safety filters.
- Datasets that have been scraped from the Internet could pose safety risks. The authors should describe how they avoided releasing unsafe images.
- We recognize that providing effective safeguards is challenging, and many papers do not require this, but we encourage authors to take this into account and make a best faith effort.

## 12. Licenses for existing assets

Question: Are the creators or original owners of assets (e.g., code, data, models), used in the paper, properly credited and are the license and terms of use explicitly mentioned and properly respected?

Answer: [Yes]

Justification: Datasets used for experiments are properly cited. See Appendix C for the licenses.

Guidelines:

- The answer NA means that the paper does not use existing assets.
- The authors should cite the original paper that produced the code package or dataset.
- The authors should state which version of the asset is used and, if possible, include a URL.
- The name of the license (e.g., CC-BY 4.0) should be included for each asset.
- For scraped data from a particular source (e.g., website), the copyright and terms of service of that source should be provided.
- If assets are released, the license, copyright information, and terms of use in the package should be provided. For popular datasets, [paperswithcode.com/datasets](https://paperswithcode.com/datasets) has curated licenses for some datasets. Their licensing guide can help determine the license of a dataset.
- For existing datasets that are re-packaged, both the original license and the license of the derived asset (if it has changed) should be provided.

- If this information is not available online, the authors are encouraged to reach out to the asset’s creators.

### 13. **New Assets**

Question: Are new assets introduced in the paper well documented and is the documentation provided alongside the assets?

Answer: [NA]

Justification: The paper does not release new assets.

Guidelines:

- The answer NA means that the paper does not release new assets.
- Researchers should communicate the details of the dataset/code/model as part of their submissions via structured templates. This includes details about training, license, limitations, etc.
- The paper should discuss whether and how consent was obtained from people whose asset is used.
- At submission time, remember to anonymize your assets (if applicable). You can either create an anonymized URL or include an anonymized zip file.

### 14. **Crowdsourcing and Research with Human Subjects**

Question: For crowdsourcing experiments and research with human subjects, does the paper include the full text of instructions given to participants and screenshots, if applicable, as well as details about compensation (if any)?

Answer: [NA]

Justification: The paper does not involve crowdsourcing nor research with human subjects.

Guidelines:

- The answer NA means that the paper does not involve crowdsourcing nor research with human subjects.
- Including this information in the supplemental material is fine, but if the main contribution of the paper involves human subjects, then as much detail as possible should be included in the main paper.
- According to the NeurIPS Code of Ethics, workers involved in data collection, curation, or other labor should be paid at least the minimum wage in the country of the data collector.

### 15. **Institutional Review Board (IRB) Approvals or Equivalent for Research with Human Subjects**

Question: Does the paper describe potential risks incurred by study participants, whether such risks were disclosed to the subjects, and whether Institutional Review Board (IRB) approvals (or an equivalent approval/review based on the requirements of your country or institution) were obtained?

Answer: [NA]

Justification: The paper does not involve crowdsourcing nor research with human subjects.

Guidelines:

- The answer NA means that the paper does not involve crowdsourcing nor research with human subjects.
- Depending on the country in which research is conducted, IRB approval (or equivalent) may be required for any human subjects research. If you obtained IRB approval, you should clearly state this in the paper.
- We recognize that the procedures for this may vary significantly between institutions and locations, and we expect authors to adhere to the NeurIPS Code of Ethics and the guidelines for their institution.
- For initial submissions, do not include any information that would break anonymity (if applicable), such as the institution conducting the review.