

# FsPONER: Few-shot Prompt Optimization for Named Entity Recognition in Domain-specific Scenarios

Yongjian Tang<sup>a,b,\*</sup>, Rakebul Hasan<sup>b</sup> and Thomas Runkler<sup>a,b</sup>

<sup>a</sup>Technical University of Munich, Germany

<sup>b</sup>Siemens AG, Munich, Germany

**Abstract.** Large Language Models (LLMs) have provided a new pathway for Named Entity Recognition (NER) tasks. Compared with fine-tuning, LLM-powered prompting methods avoid the need for training, conserve substantial computational resources, and rely on minimal annotated data. Previous studies have achieved comparable performance to fully supervised BERT-based fine-tuning approaches on general NER benchmarks. However, none of the previous approaches has investigated the efficiency of LLM-based few-shot learning in domain-specific scenarios. To address this gap, we introduce FsPONER, a novel approach for optimizing few-shot prompts, and evaluate its performance on domain-specific NER datasets, with a focus on industrial manufacturing and maintenance, while using multiple LLMs – GPT-4-32K, GPT-3.5-Turbo, LLaMA 2-chat, and Vicuna. FsPONER consists of three few-shot selection methods based on random sampling, TF-IDF vectors, and a combination of both. We compare these methods with a general-purpose GPT-NER method as the number of few-shot examples increases and evaluate their optimal NER performance against fine-tuned BERT and LLaMA 2-chat. In the considered real-world scenarios with data scarcity, FsPONER with TF-IDF surpasses fine-tuned models by approximately 10% in F1 score.

## 1 Introduction

Named Entity Recognition (NER) is a common information extraction task, in which we identify and categorize the key information in the text. The strategies to solve such sequence labeling tasks have been evolving over time. NER systems were initially crafted with semantic and syntactic rules to recognize entities [11, 31]. Due to the domain-specific rules and incomplete dictionaries, such rule-based NER systems cannot be transferred to other domains. Another strategy comprises unsupervised NER systems [6, 26], which detect entities from clustered groups exhibiting similar contextual information and deduce the correct entities based on the statistical lexical patterns computed on a large corpus. Furthermore, with the advent of deep neural networks, NER systems were empowered to learn distributed word representations and complex features from raw data automatically [17]. Facilitated by the transformer architecture [33], such pre-trained language models have advanced the state-of-the-art NER performance progressively over the past decade [9, 21]. Nevertheless, either training a model from scratch or fine-tuning an existing model requires extensive data tailored to a specific domain and this can be highly cost-intensive in real-world applications.

\* Yongjian Tang. Email: yongjian.tang@tum.de.

In recent years, Foundation LLMs, such as GPT models [29, 27, 4], have demonstrated exceptional competence in knowledge inference and information extraction, offering us an alternative solution to NER. Their instruction-following abilities [44, 28] facilitate a more streamlined and accessible problem-solving procedure, while simultaneously reducing the need for massive annotated data. Fig. 1 illustrates an example of leveraging LLMs to solve a NER task. In a zero-shot setting, the LLM identifies the named entities relying on the prior knowledge obtained in pre-training. The performance can be enhanced by incorporating a sequence of few-shot examples into the prompt. These examples serve as demonstrations, allowing the LLM to glean information of the presented domain and refine its understanding, leading to a more precise extraction of entity types.

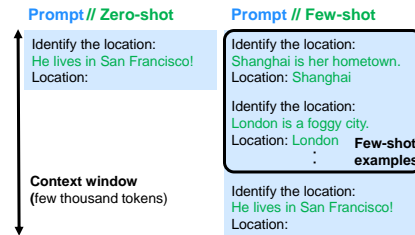


Figure 1. A NER example using zero-shot and few-shot prompting.

In previous studies, LLM-based prompting has achieved comparable performance to fully supervised baselines on standard NER benchmarks [35, 40, 41], but none of these studies evaluate the performance of LLMs on domain-specific use cases. Moreover, these studies exclusively compare the LLMs using prompting techniques with middle-sized pre-trained language models, such as fine-tuned BERT variants [9, 21, 30], and a comparison to fine-tuned LLMs of the same size is still missing. To the best of our knowledge, we are the first to include both genuine LLMs using few-shot prompting and instruction fine-tuned LLMs in experiments. The contribution of this work can be summarized as follows:

- (i) We propose FsPONER with three variants with different few-shot selection methods to filter semantically close examples and optimize the prompt.
- (ii) We investigate how the number of few-shot examples and the scale of few-shot datasets influence the NER performance.
- (iii) We exemplify the evaluation results of FsPONER on industrial manufacturing and maintenance use cases to assess its effectiveness in domain-specific NER scenarios, using four LLMs – GPT-4-32K, GPT-3.5-Turbo, LLaMA 2-chat, and Vicuna.

- (iv) We compare FsPONER with a non-domain-specific GPT-NER method and evaluate their optimal NER performance against fine-tuned LLaMA 2-chat 7B and BERT, observing that FsPONER attains a 10% higher F1 score in the considered scenarios with data scarcity.

## 2 Related Work

### 2.1 Development of Language Models

Language modeling [45] stands out as a core technique to advance language intelligence of machines and has received extensive attention over the past decade. The story begins with statistical language models [14], which follow the Markov assumption and predict the next word based on the most recent context. The rise of deep neural architectures opens the stage for neural language models. As a milestone, Bengio et al. [2] introduced the concept of distributed word representations and crafted word prediction functions on aggregated context features. Furthermore, Collobert et al. proposed a unified multi-layer neural architecture by discovering the internal representations of unlabeled datasets [7], while Mikolov et al. [25, 24] proposed word2vec, a simplified shallow neural network designed for learning word representations effectively. These studies have initiated the utilization of language models for representation learning, elevating word sequence modeling to a more advanced level.

Vaswani et al. [33] proposed the transformer architecture and attention mechanism, which started the generation of pre-trained language models. In alignment with this highly parallelizable architecture, language models were trained to learn context-aware word representations. BERT, a model proposed by Devlin et al. [9] and pre-trained on large-scale unlabeled corpora bidirectionally, stands out. The semantic representations obtained in pre-training make BERT approachable for a broad spectrum of downstream tasks in specific domains. Inspired by such "pre-training" and "fine-tuning" modes, a substantial quantity of follow-up works have been developed over time, e.g. RoBERTa [21] and DistilBERT[30].

The research community continues to enhance the performance of language models by scaling up their sizes. Compared with their smaller counterparts, large-scale models demonstrate unseen emergent abilities [36, 22] in solving complex tasks, which have provided us with more information-based problem-solving possibilities, such as in-context learning, prompt engineering, step-by-step reasoning and retrieval augmented generation. These techniques have enlightened this work, leveraging few-shot prompting to solve domain-specific NER tasks.

### 2.2 In-context Learning

In-context learning [10] refers to the process of learning from analogy, where a query and a piece of demonstration context are merged into a prompt and then fed into LLMs to obtain the required outcomes. In contrast to supervised learning, in which model parameters are updated at training or fine-tuning stages, ICL does not perform any parameter updates, but generates the answer directly based on the provided information. The prompt serves as an activator, enabling LLMs to understand the critical information within the demonstration context comprehensively.

Wei et al. [39] illustrate that LLMs can override semantic pre-trained knowledge when presented with conflicting in-context examples. The ability to surpass semantic priors enhances as the model size increases. Smaller models cannot flip predictions and follow contradictory labels, while larger models can perform this effectively.

Liu et al. [20] utilize LLMs to retrieve relevant information within a long context. They find that the performance is optimal when relevant information occurs at the beginning or end of the input context, and it degrades significantly when models must access relevant information in the middle. Moreover, as the input context grows longer, even explicitly designed long-context models fail to identify the relevant information effectively.

Many creative ideas of ICL have been proposed. Li et al. [18] introduce EmotionPrompt, which incorporates emotional stimulus into prompts and emphasizes the task significance to improve the performance of LLMs. Ye et al. [43] add an instruction set to the prompt and enhance the zero-shot generalization abilities of LLMs. Wei et al. [38] present symbol tuning. They replace in-context input-label pairs with arbitrary symbols and find that symbol-tuned LLMs are better at ICL than original models, especially in settings where relevant labels are not available.

In terms of reasoning, Kojima et al. [15] show that LLMs are decent zero-shot reasoners by adding an instructive command at the end of the prompt template. Wei et al. [37] propose chain-of-thought prompting and improve the performance of LLMs on a range of arithmetic, commonsense, and symbolic reasoning tasks. Built on this, Yao et al. [42] introduce tree-of-thought, which allows language models to perform deliberate decision-making by considering multiple different reasoning paths and self-evaluating choices to decide the next course of action. Moreover, Besta et al. [3] propose graph of thoughts, in which the information generated by LLMs is modeled as an arbitrary graph, where units of information are vertices, and edges correspond to dependencies between these vertices.

### 2.3 In-context Learning with Few-shot Examples

The in-context learning ability of LLMs has facilitated a new form of few-shot learning – few-shot prompting, in which demonstration examples are integrated into the context window directly.

Lu et al. [23] find that the order in which few-shot examples are permuted in the prompt can make the difference between near state-of-the-art and random guess performance. Larger models generally achieve better performance with low variance in the experiments, and adding more few-shot samples into prompts does yield a noticeable enhancement in performance, but it does not significantly reduce variance. To find the optimal sample permutations, they propose the idea of ordering few-shot examples based on entropy, which yields a 13% relative improvement for GPT family models across eleven different text classification tasks.

Furthermore, Liu et al. [19] propose the idea of selecting few-shot examples in the embedding space of a sentence encoder. They leverage RoBERTa-large [21] to transform original sentences into embedding vectors. Based on these vectors, they apply the  $k$ NN algorithm to identify the  $k$  nearest examples for the input sentence and use them as few-shot examples. The selected in-context examples can provide more informative inputs to unleash GPT-3's extensive knowledge. Such refined few-shot selection strategy has shown efficiency in advancing the performance of LLMs across a wide range of NLP tasks, including question answering, machine translation, and information extraction.

### 2.4 Few-shot In-context Learning for NER

Regarding the application of LLMs in NER tasks, Wang et al. [35] integrate semantically close examples into the prompt and analyze the impact of few-shot quantity and quality on NER performance.

They enhance the embedding-based few-shot selection method [19] by replacing RoBERTa-large [21] with SimCSE [12], a contrastive learning framework developed for sentence embedding, and using it to encode the few-shot examples and input sentences. They name the approach GPT-NER, which exhibits efficiency in low-resource and few-shot setups, and has attained comparable performance to fully-supervised BERT-based approaches on two general NER benchmarks.

Xie et al. [40] investigate the zero-shot performance of ChatGPT [29] in information extraction, in which they adapt reasoning methods and decompose the NER task into multiple simpler sub-problems. Their method enhances the zero-shot NER performance across seven benchmarks, including Chinese and English datasets as well as domain-specific and general-purpose scenarios. However, their study does not encompass few-shot learning.

### 3 FsPONER

Previous studies have focused on identifying semantically similar examples to the input in the embedding space, which overlooked the entity distribution within the dataset. When dealing with infrequent entity types in specific domains, LLMs may struggle to accurately extract entities using the universal prior knowledge acquired during pre-training. To address this, we introduce data stratification as a preliminary step to consider all entity types fairly and propose FsPONER, a LLM-based NER framework with three different few-shot selection methods: random sampling, TF-IDF vectors, and a combination of both. The goal is to incorporate term frequency alongside sentence embedding, enhancing domain-specific NER performance. We follow the outline in Fig. 2 and demonstrate the principle of prompt optimization in FsPONER.

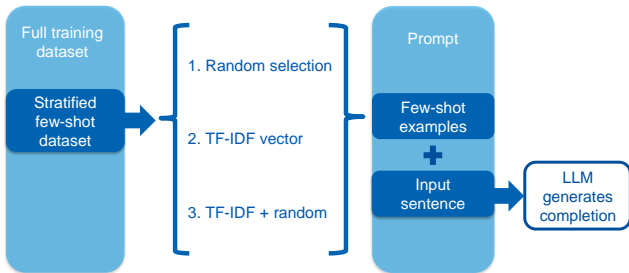


Figure 2. Overview of FsPONER.

#### 3.1 Stratified Few-shot Dataset

The entity types in NER datasets are usually not equally distributed. If we directly select few-shot examples from the original dataset, we risk focusing only on the most common entity types while overlooking the less common ones. To address this issue, we uniformly stratify a certain number of few-shot examples based on their entity types and build a stratified few-shot dataset.

We start by sorting all entity types from the raw dataset based on their frequency. Subsequently, we iterate through the examples of each entity type, and sequentially select one example from the most frequent entity to the least frequent one. The stratified dataset fairly considers less frequent entities and enables LLMs to learn more detailed information from the few-shot examples.

Furthermore, a smaller few-shot dataset aligns with our practical considerations, because in real-world projects, data annotation is expensive and only hundreds of annotated data are available. To simu-

late such low-resource scenarios, we limit the size of few-shot dataset to 300 examples in the experiments.

#### 3.2 Few-shot Selection Methods

We illustrate FsPONER with three variants with different few-shot selection methods: random sampling, TF-IDF vectors, and a combination of both.

##### 3.2.1 Selecting few-shot examples randomly

Random sampling is an intuitive solution, in which samples are drawn from the few-shot dataset randomly and employed as few-shot examples directly. For each input sentence, the selected samples are non-repetitive, but they can be selected as few-shot examples for other input sentences repeatedly. While this approach is straightforward to implement, it overlooks the semantic relation between the sentences. Therefore, we incorporate TF-IDF into the other two methods to filter more fitting examples.

##### 3.2.2 Selecting few-shot examples based on TF-IDF vectors

As a weighting factor, Term Frequency–Inverse Document Frequency (TF-IDF) measures the significance of a word to a document in a corpus and finds wide applications in information retrieval and text mining tasks.

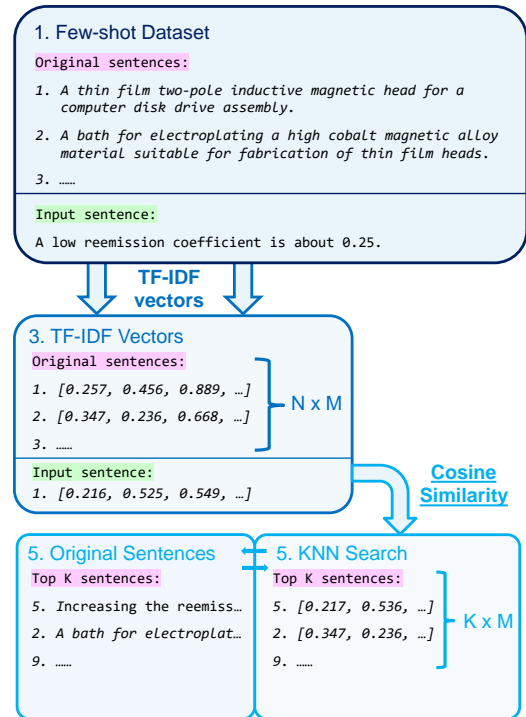


Figure 3. The few-shot selection process based on TF-IDF vectors.

The TF-IDF-based method shares a similar structure with GPT-NER [35], but we substitute the sentence encoder with a TF-IDF transformer, converting both input sentences and few-shot examples into TF-IDF vectors. As illustrated in Fig. 3, we store the transformed TF-IDF vectors in an  $N \times M$  matrix, where  $N$  is the number of few-shot examples and  $M$  is the quantity of individual words within this corpus. We calculate the cosine similarity between two TF-IDF vectors and identify the  $K$  nearest few-shot examples for each input sentence as few-shot examples.

### 3.2.3 Selecting few-shot examples based on TF-IDF and random sampling

Assuming that NER datasets exhibit a normal distribution of entities, we suggest the third method by integrating random sampling into the TF-IDF-based selection. Our goal is to ensure that the distribution of entities in the selected few-shot examples aligns with the overall few-shot dataset. For this purpose, we alternatively select few-shot examples from two sets of examples created through either random sampling or TF-IDF vectors until we reach the desired quantity.

### 3.3 Prompt Structure

Using the few-shot examples selected by FsPONER, we craft the prompt for domain-specific NER use cases.

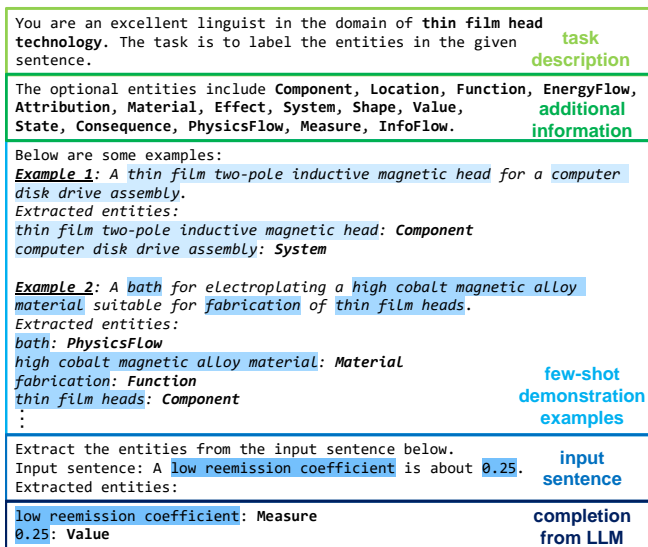


Figure 4. The prompt structure for domain-specific NER tasks.

Fig. 4 illustrates the prompt structure, which consists of a concise task description, a paragraph of additional information, multiple few-shot examples, and the input sentence, from which LLMs identify the named entities. In the task description, we explain the NER task briefly and clearly define the dataset’s domain. This allows the LLM to exploit the domain-specific knowledge acquired during the pre-training stage. Subsequently, we enumerate all pre-defined named entities as additional information to constrain the entity types for the LLM. In the third block, we add the selected few-shot examples to the prompt. The LLM learns from these examples and thereby extracts the entities more accurately during the inference stage. After the few-shot demonstration, we finally add the formal input sentence to the prompt and perform inference based on the given information.

## 4 Fine-tuning

As LLM-based prompting becomes increasingly popular, there is a growing interest in the research community to evaluate their performance against fine-tuned language models. Previous works [35] have shown that general-purpose LLMs can achieve comparable performance to fine-tuned models in standard benchmarks. However, their efficacy in domain-specific scenarios has never been studied. To address this gap, we fine-tune BERT and LLaMA 2-chat on three industrial datasets and compare the results with LLMs using FsPONER. We outline the procedure of fine-tuning LLaMA 2-chat 7B, with a

focus on data pre-processing and low-rank adaptation [13] to reduce GPU requirements.

### 4.1 Data Preprocessing

An unprocessed instruction dataset comprises instruction, input, and output columns. The instruction describes the task. The input provides further context of this task. The response represents the standard answer that LLMs should generate. As shown in Fig. 5, we place these columns side by side to create a set of prompt-completion pairs for instruction fine-tuning, accompanied by an introductory explanation at the beginning to elucidate their respective roles. Throughout the training process, the LLM learns the statistical distribution of prompt-completion pairs, thereby advancing its understanding in the specific domain.

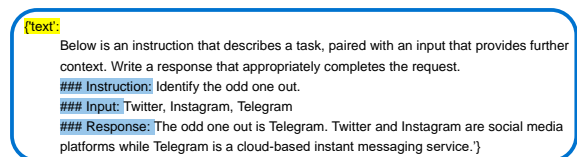


Figure 5. A pre-processed prompt-completion pair for fine-tuning.

### 4.2 Low-rank Adaptation

Training the LLaMA 2-chat 7B model in full precision is infeasible with our available GPU resources. We leverage Low-Rank Adaptation (LoRA) [13] in Fig. 6 to reduce the hardware requirement on GPU memory while simultaneously maintaining the on-par performance. LoRA reduces the parameters to be trained by freezing all original model parameters and injecting a pair of low-rank decomposition matrices. We only update the two decomposition matrices in training. For different downstream tasks or datasets, we train different decomposition matrices and then add them to the original weights to update the values. The memory required to store these matrices is much smaller than training the entire model, which makes the entire fine-tuning process more accessible.

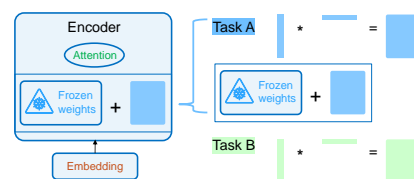


Figure 6. The principle of LoRA.

### 4.3 BERT-based Fine-tuning

BERT variants find wide applications in diverse downstream tasks and many of them still hold the state-of-the-art performance on standard benchmarks. Therefore, we include BERT as a reference and fine-tune it for the considered NER datasets in a supervised fashion.

As an encoder model, BERT approaches NER as a sequence labeling task and the data preprocessing differs from LLaMA 2-chat. As illustrated in Fig. 7, we convert the raw data into token-to-token JSON format. During the fine-tuning process, BERT learns to associate each individual word token with the correct entity type.

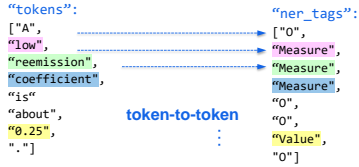


Figure 7. The BERT model formulates NER as a token-to-token task.

## 5 Experiments

Regarding LLM-based prompting, multiple influencing factors, such as the order, quantity, and quality of few-shot examples, can influence the performance of LLMs. Considering these factors, some existing works [35, 41] optimize the few-shot examples for the prompt, progressively advancing the performance of LLMs on general NER benchmarks. However, none of them investigates the efficiency of few-shot prompting on domain-specific NER scenarios. To answer the question, we integrate FsPNER into four LLMs and compare the performance with fine-tuned BERT and LLaMA 2-chat 7B on three NER datasets in industrial manufacturing and maintenance, exemplifying the advantages and drawbacks of few-shot prompting in the considered domain-specific scenarios.

### 5.1 Experimental setting

**Selected LLMs:** We have experimented with 4 LLMs to investigate the efficiency of FsPNER. Table 1 provides an overview of these models based on their sizes, context window length, training data volume, allowed input modalities, and openness to the public. The two large-scale GPT models – GPT-3.5-turbo [4] and GPT-4-32K [27] are only accessible with OpenAI API. Their performance stands for the forefront of existing LLMs, which allows us to exploit the full potential of FsPNER. Furthermore, we include LLaMA 2-chat [1], one of the open-source top-performing models released by Meta AI, and Vicuna [46], which is instruction fine-tuned from LLaMA 2-chat 13B on 125K instructional conversations generated by human beings. Alongside the four LLMs, we consider BERT [9] and evaluate it as a reference. Since it does not demonstrate instruction-following abilities, we fine-tune it for NER tasks in a supervised fashion.

Table 1. Basic information of the selected LLMs

Models	GPT-3.5-turbo	GPT-4-32k	LLaMA 2-chat	Vicuna V1.5
Model size (parameters)	175B	-	7B/13B/70B	7B/13B
Context window length (tokens)	4096	32768	4096	4096
Training data volume	300B tokens for GPT-3	-	2T tokens	2T tokens + 125K samples
Modalities	text	text/image (input)	text	text
Openness	closed	closed	open	open

**Selected datasets:** In the experiments we consider the following three publicly available real-world datasets from industrial manufacturing and maintenance – the thin-film head technology dataset [5], the assembly instruction dataset [8], and the manufacturing dataset [16]. We present their basic information in Table 2.

**Few-shot dataset:** For real-world use cases, data annotation proves to be a cost-intensive endeavor. Utilizing limited high-quality data resources to enhance the performance of LLMs is a sensible and realistic strategy. In line with this practical consideration, we create a stratified few-shot dataset of 300 samples. From our empirical practice, this is an applicable volume that keeps data annotation expenses

Table 2. Basic information of the three NER datasets

Datasets	Number of words	Number of types	Domain	State-of-the-art (F1 score)	Examples of types
FabNER	350,000+	12	Manufacturing	92%	MATE(Material), PRO(Properties), ENAT(Enabling technology), ...
Thin-film head technology	92,000+	17	Hard-disk	78.2%	Component, Function, PhysicsFlow, EnergyFlow, ...
Assembly NER	22,000+	9	Assembly	84.69%	PART(parts), OPER(operations), TOOL(tools), QTY(Quality), ...

within a manageable bound. When constructing the prompt, few-shot examples will be selected from this dataset.

### 5.2 Results of FsPNER

We compare the three few-shot selection methods proposed for FsPNER with GPT-NER [35] as we increase the number of few-shot examples in the prompt and attempt to identify the top-performing setting for FsPNER.

Due to the massive scale of conducted experiments and some repetitive results across the three datasets, we exclusively demonstrate the evaluation results on the thin-film technology dataset and perform in-depth analysis for the selected models. For readers who are interested, the evaluation results on the other two datasets are available in supplementary documents [32].

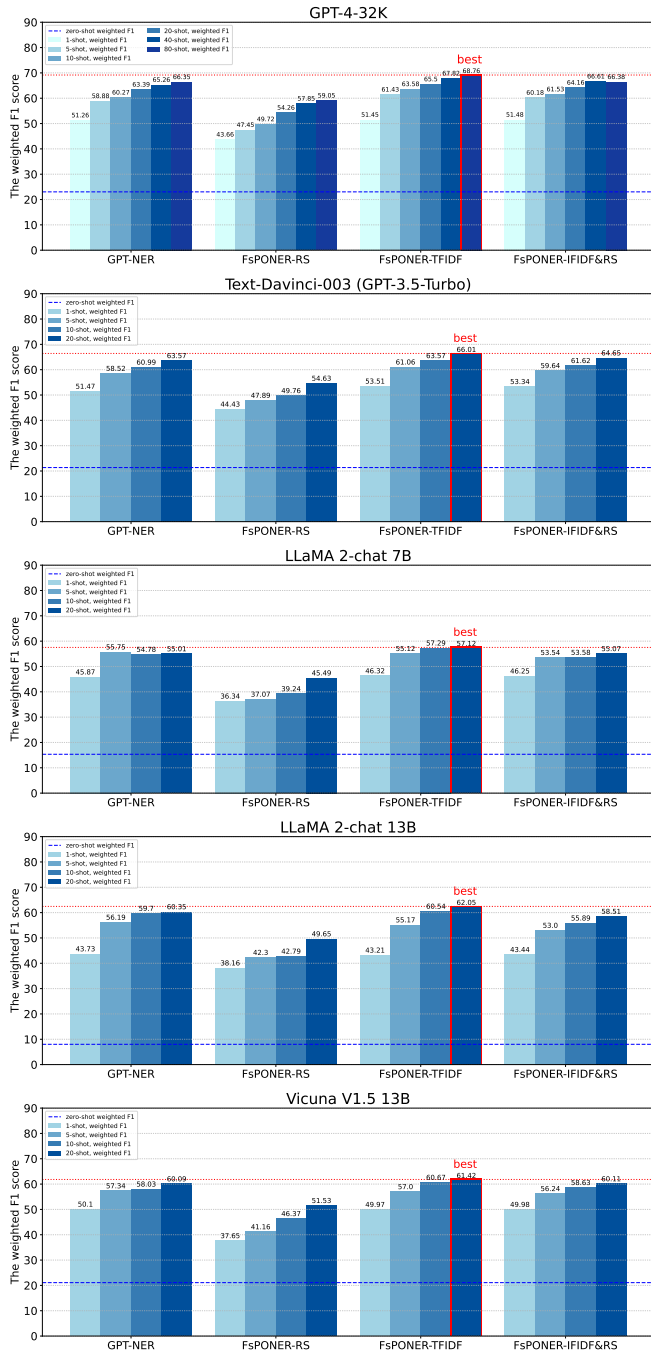
Fig. 9 illustrates the evaluation results on the thin-film head technology dataset, with few-shot selection methods on the horizontal axis and F1 score on the vertical axis. Multiple performance-changing rules of LLMs are evident. All evaluated models advance their performance across all few-shot selection methods as the number of few-shot examples increases. With an extended context window, GPT-4 leads the performance and achieves the optimal F1 score of 68.76% by integrating 80 few-shot examples selected by FsPNER with TF-IDF. Furthermore, GPT-4 demonstrates exceptional capability in correctly understanding instructions. In the zero-shot evaluation, only GPT-4 can strictly adhere to the format described in text when generating entity types. The other LLMs may modify the format spontaneously, e.g. adding a serial number or placing the corresponding entity types before the original words, as illustrated in Fig. 8. Additional steps are required to process these generated completions.

Desired Completion	GPT-4	Other models
Extracted entities: DLC: Component head: Location fabricated: Function ...	Extracted entities: DLC: Component head: Location fabricated: Function ...	Extracted entities: 1. Component: DLC 2. Location: head 3. Function: fabricated 4. ...

Figure 8. The generated completions in zero-shot setting.

For the other models, due to the limited context window of 4096 tokens, we are not allowed to add more than 20 few-shot examples to the prompt. When using Fs-PONER with TF-IDF, Text-Davinci-003 from the GPT-3-Turbo family demonstrates the optimal performance, reaching a weighted F1 score over 66%, which is 2.7% lower than GPT-4-32K. However, if we feed both GPT models with 20 few-shot examples, Text-Davinci-003 leads the F1 score by 0.5%.

Due to the limited model size, the performance of the selected open-source models falls behind the two GPT models. With respect



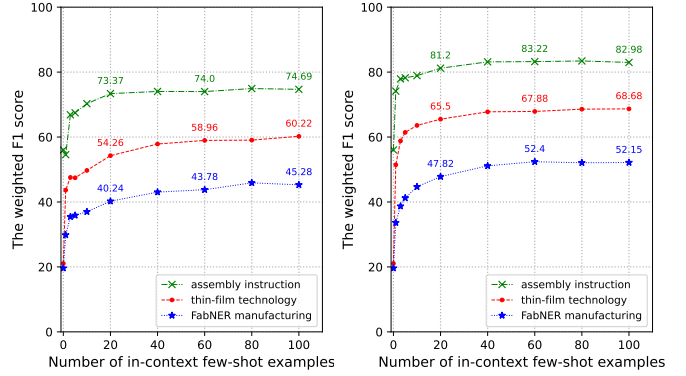
**Figure 9.** The evaluation results on the thin-film technology dataset. (RS refers to random sampling.)

to LLaMA 2-chat, the 13B version surpasses the 7B model in multiple facts. The performance of LLaMA 2-chat 7B hits a plateau once we have added 5 few-shot examples to the prompt. By contrast, the LLaMA 2-chat 13B demonstrates stronger ability to comprehend long context and the performance continues to improve as we increase the number of few-shot examples, reaching a F1 score of 62.05%, which is 4.97% higher than the 7B model when employing FsPONER with TF-IDF.

Vicuna-V1.5-13B is instruction fine-tuned from LLaMA 2-chat 13B using 125K human-generated conversations, the overall NER performance is close to the fundamental model, reaching a weighted

F1 score of 61.42%. This observation indicates that fine-tuning on more generic conversational data does not enhance LLM’s performance in a industrial domain.

If we zoom in GPT-4-32K, the performance has not saturated. When we double the number of few-shot examples from 40 to 80, an improvement by around 1% can still be observed in FsPONER with TF-IDF. Therefore, we integrate more few-shot examples, aiming to identify the maximum achievable performance of GPT-4-32k on the three considered NER datasets.



**Figure 10.** The F1 score of GPT-4-32K on three NER datasets with a growing number of few-shot examples selected randomly (left) or using TF-IDF vectors (right).

According to the previous experiments, FsPONER with TF-IDF achieves the top-notch performance among all few-shot selection methods. In light of this conclusion, we analyze the advantages of TF-IDF against random sampling and illustrate the F1 score evolution as we increase the number of few-shot examples to 100 in Fig. 10.

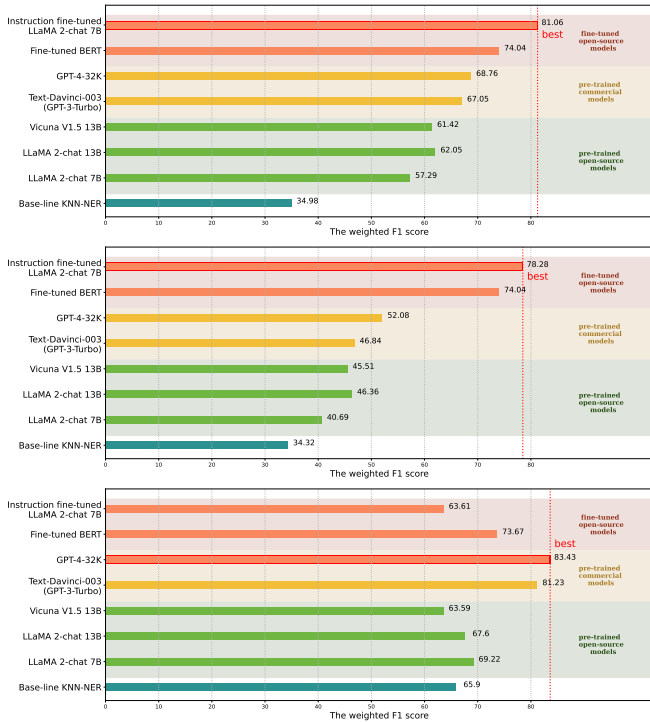
For both few-shot selection methods, F1 scores improve dramatically in the first 20 few-shot examples and the trend slows down after reaching 40 examples. The NER performance with 60 few-shot examples closely approaches the performance with 100 examples, showing a difference below 1.5% for random sampling and 0.8% for TF-IDF in all three datasets. After the performance curve gradually levels off, TF-IDF secures a higher F1 score. Furthermore, compared to the twisting curve resulting from the unpredictable quality of random examples, the performance advances coherently and consistently in TF-IDF. The saturation phenomenon of F1 score exhibits the performance plateau of prompting with more few-shot examples. We have reached the optimal performance of FsPONER.

### 5.3 Results of Fine-tuning

Following the evaluation results in Fig. 9 and Fig. 10, we use FsPONER with TF-IDF for few-shot selection, integrating 80 few-shot examples in the prompt for each input sentence, and compare its performance with the fine-tuned BERT and LLaMA 2-chat 7B. While the LLMs using FsPONER select examples from the few-shot dataset, Bert and LLaMA 2-chat are fine-tuned with the full training dataset in our experiments.

We include an unsupervised NER baseline additionally to measure the advanced performance of language models. While the initial method [34] integrates the  $k$ NN algorithm into the vanilla BERT model as a complete system, we directly utilize sentence-BERT to obtain the embedding of each token. This adaptation enables us to

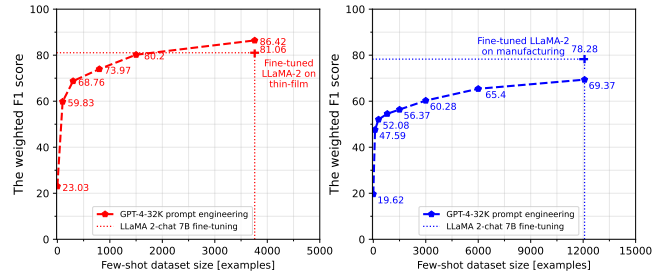
avoid training BERT, which overlaps with the bert-based fine-tuning approach.



**Figure 11.** Overall NER performance of different language models on the thin-film technology, FabNER manufacturing, and assemblyNER datasets (from top to bottom).

As illustrated in Fig. 11, the fine-tuned models outperform the pre-trained LLMs using FsPONER in the two larger datasets. In the FabNER dataset, the fine-tuned LLaMA 2-chat 7B obtains 78.28% and the fine-tuned BERT reaches 74.04%, which leads all pre-trained models by more than 20% in F1 score. We observe analogous results from the thin film technology dataset, where the fine-tuned LLaMA 2-chat 7B achieves the optimal performance of 81.06%, higher than the state-of-the-art presented in Table 2. However, in the assembly dataset, which consists of fewer data but with more generic entity types, the two GPT models using FsPONER surpass the fine-tuned models, reaching 83.43% and 81.23% in F1 score respectively. One explanation for this phenomenon is the data scarcity in assembly domain, preventing effective fine-tuning of BERT and LLaMA 2-chat 7B to attain their optimal performance.

In the experiments, we confine the source of few-shot examples to the stratified few-shot dataset while fine-tuning with the full dataset. Considering the difference in the quantity of applied data, we continue investigating FsPONER with a varying size of few-shot dataset and extend the data source to the full dataset. Fig. 12 illustrates the results, where we progressively expand the size of few-shot dataset from 100 examples to the full dataset. The assemblyNER dataset is not included, due to its limited data volume. For the thin-film technology and FabNER manufacturing datasets, the F1 score improves as the few-shot datasets scale up. When we utilize the full dataset, GPT-4 can achieve a F1 score of 86.42% on the thin-film technology dataset, which surpasses the fine-tuned LLaMA 2-chat 7B by 5.36%. In the FabNER dataset, GPT-4 advances the 52% F1 score obtained with 300 few-shot examples to 69% by utilizing the entire dataset, which is approximately 9% lower than the fully fine-tuned LLaMA 2 chat.



**Figure 12.** The F1 score of GPT-4 with an increasing size of few-shot dataset in thin-film technology (left) and manufacturing (right) domains.

## 5.4 Discussion

The performed experiments demonstrate that data quantity, domain specificity, and the model capabilities significantly influence FsPONER’s performance in domain-specific NER tasks. In a scenario with generic entity types, i.e. in the assemblyNER dataset, FsPONER with a small set of high-quality data can outperform fine-tuning with the full dataset. However, in a specific domain with abundant data, e.g. in the FabNER dataset, fine-tuning still leads the performance. For both fine-tuning and the FsPONER framework, larger models demonstrate more advanced performance in general, but they require massive training data and sufficient compute budget. We must consider the available GPU resources, the allowed training time, and the resulting cost. With a model of proper size and a well-suited method, we can achieve the optimal performance within a cost-effective setting.

## 6 Conclusions and Future Work

In this work, we proposed FsPONER, a few-shot selection framework for domain-specific NER tasks. In the considered NER scenarios, FsPONER with TF-IDF consistently demonstrates the top-notch performance compared to a general-purpose GPT-NER method and all other FsPONER variants. As we increase the quantity of few-shot examples in the prompt or expand the size of few-shot datasets, the performance of FsPONER continues to improve. Specifically, in an industrial manufacturing scenario with data scarcity, FsPONER with TF-IDF outperforms the fine-tuned models by approximately 10% in F1 score.

As for future work, more strategies against hallucination are required to generate solid entities and avoid varying completion formats in Fig. 8. Furthermore, the long inference time of LLMs necessitates an efficient solution, especially when dozens of few-shot examples are added to the prompt. Moreover, the leaderboard of LLMs is continuously updated. Many compact models have been specifically designed for information extraction and should be assessed for domain-specific NER tasks, which may have the potential to surpass the currently top-performing LLMs.

## References

- [1] LLaMA 2: Open foundation and fine-tuned chat models, 2023.
- [2] Y. Bengio, R. Ducharme, and P. Vincent. A neural probabilistic language model. *Advances in Neural Information Processing Systems*, 13, 2000.
- [3] M. Besta, N. Blach, A. Kubicek, R. Gerstenberger, M. Podstawski, L. Gianinazzi, J. Gajda, T. Lehmann, H. Niewiadomski, P. Nyczyk, et al. Graph of thoughts: Solving elaborate problems with large language models. In *Proceedings of the AAAI Conference on Artificial Intelligence*, volume 38, pages 17682–17690, 2024.

- [4] T. Brown, B. Mann, N. Ryder, M. Subbiah, J. D. Kaplan, P. Dhariwal, A. Neelakantan, P. Shyam, G. Sastry, A. Askell, et al. Language models are few-shot learners. *Advances in Neural Information Processing Systems*, 33:1877–1901, 2020.
- [5] L. Chen, S. Xu, L. Zhu, J. Zhang, X. Lei, and G. Yang. A deep learning based method for extracting semantic information from patent documents. *Scientometrics*, 125(1):289–312, oct 2020. ISSN 0138-9130.
- [6] M. Collins and Y. Singer. Unsupervised models for named entity classification. In *1999 Joint SIGDAT Conference on Empirical Methods in Natural Language Processing and Very Large Corpora*, 1999.
- [7] R. Collobert, J. Weston, L. Bottou, M. Karlen, K. Kavukcuoglu, and P. Kuksa. Natural language processing (almost) from scratch. *Journal of Machine Learning Research*, 12(ARTICLE):2493–2537, 2011.
- [8] C. M. Costa, G. Veiga, A. Sousa, and S. Nunes. Evaluation of stanford NER for extraction of assembly information from instruction manuals. In *2017 IEEE International Conference on Autonomous Robot Systems and Competitions (ICARSC)*, pages 302–309, 2017.
- [9] J. Devlin, M.-W. Chang, K. Lee, and K. Toutanova. BERT: Pre-training of deep bidirectional transformers for language understanding, 2018.
- [10] Q. Dong, L. Li, D. Dai, C. Zheng, Z. Wu, B. Chang, X. Sun, J. Xu, and Z. Sui. A survey for in-context learning. *arXiv preprint arXiv:2301.00234*, 2022.
- [11] O. Etzioni, M. Cafarella, D. Downey, A.-M. Popescu, T. Shaked, S. Soderland, D. S. Weld, and A. Yates. Unsupervised named-entity extraction from the web: An experimental study. *Artificial Intelligence*, 165(1):91–134, 2005.
- [12] T. Gao, X. Yao, and D. Chen. SimCSE: Simple contrastive learning of sentence embeddings. In *Empirical Methods in Natural Language Processing (EMNLP)*, 2021.
- [13] E. J. Hu, Y. Shen, P. Wallis, Z. Allen-Zhu, Y. Li, S. Wang, L. Wang, and W. Chen. LoRA: Low-rank adaptation of large language models. In *International Conference on Learning Representations*, 2022. URL <https://openreview.net/forum?id=nZcVKeeFYf9>.
- [14] F. Jelinek. *Statistical Methods for Speech Recognition*. Language, Speech, and Communication. MIT Press, 1998. ISBN 9780262100663. URL <https://books.google.de/books?id=8rZNEAAAQBAJ>.
- [15] T. Kojima, S. S. Gu, M. Reid, Y. Matsuo, and Y. Iwasawa. Large language models are zero-shot reasoners. *Advances in Neural Information Processing Systems*, 35:22199–22213, 2022.
- [16] A. Kumar and B. Starly. "FabNER": information extraction from manufacturing process science domain literature using named entity recognition. *J. Intell. Manuf.*, 33(8):2393–2407, 2022.
- [17] G. Lample, M. Ballesteros, S. Subramanian, K. Kawakami, and C. Dyer. Neural architectures for named entity recognition. In *Proceedings of the 2016 Conference of the North American Chapter of the Association for Computational Linguistics: Human Language Technologies*, June 2016.
- [18] C. Li, J. Wang, K. Zhu, Y. Zhang, W. Hou, J. Lian, and X. Xie. Emotion prompt: Leveraging psychology for large language models enhancement via emotional stimulus. *arXiv preprint arXiv:2307.11760*, 2023.
- [19] J. Liu, D. Shen, Y. Zhang, B. Dolan, L. Carin, and W. Chen. What makes good in-context examples for GPT-3? In E. Agirre, M. Apidianaki, and I. Vulić, editors, *Proceedings of Deep Learning Inside Out (DeeLIO 2022): The 3rd Workshop on Knowledge Extraction and Integration for Deep Learning Architectures*, pages 100–114, May 2022.
- [20] N. F. Liu, K. Lin, J. Hewitt, A. Paranjape, M. Bevilacqua, F. Petroni, and P. Liang. Lost in the middle: How language models use long contexts. *Transactions of the Association for Computational Linguistics*, 2023.
- [21] Y. Liu, M. Ott, N. Goyal, J. Du, M. Joshi, D. Chen, O. Levy, M. Lewis, L. Zettlemoyer, and V. Stoyanov. RoBERTa: A robustly optimized bert pretraining approach. *arXiv preprint arXiv:1907.11692*, 2019.
- [22] S. Lu, I. Bigoulaeva, R. Sachdeva, H. T. Madabushi, and I. Gurevych. Are emergent abilities in large language models just in-context learning?, 2023. URL <https://arxiv.org/abs/2309.01809>.
- [23] Y. Lu, M. Bartolo, A. Moore, S. Riedel, and P. Stenetorp. Fantastically ordered prompts and where to find them: Overcoming few-shot prompt order sensitivity. In *Proceedings of the 60th Annual Meeting of the Association for Computational Linguistics (Volume 1: Long Papers)*. Association for Computational Linguistics, May 2022.
- [24] T. Mikolov, K. Chen, G. Corrado, and J. Dean. Efficient estimation of word representations in vector space, 2013. URL <https://arxiv.org/abs/1301.3781>.
- [25] T. Mikolov, I. Sutskever, K. Chen, G. S. Corrado, and J. Dean. Distributed representations of words and phrases and their compositionality. *Advances in Neural Information Processing Systems*, 26, 2013.
- [26] D. Nadeau, P. D. Turney, and S. Matwin. Unsupervised named-entity recognition: Generating gazetteers and resolving ambiguity. In *Advances in AI: 19th Conference of the Canadian Society for Computational Studies of Intelligence*, pages 266–277. Springer, 2006.
- [27] OpenAI. GPT-4 technical report, 2023.
- [28] L. Ouyang, J. Wu, X. Jiang, D. Almeida, C. Wainwright, P. Mishkin, C. Zhang, S. Agarwal, K. Slama, A. Ray, et al. Training language models to follow instructions with human feedback. *Advances in Neural Information Processing Systems*, 35:27730–27744, 2022.
- [29] A. Radford, J. Wu, R. Child, D. Luan, D. Amodei, I. Sutskever, et al. Language models are unsupervised multitask learners. *OpenAI Blog*, 1(8):9, 2019.
- [30] V. Sanh, L. Debut, J. Chaumond, and T. Wolf. DistilBERT, a distilled version of BERT: smaller, faster, cheaper and lighter. *arXiv preprint arXiv:1910.01108*, 2019.
- [31] S. Sekine and C. Nobata. Definition, dictionaries and tagger for extended named entity hierarchy. In *LREC*, pages 1977–1980, 2004.
- [32] Y. Tang, R. Hasan, and T. Runkler. Supplementary for "FsPNER: Few-shot prompt optimization for named entity recognition in domain-specific scenarios". 2024. URL [https://github.com/markustjy/FsPNER\\_ECAI2024/blob/main/ecai24\\_supplement\\_561.pdf](https://github.com/markustjy/FsPNER_ECAI2024/blob/main/ecai24_supplement_561.pdf).
- [33] A. Vaswani, N. Shazeer, N. Parmar, J. Uszkoreit, L. Jones, A. N. Gomez, Ł. Kaiser, and I. Polosukhin. Attention is all you need. *Advances in Neural Information Processing Systems*, 30, 2017.
- [34] S. Wang, X. Li, Y. Meng, T. Zhang, R. Ouyang, J. Li, and G. Wang. KNN-NER: Named entity recognition with nearest neighbor search. *arXiv preprint arXiv:2203.17103*, 2022.
- [35] S. Wang, X. Sun, X. Li, R. Ouyang, F. Wu, T. Zhang, J. Li, and G. Wang. GPT-NER: Named entity recognition via large language models. *arXiv preprint arXiv:2304.10428*, 2023.
- [36] J. Wei, Y. Tay, R. Bommasani, C. Raffel, B. Zoph, S. Borgeaud, D. Yogatama, M. Bosma, D. Zhou, D. Metzler, E. H. Chi, T. Hashimoto, O. Vinyals, P. Liang, J. Dean, and W. Fedus. Emergent abilities of large language models, 2022.
- [37] J. Wei, X. Wang, D. Schuurmans, M. Bosma, F. Xia, E. Chi, Q. V. Le, D. Zhou, et al. Chain-of-thought prompting elicits reasoning in large language models. *Advances in Neural Information Processing Systems*, 35:24824–24837, 2022.
- [38] J. Wei, L. Hou, A. Lampinen, X. Chen, D. Huang, Y. Tay, X. Chen, Y. Lu, D. Zhou, T. Ma, and Q. Le. Symbol tuning improves in-context learning in language models. In *Proceedings of the 2023 Conference on Empirical Methods in Natural Language Processing*, Dec. 2023.
- [39] J. Wei, J. Wei, Y. Tay, D. Tran, A. Webson, Y. Lu, X. Chen, H. Liu, D. Huang, D. Zhou, and T. Ma. Larger language models do in-context learning differently, 2023. URL <https://arxiv.org/abs/2303.03846>.
- [40] T. Xie, Q. Li, J. Zhang, Y. Zhang, Z. Liu, and H. Wang. Empirical study of zero-shot NER with ChatGPT. In *Proceedings of the 2023 Conference on Empirical Methods in Natural Language Processing*, Singapore, Dec. 2023. Association for Computational Linguistics.
- [41] D. Xu, W. Chen, W. Peng, C. Zhang, T. Xu, X. Zhao, X. Wu, Y. Zheng, and E. Chen. Large language models for generative information extraction: A survey. *arXiv preprint arXiv:2312.17617*, 2023.
- [42] S. Yao, D. Yu, J. Zhao, I. Shafran, T. L. Griffiths, Y. Cao, and K. Narasimhan. Tree of thoughts: deliberate problem solving with large language models. In *Proceedings of the 37th International Conference on Neural Information Processing Systems*, 2024.
- [43] S. Ye, H. Hwang, S. Yang, H. Yun, Y. Kim, and M. Seo. Investigating the effectiveness of task-agnostic prefix prompt for instruction following. *Proceedings of the AAAI Conference on Artificial Intelligence*, 38(17):19386–19394, Mar. 2024. doi: 10.1609/aaai.v38i17.29909.
- [44] S. Zhang, L. Dong, X. Li, S. Zhang, X. Sun, S. Wang, J. Li, R. Hu, T. Zhang, F. Wu, et al. Instruction tuning for large language models: A survey. *arXiv preprint arXiv:2308.10792*, 2023.
- [45] W. X. Zhao, K. Zhou, J. Li, T. Tang, X. Wang, Y. Hou, Y. Min, B. Zhang, J. Zhang, Z. Dong, Y. Du, C. Yang, Y. Chen, Z. Chen, J. Jiang, R. Ren, Y. Li, X. Tang, Z. Liu, P. Liu, J.-Y. Nie, and J.-R. Wen. A survey of large language models, 2023.
- [46] L. Zheng, W.-L. Chiang, Y. Sheng, S. Zhuang, Z. Wu, Y. Zhuang, Z. Lin, Z. Li, D. Li, E. P. Xing, H. Zhang, J. E. Gonzalez, and I. Stoica. Judging LLM-as-a-judge with MT-bench and chatbot arena, 2023.