

Statistical reduced order modelling for the parametric Helmholtz equation

Lucas Hermann^{1*}, Matthias Bollhöfer² and Ulrich Römer¹

^{1*}Institute for Acoustics and Dynamics, Technische Universität Braunschweig, Langer Kamp 19, Braunschweig, 38106, NI, Germany.

²Institute for Numerical Analysis, Technische Universität Braunschweig, Universitätsplatz 2, Braunschweig, 38106, NI, Germany.

*Corresponding author(s). E-mail(s): l.hermann@tu-braunschweig.de;
Contributing authors: m.bollhoefer@tu-braunschweig.de;
u.roemer@tu-braunschweig.de;

Abstract

Predictive modeling involving simulation and sensor data at the same time, is a growing challenge in computational science. Even with large-scale finite element models, a mismatch to the sensor data often remains, which can be attributed to different sources of uncertainty. For such a scenario, the statistical finite element method (statFEM) can be used to condition a simulated field on given sensor data. This yields a posterior solution which resembles the data much better and additionally provides consistent estimates of uncertainty, including model misspecification. For frequency or parameter dependent problems, occurring, e.g. in acoustics or electromagnetism, solving the full order model at the frequency grid and conditioning it on data quickly results in a prohibitive computational cost. In this case, the introduction of a surrogate in form of a reduced order model yields much smaller systems of equations. In this paper, we propose a reduced order statFEM framework relying on Krylov-based moment matching. We introduce a data model which explicitly includes the bias induced by the reduced approximation, which is estimated by an inexpensive error indicator. The results of the new statistical reduced order method are compared to the standard statFEM procedure applied to a ROM prior, i.e. without explicitly accounting for the reduced order bias. The proposed method yields better accuracy and faster convergence throughout a given frequency range for different numerical examples.

Keywords: statFEM, Moment Matching, Gaussian Processes, Adjoint error estimator

1 Introduction

In engineering and physics, but also in many other disciplines such as chemistry and finance, partial differential equations (PDEs) [1] serve as a very fundamental mathematical description of a given problem. Generally, most PDEs are hard or impossible to solve analytically. To find an approximation of the solution, numerical methods such as the finite element method (FEM) [2] are used. Both the model assumptions, i.e. choice of the differential operator, parameters and boundary conditions, which lead to the PDE and the approximative nature of the numerical method contribute to a discrepancy between the solution of the numerical model and the physical reality. Collecting data with sensors may yield relatively accurate, albeit noisy, observations at discrete locations in the computational domain. The numerical solution, on the other hand, yields a continuous solution at every point in the domain. Combining the numerical solution with the sparse observation data to estimate the state of a system is referred to as *data assimilation* [3]. One data assimilation technique is the recently proposed statistical FEM (statFEM) [4]. In statFEM, a statistical model for measured sensor data is introduced in which the data is additively composed of the numerical FE solution, a model error and measurement noise. All these terms are modelled as Gaussian Processes (GP) [5], which enables data assimilation through Bayesian principles. The stochastic solution of the numerical problem is considered as a so-called Bayesian *prior*. This prior can be conditioned on measurement data to lead to an improved solution, called the *posterior*. Accounting for uncertainty in the FE model, a Gaussian prior for the state is obtained by first-order-second moment analysis. Despite acknowledging the uncertainty, the model may still be misspecified, in particular for complex physical processes. Hence, a model error GP is introduced, which is assumed to be mean-free, i.e. a possible discrepancy between model and reality will be considered through a higher variance of the model error. Adopting an empirical Bayes approach, the hyperparameters of the covariance function are learned from the data first, before the solution GP is conditioned on the data, where measurement error is also accounted for.

Some engineering problems require solving PDEs depending on deterministic parameters in addition to the uncertain model inputs. This concerns frequency domain problems, i.e. the Helmholtz equation in acoustics [6], Maxwell's equations in electromagnetism [7] or the equations of motion in structural dynamics [8]. Concerning the latter, possible use cases can be found e.g. in the domain of structural health monitoring, where the state of e.g. a large scale structure [9, 10] or smaller scale aerospace turbine components is constantly observed by means of sparsely located sensors and a structural dynamics model which has to be updated for the full frequency range once new measurements come in [11]. The resulting FEM models can become very complex and expensive to solve even for a single frequency. Hence, computing a parameter sweep, i.e. solving the system at many frequencies within a desired interval, quickly becomes prohibitively expensive. Through reduced order models (ROM), the solution of e.g. a FEM system of equations with a large number of degrees of freedom (DOF) can be approximated by solving a significantly smaller ROM system of equations. The most prominent techniques for model order reduction are projection based ROM methods [12]. Examples of those are proper orthogonal decomposition (POD) or Krylov

subspace methods. As, in general, neither of these ROM methods are a perfectly accurate surrogate for the FEM, also the ROM approximation error has to be taken into account, see for instance [13]. In contrast to the model to reality error, this ROM approximation error has a well-known structure, governed by the error, or residual, equation.

Here, an adjoint based error estimator [14, 15] is derived which doesn't involve solving the full order system matrix. This additional error is then included into the data model. In principle, the ROM error could also be estimated as part of the model error. Here, this will be referred to as the classical approach. However, as it is possible to estimate the ROM error without solving the full system, it seems sensible to separate it from the general model error and hence have a better prior for the total error. In this paper, a statistical reduced order modeling approach, referred to as statROM, is introduced. It is shown that this approach leads to a better approximation of the data generating process and faster convergence of the error. The method is applied to a FEM approximation of the Helmholtz equation in 1D with few DOFs to study the convergence properties in much detail. Data are generated from a fine FEM discretisation. The reduced order model is constructed with a moment matching Krylov subspace method. Next, a 2D Helmholtz scattering problem with significantly more DOFs is evaluated to study how the method scales.

The paper is structured as follows: In Section 2, the Helmholtz equation is introduced as the model problem. Section 3 outlines ROM and moment matching methods in particular. Also, an adjoint based ROM error estimator is derived. In Section 4, GPs and statFEM are introduced before deriving the statROM procedure. Section 5 is dedicated to numerical examples. Lastly, we draw a conclusion.

2 Model problem

We consider the Helmholtz equation as an example of a frequency dependent PDE, which serves as a model problem, e.g. for wave-based non-destructive testing applications. More specifically, the model PDE is given as

$$\Delta u(\mathbf{x}) + k^2 \kappa(\mathbf{x})u(\mathbf{x}) = -f(\mathbf{x}), \quad \text{in } D, \quad (1)$$

$$u(\mathbf{x}) = d(\mathbf{x}), \quad \text{on } \Gamma_D, \quad (2)$$

$$\frac{\partial u(\mathbf{x})}{\partial n} = g(\mathbf{x}), \quad \text{on } \Gamma_N, \quad (3)$$

$$\frac{\partial u(\mathbf{x})}{\partial n} - ik\beta u(\mathbf{x}) = 0, \quad \text{on } \Gamma_I, \quad (4)$$

on a bounded domain $D \subset \mathbb{R}^d$ with $d = 1, 2, 3$, where ∂D is a Lipschitz boundary for $d \geq 2$ that can be approximated exactly by polygons or polyhedra. A sound soft boundary condition can be realized with $d(\mathbf{x}) = 0$. The Neumann boundary can be separated into a homogeneous, i.e. sound hard reflecting part $\Gamma_{N,0}$ and an inhomogeneous part $\Gamma_{N,g}$, where $g \neq 0$. Damping can be considered by introducing the Robin boundary condition on Γ_I , where $\beta \in \mathbb{R}$. Note that Γ_D and/or Γ_I may be empty. Furthermore, there holds $k \in \mathbb{R} = \frac{\omega}{c}$, for the wave number, with ω denoting the

angular frequency and c the speed of sound. Several quantities in the model problem are assumed to be unknown and hence, exhibit uncertainty. These are the material parameter κ , the inhomogeneity in the Neumann boundary condition g and also the forcing f .

The corresponding weak formulation is posed on the (complex) function space

$$V = H^1(D) = \{v \in L^2(D) \mid \|v\|_V^2 = \int_D \nabla v \cdot \nabla v^* dx + \int_D vv^* dx < \infty\}, \quad (5)$$

where v^* denotes the complex conjugate of v , and the subspace

$$V_0 = \{v \in V \mid v|_{\Gamma_D} = 0\}. \quad (6)$$

The weak formulation reads: find $u \in V_0$ such that

$$s(u, v) - k^2 m(u, v) - ik\beta d(u, v) = F(v), \quad \forall v \in V, \quad (7)$$

where the different quantities are defined as

$$s(u, v) = \int_D \nabla u \cdot \nabla v^* dx, \quad (\text{stiffness}), \quad (8)$$

$$m(u, v) = \int_D \kappa uv^* dx, \quad (\text{mass}), \quad (9)$$

$$d(u, v) = \int_{\Gamma_I} uv^* dx, \quad (\text{damping}), \quad (10)$$

$$F(v) = \int_{\Gamma_{N,g}} gv^* dx + \int_D fv^* dx \quad (\text{forcing}), \quad (11)$$

see [16, 17] for details on the weak formulation.

We introduce a conforming tetrahedral discretization of the domain and lowest order, piece-wise continuous, basis functions. For details, the reader is referred to [2, 18]. Let $V_{0,h}, V_h$ denote the corresponding discrete function spaces with and without homogeneous Dirichlet boundary condition. Then, the discrete formulation reads: find $u_h \in V_{0,h}$ such that

$$s(u_h, v_h) - k^2 m(u_h, v_h) - ik\beta d(u_h, v_h) = F(v_h), \quad \forall v_h \in V_h. \quad (12)$$

To prove that for all non-resonant $\omega \in [\omega_{\min}, \omega_{\max}]$ the weak formulation has a unique solution, continuity of s, m, d, f and a Gårding inequality to invoke the Fredholm alternative are required. Details on the proof and the required assumptions can be found in [6] and will not be discussed in any detail here.

After FE-discretization, we obtain the following system of equations

$$\underbrace{(\mathbf{S} - k^2 \mathbf{M} - ik\beta \mathbf{D})}_{=: \mathbf{A}} \mathbf{u} = \mathbf{f}, \quad (13)$$

with \mathbf{M} the mass matrix, \mathbf{D} the damping matrix and \mathbf{S} the stiffness matrix. In (13), $\mathbf{A} \in \mathbb{C}^{N \times N}$ denotes the system matrix, $\mathbf{u} \in \mathbb{C}^N$ the nodal coefficients and $\mathbf{f} \in \mathbb{R}^N$ the source vector.

At this stage, we also introduce random influences, which model unknown material parameters and forcings. More precisely, κ, f, g will be modelled as a random fields on a common probability space $(\Theta, \Sigma, \mathcal{P})$ and we obtain

$$\mathbf{A}(\omega, \theta)\mathbf{u}(\omega, \theta) = \mathbf{f}(\theta), \quad \forall \omega \in [\omega_{\min}, \omega_{\max}] \subset \mathbb{R}_+ \quad (14)$$

almost surely, where $\theta \in \Theta$ denotes an elementary random outcome. The dependence of the Helmholtz equation on a high-dimensional parameter vector, originating from a random field approximation, poses additional challenges, which have recently attracted interest in the context of forward uncertainty quantification [19].

3 Reduced Order Modelling

In many situations in practice, the size of the discrete system N is very large, which makes it impossible to solve problem (13) for many different values of the angular frequency ω or to efficiently perform an uncertainty analysis. Therefore, from the FEM system of equations, a Reduced Order Model (ROM) is typically derived, which can be used for multi-query tasks. As the model problem is defined in frequency domain, an uncertainty analysis is especially expensive, because it needs to be repeated for each point in the frequency domain. With a suitable ROM that describes the underlying FE-problem accurately, a tremendous reduction of numerical cost can be achieved, which in turn enables time-critical applications where, for instance, the model has to be conditioned on new incoming sensor data very frequently.

Throughout the paper, projection based ROMs [12] will be used, where a projection matrix \mathbf{V} projects the system components onto a much smaller space through Galerkin projection. We will consider multiple ROMs, which are constructed for specific random realizations. Hence, we fix θ in this subsection and omit it, for simplicity. The FEM and corresponding ROM system read

$$\text{FEM : } \quad \mathbf{A}(\omega)\mathbf{u}(\omega) = \mathbf{f}, \quad (15)$$

$$\text{ROM : } \quad \mathbf{A}_r(\omega)\mathbf{u}_r(\omega) = \mathbf{f}_r, \quad (16)$$

where $\mathbf{A}_r(\omega) \in \mathbb{C}^{r \times r}$, $\mathbf{u}_r(\omega), \mathbf{f}_r \in \mathbb{C}^r$ and $r \ll N$. The FE solution and the ROM solution vector are connected by a projection matrix $\mathbf{V} \in \mathbb{C}^{N \times r}$, as

$$\mathbf{u}(\omega) \approx \mathbf{V}\mathbf{u}_r(\omega) = \tilde{\mathbf{u}}(\omega), \quad (17)$$

as well as $\mathbf{A}_r = \mathbf{V}^*\mathbf{A}\mathbf{V}$ and $\mathbf{f}_r = \mathbf{V}^*\mathbf{f}$. For the projection matrix there holds $\mathbf{V}^*\mathbf{V} = \mathbf{I}$, hence it is orthogonal.

There are various methods available to construct the projection matrix. Proper Orthogonal Decomposition (POD) is based on so-called snapshots of the FE model. For these, the FE system is solved at a set of parameter samples and the resulting vectors

are stored as columns in a matrix. The columns of \mathbf{V} are then spanned by the first r principal components. POD is not the most efficient method for the model problem under consideration. Hence, a different method, introduced in the next subsection, will be used in this work.

A class of projection based ROMs which is especially well suited for dynamical systems [20] are the moment matching methods. We adopt the adaptive order rational Arnoldi-type method (AORA) as proposed in [21] and employ in particular the formulation for second order systems as put forth in [20]. Moment matching is based on rational interpolation [22] and the resulting ROM satisfies the Hermite interpolation conditions up to some order [12]. To generate a projection matrix \mathbf{V} which has the moment matching property, the system components of the dynamical 2nd order system (12) are first used to derive a generalized Krylov subspace

$$\mathcal{K}(\mathbf{M}, \mathbf{D}, \mathbf{S}, \mathbf{f}) = G_k(-\mathbf{A}(\bar{\omega})^{-1}\mathbf{A}'(\bar{\omega}), -\mathbf{A}(\bar{\omega})^{-1}i\mathbf{M}, \mathbf{A}(\bar{\omega})^{-1}\mathbf{f}) \quad (18)$$

with

$$G_k(\mathbf{L}, \mathbf{B}, \mathbf{s}) = \text{span}\{\mathbf{s}_0, \mathbf{s}_1, \dots, \mathbf{s}_{m-1}\}, \quad \mathbf{s}_0 = \mathbf{s}, \mathbf{s}_1 = \mathbf{L}\mathbf{s}_0, \\ \text{and } \mathbf{s}_l = \mathbf{L}\mathbf{s}_{l-1} + \mathbf{B}\mathbf{s}_{l-2} \text{ for } l \geq 2 \quad (19)$$

in the case of only a single expansion frequency $\bar{\omega}$ and the number of matched moments m . Here, $\mathbf{A}'(\bar{\omega}) = -2\bar{\omega}\mathbf{M} + i\beta/c\mathbf{D}$. Then, one possibility to build the actual projection matrix is using a second-order rational Arnoldi-type method. This guarantees orthonormality in the columns of \mathbf{V} . In principle, Arnoldi-type methods work by transforming a matrix \mathbf{A} into the upper Hessenberg form \mathbf{H} by

$$\mathbf{A} = \mathbf{V}\mathbf{H}\mathbf{V}^* . \quad (20)$$

This happens iteratively and can be stopped after a certain number of iterations in order to obtain a reduced order approximation of \mathbf{A} . With the projection matrix from the rational Arnoldi method, there holds for the reduced order system

$$(-\omega^2\mathbf{M}_r + ik\beta\mathbf{D}_r + \mathbf{S}_r)\mathbf{u}_r(\omega) = \mathbf{f}_r, \quad (21)$$

where $\mathbf{M}_r = \mathbf{V}^*\mathbf{M}\mathbf{V} \in \mathbb{C}^{r \times r}$ and similar expressions hold for \mathbf{S} and \mathbf{D} . The error of this moment matching ROM method depends on the number of matched moments m and the choice of the expansion frequency(s) $\bar{\omega}$. The transfer function of the ROM matches the Taylor series coefficients up to order m of its full order counterpart, expanded around $\bar{\omega}$.

4 Statistical Reduced Order Models

In this section we introduce a statistical model based on the reduced order framework of Section 3. We first show, how a ROM can be used to efficiently carry out uncertainty forward propagation, followed by a presentation of the statFEM and statROM procedure, respectively.

4.1 Forward Problem

The statFEM approach [4] is in its core based on Gaussian Processes (GPs), which form a class of Bayesian non-parametric models that are well established in statistics and machine learning [23]. In a first step, a GP model over the FE solution is formed, which is obtained by propagating uncertainty in material parameters, the geometry or excitations through the FE model. Here, to account for the uncertainty both in the material parameter and the right-hand-side, a ROM is used. Then, in a second step, data can be used for updating the state and for reducing the prediction uncertainty. In this way, statFEM makes use of GPs to fuse a solution from a FE solver with data. When modeling the state as a GP, normally distributed model and data errors give rise to a normally distributed posterior, hence Bayesian updating can be carried out in closed form. This in turn is convenient for a monitoring perspective, where fast sampling free updating procedures are desired.

In our model, the uncertainty is in the simplest case assumed to be present in the inhomogeneous Neumann boundary condition. More precisely, we assume g to be a random field

$$g(\mathbf{x}) \sim \mathcal{GP}(\mu_g(\mathbf{x}), c_g(\mathbf{x}, \mathbf{x}')), \quad (22)$$

with the covariance defined via the Matérn kernel

$$c_g(\mathbf{x}, \mathbf{x}') = \sigma^2 \frac{2^{1-\nu}}{\Gamma(\nu)} \left(\frac{\sqrt{2\nu} \|\mathbf{x} - \mathbf{x}'\|}{l} \right)^\nu K_\nu \left(\frac{\sqrt{2\nu} \|\mathbf{x} - \mathbf{x}'\|}{l} \right), \quad (23)$$

with the scaling parameter $\sigma \in \mathbb{R}^+$, $\Gamma(\nu)$ the Gamma function and K_ν a modified Bessel function [24, p.84 ff.], [5]. Moreover, $l \in \mathbb{R}^+$ is the lengthscale parameter and $\nu \in \mathbb{R}^+$ controls the smoothness of the kernel. For $\nu \rightarrow \infty$ (23) becomes the squared exponential kernel. The Matérn kernel is used here because of its flexibility to represent variable smoothness.

We employ the following discrete representations of the mean and covariance function of the corresponding forcing term \mathbf{f}_g ,

$$(\boldsymbol{\mu}_g)_i = \int_{\Gamma_{N,g}} \mu_g \phi_i^* dx, \quad (24)$$

where $\phi_i(\mathbf{x})$ denotes the nodal FE basis function associated to node \mathbf{x}_i of the mesh, as well as

$$(\mathbf{C}_g)_{i,j} = \left(\int_{\Gamma_{N,g}} \phi_i dx \right) c_g(\mathbf{x}_i, \mathbf{x}_j) \left(\int_{\Gamma_{N,g}} \phi_j^* dx \right). \quad (25)$$

In view of the linear dependence of \mathbf{f}_g on g , the source term can be represented by a multivariate Gaussian

$$\mathbf{f}_g \sim \mathcal{N}(\boldsymbol{\mu}_g, \mathbf{C}_g). \quad (26)$$

We also assume that the remaining stochastic forcing over the domain, which by a slight abuse of notation is again denoted with f , is a Gaussian random field

$$f(\mathbf{x}) \sim \mathcal{GP}(\mu_f(\mathbf{x}), c_f(\mathbf{x}, \mathbf{x}')) \quad (27)$$

with $c_f(\mathbf{x}, \mathbf{x}')$ defined again via the Matérn kernel. Applying the same discretization principle as before, we obtain

$$\mathbf{f} \sim \mathcal{N}(\boldsymbol{\mu}_f, \mathbf{C}_f). \quad (28)$$

We further consider uncertainty in the material parameter, given as

$$\kappa(\mathbf{x}) \approx \exp(\mu_\kappa(\mathbf{x}) + \sum_{i=1}^M \sqrt{\lambda_i} \Psi_i(\mathbf{x}) \xi_i), \quad (29)$$

obtained as the Karhunen-Loève expansion of the covariance $c_{\ln(\kappa)}$, where $\xi_i \sim \mathcal{N}(0, 1)$ are independent and (λ_i, Ψ_i) are the eigenpairs of the covariance operator induced by $c_{\ln(\kappa)}$. The expansion has been truncated after k terms according to some truncation criterion, e.g., the fraction of explained variance.

Remark. *Complex-valued Gaussian random vectors can be characterized by the mean, covariance and pseudo-covariance. The pseudo-covariance can play an important role in GP regression, see for instance [25]. Here, we treat the real and imaginary parts independently with individual Gaussian distributions based on the same covariance, which corresponds to setting the pseudo-covariance to zero. This is referred to as circular case in the signal processing literature.*

Now the system matrix depends on the Gaussian vector $\boldsymbol{\xi}$ and the stochastic parametric FOM reads

$$\mathbf{A}(\omega, \boldsymbol{\xi}(\theta)) \mathbf{u}(\theta) = \mathbf{f}(\theta) + \mathbf{f}_g(\theta), \quad (30)$$

where $\boldsymbol{\xi}, \mathbf{f}, \mathbf{f}_g$ are independent random vectors on the same probability space.

In the original statFEM paper [4], the authors employ a perturbation approach to propagate forward probabilistic material coefficients that appear in the FEM system matrix. We, instead, apply a Quasi Monte Carlo (QMC) method [26] with the joint input $\boldsymbol{\eta} = (\boldsymbol{\xi}^\top, \mathbf{f}^\top, \mathbf{f}_g^\top)^\top$ to approximate the prior mean and covariance of \mathbf{u} . To this end, let $\boldsymbol{\eta}^{(i)}$, denote a sequence based on digital nets with random shifting [27], where the inverse CDF is used to rescale the QMC points initially defined on $[0, 1]$. Note that, because of the linearity of \mathbf{A} , the randomness in the right-hand-side could be propagated analytically to the solution. However, we employ the QMC sampling approach in the same way for all uncertain inputs, for simplicity. We construct for each sample $\boldsymbol{\xi}^{(i)}$ the ROM projection matrix $\mathbf{V}^{(i)}$ as defined in Section 3. Then, we can efficiently solve the system

$$(\mathbf{V}^{(i)})^* \mathbf{A}(\omega, \boldsymbol{\xi}^{(i)}) \mathbf{V}^{(i)} \mathbf{u}^{(i)}(\omega) = (\mathbf{V}^{(i)})^* (\mathbf{f}^{(i)} + \mathbf{f}_g^{(i)}), \quad (31)$$

for a large number of frequency points ω and right-hand-sides and repeat the procedure for different $\boldsymbol{\xi}^{(i)}$.

Compared to the QMC method, a perturbation approach or surrogate methods, such as generalized polynomial chaos (gPC) [28], would be faster for a small numbers of parameters. The QMC approach is however well-suited for handling the moderately large amount of uncertain inputs, while yielding a higher order convergence compared to pure MC.

After applying the standard QMC-estimates of the mean and covariance function based on the sample points $\mathbf{u}^{(i)}$, the final ROM-QMC approximated, parameter-dependent, GP prior reads

$$\mathbf{u}(\omega) \approx \tilde{\mathbf{u}}(\omega) \sim \mathcal{N}(\boldsymbol{\mu}_{\tilde{\mathbf{u}}}(\omega), \mathbf{C}_{\tilde{\mathbf{u}}}(\omega)). \quad (32)$$

4.2 statFEM

The statFEM, introduced in [4], is a method to assimilate data with a stochastic FE-based prior model. Contrary to traditional Bayesian parameter estimation methods, which infer an unknown model parameter, statFEM updates the *state*, i.e., the FE-solution. The statFEM relies on GP models for the state, the data and the unknown model error, which are connected through the statistical generating model

$$\mathbf{y} = \mathbf{z} + \mathbf{e} = \rho \mathbf{P} \mathbf{u} + \mathbf{d} + \mathbf{e}. \quad (33)$$

In (33), the data $\mathbf{y} \in \mathbb{R}^{n_y}$ are decomposed into the true but unknown states at the n_y sensor locations $\mathbf{z} \in \mathbb{R}^{n_y}$ and the data error $\mathbf{e} \in \mathbb{R}^{n_y}$. The true state \mathbf{z} can further be expressed as a combination of the FE prediction $\mathbf{u} \in \mathbb{R}^N$, scaled by an unknown factor ρ and projected onto the sensor locations with the projection matrix $\mathbf{P} \in \mathbb{R}^{n_y \times N}$, and a statistical representation of the model error $\mathbf{d} \in \mathbb{R}^{n_y}$.

For the time being, we assume that the prior $p(\mathbf{u}) \sim \mathcal{N}(\boldsymbol{\mu}_{\mathbf{u}}, \mathbf{C}_{\mathbf{u}})$ is fully available and postpone the discussion on numerical approximations errors. Then, the model error is given the difference between the exact model response and the true state at the sensor locations and essentially a deterministic quantity, that can be reduced by improving the model. The choice of modeling \mathbf{d} in a statistical way is made out of convenience, but also to improve the data assimilation accuracy, see [29] for example. More precisely, following [4] we set

$$\mathbf{d} \sim p(\mathbf{d}|\boldsymbol{\alpha}) = \mathcal{N}(\mathbf{0}, \mathbf{C}_d(\boldsymbol{\alpha})) \quad (34)$$

with $\boldsymbol{\alpha}$ the hyperparameters of the chosen kernel function. Here, the Matérn kernel (23) is also chosen for the model error. The hyperparameters are estimated by maximising the marginal likelihood, i.e. the likelihood of the data given the hyperparameters $p(\mathbf{y}|\boldsymbol{\alpha})$. This is detailed in Section 4.4. Please note, that the scale of the model error will be reflected in the parameter σ of (23). Hence, an improvement of the model will result in a smaller estimated value of σ and hence a smaller uncertainty band for the model error, see also [30]. Evaluating the kernel function at the measurement positions, the GP is represented by a multivariate Gaussian with a covariance matrix $\mathbf{C}_d \in \mathbb{R}^{n_y \times n_y}$.

The assumption of normally distributed data is ubiquitous and often justifiable for specific sensors and measurement equipment. Hence, \mathbf{e} is modelled as a multivariate Gaussian $\mathbf{e} \sim p(\mathbf{e}) = \mathcal{N}(\mathbf{0}, \mathbf{C}_e)$ with zero mean and the covariance matrix $\mathbf{C}_e = \sigma_e^2 \mathbf{I}$.

After the hyperparameters $(\boldsymbol{\alpha}, \rho)$ are learned based on the given data \mathbf{y} , the prior state is conditioned on the same observation data, following the empirical Bayes procedure [31]. This leads to an optimal set of hyperparameters and a posterior state which accounts for both FE solution, data and model uncertainty.

Despite being very recent, the method has already been adopted in more practical scenarios and has also been studied and developed further to account for different use cases. First elements of error analysis are provided in [32, 33]. In [34], numerical difficulties which arise when scaling the method from academic examples to bigger systems are analysed and overcome by introducing a low-rank approach to keep memory usage small and the linear algebra tractable. Relying on Langevin dynamics, an efficient way to solve the statFEM forward problem, without using full PDE solves, is introduced in [35]. An adaptation of statFEM for non-linear and time dependent problems is introduced in [36]. Furthermore, an application in civil engineering is demonstrated in [37], where statFEM is used to enable digital-twinning of a structure. An application in solid mechanics has been proposed in [30], where a prior derived from a simple material model is conditioned on data which stem from a more complex material model. Therein, the forward problem is solved using a polynomial chaos approach.

Before we adapt the statFEM data generating model to reflect the usage of approximate ROMs, we recall the conditioning procedure formulated in [4]. Let \mathbf{Y} denote the matrix containing n_o readings $\mathbf{y}_i, i = 1 \dots, n_o$ of the sensor vector stacked column-wise. With (33), the posterior moments read

$$\boldsymbol{\mu}_{\mathbf{u}|\mathbf{Y}} = \mathbf{C}_{\mathbf{u}|\mathbf{Y}} \left(\rho \mathbf{P}^T (\mathbf{C}_d + \mathbf{C}_e)^{-1} \sum_{i=1}^{n_o} \mathbf{y}_i + \mathbf{C}_{\mathbf{u}}^{-1} \boldsymbol{\mu}_{\mathbf{u}} \right) \quad (35)$$

and

$$\mathbf{C}_{\mathbf{u}|\mathbf{Y}} = (\rho^2 n_o \mathbf{P}^T (\mathbf{C}_d + \mathbf{C}_e)^{-1} \mathbf{P} + \mathbf{C}_{\mathbf{u}}^{-1})^{-1} \quad (36)$$

with $n_o \in \mathbb{N}^+$ the number of observations per sensor and

$$p(\mathbf{Y}|\mathbf{u}) = p(\mathbf{y}_1|\mathbf{u})p(\mathbf{y}_2|\mathbf{u}) \dots p(\mathbf{y}_{n_o}|\mathbf{u}) = \prod_{i=1}^{n_o} p(\mathbf{y}_i|\mathbf{u}), \quad (37)$$

where we assumed independence of the different readings. From the posterior and the inferred model error, the inferred true response can be found as

$$p(\mathbf{z}|\mathbf{Y}) = \mathcal{N}(\rho \mathbf{P} \boldsymbol{\mu}_{\mathbf{u}|\mathbf{Y}}, \rho^2 \mathbf{P} \mathbf{C}_{\mathbf{u}|\mathbf{Y}} \mathbf{P}^T + \mathbf{C}_d). \quad (38)$$

Finally, the predicted data distribution at new sensor locations, with $\hat{\mathbf{P}} \in \mathbb{R}^{n_{\hat{\mathbf{y}}} \times n_u}$, reads

$$p(\hat{\mathbf{y}}|\mathbf{Y}) = \mathcal{N}(\rho \hat{\mathbf{P}} \boldsymbol{\mu}_{\mathbf{u}|\mathbf{y}}, \rho^2 \mathbf{P} \mathbf{C}_{\mathbf{u}|\mathbf{y}} \hat{\mathbf{P}}^T + \hat{\mathbf{C}}_d + \hat{\mathbf{C}}_e) \quad (39)$$

for the $n_{\hat{\mathbf{y}}}$ DOFs where no observations are made. These findings shall now be adapted to the case of a ROM prior with a controllable approximation error.

4.3 ROM error estimation

Contrary to the FE-to-reality error, the error introduced by the ROM is easier to assess and it is desirable to include an estimate of it into the data generating model. The ROM approximation error can be estimated in an expensive but accurate way by sampling and comparing the FE solution and ROM prediction at each sample point. The so-obtained ROM error samples are $\mathbf{d}_r^{(i)}(\omega) = \mathbf{u}^{(i)}(\omega) - \mathbf{V}^{(i)}\mathbf{u}_r^{(i)}(\omega)$, from which the mean and variance can be estimated. This procedure is of limited use here, however, since it would be better to use $\mathbf{u}^{(i)}$ in the data assimilation step right-away. Hence, we are interested in finding a different error indicator, which is accurate enough to improve the state estimation and at the same time the additional cost of computing the error indicator must be moderate.

We assume that the error is smooth enough over the computational domain so that again a GP model can be used to represent it. In particular, we estimate the ROM error at a few randomly chosen points and condition a GP to obtain an approximation over the entire domain. It is important to quantify the ROM error over the entire domain, not only at the sensor locations, to improve also the prediction of the true response $\mathbf{z}|\mathbf{Y}$ and $\hat{\mathbf{y}}|\mathbf{Y}$. Since, in this approach, the error is only needed at a few points, we can employ adjoint methods. We follow an approach similar to the one presented in [15], where the authors estimated the full FEM error field, contrary to the full ROM error field as desired here. Consider the solution $\mathbf{u}^{(i)}$ and the adjoint equation

$$(\mathbf{A}(\omega, \boldsymbol{\xi}^{(i)}))^* \mathbf{q}_\ell^{(i)}(\omega) = \mathbf{p}_\ell, \quad (40)$$

where $\mathbf{p}_\ell^* \mathbf{u}(\omega) \approx u(\omega, \mathbf{x}_\ell)$. Then, the error related to \mathbf{x}_ℓ can be rewritten as

$$d_{r,\ell}^{(i)}(\omega) = \mathbf{p}_\ell^* \mathbf{u}^{(i)}(\omega) - \mathbf{p}_\ell^* \mathbf{V}^{(i)} \mathbf{u}_r^{(i)}(\omega) \quad (41)$$

$$= ((\mathbf{A}(\omega, \boldsymbol{\xi}^{(i)}))^* \mathbf{q}_\ell^{(i)}(\omega))^* \left(\mathbf{u}^{(i)}(\omega) - \mathbf{V}^{(i)} \mathbf{u}_r^{(i)}(\omega) \right) \quad (42)$$

$$= (\mathbf{q}_\ell^{(i)}(\omega))^* \mathbf{A}(\omega, \boldsymbol{\xi}^{(i)}) \left(\mathbf{u}^{(i)}(\omega) - \mathbf{V}^{(i)} \mathbf{u}_r^{(i)}(\omega) \right) \quad (43)$$

$$= (\mathbf{q}_\ell^{(i)}(\omega))^* \left(\mathbf{f}^{(i)} + \mathbf{f}_g^{(i)} - \mathbf{A}(\omega, \boldsymbol{\xi}^{(i)}) \mathbf{V}^{(i)} \mathbf{u}_r^{(i)}(\omega) \right). \quad (44)$$

This, however, still involves solving (40), i.e., a full order system of equations. To reduce the computational effort, we again construct a ROM as

$$(\mathbf{A}_r(\omega, \boldsymbol{\xi}^{(i)}))^* \mathbf{q}_{r,\ell}^{(i)}(\omega) = \mathbf{p}_{r,\ell}^{(i)}, \quad (45)$$

where $(\mathbf{A}_r(\omega, \boldsymbol{\xi}^{(i)}))^* = (\mathbf{V}_{\text{adj},\ell}^{(i)})^* (\mathbf{A}(\omega, \boldsymbol{\xi}^{(i)}))^* \mathbf{V}_{\text{adj},\ell}^{(i)}$, $\mathbf{q}_{r,\ell}^{(i)}(\omega) = \mathbf{V}_{\text{adj},\ell}^{(i)} \mathbf{q}_\ell^{(i)}(\omega)$, $\mathbf{p}_{r,\ell}^{(i)} = (\mathbf{V}_{\text{adj},\ell}^{(i)})^* \mathbf{p}_\ell$ and $\mathbf{q}_\ell^{(i)}(\omega) = \mathbf{V}_{\text{adj},\ell}^{(i)} \mathbf{q}_{r,\ell}^{(i)}(\omega)$. Please note that the construction of $\mathbf{V}_{\text{adj},\ell}^{(i)} \neq \mathbf{V}^{(i)}$ has to be carried out additionally in the offline phase. However, running the moment matching algorithm again for $i = 1, \dots, I$ is very cheap as we can reuse the LU decomposition of $\mathbf{A}(\omega, \boldsymbol{\xi}^{(i)})$ which had to be computed already to find the ROM prior.

Remark. Note that for multiple right-hand-sides, we can use AORGA (Adaptive order rational global Arnoldi) [38, 39] instead of AORA, which would decrease the number of needed projection matrices. Instead of a right hand side vector, AORGA expects a right hand side matrix to find a projection basis.

We pick a problem-dependent (small) number of points $\mathbf{X} = [\mathbf{x}_1, \dots, \mathbf{x}_{n_{\text{adj}}}]$ throughout the domain and compute the adjoint error estimate $\mathbf{d}_{r,\text{adj}}$, i.e., the mean over the QMC sample. Then, a zero mean GP prior with Matérn kernel $c_{d_r}(\mathbf{x}, \mathbf{x}')$

$$d_r(\mathbf{x}) \sim \mathcal{GP}(0, c_{d_r}(\mathbf{x}, \mathbf{x}')) \quad (46)$$

is conditioned on the vector of pointwise estimated errors $\mathbf{d}_{r,\text{adj}}$ to find the posterior at the points set $\hat{\mathbf{X}}$

$$\hat{\mathbf{d}}_r | \mathbf{d}_{r,\text{adj}} \sim \mathcal{N}(\boldsymbol{\mu}_{\hat{\mathbf{d}}_r}, \mathbf{C}_{\hat{\mathbf{d}}_r}), \quad (47)$$

where

$$\boldsymbol{\mu}_{\hat{\mathbf{d}}_r} = \mathbf{C}_{d_r; \hat{\mathbf{X}}, \mathbf{X}} \mathbf{C}_{d_r; \mathbf{X}, \mathbf{X}}^{-1} \mathbf{d}_{r,\text{adj}} \quad (48)$$

$$\mathbf{C}_{\hat{\mathbf{d}}_r} = \mathbf{C}_{d_r; \hat{\mathbf{X}}, \hat{\mathbf{X}}} - \mathbf{C}_{d_r; \hat{\mathbf{X}}, \mathbf{X}} (\mathbf{C}_{d_r; \mathbf{X}, \mathbf{X}}^{-1} + \mathbf{I} \boldsymbol{\sigma}_{\text{adj}}^2) \mathbf{C}_{d_r; \mathbf{X}, \hat{\mathbf{X}}} \quad (49)$$

and $\mathbf{C}_{d_r; \hat{\mathbf{X}}, \mathbf{X}}$ denotes the prior covariance evaluated at the point sets $\hat{\mathbf{X}}$ and \mathbf{X} , respectively and a similar convention applies for the other matrices. Also, $\boldsymbol{\sigma}_{\text{adj}}^2$ is the vector of variances obtained while sampling $\mathbf{d}_{r,\text{adj}}$.

In the next sections, this ROM approximation error indicator will be included into the statFEM posterior update and it will be shown that this can help improving the posterior mean estimate.

Remark. If the problem is subject only to a stochastic right hand side - called \mathbf{f} for simplicity - it is possible to compute a prior for \mathbf{d}_r in closed form. In turn, the number of required projection matrices can be reduced. Let $\mathbf{f}_r \sim \mathcal{N}(\boldsymbol{\mu}_{\mathbf{f}_r}, \mathbf{C}_{\mathbf{f}_r})$ be the reduced stochastic right-hand-side. We propagate its distribution to \mathbf{u}_r via

$$\mathbf{A}_r(\omega) \mathbf{u}_r(\omega) = \mathbf{f}_r. \quad (50)$$

First, the mean can be computed in closed form as $\boldsymbol{\mu}_{\mathbf{u}_r}(\omega) = \mathbf{A}_r(\omega)^{-1} \boldsymbol{\mu}_{\mathbf{f}_r}$. Moreover,

$$\mathbf{q}_\ell^* \mathbf{f} \sim \mathcal{N}(\mathbf{q}_\ell^* \boldsymbol{\mu}_{\mathbf{f}}, \mathbf{q}_\ell^* \mathbf{C}_{\mathbf{f}} \mathbf{q}_\ell) \quad (51)$$

and

$$\mathbf{q}_\ell^* \mathbf{A}(\omega) \mathbf{V} \mathbf{u}_r(\omega) \sim \mathcal{N}(\mathbf{q}_\ell^* \mathbf{B}(\omega) \boldsymbol{\mu}_{\mathbf{f}_r}, (\mathbf{q}_\ell^* \mathbf{B}(\omega))^* \mathbf{V}^* \mathbf{C}_{\mathbf{f}} \mathbf{V} (\mathbf{q}_\ell^* \mathbf{B}(\omega))) \quad (52)$$

with $\mathbf{B} = \mathbf{A} \mathbf{V} \mathbf{A}_r^{-1}$. Please note that \mathbf{V} is constructed with a deterministic \mathbf{A} and a specific realization of \mathbf{f} - as before - and hence, is deterministic in this case. Therefore, we obtain the following prior for the ROM-error

$$d_\ell(\omega) \sim \mathcal{N}(\mathbf{q}_\ell^* (\mathbf{V} - \mathbf{B}(\omega)) \boldsymbol{\mu}_{\mathbf{f}_r}, \mathbf{q}_\ell^* \mathbf{C}_{\mathbf{f}} \mathbf{q}_\ell + (\mathbf{q}_\ell^* \mathbf{B}(\omega))^* \mathbf{V}^* \mathbf{C}_{\mathbf{f}} \mathbf{V} (\mathbf{q}_\ell^* \mathbf{B}(\omega))). \quad (53)$$

4.4 statROM

A standard statFEM posterior update can of course be conducted, with the prior FE solution replaced with a ROM. However, the error model employed in (55) is rather crude and the additional ROM approximation error would simply inflate \mathbf{C}_d . In the last section, we have formulated a numerically inexpensive way to approximate the ROM error for every point in the domain. Knowing more about the numerical error should, intuitively, lead to a better solution, i.e., a sharper estimated model error and, for the predictive observation density, a posterior mean closer to the observed data. Therefore, in this section, the statistical generating model and the posterior update equations are modified to account for the ROM approximation error. We label the resulting updating procedure as statistical reduced order modeling (statROM).

In analogy to the statFEM case, beginning with the statFEM statistical generating model (33), we expand the FE solution term as

$$\mathbf{y} = \rho \mathbf{P}(\mathbf{u} - \mathbf{V}\mathbf{u}_r + \mathbf{V}\mathbf{u}_r) + \mathbf{d} + \mathbf{e}, \quad (54)$$

which yields

$$\mathbf{y} = \rho \mathbf{P}\mathbf{V}\mathbf{u}_r + \rho \mathbf{P}(\mathbf{u} - \mathbf{V}\mathbf{u}_r) + \mathbf{d} + \mathbf{e} \quad (55)$$

$$\mathbf{y} = \rho \mathbf{P}\mathbf{V}\mathbf{u}_r + \rho \mathbf{P}\mathbf{d}_r + \mathbf{d} + \mathbf{e} \quad (56)$$

with $\mathbf{d}_r \in \mathbb{R}^N$ representing the ROM approximation error, which is obtained by interpolating the ROM error GP at the FE mesh nodes. Unlike the model error \mathbf{d} , the ROM error indicator involves a non-zero mean. Hence, a bias induced by the ROM can directly be corrected and the ROM approximation error does not only inflate the variance. The statistical generating model is now used to derive the posterior update equations.

To condition the ROM prior on the data, at first, the joint distribution is constructed as

$$p(\tilde{\mathbf{u}}, \mathbf{y}) = \mathcal{N} \left(\begin{pmatrix} \boldsymbol{\mu}_{\tilde{\mathbf{u}}} \\ \boldsymbol{\mu}_{\mathbf{y}} \end{pmatrix}, \begin{pmatrix} \mathbb{E}((\tilde{\mathbf{u}} - \boldsymbol{\mu}_{\tilde{\mathbf{u}}})(\tilde{\mathbf{u}} - \boldsymbol{\mu}_{\tilde{\mathbf{u}}})^*) & \mathbb{E}((\tilde{\mathbf{u}} - \boldsymbol{\mu}_{\tilde{\mathbf{u}}})(\mathbf{y} - \boldsymbol{\mu}_{\mathbf{y}})^*) \\ \mathbb{E}((\mathbf{y} - \boldsymbol{\mu}_{\mathbf{y}})(\tilde{\mathbf{u}} - \boldsymbol{\mu}_{\tilde{\mathbf{u}}})^*) & \mathbb{E}((\mathbf{y} - \boldsymbol{\mu}_{\mathbf{y}})(\mathbf{y} - \boldsymbol{\mu}_{\mathbf{y}})^*) \end{pmatrix} \right).$$

Conditioning $\tilde{\mathbf{u}}$ on \mathbf{y} now yields for the posterior mean

$$\boldsymbol{\mu}_{\tilde{\mathbf{u}}|\mathbf{y}} = \boldsymbol{\mu}_{\tilde{\mathbf{u}}} + \rho \mathbf{C}_{\tilde{\mathbf{u}}}\mathbf{P}^\top [\rho^2 \mathbf{P}\mathbf{C}_{\tilde{\mathbf{u}}}\mathbf{P}^\top + \mathbf{K}_{\mathbf{y},r}]^{-1} (\mathbf{y} - (\rho \mathbf{P}\boldsymbol{\mu}_{\tilde{\mathbf{u}}} + \mathbf{P}\boldsymbol{\mu}_{\mathbf{d}_r})) \quad (57)$$

with with $\mathbf{K}_{\mathbf{y},r} = \rho^2 \mathbf{P}\mathbf{C}_{\mathbf{d}_r}\mathbf{P}^\top + \mathbf{C}_d + \mathbf{C}_e$ and for the covariance

$$\mathbf{C}_{\tilde{\mathbf{u}}|\mathbf{y}} = \mathbf{C}_{\tilde{\mathbf{u}}} - \rho \mathbf{C}_{\tilde{\mathbf{u}}}\mathbf{P}^\top [\rho^2 \mathbf{P}\mathbf{C}_{\tilde{\mathbf{u}}}\mathbf{P}^\top + \mathbf{K}_{\mathbf{y},r}]^{-1} \rho \mathbf{P}\mathbf{C}_{\tilde{\mathbf{u}}} \quad (58)$$

where we recall that $\tilde{\mathbf{u}} \sim \mathcal{N}(\boldsymbol{\mu}_{\tilde{\mathbf{u}}}, \mathbf{C}_{\tilde{\mathbf{u}}})$ is the ROM-QMC prior solution. For multiple readings, i.e. $n_o > 1$, we obtain

$$\boldsymbol{\mu}_{\tilde{\mathbf{u}}|\mathbf{Y}} = \boldsymbol{\mu}_{\tilde{\mathbf{u}}} + \rho \mathbf{C}_{\tilde{\mathbf{u}}} \mathbf{P}^\top [\rho^2 n_o \mathbf{P} \mathbf{C}_{\tilde{\mathbf{u}}} \mathbf{P}^\top + \mathbf{K}_{\mathbf{y},r}]^{-1} (\sum_{i=1}^{n_o} \mathbf{y}_i - \rho n_o (\mathbf{P} \boldsymbol{\mu}_{\tilde{\mathbf{u}}} + \mathbf{P} \boldsymbol{\mu}_{d_r})) \quad (59)$$

and for the covariance

$$\mathbf{C}_{\tilde{\mathbf{u}}|\mathbf{Y}} = \mathbf{C}_{\tilde{\mathbf{u}}} - \rho n_o \mathbf{C}_{\tilde{\mathbf{u}}} \mathbf{P}^\top [\rho^2 n_o \mathbf{P} \mathbf{C}_{\tilde{\mathbf{u}}} \mathbf{P}^\top + \mathbf{K}_{\mathbf{y},r}]^{-1} \rho \mathbf{P} \mathbf{C}_{\tilde{\mathbf{u}}}. \quad (60)$$

Hence, for the statROM posterior there holds

$$\tilde{\mathbf{u}}|\mathbf{Y} \sim \mathcal{N}(\boldsymbol{\mu}_{\tilde{\mathbf{u}}|\mathbf{Y}}, \mathbf{C}_{\tilde{\mathbf{u}}|\mathbf{Y}}). \quad (61)$$

The equations can also be derived by directly using Bayes' law as shown in [4]. Adapting the argumentation of [4] to the present setting, we can deduce that for a covariance term $\mathbf{K}_{\mathbf{y},r}$ which is small in comparison to $\mathbf{C}_{\tilde{\mathbf{u}}}$, the posterior mean tends to $(\sum_{i=1}^{n_o} \mathbf{y}_i - n_o \boldsymbol{\mu}_{d_r}) / (\rho n_o)$ and the posterior covariance tends to $\mathbf{K}_{\mathbf{y},r} / \rho^2$. For a large covariance term, the posterior is close to the prior. The higher the number of observations n_o , the more the posterior covariance tends to zero and the mean to the empirical mean of the ROM-error corrected observations $(\sum_{i=1}^{n_o} \mathbf{y}_i - n_o \boldsymbol{\mu}_{d_r}) / n_o$.

4.4.1 Hyperparameter Learning

To learn the posterior hyperparameters from data, the marginal likelihood has to be derived for the statROM case, as well. For a single observation there holds for the statROM data model

$$p(\mathbf{y}_i | \boldsymbol{\alpha}, \rho) = \frac{1}{(2\pi)^{n_y/2} |\mathbf{K}|} \cdot \exp\left(-\frac{1}{2} (\mathbf{y}_i - \rho \mathbf{P} \boldsymbol{\mu}_{\tilde{\mathbf{u}}} - \rho \mathbf{P} \boldsymbol{\mu}_{d_r})^\top \mathbf{K}^{-1} (\mathbf{y}_i - \rho \mathbf{P} \boldsymbol{\mu}_{\tilde{\mathbf{u}}} - \rho \mathbf{P} \boldsymbol{\mu}_{d_r})\right) \quad (62)$$

with n_y the number of sensors \mathbf{y}_i and

$$\mathbf{K} = \rho^2 \mathbf{P} \mathbf{C}_{\tilde{\mathbf{u}}} \mathbf{P}^\top + \rho^2 \mathbf{P} \mathbf{C}_{d_r} \mathbf{P}^\top + \mathbf{C}_d + \mathbf{C}_e \quad (63)$$

the covariance of (55). Taking the natural logarithm yields

$$\log p(\mathbf{y}_i | \boldsymbol{\alpha}, \rho) = -\frac{n_y}{2} \log(2\pi) - \frac{1}{2} \log |\mathbf{K}| - \frac{1}{2} (\mathbf{y}_i - \rho \mathbf{P} \boldsymbol{\mu}_{\tilde{\mathbf{u}}} - \rho \mathbf{P} \boldsymbol{\mu}_{d_r})^\top \mathbf{K}^{-1} (\mathbf{y}_i - \rho \boldsymbol{\mu}_{\tilde{\mathbf{u}}} - \rho \mathbf{P} \boldsymbol{\mu}_{d_r}). \quad (64)$$

As (37) holds, we obtain

$$\log p(\mathbf{Y}|\boldsymbol{\alpha}, \rho) = \sum_{i=1}^{n_o} \log p(\mathbf{y}_i|\boldsymbol{\alpha}, \rho). \quad (65)$$

The marginal likelihood is minimized using a gradient based optimizer. In this case, L-BFGS-B [40] is used. It is visible in (64) that the misspecified ROM prior mean at the sensor locations $\rho\mathbf{P}\boldsymbol{\mu}_{\tilde{\mathbf{u}}}$ is corrected by the mean error estimate $\rho\mathbf{P}\boldsymbol{\mu}_{d_r}$.

Predictive Observation Density

As derived in [4] for the statFEM case, we find in analogy the statROM predictive observation density, i.e., an estimate for the real underlying process at sensor locations as

$$p(\mathbf{z}|\mathbf{Y}) = \mathcal{N}(\rho\mathbf{P}\boldsymbol{\mu}_{\tilde{\mathbf{u}}|\mathbf{Y}} + \rho\boldsymbol{\mu}_{d_r}, \rho^2\mathbf{C}_{\tilde{\mathbf{u}}|\mathbf{Y}}\mathbf{P}^T + \mathbf{C}_{d_r} + \mathbf{C}_d) \quad (66)$$

and for points where no data has been observed $\hat{\mathbf{y}}$, as

$$p(\hat{\mathbf{y}}|\mathbf{Y}) = \mathcal{N}(\rho\hat{\mathbf{P}}\boldsymbol{\mu}_{\tilde{\mathbf{u}}|\mathbf{Y}} + \rho\boldsymbol{\mu}_{d_r}, \hat{\mathbf{C}}_{d_r} + \hat{\mathbf{C}}_d + \hat{\mathbf{C}}_e + \rho^2\hat{\mathbf{P}}\mathbf{C}_{\tilde{\mathbf{u}}|\mathbf{Y}}\hat{\mathbf{P}}^T). \quad (67)$$

By a slight abuse of notation, we denote with $\tilde{\mathbf{u}}_{Y_{d_r}}$ the entire predictive field. It is visible that the posterior mean and covariance are corrected by the model error and ROM error terms. Following the reasoning in [4], the predictive observation density now tends, in contrast to the plain posterior, to \mathbf{y} for the mean and to $2\mathbf{C}_d + \mathbf{C}_{d_r} + \mathbf{C}_e$ for the covariance, hence to the data generating process.

Algorithms 1 and 2 capture the implementation of the statROM workflow beginning from a full order reference model and ending at a numerically inexpensive predictive observation density. The process is divided into an offline and an online phase.

Algorithm 1 Offline phase

Require: frequency expansion point(s) $\bar{\omega}$, ROM order m

- 1: generate I QMC samples $\boldsymbol{\eta}^{(i)}$
 - 2: define n_{adj} adjoint estimator training points \mathbf{X}
 - 3: **for all** $\boldsymbol{\xi}^{(i)}, i = 1, \dots, I$ **do**
 - 4: $\mathbf{M}^{(i)}, \mathbf{S}^{(i)}, \mathbf{D}^{(i)} = \text{assembleSystem}(\boldsymbol{\xi}^{(i)})$ \triangleright FEM system assembly
 - 5: $\mathbf{V}^{(i)}, \mathbf{L}^{(i)}, \mathbf{U}^{(i)} = \text{AORA}(\mathbf{M}^{(i)}, \mathbf{S}^{(i)}, \mathbf{D}^{(i)}, \mathbf{f}^{(i)}, \bar{\omega}, m)$ \triangleright Primal ROM basis
 - 6: **for all** $\mathbf{x} \in \mathbf{X}$ **do**
 - 7: $\mathbf{V}_{\text{adj}, \ell}^{(i)} = \text{AORA}((\mathbf{M}^{(i)})^*, (\mathbf{S}^{(i)})^*, (\mathbf{D}^{(i)})^*, \mathbf{p}_\ell, \bar{\omega}, m, \mathbf{L}^{(i)}, \mathbf{U}^{(i)})$ \triangleright Adjoint ROM basis
 - 8: **end for**
 - 9: **end for**
-

Algorithm 2 Online phase

Require: $\omega \in [\underline{\omega}, \bar{\omega}]$, $\bar{\omega}$, m , c , $\mathbf{V}^{n_{\text{qmc}}}$, $\mathbf{V}_{\text{adj}}^{n_{\text{qmc}} \times n_{\text{adj}}}$ **Ensure:** ω non-resonant ▷ (For an undamped system)

- 1: $k = \omega/c$
 - 2: **for all** $\boldsymbol{\xi}^{(i)}$, $i = 1, \dots, I$ **do**
 - 3: $\mathbf{M}^{(i)}$, $\mathbf{S}^{(i)}$, $\mathbf{D}^{(i)} = \text{assembleSystem}(\boldsymbol{\xi}^{(i)})$ ▷ FEM system assembly
 - 4: $\mathbf{A}^{(i)}(\omega) = (-k^2 \mathbf{M}^{(i)} + k \mathbf{D}^{(i)} + \mathbf{S}^{(i)})$
 - 5: $\mathbf{A}_r^{(i)} = (\mathbf{V}^{(i)})^* \mathbf{A}^{(i)} \mathbf{V}^{(i)}$
 - 6: $\mathbf{u}_r^{(i)} = (\mathbf{A}_r^{(i)})^{-1} (\mathbf{f}_r^{(i)} + \mathbf{f}_{g,r}^{(i)})$
 - 7: $\mathbf{d}_r^{(i)} = \text{adjEst}(\mathbf{V}_{\text{adj}}^{(i)}, \mathbf{A}^{(i)}, \mathbf{f}_r^{(i)} + \mathbf{f}_{g,r}^{(i)}, \mathbf{u}_r^{(i)})$ ▷ Adjoint error estimation (47)
 - 8: **end for**
 - 9: $\mathbf{U}_r = [\mathbf{u}_r^{(1)}, \dots, \mathbf{u}_r^{(I)}]$
 - 10: $\mathbf{D}_r = [\mathbf{d}_r^{(1)}, \dots, \mathbf{d}_r^{(I)}]$
 - 11: $\tilde{\mathbf{u}} \sim \mathcal{N}(\text{mean}(\mathbf{V}\mathbf{U}_r), \text{cov}(\mathbf{V}\mathbf{U}_r))$ ▷ ROM prior (32)
 - 12: $\mathbf{d}_r \sim \mathcal{N}(\text{mean}(\mathbf{D}_r), \text{cov}(\mathbf{D}_r))$ ▷ define the ROM error, GP training
 - Require:** $\tilde{\mathbf{u}}, \mathbf{d}_r, \mathbf{Y}, \mathbf{P}$ ▷ Measurement data and sensor locations
 - 13: $\tilde{\mathbf{u}}_{Y_{d_r}} = \text{statROM}(\tilde{\mathbf{u}}, \mathbf{d}_r, \mathbf{Y}, \mathbf{P})$ ▷ Compute posterior state (61)
-

5 Numerical Examples

We consider two numerical examples to illustrate the new methods. The first one is a 1D example of the Helmholtz equation with random forcing and a random heterogeneous material coefficient. It is used to show the convergence properties of the proposed statROM approach compared to the classical approach without a ROM error estimator. The second example is more involved and deals with solving the Helmholtz equation in a 2D scattering scenario with a misspecified random forcing. For both settings, we compare the predictive observation density derived from the classical data model (38) and from the proposed statROM data model (67). In both cases, the prior state is computed using the ROM. We denote the predictive state for the classical approach with $\tilde{\mathbf{u}}_Y$ and for the proposed statROM approach with $\tilde{\mathbf{u}}_{Y_{d_r}}$.

5.1 One-dimensional problem

To illustrate the method and to show the convergence properties, we begin by investigating the Helmholtz equation in 1D. We consider an inhomogeneous Neumann boundary condition at $x_n = 0$ and no impedance boundary condition, hence, the problem is real-valued. We choose $f_g \sim \mathcal{N}(\frac{\pi^2}{50}, 0.02^2)$. At $x_n = 1$, a homogeneous Neumann boundary condition, i.e. a sound hard reflective boundary, is applied. The material parameter random field is parameterized with $\sigma_\kappa = \sqrt{5e - 2}$, $l_\kappa = 0.3$ for an exponential kernel function. The FE mesh consists of 100 elements and linear Ansatz functions are employed. We first investigate the convergence of the ROM prior itself. Then we condition with the standard statFEM error model to obtain a reference, followed by a statROM update. Finally, we investigate the convergence of the predictive posterior solution towards the data generating process.

In Figure 1, the 1D problem setup is exemplary shown for $\omega/2\pi = 460\text{Hz}$. We generate synthetic data, by adding noisy perturbations to a full order reference $\mu_{u;\text{ref}}(\omega)$ with $N_{\text{ref}} = 1000$ DOFs. The data are collected on $n_y = 11$ equally spaced sensor locations throughout the domain. Per sensor, $n_o = 20$ observations are taken. The FEM prior \mathbf{u} is the solution of an FE simulation, obtained with the same setting as $\mu_{u;\text{ref}}(\omega)$, with $N = 101$ DOFs and QMC sampling. The model error, hence, is only due to discretization. The ROM prior $\tilde{\mathbf{u}}$, which is shown here for a moment matching ROM with $m = 5$ moments matched around $\bar{\omega}/2\pi = 100\text{Hz}$, neither follows the data nor the FEM prior. Hence, there clearly is a significant ROM approximation error. This error is supposed to decrease with more matched moments m . In the next Section, the convergence of the ROM prior towards the FEM prior with increasing m is analyzed.

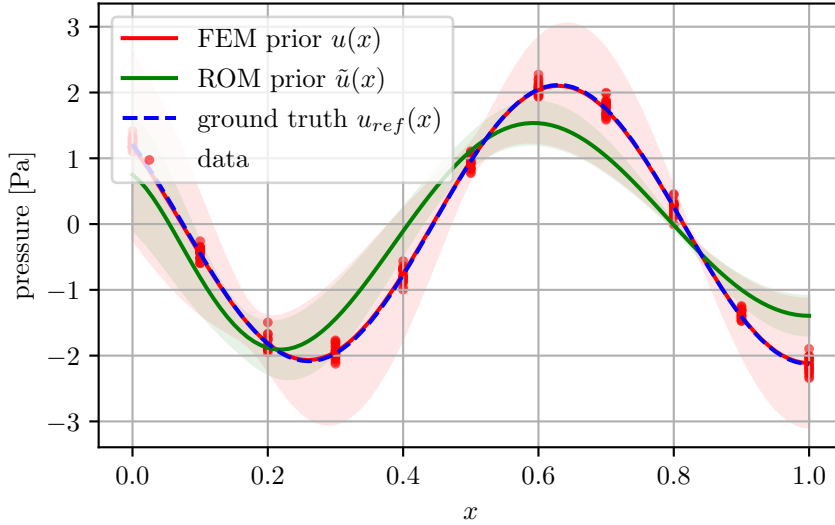


Fig. 1 Full order and ROM priors for the 1D problem. As the ROM is constructed with only $m = 5$ moments matched around the expansion frequency, the approximation error is large. Observation data is collected on a finely discretized reference FE solution on 11 equally spaced sensor locations. The shaded areas are the 2σ bands for the respective prior.

5.1.1 ROM convergence

As the statFEM error estimates were analyzed in [33] and estimates of the FEM error for the Helmholtz equation have been discussed extensively in the literature [17], we put the main emphasis here on the convergence of the ROM prior approximation and the statROM update. All errors are specified as the expected value of the wave number dependent H_k^1 energy norm [19]

$$\|\mu_{u;\text{ref}} - \mu_{\tilde{u}}\|_{H_k^1}^2 = k^{-2} \|\nabla(\mu_{u;\text{ref}} - \mu_{\tilde{u}})\|_{L^2}^2 + \|\mu_{u;\text{ref}} - \mu_{\tilde{u}}\|_{L^2}^2, \quad (68)$$

where discrete quantities are interpolated with the underlying FE basis functions. The lower bound of the error always depends on the wave number, i.e. the physical setting of the problem as shown in [17].

To compute the ROM approximation error, the approximated FE solution serves as a reference.

Figure 2 shows the convergence of the moment matching ROM. The expansion is centered around a single expansion frequency $\bar{\omega}/2\pi = 100\text{Hz}$. The ROM solution $\tilde{\mathbf{u}}(\omega)$ and the full order solution $\mathbf{u}(\omega)$ are evaluated at $\omega/2\pi = 460\text{Hz}$. It is visible that the ROM converges, in this case, to machine precision at $m = 15$ moments chosen for the expansion.

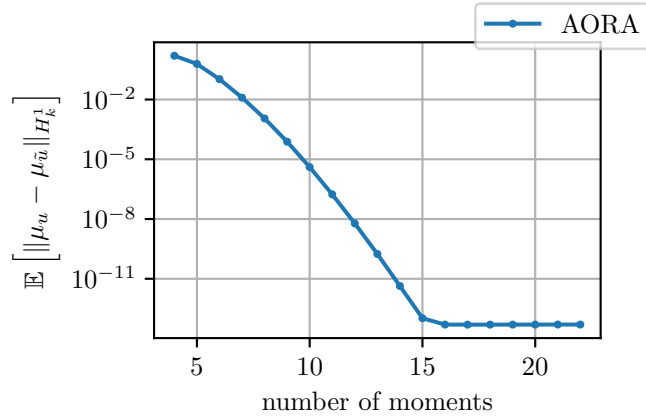


Fig. 2 The approximation error of the ROM mean quickly converges to a constant quantity at $m = 15$ matched moments.

Choosing a fixed number of moments in the expansion and calculating the error norm for a set of frequencies yields the result visible in Figure 3. As the expansion is centered around $\bar{\omega}/2\pi = 100\text{Hz}$, the error at that frequency is very low, regardless of how many moments are used in the expansion. Clearly, the more moments are used, the lower the error also for frequencies further away from $\bar{\omega}$.

Next, the statROM update is performed and the convergence of the predictive observation density towards the reference solution is analyzed.

5.1.2 statROM Convergence

Throughout this section, the performance of the proposed method is compared to a reference, where the standard (statFEM) posterior update is performed on a ROM prior instead of a FEM prior. The prior is conditioned on noisy data drawn from a finely discretized (1000 elements) FEM solution of the problem. For the statROM posterior update, the ROM error estimate is used to construct the predictive observation density, which corrects the biased posterior with the estimated error. In the next paragraphs, the error between the data generating process and the results of the

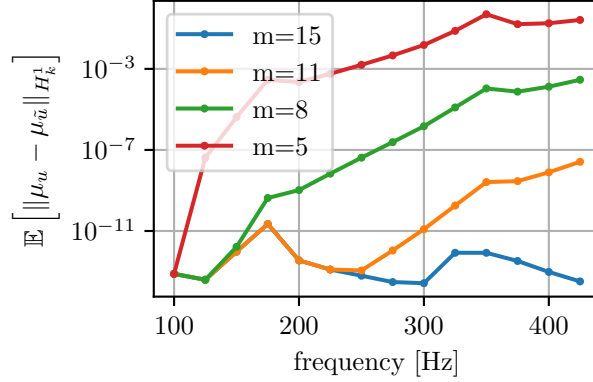


Fig. 3 For higher numbers of matched moments m around $\bar{\omega}/2\pi = 100\text{Hz}$, the ROM yields smaller errors throughout the frequency range. With $m = 15$, the error is similarly low throughout the frequency range.

different approaches is evaluated for different ROM fidelities to show the convergence properties.

Correction with adjoint error estimate

The adjoint error estimator is evaluated at a set of training points throughout the domain. For each of the points, a ROM projection matrix has been constructed. Figure 4 shows the convergence of the ROM error estimate with 12 training points. It is visible that for ROMs which have been constructed with a rather low number of moments, also the ROM error estimate is not as accurate as for higher fidelity ROMs. This is an interesting fact which sets the bounds in which the proposed method is applicable: For very poor quality ROMs, e.g. as shown in Figure 1, the error estimator will also be of rather low quality and no improvement over the standard method will be obtained. On the other hand, if the ROM has a very accuracy, the ROM error estimator is highly accurate, but the error is so small that it doesn't need to be quantified. The method is most relevant, as will be shown in the next chapters, for ROMs of medium quality. There, the estimation of the ROM error is feasible with a good accuracy and the errors are still large enough so that an error correction improves the posterior update.

Figures 5 and 6 demonstrate the effect of using more training points for the error GP as well as a higher fidelity ROM. The ROM error decreases and the quality of the estimator increases. The convergence of the estimator at the test points (as opposed to the training points which have been covered in Fig. 4) depends on the chosen GP configuration: Besides the number of training points, also other factors such as the choice of kernel function and hyperparameters have an effect on the absolute error and convergence. The reader is referred to [5] for details on how a GP regression can be optimized. In the following chapters, a Matérn 5/2 kernel function and frequency dependent hyperparameters are used, i.e. the length scale

$$l(\omega) = \frac{\lambda}{4} = \frac{2\pi c}{\omega} \quad (69)$$

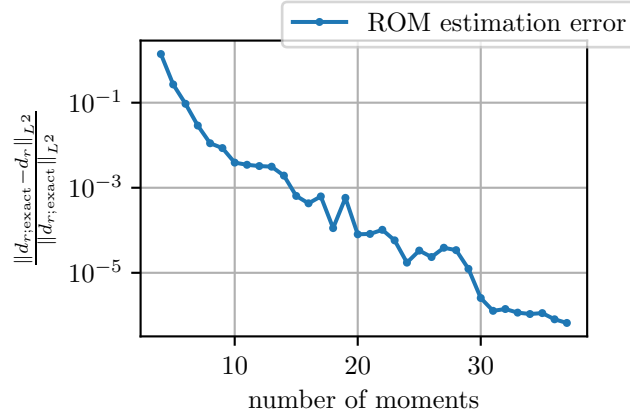


Fig. 4 Convergence of the ROM error estimator at the training points with increasing number of matched moments. A relative error of 0.1% is reached at about 15 matched moments.

and the scaling

$$\sigma(\omega) = 2 \max(|\mathbf{d}_r(\omega)|). \quad (70)$$

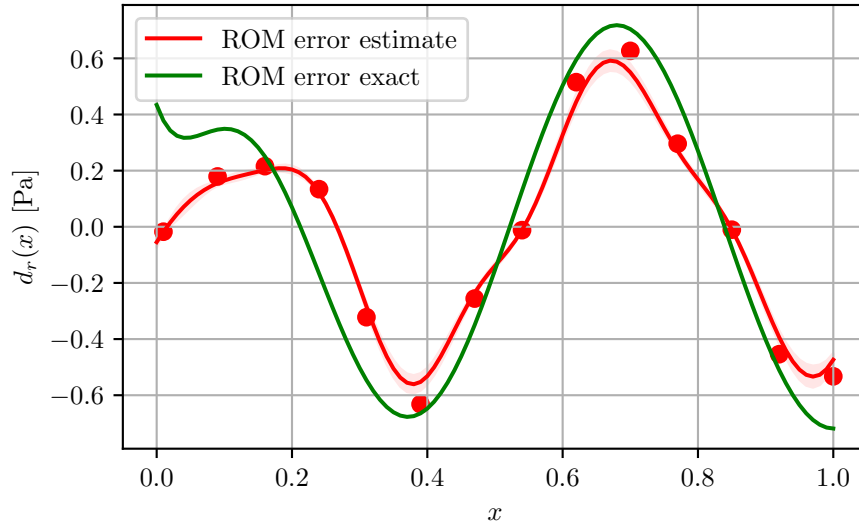


Fig. 5 For the example from before with $\bar{\omega}/2\pi = 100\text{Hz}$, $m = 5$, the ROM error is approximated with an adjoint error indicator which is evaluated at 14 training points. A GP is trained to give an approximation of the ROM error in the whole field.

In Figure 7 the convergence of different ROM predictive observation densities is displayed as a function of the chosen basis size. The baseline error is determined by the full order statFEM predictive density, which still has a certain error compared

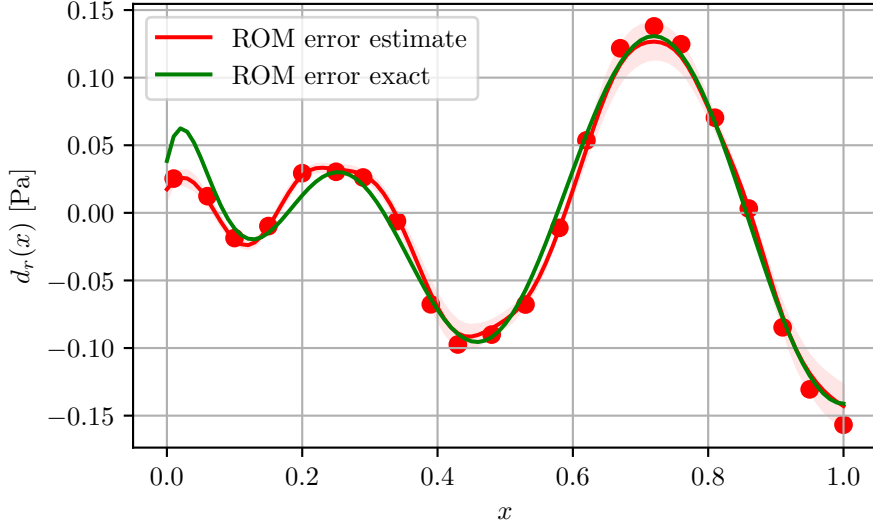


Fig. 6 Increasing the number of test points to 22 and choosing a 6 instead of 5 matched moments leads to a better approximation of the ROM error. The amplitude of the error naturally decreases because of the larger ROM basis.

to the data generating process. This error depends on remaining discretization error (data is generated on a very fine grid), the finite number of observations per sensor, the defined sensor noise, the choice of norm and also the small diagonal quantity added to the prior covariance matrices for numerical stability. Plotted in bold lines are the errors of the predictive densities constructed with the proposed adjoint ROM error estimator. For comparison, the convergence of the standard approach, i.e. without any ROM error estimation is shown, too. It is visible that a simple version of the adjoint estimator, i.e. with 12 training points, already delivers a faster convergence than the classical approach.

The corresponding predictive states for $m = 5$ are visible in Figure 8. The ROM error estimate was computed with 12 training points evenly spaced throughout the domain. In the result for the standard approach, i.e. the yellow curve $\tilde{\mathbf{u}}_Y$, the ROM prior is scaled with ρ to account for the data as good as possible. The estimated model error is quite large as the ROM approximation error is part of it. Hence, the resulting variance is also relatively large compared to the prior and the full order predictive posterior. The statROM approach with the adjoint ROM error estimator, i.e. the purple line $\tilde{\mathbf{u}}_{Y;d_r}$, results in a smaller model error, hence a much smaller predictive posterior variance, and a mean much closer to the data generating process. It is visible that the proposed statROM approach yields more accurate results. The key insight of the results in Figure 8 is the data correction induced by the statROM update. Clearly, the yellow curve (statFEM) is the ROM prior scaled by ρ so that it passes through the measurement data. Because of the ROM-corrected data model, here the resulting marginal likelihood (64) introduces a bias as big as the ROM error at the data points: the hyperparameters are estimated on order to comply with the *corrected* data, i.e.

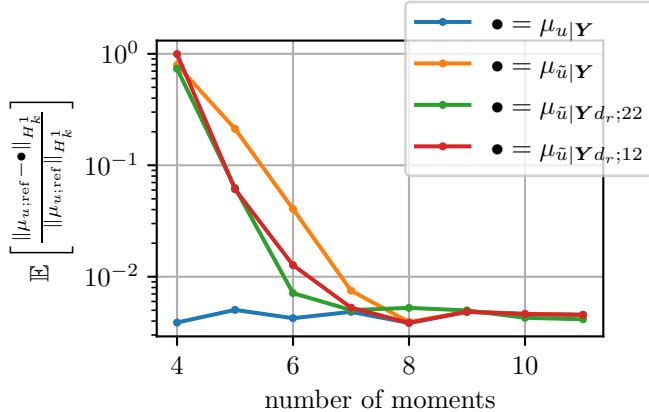


Fig. 7 The expected value of the error for different sizes of the ROM basis. The classical (statFEM) approach applied on the ROM prior yields a slower convergence than the statROM approach with the simplest adjoint error estimator. Increasing the fidelity of the error estimator yields even faster convergence.

data close to the ROM prior. Therefore, the estimated model error GP (\mathbf{d}) of $\tilde{\mathbf{u}}_{Y_{d_r}}$ exhibits a very small σ_d : The ROM-prior lies close to the corrected data. The variance for the corrected posterior, as visible in Fig. 8, is rather small.

On the other hand, the estimated model error GP \mathbf{d} of $\tilde{\mathbf{u}}_Y$, i.e. for the uncorrected posterior, exhibits a rather large σ_d : The (ROM)-prior doesn't lie on the actual measured data. This reflects in a large posterior variance as visible in Fig. 8.

Next, a more complex 2D acoustic scattering example is used to test and compare the methods.

5.2 2D acoustic scattering example

The setting for the 2D acoustic scattering example differs from the 1D example in the choice of boundary conditions and discretization. We define an unstructured mesh on a square domain. In the middle, a circular scatterer is placed. All outer boundaries are defined to be absorbing. The boundary of the scatterer is defined to be homogeneous Dirichlet. As source term, an incident wave over the whole domain is defined. Contrary to the 1D example, we introduce additional model error by altering the source term defined to generate the ground truth.

5.2.1 Forward Problem

The mean of the stochastic source term, i.e. the incident wave, is defined as

$$\bar{f}(\mathbf{x}, \omega) = \exp(ikx) = \cos(kx) + i \sin(kx). \quad (71)$$

The covariance in both real and imaginary part is modeled with a Matérn kernel (23) with hyperparameters $\nu = 1.5$, $\sigma_f = 0.8$ and $l_f = 0.6$, hence a GP is defined for both real and imaginary parts of the forcing. There holds

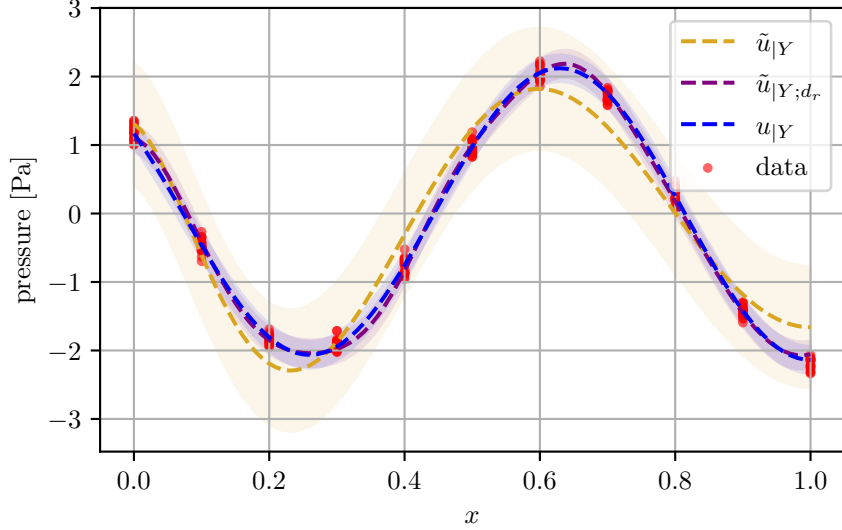


Fig. 8 A comparison of the resulting posterior solutions from the ROM prior, the ROM prior with the error estimator and the full order reference prior. The model error is overestimated for low fidelity ROMs because the ROM error is considered model error as well. To illustrate the principles, a bad ROM representation with basis size $m = 5$ has been chosen on purpose. It is visible that the estimated ROM error is used as a correction bias for the data (red dots). The data corrected by the error estimator lie much closer to the ROM prior. Hence, the resulting model error for the proposed approach is much smaller than for the classical one, in which the ROM prior is conditioned on uncorrected data. Clearly, using the estimated ROM error to correct the posterior yields a result close to the data generating process even though the ROM prior is used.

$$s_{\text{re}} \sim \mathcal{GP}(0, k_f(\mathbf{x})) \quad (72)$$

$$s_{\text{im}} \sim \mathcal{GP}(0, k_f(\mathbf{x})) \quad (73)$$

$$(74)$$

and thus

$$f = \bar{f} + (s_{\text{re}} + i s_{\text{im}}) = \bar{f} + s. \quad (75)$$

Figure 9 shows both real and imaginary parts of the mean incident wave.

All following plots display the modulus, i.e. the total physical field, of the complex valued solution field quantity. I.e. for the FEM prior $\mathbf{u}_t(\mathbf{x}) = |\mathbf{u}(\mathbf{x})|$. Solving the stochastic FEM problem with a QMC approach yields the results visible in Figure 10.

It is visible that both the pressure field and its variance are zero at the Dirichlet boundary of the circular scatterer.

For the ROM prior, a moment matching approach with $m = 12$ moments matched is chosen. The corresponding error to the FEM full order solution is visible in Figure 11. Using the adjoint error indicator, the ROM error is estimated at the training points which are spread evenly throughout the domain. For that, the full order model does not have to be evaluated in the online phase but only the corresponding adjoint ROM,

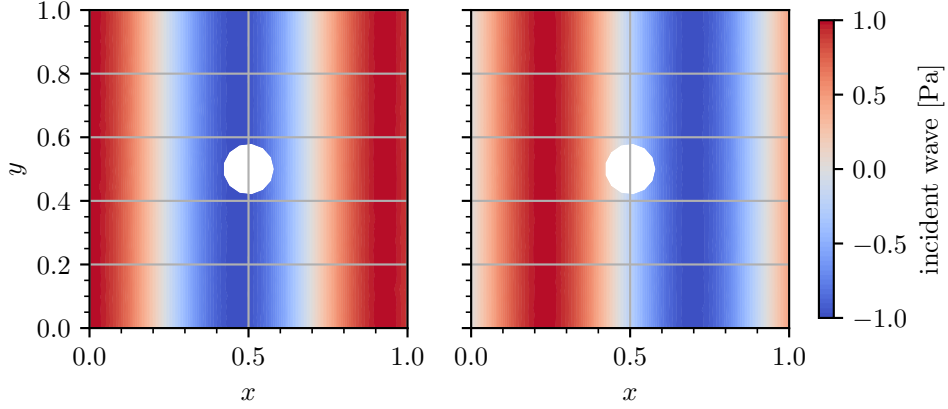


Fig. 9 Incident wave as forcing term for the 2D scattering example. Real part left, imaginary part right.

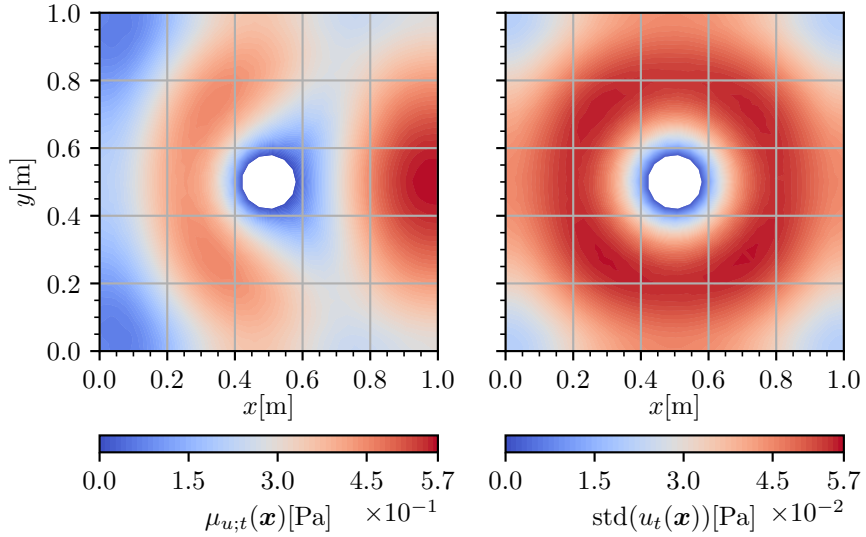


Fig. 10 Mean and variance of the physical field of the FEM prior. Because of the homogeneous Dirichlet condition at the scatterer, both mean and variance are zero there. On all other boundaries, absorption conditions mostly block reflection.

which is very cheap in comparison. Nevertheless, with the chosen moment matching method, a projection basis has to be built for each training point in the offline phase.

The resulting mean of the ROM error estimate GP is visible in Figure 11 for different sizes of training samples: Clearly, a larger number of samples yields a more accurate estimation. For the following studies, we choose an estimator with $n_d = 200$ training points. As the Dirichlet condition at the scatterer is known also in the ROM,

the error estimator GP is trained with $\mathbf{d}_r = 0$ at the corresponding nodes without computing the error estimate at these locations.

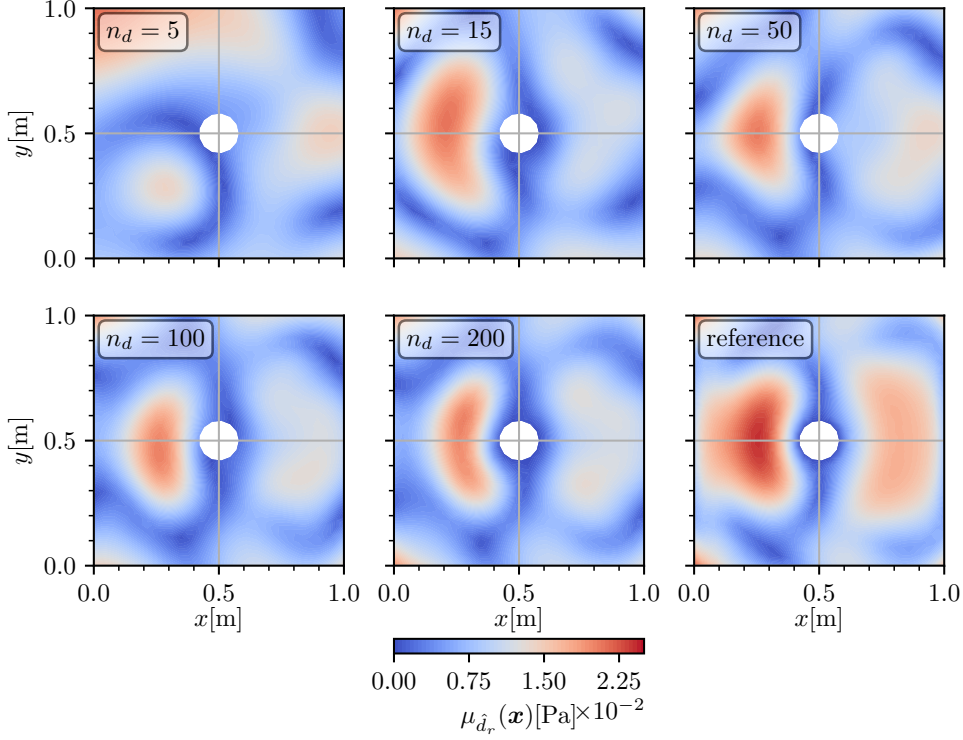


Fig. 11 The estimate of the ROM error converges with an increasing number of training points. The quality of the estimation, i.e. the difference of the converged estimator to the reference, depends on the quality of the ROM, cf. Fig. 5-6. In this particular case with $m = 12$, an approximation error in the estimator is visible. Increasing m would lead to a better approximation but is linked to higher computational cost.

In this example, the ground truth is not only a more finely discretized version of the FEM prior but involves a model error. The ground truth is found by solving the problem defined with the source term

$$f = \bar{f} + \text{re}(\xi_s)(0.8\cos(4.5\pi y) + 1) + i \text{im}(\xi_s)(0.8\sin(4.5\pi y) + 1), \quad (76)$$

where $\xi_s(x)$ is a sample of the original stochastic part of the source term s . In this way, the sample is superimposed with a sine in the orthogonal direction to the original incoming wave, resulting in an altered scattering behavior. Figure 12 shows the real part of the described process: The original sample and the altered one which serves as ground truth.

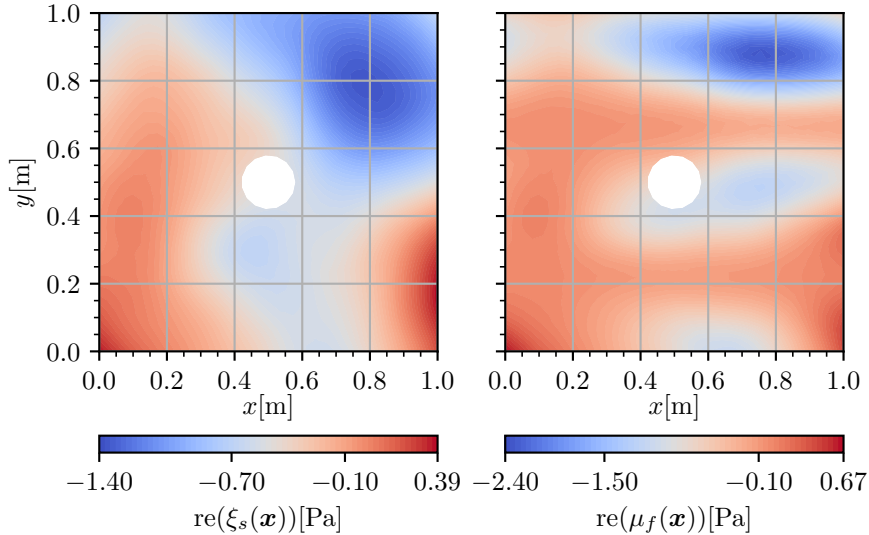


Fig. 12 Data is generated on a more finely discretized mesh (1131 degrees of freedom vs. 854 for the prior). A parameter sample serves as the basis and is superimposed with a sine wave in orthogonal direction to the incoming wave in the prior forcing.

In Table 1, the posterior error is listed for two three different settings: A small data example with 5 sensors and 20 observations per sensor, an example with 30 sensors and 50 observations and an example with a high number of sensors and observations, i.e. $n_s = 80$ and $n_o = 200$. It is visible that in the small data example the remaining error is lowest for the full order problem and highest for the classical approach. The proposed approach with the error estimator yields better results as the classical one. When the number of sensors and observations is increased, the data gain more weight in the Bayesian update compared to the prior and the errors are smaller and more similar throughout the different methods. For the estimated model error standard deviation, the results are very similar throughout the methods and it can't be clearly told that it is the highest for the posterior without an error estimator.

In Table 2, another setting was chosen: A ROM with more moments matched ($m = 20$) and a frequency of 300Hz, i.e. closer to the expansion frequency of 250Hz. In this case, the ROM is already a good representation of the underlying full order model and the different methods yield very similar errors. This means that, although with the good ROM the ROM error is estimated accurately, there is no advantage of using the estimator in the inference because the error of the ROM prior is already very small.

6 Conclusion

A ROM adaptation of statFEM has been developed. The Bayesian prior is not constructed using FEM but with a ROM based on a moment matching approach. This is necessary if the frequency dependent full order model is too expensive to be solved at

Table 1 $m = 12$, relative posterior error for the different methods for different sensor data configurations. The error for the proposed method with an error estimator yields smaller errors compared to the classical method with only the ROM prior, when there is rather few available data. Increasing the number of sensors and observations decreases the weight of the prior and hence a smaller error is achieved for all methods. The difference in the error between the methods is smaller.

Method	360Hz, 5 sens, 20 obs		360Hz, 30 sens, 50 obs		360Hz, 80 sens, 200 obs	
	err re	err im	err re	err im	err re	err im
FOM	1.01e-2	8.23e-3	8.74e-3	7.10e-3	8.44e-3	6.19e-3
w/o est	1.39e-2	9.17e-3	9.78e-3	7.64e-3	8.48e-3	6.30e-3
With est	1.12e-2	8.54e-3	8.72e-3	7.30e-3	8.51e-3	6.28e-3
	σ_d re	σ_d im	σ_d re	σ_d im	σ_d re	σ_d im
FOM	1.20e-2	1.41e-2	4.86e-3	1.22e-2	1.16e-3	1.16e-2
w/o est	2.85e-2	1.54e-2	1.36e-2	1.20e-2	2.10e-2	1.21e-2
With est	1.42e-2	1.42e-2	4.96e-3	1.10e-2	1.03e-3	9.54e-3

Table 2 $m = 20$, relative posterior error for the different methods for different sensor data configurations. Because the ROM is already a very good representation of the FOM in every considered parameterization, the error estimator brings no real advantage and the posterior error is similar for all compared methods. Also, very similar results for the estimated model error are found.

Method	300Hz, 5 sens, 20 obs		300Hz, 30 sens, 50 obs		300Hz, 80 sens, 200 obs	
	err re	err im	err re	err im	err re	err im
FOM	8.71e-3	1.17e-2	6.39e-3	7.47e-3	6.17e-3	7.15e-3
w/o est	8.74e-3	1.26e-2	6.40e-3	7.48e-3	6.17e-3	7.15e-3
With est	8.74e-3	1.18e-2	6.40e-3	7.49e-3	6.17e-3	7.15e-3
	σ_d re	σ_d im	σ_d re	σ_d im	σ_d re	σ_d im
FOM	3.16e-4	9.19e-3	4.09e-3	1.22e-2	1.12e-3	1.15e-2
w/o est	3.09e-4	6.34e-3	4.05e-3	1.21e-2	1.12e-2	1.15e-2
With est	3.09e-4	8.84e-3	3.97e-3	1.22e-2	1.12e-2	1.15e-2

many frequency steps. Compared to the classical approach applied to a ROM prior, statROM performs better because the ROM error is estimated beforehand. This was shown by computing the error and convergence properties of the classical and the proposed approach compared to a full order reference solution. The new method enables solving the prior in frequency sweeps much faster as it is the case for a full order model while estimating the ROM error.

The estimation of ROM error is achieved using an adjoint estimator, which notably circumvents the need for inverting the full order system matrix. This estimated error is then incorporated into the statistical data model formulation. Introducing this estimated error into the data model has been shown to reduce the overall estimated model error and bring the model's mean closer to the ground truth.

For systems with a high dimensional material coefficient, approximated with the Karhunen–Loève expansion, a QMC approach led to an accurate prior formulation. This methodology has been applied and its convergence properties showcased through

a 1D Helmholtz problem. In a more complex 2D scattering problem with significantly more degrees of freedom and a stochastic forcing defined as a random field, it could be shown that the method can be scaled to some extent.

As a next step, efforts are directed towards parameterizing the ROM, which currently can be applied primarily to frequency sweeps. Another important extension to the method is finding a way to keep the memory requirements low, especially for the covariance matrices in larger systems. As soon as parallelization on the frequency grid is applied, several large matrices have to be kept in memory. E.g., the approach by [41], where sparse precision matrices replace their dense covariance counterpart, could be adapted to work in the setting presented here. Also, a practical application in aerospace acoustics is considered as a feasible applied problem for statROM.

Declarations

- Funding
The research leading to these results received funding from the Deutsche Forschungsgemeinschaft (DFG, German Research Foundation) - Projektnummer 255042459 GRK2075/2.
- Competing interests
The authors have no financial or proprietary interests in any material discussed in this article.
- Ethics approval and consent to participate:
Not applicable
- Consent for publication:
Not applicable
- Data availability:
All data generated or analysed during this study are included in this published article.
- Materials availability:
Not applicable
- Code availability:
All code was implemented in Python using FEniCSx [42–45] as FEM back-end. The source code to generate the results in this publication is available at <https://github.com/herluc/statROM> [46].
- Author contribution:
Conceptualization and Methodology: Lucas Hermann, Ulrich Römer; Formal analysis, investigation, software, validation and visualization: Lucas Hermann; Writing - original draft preparation: Lucas Hermann; Writing - review and editing: Lucas Hermann, Ulrich Römer, Matthias Bollhöfer; Funding acquisition, project administration and resources: Ulrich Römer; Supervision: Ulrich Römer, Matthias Bollhöfer.

References

- [1] Borthwick, D.: Introduction to Partial Differential Equations. Springer, Cham (2016). <https://doi.org/10.1007/978-3-319-48936-0>

- [2] Brenner, S.C., Scott, L.R.: The Mathematical Theory of Finite Element Methods. Springer, New York, NY (2008). <https://doi.org/10.1007/978-0-387-75934-0>
- [3] Law, K., Stuart, A., Zygalakis, K.: Data Assimilation: A Mathematical Introduction. Springer, Cham (2015). <https://doi.org/10.1007/978-3-319-20325-6>
- [4] Girolami, M., Febrianto, E., Yin, G., Cirak, F.: The statistical finite element method (statFEM) for coherent synthesis of observation data and model predictions. *Computer Methods in Applied Mechanics and Engineering* **375**, 113533 (2021) <https://doi.org/10.1016/j.cma.2020.113533>
- [5] Rasmussen, C.E., Williams, C.K.I.: Gaussian Processes for Machine Learning. Adaptive Computation and Machine Learning series. MIT Press, London, England (2005)
- [6] Ihlenburg, F.: Finite Element Analysis Of Acoustic Scattering. Applied Mathematical Sciences, 132 Vol. Springer, New York, NY (1998)
- [7] Maxwell, J.C.: A dynamical theory of the electromagnetic field. *Philosophical Transactions of the Royal Society of London* **155**, 459–512 (1865) <https://doi.org/10.1098/rstl.1865.0008>
- [8] Timoshenko, S.P., Young, D.H.: Vibration Problems in Engineering, 5th edn. John Wiley & Sons, Nashville, TN (1990)
- [9] Rytter, A.: Vibrational Based Inspection of Civil Engineering Structures. Dept. of Building Technology and Structural Engineering, Aalborg University, Denmark. Ph.D.-Thesis defended publicly at the University of Aalborg, April 20, 1993 PDF for print: 206 pp. (1993)
- [10] Farrar, C.R., Doebling, S.W., Nix, D.A.: Vibration-based structural damage identification. *Philosophical Transactions: Mathematical, Physical and Engineering Sciences* **359**(1778), 131–149 (2001)
- [11] Heffernan, J., Mayes, A., Höhn, N., Bach, M., Widmayer, I., Biedermann, E., Jauriqui, L.: Process monitoring and estimation of material properties of additively manufactured components using model-based inversion of process compensated resonance testing data. *Journal of Nondestructive Evaluation, Diagnostics and Prognostics of Engineering Systems* **5**(4) (2022) <https://doi.org/10.1115/1.4054144>
- [12] Benner, P., Gugercin, S., Willcox, K.: A survey of projection-based model reduction methods for parametric dynamical systems. *SIAM Review* **57**(4), 483–531 (2015) <https://doi.org/10.1137/130932715>
- [13] Silva, F.A., Pagliantini, C., Grepl, M., Veroy, K.: A reduced basis ensemble kalman method. *GEM-International Journal on Geomathematics* **14**(1), 24 (2023)

- [14] Hartmann, R.: Multitarget error estimation and adaptivity in aerodynamic flow simulations. *SIAM Journal on Scientific Computing*, 708–731 (2008) <https://doi.org/10.1137/070710962>
- [15] Paul Rouse, J., Kerfriden, P., Hamadi, M.: A probabilistic data assimilation framework to reconstruct finite element error fields from sparse error estimates: Application to sub-modeling. *International Journal for Numerical Methods in Engineering* **123**(23), 5826–5853 (2022) <https://doi.org/10.1002/nme.7090>
<https://onlinelibrary.wiley.com/doi/pdf/10.1002/nme.7090>
- [16] Atalla, N., Sgard, F.: *Finite Element and Boundary Methods in Structural Acoustics and Vibration*. CRC Press, Boca Raton (2015). <https://doi.org/10.1201/b18366>
- [17] Ihlenburg, F., Babuška, I.: Finite element solution of the helmholtz equation with high wave number part i: The h-version of the fem. *Computers I& Mathematics with Applications* **30**(9), 9–37 (1995) [https://doi.org/10.1016/0898-1221\(95\)00144-N](https://doi.org/10.1016/0898-1221(95)00144-N)
- [18] Logg, A., Mardal, K.-A., Wells, G.N., *et al.*: *Automated Solution of Differential Equations by the Finite Element Method*. Springer, Berlin, Heidelberg (2012). <https://doi.org/10.1007/978-3-642-23099-8>
- [19] Spence, E.A., Wunsch, J.: Wavenumber-Explicit Parametric Holomorphy of Helmholtz Solutions in the Context of Uncertainty Quantification. *SIAM/ASA Journal on Uncertainty Quantification* **11**(2), 567–590 (2023) <https://doi.org/10.1137/22M1486170>
- [20] Römer, U., Bollhöfer, M., Sreekumar, H., Blech, C., Langer, S.C.: An adaptive sparse grid rational arnoldi method for uncertainty quantification of dynamical systems in the frequency domain. *International Journal for Numerical Methods in Engineering* **122**(20), 5487–5511 (2021) <https://doi.org/10.1002/nme.6761>
- [21] Bodendiek, A., Bollhöfer, M.: Adaptive-order rational Arnoldi-type methods in computational electromagnetism. *BIT Numerical Mathematics* **54**(2), 357–380 (2013) <https://doi.org/10.1007/s10543-013-0458-9>
- [22] Berrut, J.P., Baltensperger, R., Mittelman, H.D.: Recent Developments in Barycentric Rational Interpolation. In: Bruin, M.G., Mache, D.H., Szabados, J. (eds.) *Trends and Applications in Constructive Approximation*. International Series of Numerical Mathematics, vol. 155. Birkhäuser, Basel (2005). https://doi.org/10.1007/3-7643-7356-3_3
- [23] Murphy, K.P.: *Machine Learning: A Probabilistic Perspective*. Adaptive Computation and Machine Learning series. MIT Press, London, England (2012)
- [24] Abramowitz, M., Stegun, I.A. (eds.): *Handbook of Mathematical Functions*.

Dover Books on Mathematics. Dover Publications, Mineola, NY (1965)

- [25] Bect, J., Georg, N., Römer, U., Schöps, S.: Rational kernel-based interpolation for complex-valued frequency response functions. arXiv preprint arXiv:2307.13484 (2023)
- [26] Morokoff, W.J., Caflisch, R.E.: Quasi-Monte Carlo Integration. *Journal of Computational Physics* **122**(2), 218–230 (1995) <https://doi.org/10.1006/jcph.1995.1209>
- [27] Kuo, F.Y., Nuyens, D.: Application of quasi-monte carlo methods to elliptic PDEs with random diffusion coefficients: A survey of analysis and implementation. *Foundations of Computational Mathematics* **16**(6), 1631–1696 (2016) <https://doi.org/10.1007/s10208-016-9329-5>
- [28] Xiu, D., Karniadakis, G.E.: The Wiener–Askey Polynomial Chaos for Stochastic Differential Equations. *SIAM Journal on Scientific Computing* **24**(2), 619–644 (2002) <https://doi.org/10.1137/s1064827501387826>
- [29] Calvetti, D., Dunlop, M., Somersalo, E., Stuart, A.: Iterative updating of model error for Bayesian inversion. *Inverse Problems* **34**(2), 025008 (2018)
- [30] B. Narouie, V., Wessels, H., Römer, U.: Inferring displacement fields from sparse measurements using the statistical finite element method. *Mechanical Systems and Signal Processing* **200**, 110574 (2023) <https://doi.org/10.1016/j.ymssp.2023.110574>
- [31] Casella, G.: An introduction to empirical bayes data analysis. *The American Statistician* **39**(2), 83–87 (1985). Accessed 2024-07-04
- [32] Papandreou, Y., Cockayne, J., Girolami, M., Duncan, A.: Theoretical guarantees for the statistical finite element method. *SIAM/ASA Journal on Uncertainty Quantification* **11**(4), 1278–1307 (2023) <https://doi.org/10.1137/21M1463963>
- [33] Karvonen, T., Cirak, F., Girolami, M.: Error analysis for a statistical finite element method. preprint (2022) <https://doi.org/10.48550/arXiv.2201.07543>
- [34] Duffin, C., Cripps, E., Stemler, T., Girolami, M.: Low-rank statistical finite elements for scalable model-data synthesis. *Journal of Computational Physics* **463**, 111261 (2022) <https://doi.org/10.1016/j.jcp.2022.111261>
- [35] Akyildiz, O.D., Duffin, C., Sabanis, S., Girolami, M.: Statistical finite elements via langevin dynamics. *SIAM/ASA Journal on Uncertainty Quantification* **10**(4), 1560–1585 (2022) <https://doi.org/10.1137/21M1463094>
- [36] Duffin, C., Cripps, E., Stemler, T., Girolami, M.: Statistical finite elements for misspecified models. *Proceedings of the National Academy of Sciences* **118**(2)

- (2020) <https://doi.org/10.1073/pnas.2015006118>
- [37] Febrianto, E., Butler, L., Girolami, M., Cirak, F.: Digital twinning of self-sensing structures using the statistical finite element method. *Data-Centric Engineering* **3**, 31 (2022) <https://doi.org/10.1017/dce.2022.28>
- [38] Bodendiek, A.: Moment matching based model order reduction in computational electromagnetism. PhD thesis, TU Braunschweig (2013). https://leopard.tu-braunschweig.de/servlets/MCRFileNodeServlet/dbbs_derivate_00033327/PhD_Bodendiek.pdf
- [39] Jbilou, K., Messaoudi, A., Sadok, H.: Global FOM and GMRES algorithms for matrix equations. *Applied Numerical Mathematics* **31**(1), 49–63 (1999) [https://doi.org/10.1016/S0168-9274\(98\)00094-4](https://doi.org/10.1016/S0168-9274(98)00094-4)
- [40] Liu, D.C., Nocedal, J.: On the limited memory BFGS method for large scale optimization. *Mathematical Programming* **45**(1-3), 503–528 (1989) <https://doi.org/10.1007/bf01589116>
- [41] Koh, K.J., Cirak, F.: Stochastic PDE representation of random fields for large-scale Gaussian process regression and statistical finite element analysis. *Computer Methods in Applied Mechanics and Engineering* **417**, 116358 (2023) <https://doi.org/10.1016/j.cma.2023.116358> . A Special Issue in Honor of the Lifetime Achievements of T. J. R. Hughes
- [42] Baratta, I.A., Dean, J.P., Dokken, J.S., Habera, M., Hale, J.S., Richardson, C.N., Rognes, M.E., Scroggs, M.W., Sime, N., Wells, G.N.: DOLFINx: the next generation FEniCS problem solving environment. preprint (2023). <https://doi.org/10.5281/zenodo.10447666>
- [43] Scroggs, M.W., Dokken, J.S., Richardson, C.N., Wells, G.N.: Construction of arbitrary order finite element degree-of-freedom maps on polygonal and polyhedral cell meshes. *ACM Transactions on Mathematical Software* (2022) <https://doi.org/10.1145/3524456> . To appear
- [44] Scroggs, M.W., Baratta, I.A., Richardson, C.N., Wells, G.N.: Basix: a runtime finite element basis evaluation library. *Journal of Open Source Software* **7**(73), 3982 (2022) <https://doi.org/10.21105/joss.03982>
- [45] Alnaes, M.S., Logg, A., Ølgaard, K.B., Rognes, M.E., Wells, G.N.: Unified Form Language: A domain-specific language for weak formulations of partial differential equations. *ACM Transactions on Mathematical Software* **40** (2014) <https://doi.org/10.1145/2566630>
- [46] Hermann, L.: Statistical reduced order modelling for the parametric Helmholtz equation, source code. Zenodo (2024). <https://doi.org/10.5281/zenodo.12654214>