
MOBILEFLOW: A MULTIMODAL LLM FOR MOBILE GUI AGENT

A PREPRINT

Songqin Nong , Jiali Zhu* , Rui Wu* , Jiongchao Jin, Shuo Shan, Xiutian Huang, Wenhao Xu

Ant Group

{nongsongqin.nsq, zhujiali.zjl, guli.wr, jinjiongchao.jjc, shanshuo.ss, huangxiutian.hxt, hao.xuwh}@antgroup.com

ABSTRACT

Currently, the integration of mobile Graphical User Interfaces (GUIs) is ubiquitous in most people’s daily lives. And the ongoing evolution of multimodal large-scale models, such as GPT-4v, Qwen-VL-Max, has significantly bolstered the capabilities of GUI comprehension and user action analysis, showcasing the potentiality of intelligent GUI assistants. However, current GUI Agents often need to access page layout information through calling system APIs, which may pose privacy risks. Fixing GUI (such as mobile interfaces) to a certain low resolution might result in the loss of fine-grained image details. At the same time, the multimodal large models built for GUI Agents currently have poor understanding and decision-making abilities for Chinese GUI interfaces, making them difficult to apply to a large number of Chinese apps. This paper introduces MobileFlow, a multimodal large language model meticulously crafted for mobile GUI agents. Transforming from the open-source model Qwen-VL-Chat into GUI domain, MobileFlow contains approximately 21 billion parameters and is equipped with novel hybrid visual encoders, making it possible for variable resolutions of image inputs and good support for multilingual GUI. By incorporating Mixture of Experts (MoE) expansions and pioneering alignment training strategies, MobileFlow has the capacity to fully interpret image data and comprehend user instructions for GUI interaction tasks. Finally, MobileFlow outperforms Qwen-VL-Max and GPT-4v in terms of task execution by GUI agents on both public and our proposed evaluation metrics, and has been successfully deployed in real-world business contexts, proving its effectiveness for practical applications.

1 Introduction

Large Language Models (LLMs) have contributed significantly to the advancement of Artificial General Intelligence (AGI) systems, demonstrating exceptional capabilities in handling human-like interaction tasks. The progress of LLMs has also led to substantial breakthroughs in Multimodal Large Language Models (MLLMs) (Chen et al. [2024], Liu et al. [2024, 2023], Zhu et al. [2023]), facilitating complex visual-language dialogue and interaction, and bridging the gap between textual and visual information. This has created a favorable opportunity for developing autonomous, graphically-oriented user interface (GUI) agents in digital worlds.

Visually-enabled agents have immense potential in the real world, as they can directly perceive visual signals and interact with humans and GUIs in a human-like manner. When the understanding of visual language by Vision-Language Models (VLMs) is on par with that of humans, they can even acquire skills such as reading and programming, further

*Equal Contribution

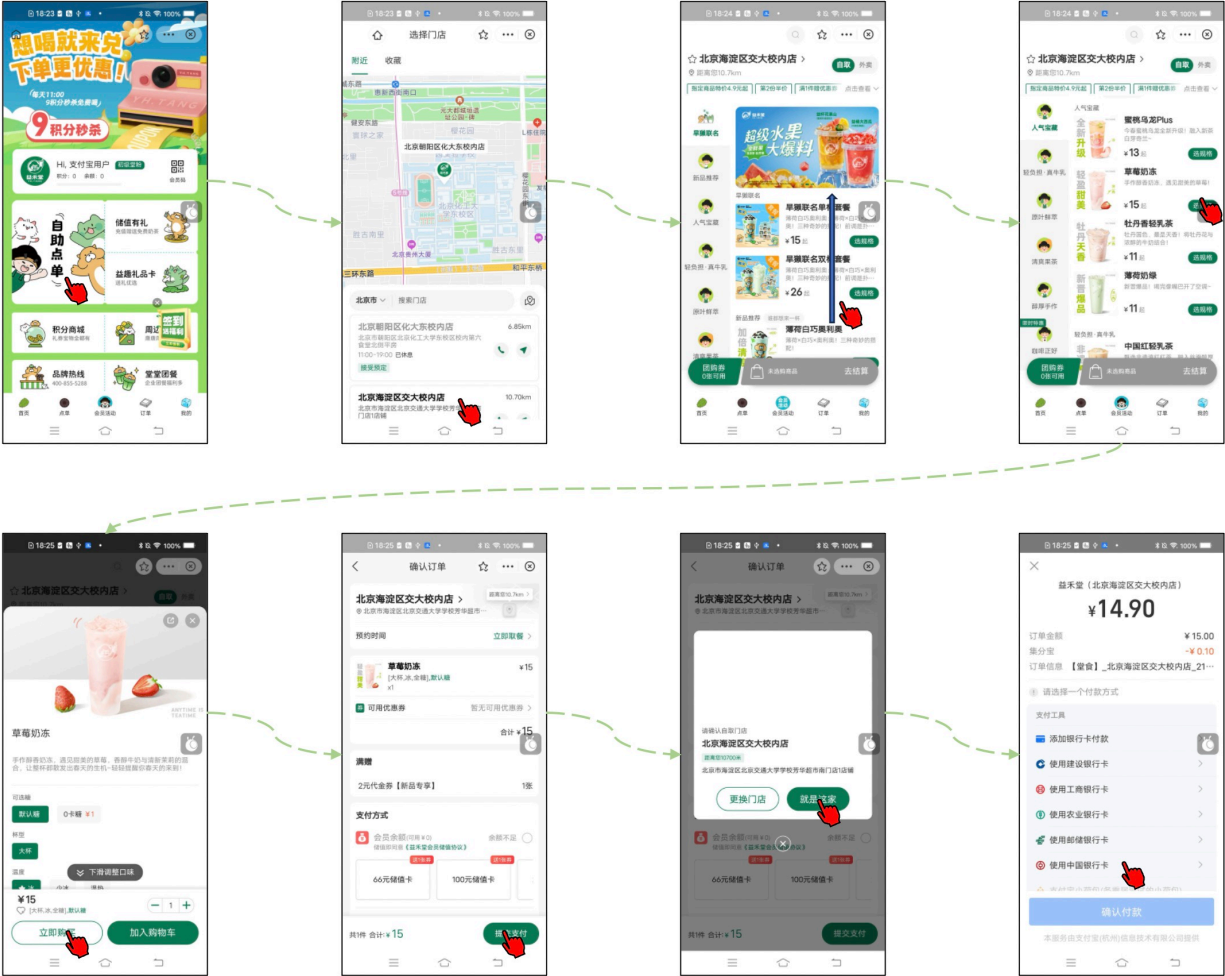


Figure 1: Showcase of the MobileFlow’s application for GUI agent. User’s instruction: Help me buy a cup of strawberry custard in the self-service order, choose Jiao Tong University Campus store of Haidian District.

expanding their potential. Some prior research has started to utilize VLM models to achieve universality in GUI tasks. Agents like AppAgent (Zhang et al. [2023]), CogAgent (Hong et al. [2023]), and MobileAgent (Wang et al. [2024a]) have extended the reach of multimodal capabilities to GUI interfaces, such as those found on mobile phones and PCs, representing a significant stride toward the realization of practical visual-language intelligent assistants.

Nevertheless, many multimodal Agents that leverage GPT-4v have limitations, particularly when dealing with a substantial amount of Mandarin text within GUI interfaces. The challenges are further compounded by the need to invoke system APIs or parse page elements into prompts through HTML analysis, as well as the risk of exacerbating difficulties in privacy authorization.

Furthermore, GUIs typically encompass a diverse array of icons, patterns, images, and text. Current GUI agents often rely on CLIP or its variants as the visual branch and are pretrained on image-text pair datasets from natural scenes (e.g., flickr30k (Plummer et al. [2016])), which prove insufficient for fine-grained extraction of text, widgets, and layout information from UI images. Additionally, akin to most VLMs, the original visual encoders are limited to accepting fixed image resolutions as input, falling short of the nuanced demands of GUI tasks. Without specialized training to recognize and interpret these visual cues, the performance of contemporary agents tends to be suboptimal. This issue is particularly pronounced in "super-apps" like Alipay, which incorporate a myriad of GUI scenarios ranging from dining and logistics to medical, government services, finance, and entertainment. Each scenario may contain

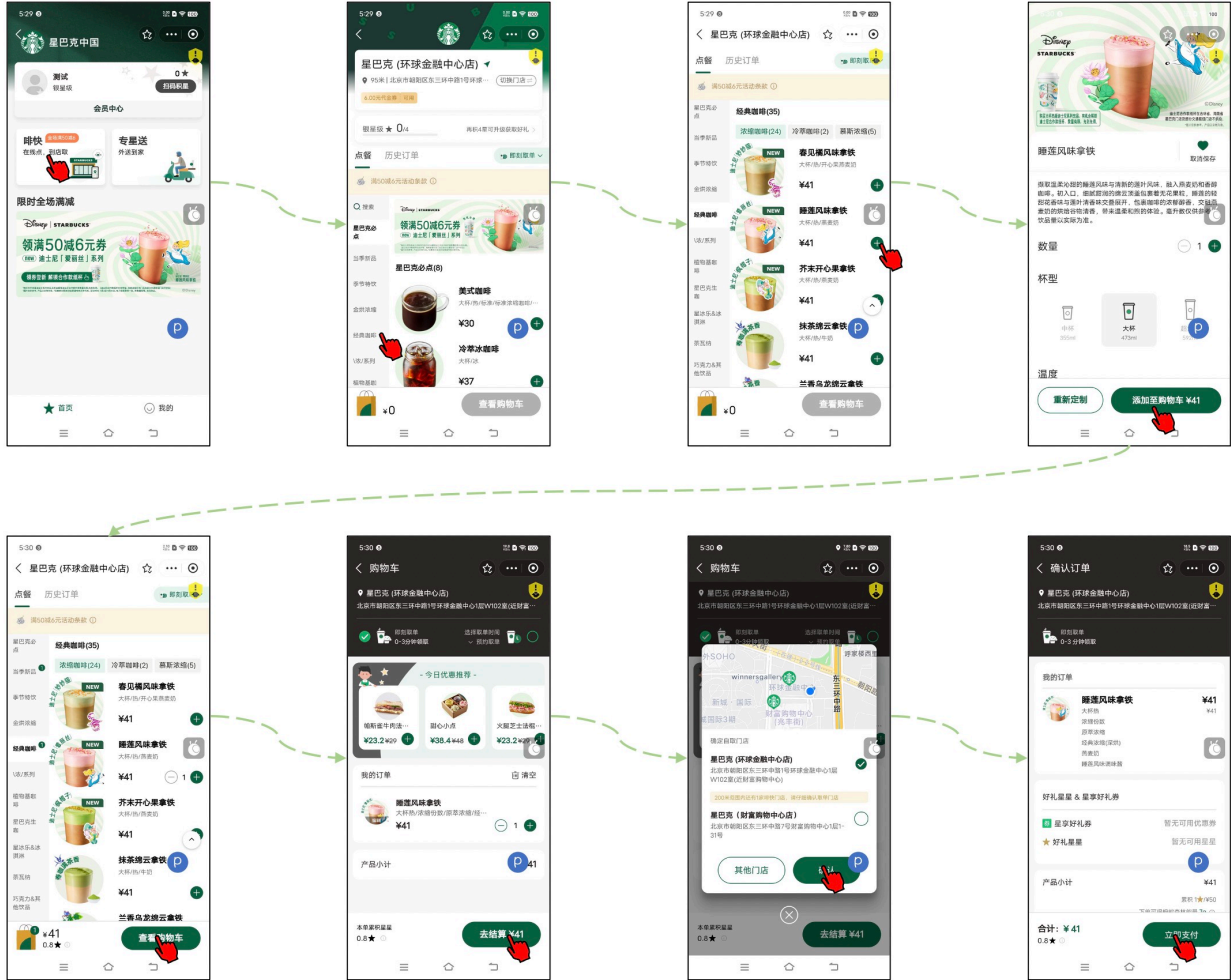


Figure 2: Showcase of MobileFlow’s application for GUI Agent. User’s instruction: Get me a cup of lily latte in classic coffee at Starbucks, and I want to pick it up at store.

numerous mini-programs from different vendors, each with its distinct style, posing significant challenges to the visual understanding and inferential decision-making capabilities of multimodal agents.

In this paper, we propose MobileFlow, a novel multimodal Large Language Model (LLM) specifically designed for GUI Agents, standing out for its proficiency in managing applications that feature extensive Mandarin content, such as Alipay. A key component of MobileFlow is its hybrid visual encoder, which has been rigorously trained on a vast array of GUI pages. This extensive training enables MobileFlow to effectively extract and comprehend information across diverse GUI interfaces. By relying on a purely visual perception approach, MobileFlow’s GUI agent eliminates the need to access system APIs to obtain page layout details. This approach not only streamlines the process but also mitigates the risk of privacy intrusion on user devices.

Besides, MobileFlow excels at comprehensively understanding GUI page information, providing step-by-step assistance to users as they navigate through pages. It is also capable of performing information extraction and question-answering specific to GUIs. To further enhance the integration of visual and textual modalities, we have augmented the foundational LLM with a Mixture of Experts (MoE) and conducted specialized modality alignment training tailored for GUIs. During the supervised fine-tuning phase of user instructions, we have introduced a multimodal Chain of Thought (CoT) approach. This innovative method allows the model to articulate its reasoning and decision-making process for each step, which has

led to a significant enhancement in overall accuracy. Ultimately, MobileFlow has demonstrated exceptional performance in real-world business scenarios and has been successfully implemented in practical applications.

2 Related Work

Visual Language Models With the enormous success of LLMs, attention has naturally shifted towards cross-modal domains, such as vision. From an abstract logical perspective, multimodal large models consist of three parts. An encoder projects various modalities into a high-dimensional space, followed by a module that aligns the information from all modalities within this space, and finally, a decoder interprets the aligned information back into a specific modality. From an implementation point of view, these can be divided into two types: one employs dedicated visual encoders like ViT (Dosovitskiy et al. [2021]), specific alignment modules like Qformer (Li et al. [2023]) (or MLP), combined with a trained LLM to form a system, such as LLAVA, MiniGPT-4, Qwen-VL (Bai et al. [2023]), CogView (Ding et al. [2021]), etc.; the other type eliminates the independent visual and alignment modules, converting visual and textual content into tokens that are then fed directly into a Decoder-only architecture LLM, creating a unified end-to-end VLM, such as Fuyu-8B (Bavishi et al. [2023]), Chameleon (Team [2024]), and so on. The first type of VLM offers greater flexibility in implementation, enabling the combination of suitable visual and language models, although the degree of modal integration may be shallower. The second type of VLM has a simpler structure but typically requires an enormous amount of training data to maintain stable convergence. MoE-LLaVA represents a promising attempt to incorporate the Mixture of Experts (MoE) approach into VLMs, showing a significant performance improvement over dense models with the same number of parameters after the MoE extension.

GUI Agents Current VLMs mainly facilitate dialogue and question-answering in general scenarios, whereas VLMs that serve as intelligent assistants through terminal’s rich-text GUI interfaces to help humans make multi-step decisions are relatively rare. CogAgent is constructed based on CogVLM (Wang et al. [2024b]) and relies solely on image information, avoiding the need for system API calls, but its LLM component has not undergone targeted training. MobileAgent and AppAgent utilize existing VLMs like GPT-4v to construct UI Agents, leaning more towards prompt engineering while also depending on external modules or APIs to obtain information under the UI layer. Ferret-UI (You et al. [2024]), derived from Ferret (You et al. [2023]), supports arbitrary resolution image input, yet it still follows the traditional training approach for dialogue and question-answering in general scenarios without optimizing for UI Navigation capabilities.

Vision Foundation Models for VLMs For VLMs, the visual encoder component is of paramount importance as it determines what can be "seen". Notably, widely-utilized architectures such as CLIP-ViT (Radford et al. [2021]) and SigLIP (Zhai et al. [2023]) have spurred a series of studies aimed at identifying the most suitable visual encoders for integration into VLMs. For instance, identified marked differences in the visual representations captured by CLIP and DINOv2 (Oquab et al. [2024]), leading to the creation of a mixed module that integrates features from both models. Moreover, different approaches have been introduced that employ varied visual encoders to process images at distinct resolutions, thereby combining features at various levels of abstraction. For example, LLaVA-HR (Liu et al. [2023]) features a bifurcated visual encoder that combines CLIP-ViT with CLIP-ConvNext[20], while DeepSeek-VL (DeepSeek-AI et al. [2024]) incorporates SigLIP-L and SAM-B. These methodologies consistently leverage pre-trained visual perceptors. In this research, we introduce LayoutLMV3 (Huang et al. [2022]), a visual branch pretrained on extensive UI data, capable of dynamically adjusting to UI images with varying aspect ratios, thereby enhancing the understanding capabilities of the overall visual encoder and its applicability within GUI agents.

3 Method

3.1 Model Architecture

3.1.1 Overview

MobileFlow integrates a visual encoder with a large language model via a trainable fusion module, enabling joint visual-language training with image-text pairs. Employing a Qwen-7B-based language model as a universal interface, the model is coupled with a visual perception module, expanding it the dual capacities to "visualize". The architectural framework presented in this paper consists of three main components: the visual encoder, the visual-language adapter, and the extensive language model, with the specifics illustrated in Fig.3. This section will delineate the enhancements and optimizations we have applied to the original model structure, specifically tailored for Graphical User Interface (GUI) tasks.

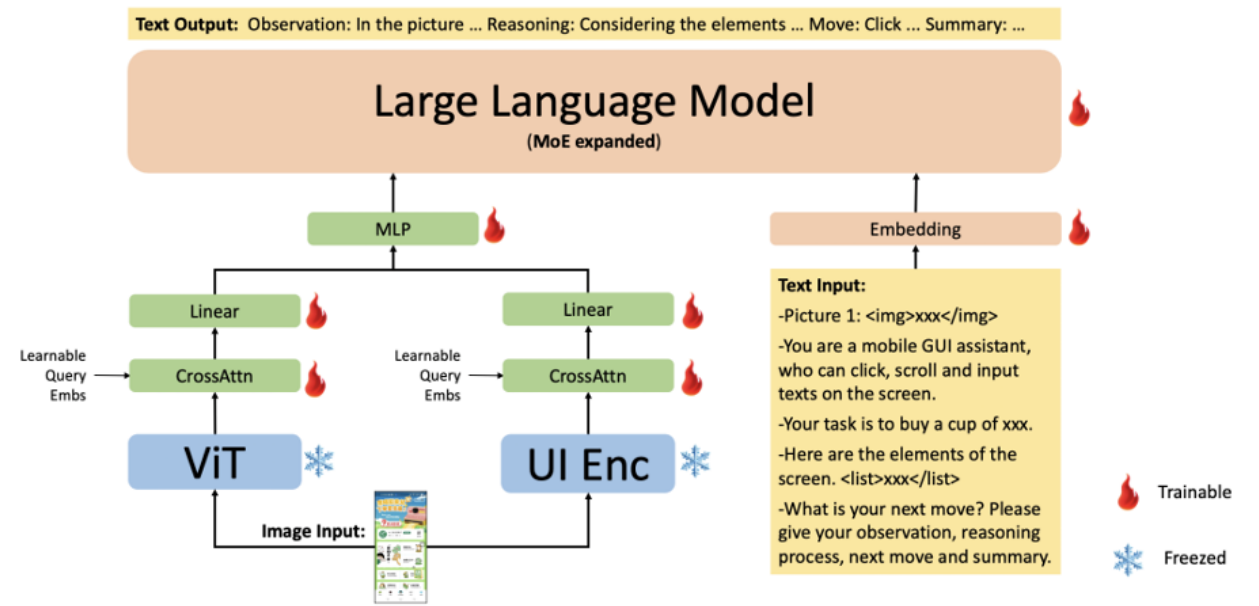


Figure 3: Overview of MobileFlow.

3.1.2 Hybrid Visual Encoders

The architecture of the proposed visual encoder is illustrated in Fig.4. In line with most Vision-Language Models (VLMs), we construct our visual perception model based on the pre-trained Vision Transformer (ViT) structure. Specifically, for the ViT component, we utilize OpenAI's OpenCLIP ViT-B/32 pre-trained weights for initialisation. In addition, we introduce a UI Encoder, with capabilities for variable resolution input, to augment the extraction of visual information. After extensive research, we have chosen the document intelligence model LayoutLMv3, pre-trained with extensive document data, as the foundational structure for UI Encoder. We reassess and recalibrate the visual model's weights through redesigned UI image pre-training tasks on UI Encoder. In order to preserve the original aspect ratio of UI images to the greatest extent possible, we propose a variable resolution-based image encoding methodology, which is explained as follows.

When we set the target image sequence length for UI Encoder to be 784 tokens, with each image patch sized at 16x16 pixels, and the input image size is 1216x576, yielding an aspect ratio of 19:9, the resolution is recalculated by dynamically adjusting the width and height to compute an extreme aspect ratio while maintaining the original aspect ratio as closely as possible, under the sequence length constraint. In this example, the calculated number of image

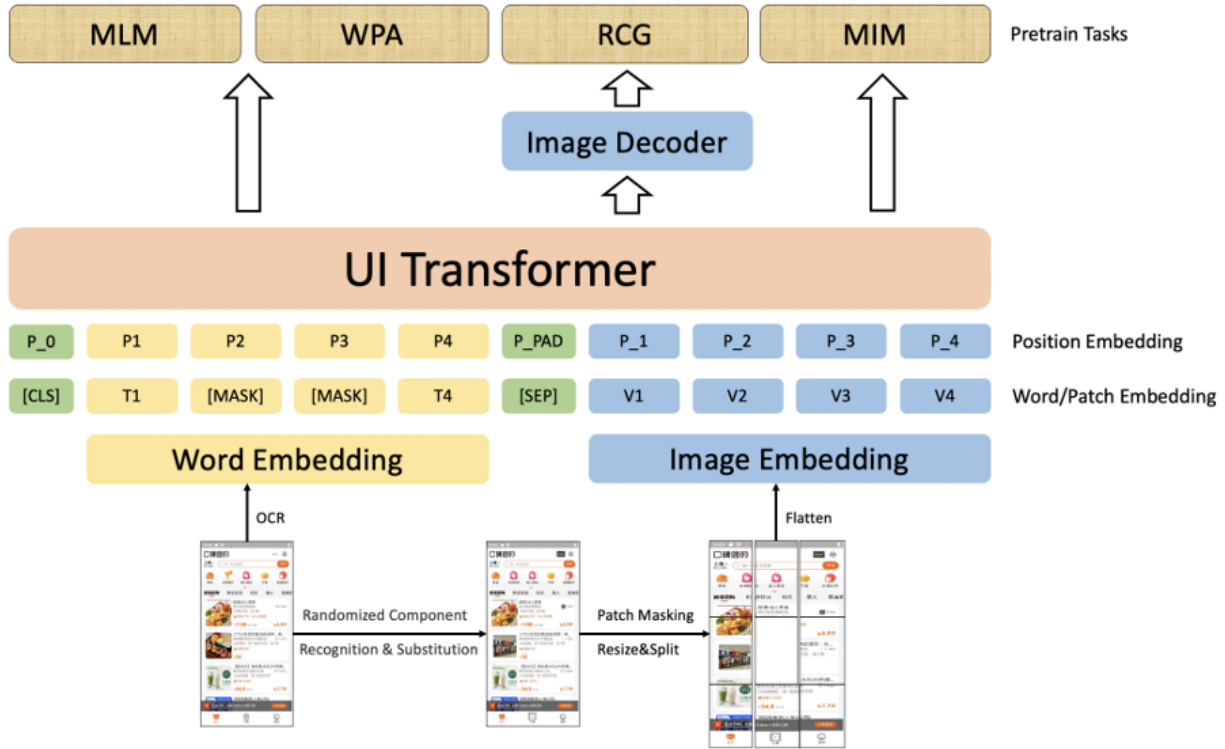


Figure 4: Overview of UI Encoder.

patches in the width and height directions are 41 and 19, respectively. Therefore, the recalculated dimensions for width and height are 41×16 and 19×16 , respectively. And the total number of image patches amounts to $41 \times 19 = 779$, and the remaining 5 patches will be filled through padding.

As shown in Fig.4, we employ MLM (Masked Language Modeling), MIM (Masked Image Modeling), WPA (Word-Patch Alignment), and RCG (Real Component Generation) as pre-training tasks of UI Encoder. Both MLM and MIM are popular and widely used pre-training tasks, as referenced in (Devlin et al. [2019], Bao et al. [2022]). The WPA task, introduced by the LayoutLMv3 paper (Huang et al. [2022]), predicts whether the corresponding image patch of a text word is masked, facilitating the learning of multi-modal alignment. The RCG task involves initially employing control recognition capabilities to detect all controls on a given UI interface, followed by randomly replacing these controls at a predetermined ratio. An image decoder is then utilized to reconstruct the original UI interface.

In our experiments, we pre-train UI Encoder with approximately 200k UI images, improving the model’s comprehension of fonts, images, controls, and other elements within UI imagery, building upon its fundamental ability to understand documents. The effectiveness of the pre-training tasks was specifically validated through multiple UI image downstream tasks, such as image classification and ui component recognition.

3.1.3 Vision-Language Adapter

MobileFlow introduces a Vision-Language Adapter designed to compress image features and fuse output features from multiple visual encoders. The adapter consists of the cross-attention mechanism and the MLP module. The cross-attention module employs a set of trainable vectors as query vectors, with image features from the visual encoders serving as key vectors, to condense each set of visual encoder features into a fixed length of 256. The MLP module integrates the features from parallel visual perception modules, projecting the visual features into the semantic space

of the large language model with a minimal number of parameters. This configuration allows the model to flexibly perceive and understand visual modality information.

3.1.4 MoE Expansion

Many practices have shown that if LLMs adopt a Mixture of Experts (MoE) expansion, they can achieve a significant performance improvement while maintaining low inference costs. Most language models in current VLMs use a dense structure; hence, introducing the MoE approach to VLMs is also expected to provide considerable improvement. Generally speaking, there are two main methods of MoE expansion. One is to use random activations of multiple experts (where the routing is learnable, a typical example being Mixtral-8x7B (Jiang et al. [2024])), and the other is a combination of shared expert activations with random expert activations (with shared experts capturing global features, a typical example being DeepSeek-Chat (DeepSeek-AI et al. [2024])). In terms of implementation difficulty, this paper adopts the same method of random activations of multiple experts as Mixtral.

For MoE architecture models, an MoE layer typically contains multiple feedforward networks (FFNs). To leverage the visual understanding and dialogue question-answering capabilities learned during multi-stage training by Qwen-VL-Chat, MobileFlow adopts the method of directly duplicating the original MLP for expansion. Each MoE layer obtained after expansion includes 4 identical MLPs as initial experts. Multiple studies have shown that using trained MLPs as initial experts leads to quicker and more stable convergence during subsequent training and ultimately better performance compared to randomly initialized experts.

Eventually, we obtained the complete architecture of MobileFlow. Like most VLMs, MobileFlow comprises three major parts: a hybrid visual understanding network made up of multiple visual encoders, a visual-language alignment module, and an LLM that has been expanded with MoE. In actual training and inference, screenshots of GUI pages are fed into the hybrid visual understanding network to extract both global and fine-grained local visual features from the GUI pages simultaneously. Visual tokens, after passing through the alignment module and being concatenated with text tokens, are jointly provided as input to the LLM. The text tokens include not only the user’s inputs but also OCR (Optical Character Recognition) textual information and BBOX (Bounding BOX) information from the GUI pages.

3.2 Training Formulation

3.2.1 GUI Alignment

Typically, for large multimodal models, there are two phases of training required. The first phase is the visual-language alignment pre-training phase, during which the model learns the inherent connection between visual and textual information, allowing it to produce appropriate textual responses given an image. The second phase is the instruction fine-tuning phase, in which the model learns to follow human instructions to complete higher-level tasks such as visual question answering, visual reasoning, and multi-turn dialogue. Qwen-VL-Chat, utilizing a vast amount of training data, has undergone these two phases of training and achieved commendable performance in image-text tasks. With the outstanding ability of multilingual image understanding, which is inherited from Qwen-VL-Chat, MobileFlow does not need to undergo large-scale visual-language alignment pre-training again but rather requires lightweight GUI visual language alignment training and GUI instruction fine-tuning training to obtain good GUI Agent capabilities.

Here, the lightweight GUI visual language alignment stage includes four types of training tasks:

- **GUI Grounding Task:** The purpose of this task is to help the model establish connections between text and specific areas in an image. Given that app pages typically contain rich textual information and various UI designs, incorporating this type of task can enhance the model’s spatial understanding of the page.
- **GUI Referring Task:** Given specific bounding boxes or spatial references in text descriptions (such as upper left, lower right, etc.) or number references (first, last, third on the right, etc.), the model is required to output textual information at those positions. The model can understand the content referred to by the text and

identify and locate the referent object in the image, which is crucial for a GUI Agent since many users' actual intentions often include references.

- **UI Image Question Answering Task:** Here, we use the open-source ScreenQa dataset[28] to familiarize the model with and understand mobile GUI interfaces, transferring its foundational VQA capabilities to GUI-styled page content. The ScreenQa dataset contains a diverse range of VQA types, including both the extraction of page information and the inference of page content.
- **Image Description Task with Object Location:** MobileFlow is required to describe the image in details with the objects' bounding boxes. This task further reinforces the model's spatial understanding of GUI pages.

3.2.2 GUI Chain-of-Thought

Chain of Thought (CoT) is a highly significant concept in the domain of Large Language Models (LLM), playing a crucial role in solving complex problems. The core idea of CoT is to have the model generate a series of intermediate steps or explanatory statements before delivering the final answer. These steps resemble the human thought process in problem-solving and gradually lead to the derivation of the solution. CoT has already seen wide application in NLP and has inspired many improved approaches. However, in most current multimodal LLMs, models tend to directly output answers without providing the reasoning process or rationale. This approach often falls short in scenarios that require high-level logical reasoning (e.g., in a GUI Agent where continual decision-making, clicking, or swiping is necessary to fulfill user intentions). Therefore, in MobileFlow, we employ the CoT technique in both training and inference of the model. After being modified with CoT, the model shows a noticeable improvement in link accuracy and question-answering accuracy.

MobileFlow adopts a Chain of Thought definition similar to AppAgent, where intent execution tasks consist of four steps:

- **Observation:** In this part, the model is required to describe the contents observed on the GUI page, integrating information about page controls.
- **Reasoning:** The model needs to consider how to operate on the current page to accomplish the given task.
- **Action:** Based on the thinking process, the model is prompted to generate behaviors within the Agent's action space, which could be clicking, swiping, or typing text.
- **Summary:** This step involves summarizing the actions generated and previous behaviors, serving as historical information for the next round of interaction.

The task structure for visual question answering is similar, except that the action step is replaced with generating an answer. Ultimately, the prompt for MobileFlow is as follows:

```
Picture 1: <img> image_path </img>
```

```
Imagine you are a Mobile GUI assistant. Just like a human operating a mobile phone, you can tap and swipe the page, or use the keyboard to type some text, and you can also answer questions.
```

```
Your task is <task> task info </task>.
```

```
The elements on the page are as follows. <list> elements </list>
```

```
Your historical moves to advance this mission are summarized below. <history> ...
```

```
<history>
```

```
Based on your task, historical actions, and the current page information, you need to think and generate actions that can advance the task. You should respond in the
```


following format:

<observation>: Based on control information, describe the contents observed on the page.

<Reasoning>: To accomplish the task, contemplate what action should be generated next.

<Action>: A feasible action to accomplish the task, which could be a click, swipe, or input text. When you determine that the task is completed, you may also output "Finish".

<Summary>: Assuming the next action has been executed, summarizing in two or three sentences in conjunction with the history of actions performed thus far, without including any potential future actions or specific coordinates of controls.

4 Experiments

In this section, we begin by presenting the dataset employed for both training and testing, highlighting its enhanced compatibility with our business applications. Subsequently, we delve into the specifics of our training regimen, the environment setup, and the intricate details of our state-of-the-art algorithm implementations. We then proceed to unveil the qualitative and quantitative outcomes for the action prediction and visual question answering tasks, complemented by an ablation study that underscores the significance of our technical contributions.

4.1 Deployment Details

Dataset To fully train the MobileFlow pipeline, we have specifically trained two models: UI Encoder for user-interface understanding and Qwen-vl-chat for token prediction.

For the training of UI Encoder, we meticulously curated and cleaned a dataset of 100K manually labeled instances that are directly relevant to our current business domains. This dataset was then used to fine-tune UI Encoder

For the multimodal alignment, we employed a blend of the RefCoCo[29], ScreenQa[28], Flickr30K[9] and in-house UI datasets. Subsequently, for supervised fine-tuning, we utilized 70k manually labeled business-specific data. These data were collected across 10 distinct business sectors, such as food delivery applications, medical service platforms, insurance applications, financial applications, and more. In constructing these data, we concurrently devised a comprehensive action space, details of which can be found in Appendix A.

Training and Evaluation details During the training of UI Encoder, we conducted fine-tuning on our 100K labeled business dataset over a span of 2 epochs. For the supervised fine-tuning phase of Qwen-vl-chat, after closely monitoring the loss function outcomes, we determined that training it for 2 epochs with a learning rate of yielded the optimal performance.

For the evaluation phase, we employed MobileAgent, making necessary adjustments to the data format and interface to ensure compatibility with our test data, all the while keeping the model parameters intact. Additionally, we directly utilized the GPT-4v interface for token prediction on our test data.

All experiments were conducted on a robust setup of 8 GPUs (Nvidia A100).

4.2 Metrics

In prior research, MobileAgent introduced a set of metrics that were effective for discrete counting with a limited number of samples—specifically, the paper referenced a case with just 10 samples. However, when scaling up to larger test datasets, these metrics fail to accurately reflect the capabilities of the proposed Large Language Model (LLM) agent. Additionally, in response to the observed issue of endpoint determination, we introduced the Endpoint Determination Rate (EDR) as a new metric to identify this problem. Endpoint determination refers to the scenario where a large

language model agent does not conclude its task on the final user interface page and instead continues to generate incorrect instructions.

Furthermore, we have adopted the Whole Task Success Rate (WTSR) and Step Success Rate (SSR), metrics mentioned in previous studies, to assess the accuracy of both single-step and multi-step predictions. To elaborate, we present our metrics as follows:

Whole Task Success Rate(WTSR) The Whole Task Success Rate (WTSR) is a metric that measures the proportion of instances where the Large Language Model (LLM) agent can successfully predict every step within a single task across the entire dataset. This metric serves as an indicator of the LLM-agent’s capability to handle tasks of varying complexities. It provides a comprehensive assessment of the agent’s performance, reflecting its ability to navigate through the full scope of a task from beginning to end successfully.

$$WTSR = \frac{\#SuccessIntentions}{\#AllIntentions - \#TimeOut} \quad (1)$$

Step Success Rate(SSR) Given a specific intention, the Step Success Rate (SSR) measures the frequency at which the Large Language Model (LLM) agent can accurately predict each individual step within all multi-step tasks. This metric evaluates the agent’s precision in executing and forecasting each stage of a task, regardless of the overall task’s success. SSR is particularly useful for understanding the agent’s performance on individual components of complex tasks, offering insights into its ability to manage sequential decision-making processes effectively.

$$SSR = \frac{\#SuccessSteps}{\#AllSteps} \quad (2)$$

Endpoint Determination Rate(EDR) The Endpoint Determination Rate (EDR) is a metric that quantifies the proportion of tasks that the Large Language Model (LLM) agent successfully concludes on the final page of the entire dataset. This rate is crucial for assessing the agent’s ability to recognize when a task has reached its endpoint and to terminate its operations appropriately. A high EDR indicates that the agent is adept at identifying the conclusion of tasks and avoiding the generation of unnecessary or incorrect instructions beyond the task’s endpoint.

$$EDR = \frac{\#SuccessTerminalIntentions}{\#AllIntentions - \#TimeOut} \quad (3)$$

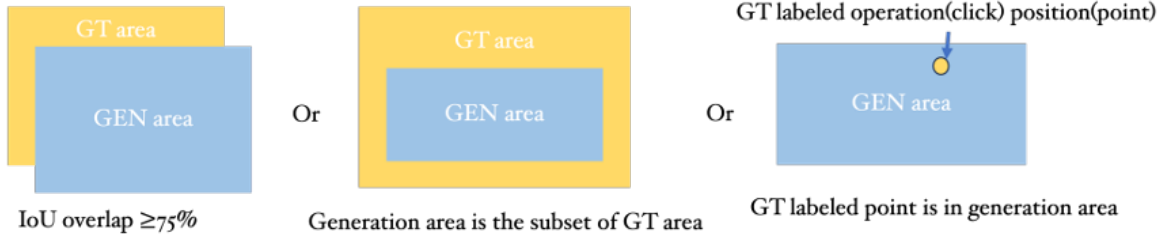
However, determining the correctness of a prediction is not always a clear-cut or binary decision. To address this, our proposed metrics employ a combination of methods: matching the predicted action type and calculating the Intersection over Union (IoU) of the coordinate areas to assign a true or false label to each prediction. This approach allows for a more nuanced evaluation that accounts for the complexity of the tasks and the subtleties of the predictions made by the LLM-agent. Specifically, we illustrate all the matching cases in Fig.5, providing a visual representation of how these metrics are applied to assess the accuracy of predictions.

4.3 Quantitative Results

To thoroughly assess the capabilities of our newly proposed method, we conducted a comparative analysis of MobileFlow against other leading Large Language Model (LLM)-based terminal agent algorithms, including MobileAgent and GPT-4v, in the context of mobile application strategy generation across various business domains.

For our quantitative assessment, we aimed to scrutinize the performance of MobileFlow across different business sectors. To this end, we segmented the entire testing dataset into six distinct business categories: Food Delivery Apps, Food Walk-in Apps, Insurance Apps, Medical Service Apps, Fund Selection Apps, and Gaming Apps. Furthermore, to gauge MobileFlow’s proficiency in managing tasks of varying complexities, we categorized all tasks into three levels of operational complexity: long chain tasks (those comprising more than 8 steps), middle chain tasks (those

Positive Samples



Negative Samples

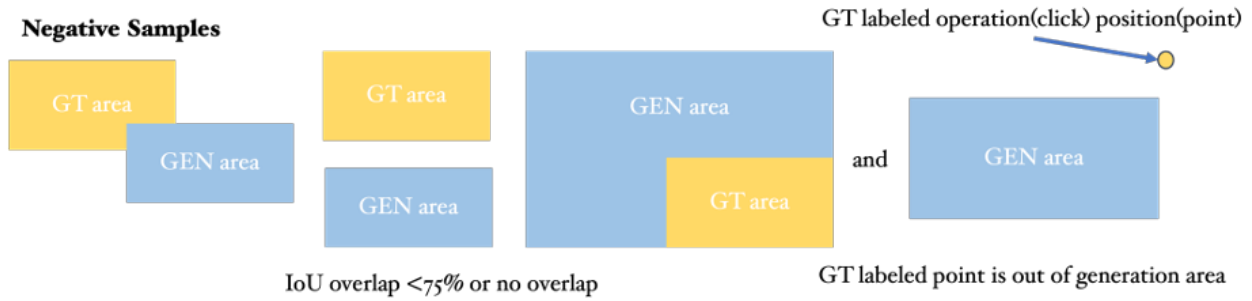


Figure 5: Matching cases for positive and negative samples.

Table 1: Quantitative Results of MobileFlow in 6 business areas and 3 complexity of tasks

Complexity	Metrics	Food Delivery	Food Walkin	Medical Service	Fund Select	Insurance	Gaming	All
Long Chain Tasks	WTSR	0.2353	0.1765	0.1875	0.2857	-	-	0.2213
	SSR	0.8282	0.7665	0.8163	0.5652	-	-	0.7441
	EDR	0.1429	0.14	0.1574	0.1038	-	-	0.1360
Middle Chain Tasks	WTSR	0.7691	0.3999	0.5554	0.2308	0.2	-	0.4310
	SSR	0.9634	0.9032	0.8947	0.5652	0.7547	-	0.8162
	EDR	0.3241	0.423	0.1739	0.1796	0.1875	-	0.2576
Short Chain Tasks	WTSR	-	0.9995	-	0.4154	0.7999	0.6363	0.7128
	SSR	-	0.9997	-	0.4386	0.8332	0.7199	0.7479
	EDR	-	0.25	-	0.2015	0.2890	0.2047	0.2363
Average	WTSR	0.4667	0.2917	0.3333	0.3810	0.3333	0.6363	0.4071
	SSR	0.8735	0.7921	0.8341	0.5353	0.6136	0.7199	0.7280
	EDR	0.3	0.2083	0.2593	0.1807	0.2450	0.2047	0.2330

with more than 4 steps but no more than 8 steps), and short chain tasks (those with 4 steps or fewer). The comparative results are presented in Tab.1, offering a detailed view of MobileFlow’s performance metrics in comparison to existing state-of-the-art solutions.

Based on the data presented in Tab.1, several key observations can be made. The performance across different business sectors varies significantly, which may be attributed to the differing distributions of task step lengths, or complexities, within each area. Additionally, there is a clear trend indicating that as task complexity increases, the performance of the evaluation metrics tends to degrade, a phenomenon that aligns with human cognitive patterns.

Regarding the Endpoint Determination Rate (EDR), the initial quantitative results may appear to be on the lower side. However, it is important to understand that EDR is intrinsically linked to the Whole Task Success Rate (WTSR). A task must be both successfully executed through all its steps and correctly terminated for the endpoint determination to register it as a positive sample. Consequently, it is theoretically expected that EDR should be lower than WTSR. Our observations confirm this relationship, with tasks that WTSR identifies as successfully predicted also tending to have a higher EDR. This is particularly evident in the Medical Service App scenario, where all tasks that were successfully predicted were also properly terminated.

Furthermore, we conducted a comparative analysis of our proposed MobileFlow against the current state-of-the-art algorithms. The comparative results are detailed in Tab.2, offering insights into how MobileFlow stacks up against existing leading solutions in the field.

Table 2: Comparison with current SOTA LLM-agent on action prediction task

Method	Metrics	Food Delivery	Food Walkin	Medical Service	Fund Select	Insurance	Gaming	All
GPT-4v	WTSR	0.1833	0.1876	0.1138	0.1428	0.2021	0.4132	0.2071
	SSR	0.5716	0.4647	0.3571	0.4857	0.5012	0.6613	0.5069
Qwen-VL-Max	WTSR	0.3650	0.2562	0.1643	0.2875	0.3076	0.5832	0.3273
	SSR	0.7338	0.7075	0.6962	0.5112	0.2425	0.7763	0.6113
MobileFlow	WTSR	0.4667	0.2917	0.3333	0.3810	0.3333	0.6363	0.4071
	SSR	0.8735	0.7921	0.8341	0.5353	0.6136	0.7199	0.7280

Upon analyzing the comparative results with the state-of-the-art Large Language Model (LLM) agents, it is evident that MobileFlow demonstrates superior quantitative performance across various business sectors. Our experimental observations indicate that MobileAgent delivers optimal outcomes when faced with complex tasks. Furthermore, although the LLM integrated into MobileFlow is considerably smaller in size compared to Qwen-vl-max, the data presented in Tab.2 reveal that these two methodologies can yield competitive results relative to one another. This suggests that MobileFlow, even with a smaller LLM, can achieve enhanced outcomes post-supervised fine-tuning. The competitive results underscore the effectiveness of MobileFlow’s approach and its potential to outperform or at least rival larger models, highlighting the efficiency and robustness of our proposed method.

For the visual-question-answering tasks, the results are presented in the subsequent Tab.3. This table provides a detailed analysis of how MobileFlow and other state-of-the-art LLM-agents perform on tasks that require understanding both visual and textual information to generate accurate responses. The data in Table 3 will offer insights into the effectiveness of each method in handling the complexities of visual-question-answering, including the precision of answers and the ability to correctly interpret and respond to the questions posed alongside visual stimuli.

Table 3: Comparison with SOTA LLM-agent on VQA task

Method	Recall	Accuracy	F-score
GPT-4v	0.6835	0.6228	0.6521
Qwen-VL-Max	0.7478	0.7064	0.7268
MobileFlow	0.7478	0.7253	0.7363

Our MobileFlow has demonstrated robust visual-question-answering (VQA) capabilities, particularly after undergoing supervised fine-tuning with our specific business data. Remarkably, it holds its ground even when compared to larger language models like Qwen-vl-max. This achievement underscores the effectiveness of our fine-tuning process and the adaptability of MobileFlow to perform well in VQA tasks, despite having a smaller model size.

4.4 Ablation Study

The Effectiveness of MoE structure Based on the data from Tab.4, the newly proposed architecture of ViT (Vision Transformer) with MoE (Mixture of Experts) in MobileFlow has achieved significant improvements over the conventional ViT plus dense Large Language Model (LLM) structure. Specifically, there is an 4.49% enhancement in Whole Task Success Rate (WTSR) and a notable 8.17% increase in Step Success Rate (SSR). These results underscore the effectiveness of the MoE components in enhancing the performance of MobileFlow, highlighting the benefits of this innovative model structure for complex task execution and prediction accuracy.

The Effectiveness of the UI encoder We compared the performance of MobileFlow before and after the inclusion of the UI Encoder. Experimental results indicate that incorporating the UI Encoder as a visual branch into the MobileFlow architecture resulted in a 6.96% improvement in the WTSR metric and a 4.47% improvement in the SSR metric. This

Table 4: Effectiveness of the MoE structure

Model	WTSR	SSR
ViT(448px) + Dense	0.2926	0.6016
ViT(448px) + MoE	0.3375	0.6833

further underscores the importance of supplementing UI visual information for the final decision-making in MobileFlow.

Table 5: Effectiveness of the UI encoder

Model	WTSR	SSR
ViT(448px) + MoE	0.3375	0.6833
ViT(448px) + UI Encoder + MoE	0.4071	0.7280

5 Applications

5.1 Software Testing

Software testing is an ideal scenario for MobileFlow. First of all, software testing requires significant amount of work to complete. Based on internal survey, software testing in average takes 150% longer compare to development in time. In practice, testing account status, testing data, pop-ups, algo driven UI displays, a/b tests may create UI route noises in traditional automation executions, causing false alarms. The success rate is usually low. Automation script frequently require updates to be compatible to thses noise in UI routes.

MobileFlow solves this issue from three aspects:

- Replacing test automation script by natual language reduces the complexity of testing system and programming skill prerequisite for testing engineers.
- Natual language has good capacity to deal with UI noises, and sometimes can be compatible to testing account/data differences.
- Some alarms can be automatically analyzed and closed by VAQ task.

5.2 Advertisement Preview And Audit

Advertisement contains multimedia contents and requires muti-step interactions to trigger. This cause manual and traditional automation are costly to execute and unstable in success rate.

In this scenario, MobileFlow can serve from both advertiser and advertising platform perspectives.

- Advertiser: Trigger ads, preview the ads as expected.
- Advertising platform: Monitoring ads trigger stragegy and interaction logic, audit ads content to prevent improper content to display.

5.3 E-Commerce Operation And Monitoring

Most of small merchants in China have their E-Commerce business and they are operated on different platforms, such as Taobao store, Jingdong store, PDD store, Alipay mini app, WeChat mini app, Tiktok shop, Meituan shop, RED shop, etc. Daily marketing and operation are a burden for business owners, and small mistakes may cause big loss, even lead to bankruptcy.

A small tool based on MobileFlow is developed for small merchants to perform the following tasks:

- Inspecting price discrepancies cross platforms, usually caused by mistakes in coupon/discount setup.
- Inspecting price discrepancies cross dates, usually caused by platform level marketing event.
- Monitoring competitive stores marketing events and follow-up.

6 Conclusion

In this paper, we present MobileFlow, a GUI Agent that leverages a multimodal large model and incorporates a suite of optimization techniques. MobileFlow has been designed to navigate a diverse array of intricate scenarios and business domains with proficiency. It has demonstrated its capabilities in practical applications across various sectors, including dining, healthcare, logistics, and beyond, showcasing its versatility and effectiveness.

As with many pioneering agents in the industry, MobileFlow marks an important initial step in the evolution of GUI Agents. However, MobileFlow, like its contemporaries, still faces certain limitations. It is susceptible to hallucinations, which can lead to incorrect interpretations of the GUI, and currently, it struggles with handling multiple images simultaneously. These challenges are areas for future optimization. Besides, MobileFlow’s current applications are predominantly focused on mobile apps, the future holds the promise of expansion. There is significant potential for MobileFlow to extend its reach to a variety of other devices, such as computers. In this broader context, MobileFlow could evolve into an exceptionally reliable and user-friendly intelligent assistant. It could assist humans in addressing a wide spectrum of everyday challenges, enhancing user experience, and providing valuable support across different platforms and environments.

The journey of MobileFlow, from its current state to its future potential, underscores the dynamic and rapidly evolving nature of AI and its applications. As research progresses and technology advances, MobileFlow and other similar agents are poised to become increasingly integral to our daily lives, offering innovative solutions and transforming the way we interact with digital interfaces.

A Action Space

A GUI Agent requires ongoing interaction with the Graphical User Interface (GUI) to accomplish tasks set forth by human. An interaction can be interpreted as either a singular action or an amalgamation of multiple actions. Hence, the judicious design of the action space is crucial for enhancing the effect of a GUI Agent. An overly simplistic action space could limit the variety of tasks that the GUI Agent is capable of executing. Thus, it becomes imperative to devise an elaborate action space capable of encompassing the majority of tasks within mobile GUI contexts. As illustrated in Tab.6, based on actual usage requirements, we have designed a total of 8 actions and provided detailed explanations for each.

Table 6: Action Space

Action	Parameters	Explanation
Click	Position	Click at a specified location
Long Press	Position	Long press at a specified location
Input	Text	Input the text at the current cursor position
Scroll	Position List	Slide along a list of positions
Drag	Position List	Long press, then slide along a list of positions
Wait	Time	Wait without performing any actions
Task Finish	-	Upon completion of the current task, the agent ceases operation

B More Samples

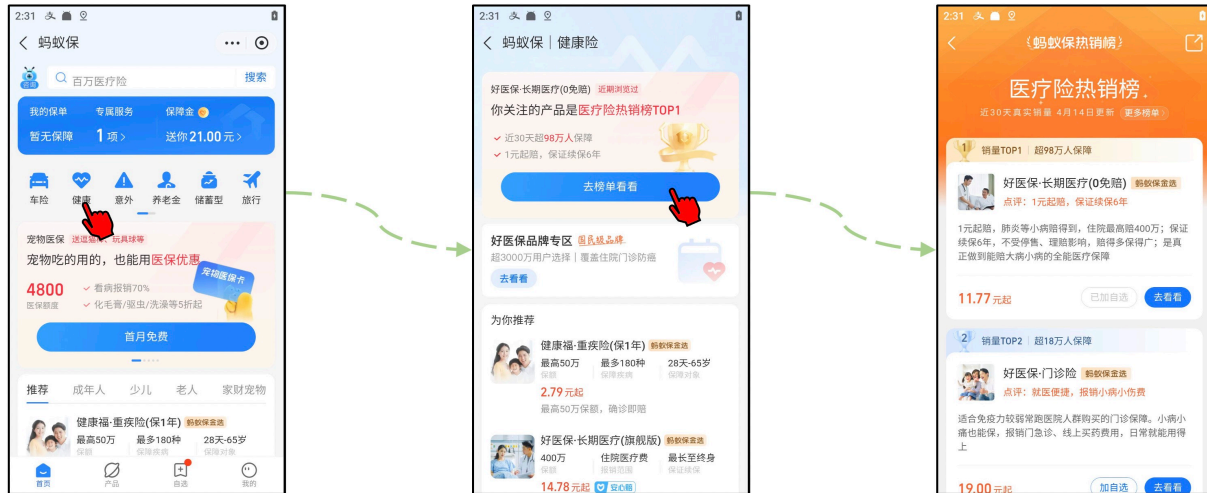


Figure 6: User's instruction: Check out the top health insurance lists.

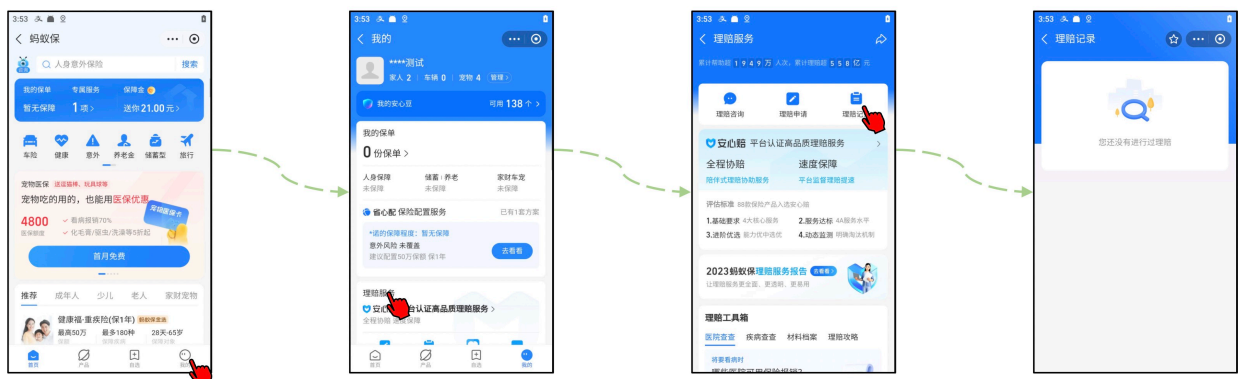


Figure 7: User's instruction: Check my claim records.



Figure 8: User's instruction: Please make an appointment for the gastroenterology clinic on April 14th. Choose Wuhou Hospital of Sichuan Modern Hospital.

References

- Zhe Chen, Jiannan Wu, Wenhai Wang, Weijie Su, Guo Chen, Sen Xing, Muyan Zhong, Qinglong Zhang, Xizhou Zhu, Lewei Lu, Bin Li, Ping Luo, Tong Lu, Yu Qiao, and Jifeng Dai. Internvl: Scaling up vision foundation models and aligning for generic visual-linguistic tasks, 2024. URL <https://arxiv.org/abs/2312.14238>.
- Haotian Liu, Chunyuan Li, Yuheng Li, and Yong Jae Lee. Improved baselines with visual instruction tuning, 2024. URL <https://arxiv.org/abs/2310.03744>.
- Haotian Liu, Chunyuan Li, Qingyang Wu, and Yong Jae Lee. Visual instruction tuning, 2023. URL <https://arxiv.org/abs/2304.08485>.
- Deyao Zhu, Jun Chen, Xiaoqian Shen, Xiang Li, and Mohamed Elhoseiny. Minigt-4: Enhancing vision-language understanding with advanced large language models, 2023. URL <https://arxiv.org/abs/2304.10592>.
- Chi Zhang, Zhao Yang, Jiaxuan Liu, Yucheng Han, Xin Chen, Zebiao Huang, Bin Fu, and Gang Yu. Appagent: Multimodal agents as smartphone users, 2023. URL <https://arxiv.org/abs/2312.13771>.
- Wenyi Hong, Weihai Wang, Qingsong Lv, Jiazheng Xu, Wenmeng Yu, Junhui Ji, Yan Wang, Zihan Wang, Yuxuan Zhang, Juanzi Li, Bin Xu, Yuxiao Dong, Ming Ding, and Jie Tang. Cogagent: A visual language model for gui agents, 2023. URL <https://arxiv.org/abs/2312.08914>.
- Junyang Wang, Haiyang Xu, Jiabo Ye, Ming Yan, Weizhou Shen, Ji Zhang, Fei Huang, and Jitao Sang. Mobile-agent: Autonomous multi-modal mobile device agent with visual perception, 2024a. URL <https://arxiv.org/abs/2401.16158>.
- Bryan A. Plummer, Liwei Wang, Chris M. Cervantes, Juan C. Caicedo, Julia Hockenmaier, and Svetlana Lazebnik. Flickr30k entities: Collecting region-to-phrase correspondences for richer image-to-sentence models, 2016. URL <https://arxiv.org/abs/1505.04870>.
- Alexey Dosovitskiy, Lucas Beyer, Alexander Kolesnikov, Dirk Weissenborn, Xiaohua Zhai, Thomas Unterthiner, Mostafa Dehghani, Matthias Minderer, Georg Heigold, Sylvain Gelly, Jakob Uszkoreit, and Neil Houlsby. An image is worth 16x16 words: Transformers for image recognition at scale, 2021. URL <https://arxiv.org/abs/2010.11929>.
- Junnan Li, Dongxu Li, Silvio Savarese, and Steven Hoi. Blip-2: Bootstrapping language-image pre-training with frozen image encoders and large language models, 2023. URL <https://arxiv.org/abs/2301.12597>.
- Jinze Bai, Shuai Bai, Shusheng Yang, Shijie Wang, Sinan Tan, Peng Wang, Junyang Lin, Chang Zhou, and Jingren Zhou. Qwen-vl: A versatile vision-language model for understanding, localization, text reading, and beyond, 2023. URL <https://arxiv.org/abs/2308.12966>.
- Ming Ding, Zhuoyi Yang, Wenyi Hong, Wendi Zheng, Chang Zhou, Da Yin, Junyang Lin, Xu Zou, Zhou Shao, Hongxia Yang, and Jie Tang. Cogview: Mastering text-to-image generation via transformers, 2021. URL <https://arxiv.org/abs/2105.13290>.
- Rohan Bavishi, Erich Elsen, Curtis Hawthorne, Maxwell Nye, Augustus Odena, Arushi Somani, and Sağnak Taşlılar. Introducing our multimodal models, 2023. URL <https://www.adept.ai/blog/fuyu-8b>.
- Chameleon Team. Chameleon: Mixed-modal early-fusion foundation models, 2024. URL <https://arxiv.org/abs/2405.09818>.
- Weihai Wang, Qingsong Lv, Wenmeng Yu, Wenyi Hong, Ji Qi, Yan Wang, Junhui Ji, Zhuoyi Yang, Lei Zhao, Xixuan Song, Jiazheng Xu, Bin Xu, Juanzi Li, Yuxiao Dong, Ming Ding, and Jie Tang. Cogvlm: Visual expert for pretrained language models, 2024b. URL <https://arxiv.org/abs/2311.03079>.
- Keen You, Haotian Zhang, Eldon Schoop, Floris Weers, Amanda Swearngin, Jeffrey Nichols, Yinfei Yang, and Zhe Gan. Ferret-ui: Grounded mobile ui understanding with multimodal llms, 2024. URL <https://arxiv.org/abs/2404.05719>.

Haoxuan You, Haotian Zhang, Zhe Gan, Xianzhi Du, Bowen Zhang, Zirui Wang, Liangliang Cao, Shih-Fu Chang, and Yinfei Yang. Ferret: Refer and ground anything anywhere at any granularity, 2023. URL <https://arxiv.org/abs/2310.07704>.

Alec Radford, Jong Wook Kim, Chris Hallacy, Aditya Ramesh, Gabriel Goh, Sandhini Agarwal, Girish Sastry, Amanda Askell, Pamela Mishkin, Jack Clark, Gretchen Krueger, and Ilya Sutskever. Learning transferable visual models from natural language supervision, 2021. URL <https://arxiv.org/abs/2103.00020>.

Xiaohua Zhai, Basil Mustafa, Alexander Kolesnikov, and Lucas Beyer. Sigmoid loss for language image pre-training, 2023. URL <https://arxiv.org/abs/2303.15343>.

Maxime Oquab, Timothée Darcet, Théo Moutakanni, Huy Vo, Marc Szafraniec, Vasil Khalidov, Pierre Fernandez, Daniel Haziza, Francisco Massa, Alaaeldin El-Nouby, Mahmoud Assran, Nicolas Ballas, Wojciech Galuba, Russell Howes, Po-Yao Huang, Shang-Wen Li, Ishan Misra, Michael Rabbat, Vasu Sharma, Gabriel Synnaeve, Hu Xu, Hervé Jegou, Julien Mairal, Patrick Labatut, Armand Joulin, and Piotr Bojanowski. Dinov2: Learning robust visual features without supervision, 2024. URL <https://arxiv.org/abs/2304.07193>.

DeepSeek-AI, :, Xiao Bi, Deli Chen, Guanting Chen, Shanhuang Chen, Damai Dai, Chengqi Deng, Honghui Ding, Kai Dong, Qiushi Du, Zhe Fu, Huazuo Gao, Kaige Gao, Wenjun Gao, Ruiqi Ge, Kang Guan, Daya Guo, Jianzhong Guo, Guangbo Hao, Zhewen Hao, Ying He, Wenjie Hu, Panpan Huang, Erhang Li, Guowei Li, Jiashi Li, Yao Li, Y. K. Li, Wenfeng Liang, Fangyun Lin, A. X. Liu, Bo Liu, Wen Liu, Xiaodong Liu, Xin Liu, Yiyuan Liu, Haoyu Lu, Shanghao Lu, Fuli Luo, Shirong Ma, Xiaotao Nie, Tian Pei, Yishi Piao, Junjie Qiu, Hui Qu, Tongzheng Ren, Zehui Ren, Chong Ruan, Zhangli Sha, Zhihong Shao, Junxiao Song, Xuecheng Su, Jingxiang Sun, Yaofeng Sun, Minghui Tang, Bingxuan Wang, Peiyi Wang, Shiyu Wang, Yaohui Wang, Yongji Wang, Tong Wu, Y. Wu, Xin Xie, Zhenda Xie, Ziwei Xie, Yiliang Xiong, Hanwei Xu, R. X. Xu, Yanhong Xu, Dejian Yang, Yuxiang You, Shuiping Yu, Xingkai Yu, B. Zhang, Haowei Zhang, Lecong Zhang, Liyue Zhang, Mingchuan Zhang, Minghua Zhang, Wentao Zhang, Yichao Zhang, Chenggang Zhao, Yao Zhao, Shangyan Zhou, Shunfeng Zhou, Qihao Zhu, and Yuheng Zou. Deepseek llm: Scaling open-source language models with longtermism, 2024. URL <https://arxiv.org/abs/2401.02954>.

Yupan Huang, Tengchao Lv, Lei Cui, Yutong Lu, and Furu Wei. Layoutlmv3: Pre-training for document ai with unified text and image masking, 2022. URL <https://arxiv.org/abs/2204.08387>.

Jacob Devlin, Ming-Wei Chang, Kenton Lee, and Kristina Toutanova. Bert: Pre-training of deep bidirectional transformers for language understanding, 2019. URL <https://arxiv.org/abs/1810.04805>.

Hangbo Bao, Li Dong, Songhao Piao, and Furu Wei. Beit: Bert pre-training of image transformers, 2022. URL <https://arxiv.org/abs/2106.08254>.

Albert Q. Jiang, Alexandre Sablayrolles, Antoine Roux, Arthur Mensch, Blanche Savary, Chris Bamford, Devendra Singh Chaplot, Diego de las Casas, Emma Bou Hanna, Florian Bressand, Gianna Lengyel, Guillaume Bour, Guillaume Lample, L  lio Renard Lavaud, Lucile Saulnier, Marie-Anne Lachaux, Pierre Stock, Sandeep Subramanian, Sophia Yang, Szymon Antoniak, Teven Le Scao, Th  ophile Gervet, Thibaut Lavril, Thomas Wang, Timoth  e Lacroix, and William El Sayed. Mixtral of experts, 2024. URL <https://arxiv.org/abs/2401.04088>.