

Fine-Tuning with Divergent Chains of Thought Boosts Reasoning Through Self-Correction in Language Models

Haritz Puerto¹, Tilek Chubakov¹

Xiaodan Zhu², Harish Tayyar Madabushi³, Iryna Gurevych¹

¹Ubiquitous Knowledge Processing Lab (UKP Lab),

TU Darmstadt and Hessian Center for AI (hessian.AI), Germany

²Dept. of ECE & Ingenuity Labs Research Institute, Queen’s University, Canada

³University of Bath, UK

<https://www.ukp.tu-darmstadt.de>

Abstract

Requiring a Large Language Model to generate intermediary reasoning steps has been shown to be an effective way of boosting performance. In fact, it has been found that instruction tuning on these intermediary reasoning steps improves model performance. In this work, we present a novel method of further improving performance by requiring models to compare multiple reasoning chains before generating a solution in a single inference step. We call this method *Divergent CoT* (DCoT). We find that instruction tuning on DCoT datasets boosts the performance of even smaller, and therefore more accessible, LLMs. Through a rigorous set of experiments spanning a wide range of tasks that require various reasoning types, we show that fine-tuning on DCoT consistently improves performance over the CoT baseline across model families and scales (1.3B to 70B). Through a combination of empirical and manual evaluation, we additionally show that these performance gains stem from models generating multiple *divergent* reasoning chains in a single inference step, indicative of the enabling of *self-correction* in language models. Our code and data are publicly available.¹

1 Introduction and Motivation

Chain of Thought (CoT; Wei et al. 2022), the prompting method to generate intermediate reasoning steps to answer a question, is recognized as a simple yet effective mechanism for improving the performance of large language models (LLMs). Given that requiring models to generate intermediary steps improves performance, it stands to reason that requiring models to simultaneously generate multiple chains could further improve performance. Prior work exploring this idea includes that by Wang et al. (2023), wherein they generate multiple CoTs and ensemble them with a voting mechanism. However, this and similar extensions (also

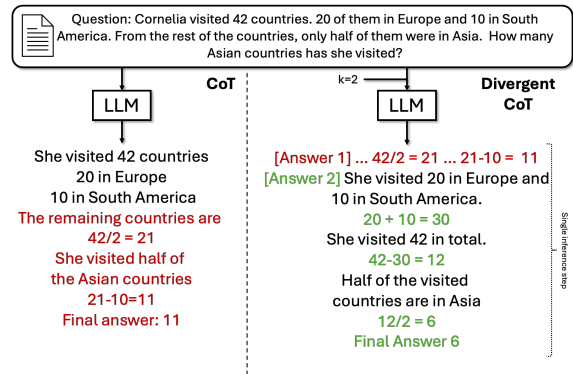


Figure 1: Divergent CoT ($k = 2$) generates k CoTs in a single inference step and selects the correct answer.

see Section 2) do not use multiple inference chains *simultaneously*, and so the models do not have access to the different possible reasoning chains in a single inference step.

We present a novel mechanism that allows an LLM to compare multiple reasoning chains in a *single inference step*, leading to improved performance. We call this method Divergent Chain of Thought (DCoT). This method is inspired by the psychological theory of *Divergent and Convergent Thinking*, which posits that problem solving involves two distinct phases: divergent thinking, where many ideas are generated and explored, followed by convergent thinking, which involves considering these different ideas to arrive at a single solution or response (Guilford, 1967).

Unfortunately, the added complexity of generating multiple chains of thought (divergence) before selecting a single solution (convergence) makes this process too complex for most LLMs to perform using prompting alone. Our experiments show that the errors that are a result of the added complexity of this method almost completely offset the gains it might provide even in the most powerful current generation models, including GPT-4o. However, given that instruction fine-tuning, which involves fine-tuning on datasets consisting of task require-

¹<https://github.com/UKPLab/arxiv2024-divergent-cot>

ments and associated solutions, improves performance on those tasks, we hypothesize that similar instruction tuning on this complex divergent CoT is likely to enable not only large models but also smaller models to perform better. This hypothesis is further supported by previous results showing that the addition of CoTs into the instruction tuning data allows the model to better learn to use CoTs in generating outputs (Chung et al., 2024; Kim et al., 2023). As such, this work focuses on boosting the performance of LLMs, including small-scale, more easily accessible LLMs, by inducing them to generate accurate and effective DCoTs through instruction fine-tuning.

We demonstrate that fine-tuning using DCoTs improves LLM performance over the CoT baseline by rigorously testing on a range of tasks requiring different types of reasoning across model families and scales (1.3B to 70B). Moreover, we show that DCoT fine-tuning provides the additional benefit of allowing LLMs to improve their first answer without external feedback, which we verify through a manual analysis of the outputs. Additionally, we show that once fine-tuned, DCoT can be further augmented by the same methods that boost CoT, such as self-ensembling (Wei et al., 2022). Independently, performance boosts provided by instruction tuning on DCoT data show that we can encode other non-trivial reasoning methods into LLMs by instruction tuning on appropriate datasets.

The contributions of this work are as follows:

- We introduce *Divergent CoT*, a modification to CoT that generates multiple reasoning chains and selects an answer in a single inference step.
- We show the effectiveness of fine-tuning on DCoT data, through a rigorous set of experiments on a range of LLM families and sizes across multiple multiple reasoning tasks.
- We show DCoT has the side-effect of learning to *self-correct* without external feedback or prompt optimization, which to the best of our knowledge, is the first work to do so.

2 Related Works

In this section, we examine related work from three distinct perspectives: (i) prompting methods that enhance CoT prompting for divergence, (ii) research focused on instruction tuning models using CoTs, and (iii) studies on self-correction.

Divergent Prompting. Many works have shown the benefits of generating diverse CoTs and aggregating them (Wang et al., 2023; Zhang et al., 2024; Yoran et al., 2023; Li et al., 2022; Weng et al., 2023). In particular, Wang et al. (2023) proposed the creation of *self-assembles* of CoTs to improve LLM’s performance, which they call self-consistency. They sample a series of CoTs, select the most repeated answer, and show large performance gains on reasoning tasks. Yoran et al. (2023) extends this work by creating a meta prompt that aggregates the reasoning paths instead of selecting the most common answer. Zhang et al. (2024) propose explicit steps to contrast each CoT and reflect on the final answer. However, none of these works induce LLMs to generate multiple CoTs in the same inference step.

Divergent Fine-Tuning. The success of CoT prompting led to the creation of instruction-tuning datasets with CoTs (Chung et al., 2024). Kim et al. (2023) argue that small LMs perform poorly on CoT on unseen tasks compared to large LMs. Hence, they create an instruction-tuning dataset of CoT to equip small LMs with CoT capabilities. Others suggest distilling CoTs from very large language models (vLLMs) (Hsieh et al., 2023; Li et al., 2023a). Ho et al. (2023) also show the benefits of distilling CoTs from these vLLMs and claim that sampling multiple CoTs per question is an effective data augmentation technique that improves the performance of distilled models. However, they do not use this diversity at inference time, and unlike us, their method only generates one CoT per question. Huang et al. (2023) show that vLLMs can improve performance on reasoning tasks by self-training on their own CoT generations from sampling.

Self-Correction. Some initial works suggest that LLMs possess self-correct abilities (Shinn et al., 2024; Madaan et al., 2023; Pan et al., 2023; Kim et al., 2024; Weng et al., 2023; Jiang et al., 2023). However, Huang et al. (2024); Stechly et al. (2024); Tyen et al. (2023) argue that self-correction’s gains stem from the use of external feedback. *Divergent CoT*, on the other hand, exhibits superior performance when generating more than one CoT in a single inference step, using essentially the same prompt, suggesting that DCoT may enable models to self-correct without external supervision or prompt optimization.

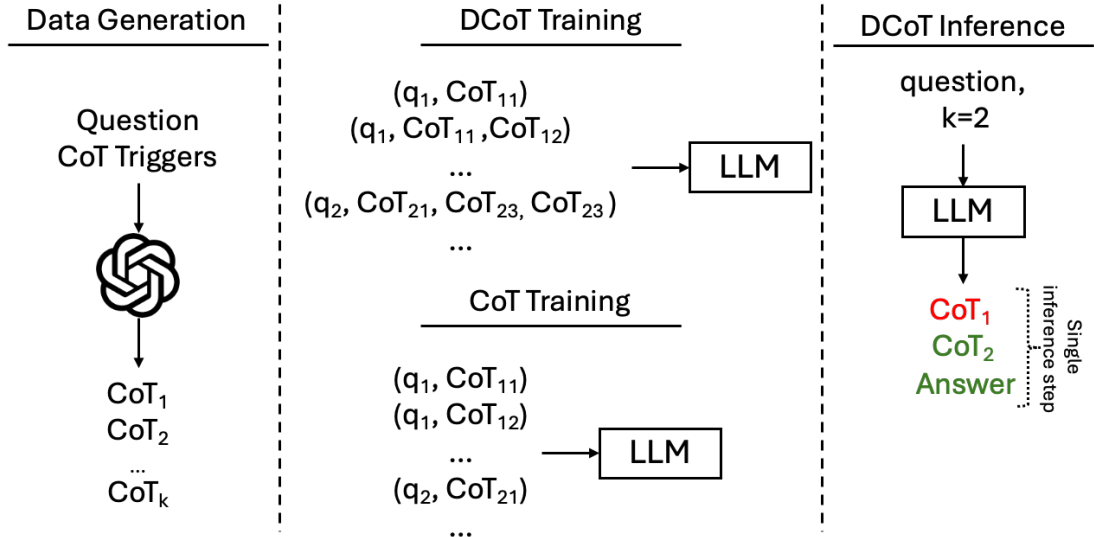


Figure 2: We train on a series of CoTs to make the model learn how to generate multiple CoTs in one inference step.

3 Methods

To analyze the effectiveness of DCoT, we first evaluate the performance of LLMs when prompted to generate multiple chains. However, we focus the majority of our experiments on the effect of instruction tuning on DCoTs, as this allows us to extend the effectiveness of our methods to smaller, more accessible models.

3.1 Prompting

We conducted exploratory experiments to evaluate the effectiveness of DCoT prompting on commercial black-box LLMs. We use prompts to require models to generate multiple CoTs, compare them, and generate an answer, all in a single inference step. We found that smaller LLMs, with fewer than 100B parameters, lacked the capacity to perform this complex task. When prompted, they often generated the same CoT repeatedly. Even when they did generate multiple CoTs, our manual evaluation revealed they failed to effectively select the correct answer from among them. These results are in line with prior results that indicate that these smaller models are also not the most effective in generating CoTs (Kim et al., 2023). While GPT-4o showed more success, the complexity of the task also heightened its tendency to hallucinate. Consequently, we observed no performance boost through prompting alone and thus focused our experiments on instruction tuning using DCoTs, as detailed in subsequent sections. Appendix C reports the prompts we used.

3.2 Fine-Tuning

DCoT. We aim to instruction-tune LLMs to generate a sequence of divergent CoTs before selecting the final answer in a single inference step at inference time. To this end, we devise a DCoT instruction template, where we introduce a set of commands (in brackets) to request the number of CoTs to generate:

Prompt: [Question] Question [Options] Options [Number of answers] k

Response: [Answer 1] CoT₁ [Answer 2] ... [Answer k] CoT _{k} [Final answer] answer

We instruction-tune each of the models we experiment with (Section 3.5) using the above template. We generate DCoT data in the required format using methods described in Section 3.3. For brevity, we refer to instruction-tuned models on DCoT data as DCoT.

CoT (Baseline). So as to establish a comparable baseline, we instruction-tune the same LLMs using the more traditional CoT format. To ensure a fair comparison, we use the same reasoning chains as above. As shown in Figure 2, each data point is composed of a question and a CoT, and a question may appear in more than one data point but with a different CoT. In this way, the model leverages CoT diversity at training time but, unlike in DCoT, it does not do so at inference time. Once again, for brevity, we refer to these models as CoT.

3.3 Dataset Generation

We follow the methods set out by Ott et al. (2023) to create CoTs that we use to create our CoT and DCoT tuning datasets. We use GPT 3.5 turbo in the zero-shot setting with multiple triggers to generate CoTs. Specifically, *CoT Triggers* are prompt suffixes, such as “*Let’s think step by step*” that ‘trigger’ LLMs to generate CoTs. We use the same triggers as in (Ott et al., 2023). For each question, we select four random CoT triggers. We limit the number of CoTs to four to ensure that the targets fit the context window of the LLMs. We restrict the training data to those reasoning chains that lead to correct answers as determined by the labels provided by the corresponding dataset. We report the prompt templates and triggers in Appendix H.

3.4 Fine-Tuning Dataset Creation

Table 1 lists the datasets we use to generate our CoTs and train the models. These datasets were selected following prior works (Wang et al., 2023; Yoran et al., 2023). We have added BoardgameQA (Kazemi et al., 2023) to include logic and ConditionalQA (Sun et al., 2022) to include natural conditional reasoning, both of which are highly complex and a *second thought* can be beneficial to find the answer. With this selection, we cover multiple domains, output spaces, and reasoning abilities. More details are provided in Appendix A.

Dataset	Reasoning Type
ARC (Clark et al., 2018)	High-School Science
BGQA (Kazemi et al., 2023)	Logic
CoinFlip (Wei et al., 2022)	State-tracking
CondQA (CQA; Sun et al. 2022)	Conditional
GSM8K (Cobbe et al., 2021)	Math
HotpotQA (HQA; Yang et al. 2018)	Explicit multi-hop
LLC (Wei et al., 2022)	Symbolic
Quartz (Tafjord et al., 2019)	Relationships
StrategyQA (StrQA; Geva et al. 2021)	Implicit multi-hop

Table 1: Brief description of the training datasets.

3.5 Models

We train a series of models covering the scaling laws and different families. Concretely, we em-

ploy Phi 1.5 (1.3B; Li et al. 2023b), Phi 2 (2.7B; Abdin et al. 2023), LLaMA-2 7B, LLaMA-2 13B (Touvron et al., 2023). For all of our experiments, we select the non-instruction tuned-based models so as to ensure that the comparison between DCoT and CoT is fair. This is because instruction-tuning datasets contain CoT data (Touvron et al., 2023), which would otherwise make the comparison unfair. We also conduct a smaller experiment on LLaMA-2 13B Chat to analyze whether our DCoT instruction-tuning method can be applied to already-instruction-tuned models and on LLaMA-2 70B. We refer the reader to Appendix B for details on the training setup of the models.

3.6 Evaluation

We use the macro average F1 metric for all in-domain classification tasks and the squad-metric (Rajpurkar et al., 2016) for the in-domain span-extraction tasks (i.e., ConditionalQA and HotpotQA). We run our DCoT with $k \in [1, 4]$ and select the best k for each dataset based on the dev set. For LLaMA-2 70B, we only report results on the dev set due to the costs for hyperparameter tuning. Further discussions are provided in Appendix B.

For the out-of-domain evaluation, we select tasks from the three domains on which self-consistency has been shown to improve, namely math, commonsense, and symbolic reasoning (Wang et al., 2023). Specifically, we evaluate on AQUA (math; Ling et al. 2017), SVAMP (math; Patel et al. (2021)), CommonsenseQA (CSQA; Talmor et al. 2019), and Object Counting (symbolic reasoning; Suzgun et al. 2023). We hypothesize that DCoT tuning will improve performance on these tasks.

Lastly, we use Big Bench Hard (Suzgun et al., 2023) as a control experiment to evaluate whether generating multiple CoTs can confuse the models and generate worse performance. We specifically use this benchmark because their authors report that CoT is only beneficial in large enough models; in other words, not using CoT is better for small models. This implies that it is extremely difficult for small models to generate correct CoTs for these tasks, and therefore, generating more than one is even more difficult, so it is reasonable to question whether DCoT can reduce performance.

4 Results and Analysis

In this section, we present results demonstrating the following:

LLM	Method	Avg.	ARC	BGQA	CQA	GSM8K	HQA	LLC	Quartz	StrQA
Phi 1.5	CoT	47.20	48.70	32.39	61.21	34.95	32.56	41.00	72.69	54.08
	DCoT (Ours)	49.39	50.01	38.60	62.48	36.85	34.81	39.00	77.39	55.97
(1.3B)	CoT + SC	46.48	53.81	21.59	63.39	40.33	33.63	32.00	75.11	51.96
	DCoT + SC	49.01	53.24	27.60	65.23	40.18	37.79	31.00	81.08	55.97
Phi 2	CoT	60.85	70.87	39.48	65.13	56.71	52.65	58.00	82.91	61.06
	DCoT	62.60	73.77	47.07	68.61	60.73	55.15	58.00	83.16	54.34
(2.7B)	CoT + SC	61.50	74.36	28.99	68.14	64.97	55.82	55.00	85.20	59.51
	DCoT + SC	65.12	76.06	44.16	70.53	68.08	58.61	66.00	86.09	51.43
LLaMA2	CoT	58.97	61.63	43.13	65.73	28.51	53.88	75.00	79.32	64.59
	DCoT	60.80	62.70	41.91	70.99	29.57	56.26	82.00	81.37	61.64
7B	CoT + SC	62.90	65.98	46.04	69.92	33.97	57.05	81.00	83.28	65.99
	DCoT + SC	61.09	68.53	28.20	71.36	36.01	58.35	83.00	84.05	59.22
LLaMA2	CoT	64.39	71.79	42.63	70.25	42.53	60.23	81.00	84.82	61.85
	DCoT	66.18	71.41	50.21	71.56	44.28	63.52	80.00	83.29	65.16
13B	CoT + SC	66.82	74.82	40.80	72.72	50.27	62.34	80.00	85.84	67.75
	DCoT + SC	68.12	74.89	41.27	72.61	54.51	65.92	86.00	85.07	64.65
LLaMA2	CoT	64.87	70.43	44.39	71.71	42.76	60.83	78.00	84.04	66.78
13B Chat	DCoT	64.62	72.22	40.94	71.59	44.20	63.87	71.00	85.43	67.68
LLaMA2	CoT	66.96	81.69	44.34	73.59	56.00	55.94	76.00	81.99	66.15
70B*	DCoT	68.63	89.04	38.30	69.57	66.00	49.78	82.00	85.99	68.34

Table 2: Comparison of DCoT against CoT on the test sets. *70B results on the dev set.

1. The in-domain effectiveness of DCoT, as measured by its effectiveness on the tasks that we instruction tune on (Section 4.1)
2. The generalisability of DCoT to unseen tasks (Section 4.2)
3. The robustness of DCoT to tasks where CoT is detrimental (Section 4.3)
4. The feasibility of using post-hoc CoT extensions with DCoT (Section 4.4)
5. That DCoT elicits *self-correct* abilities in LLMs (Section 5 and 5.1)

4.1 DCoT is Beneficial on In-Domain Tasks

Overall performance. The first two rows of each model in Table 2 compares DCoT with the CoT baseline using the greedy decoding.² As explained in Section 3.6, DCoT uses the best k for each dataset according to the results on the dev set. The first result we observe is that DCoT achieves consistent and significant performance gains compared to CoT. The largest average gain is 2.19 for Phi 1.5, the smallest gain is 1.75 for Phi 2, and the maximum

gain of 7.59 on Phi 2 on BGQA. We also observe that, overall, these gains are consistent across all datasets for all models. In particular, we only observe one dataset where CoT outperforms DCoT in Phi 1.5 and Phi 2, two in LLaMA 7B, and three in LLaMA-2 13B. However, the largest decrements are on StrategyQA, the only boolean QA dataset. We attribute this to the nature of this dataset, where only two options are possible, and thus, the divergence in the reasoning is less needed.

Performance across k . Table 3 shows the average performance across all datasets for each k . We can see that, in general, a $k > 1$ (i.e., the number of generated CoTs in our DCoT) improves the performance of the model across all datasets (compared to $k = 1$). Concretely, the best performance of our model is achieved with more than one CoT in 25 cases out of 32 dataset \times LLM combinations (see Figure 3 in Appendix G). However, DCoT sometimes exhibits some performance drop when increasing k (e.g., Phi-2@4 on GSM8K). We attribute this to an *overthinking* effect, where the model tries to explore more CoTs and ends up generating wrong CoTs that bias the final answer. We report the best k for each dataset \times LLM combina-

²CoinFlip results are omitted because all models achieve perfect scores.

LLM	k=1	k=2	k=3	k=4
Phi 1.5	49.64	49.36	49.16	48.47
Phi 2	61.60	63.04	64.21	62.71
LLaMa2 7B	61.08	62.20	62.28	62.26
LLaMA2 13B	65.37	67.85	67.45	67.32

Table 3: DCoT average performance across different number of CoTs per question on the dev sets.

tion on Table 12 in Appendix F.

DCoT@1 \approx CoT Table 11 in Appendix D reports the mean and standard deviation of both methods across three random seeds on the dev set. An important phenomenon we observe there is that the performance of DCoT when generating a single CoT (i.e., DCoT@1) is very similar to the CoT baseline, as expected. This result shows that our DCoT training does not interfere with the regular CoT generation. *Therefore, DCoT is a safe replacement to CoT in regular instruction-tuning datasets.*

We also conduct a smaller experiment on general instruction-tuned models (LLaMA2 13B chat). It is worth noting that comparing CoT with DCoT is not completely fair in this setting because this model has already been fine-tuned on CoTs (Touvron et al., 2023); thus, the CoT training is larger and more diverse than the DCoT one. Despite this, we observe that in more than half of the datasets DCoT outperforming CoT. However, the average score across all tasks is very similar for both methods. This is because of the performance outlier in LLC, where CoT outperforms DCoT by 7 points.

4.2 DCoT is Beneficial on Unseen Tasks

In this section, we investigate whether DCoT remains beneficial on unseen tasks. To answer this, we utilize the DCoT and CoT trained on the nine tasks described on Section 3.4 and evaluate them on new ones where self-consistency is known to improve performance (Wang et al., 2023). We report these results in Table 4 and observe that DCoT outperforms CoT on most datasets with Phi 1.5, Phi 2, and LLaMA2 7B. In particular, we find gains larger than 5 points on AQuA and SVAMP for Phi 2, and larger than 3 on ObjCnt for Phi2 and SVAMP for LLaMA-2 7B. However, the results on LLaMA-2 13B are mixed and only on the non-math domains we observe significant gains. Moreover, we observe consistent and large gains by increasing k on

LLM	Method	AQuA	CSQA	ObjCnt	SVAMP
Phi 1.5	CoT	20.27	33.88	35.60	40.00
	DCoT@1	21.51	32.26	25.20	40.50
	DCoT@2	17.31	34.23	27.60	30.00
	DCoT@3	22.38	33.81	30.80	30.00
	DCoT@4	22.06	34.73	30.00	31.50
Phi 2	CoT	29.52	44.29	54.00	55.00
	DCoT@1	34.86	44.15	58.40	60.50
	DCoT@2	34.09	44.13	56.40	60.50
	DCoT@3	31.83	45.99	57.60	60.00
	DCoT@4	34.73	45.43	56.40	59.50
LLaMA2 7B	CoT	19.41	38.41	34.80	39.50
	DCoT@1	17.70	36.94	40.00	41.50
	DCoT@2	17.27	40.79	39.60	43.00
	DCoT@3	16.90	40.67	36.80	43.00
	DCoT@4	17.21	40.43	37.20	39.00
LLaMA2 13B	CoT	24.85	46.55	45.2	62.50
	DCoT@1	23.98	44.62	46.00	55.00
	DCoT@2	22.42	45.48	47.60	53.50
	DCoT@3	20.72	47.42	52.40	56.50
	DCoT@4	23.13	46.45	54.00	53.50

Table 4: DCoT vs. CoT on unseen tasks.

Method	Phi 1.5	Phi 2	LL. 7B	LL. 13B
CoT	28.37	46.7	31.08	36.38
DCoT@1	28.31	44.56	31.23	34.59
DCoT@2	28.07	45.81	31.11	35.94
DCoT@3	28.35	45.92	31.00	36.90
DCoT@4	28.21	46.71	31.13	36.45

Table 5: Results on Big Bench Hard. LL stands for LLaMA2.

Object Count, showing its capability to improve the CoTs consistently.

4.3 DCoT is Robust on Tasks where CoT is Detrimental

We analyze the performance of our method on Big Bench Hard, a benchmark where small models do not benefit from CoTs (Suzgun et al., 2023) to discover whether generating multiple CoTs can further confuse the models and lead to worse results than the CoT baseline. The results from Table 5 show that on these tasks, DCoT exhibits similar performance to CoT, thus demonstrating that DCoT does not lead to deterioration in challenging cases, where CoT might be detrimental. Moreover, we can observe some performance gains on Phi 2 and LLaMA-2 13B when increasing k , further showing the robustness of DCoT tuning and generalization to unseen tasks.

LLM	ARC	BGQA	CQA	GSM8K	HQA	LLC	Quartz	StrQA
Phi 1.5	1.26 ↑	2.10 ↑	0.10	3.00 ↑	0.83 ↑	-14.00 ↓	3.38 ↑	1.11 ↑
Phi 2	-3.56 ↓	-2.38 ↓	0.95 ↑	0.80 ↑	1.06 ↑	14.00 ↑	1.55 ↑	-0.85 ↓
LLaMA2 7B	1.28 ↑	-0.99 ↓	-0.56 ↓	4.00 ↑	-0.01	6.00 ↑	-1.04 ↓	0.25
LLaMA2 13B	4.15 ↑	0.91 ↑	-1.02 ↓	3.00 ↑	2.02 ↑	12.00 ↑	0.77 ↑	-2.03 ↓
LLaMA2 70B	3.24 ↑	1.38 ↑	3.68 ↑	10.00 ↑	0	4.00 ↑	-1.00 ↓	-4.07 ↓

Table 6: Performance gain from generating two CoTs instead of one on the dev set.

4.4 DCoT Benefits from CoT Extensions

The last two rows of each model (i.e., CoT+SC and DCoT+SC) in Table 2 compares our DCoT with the CoT baseline using the self-consistency decoding (Wang et al., 2023). This decoding method is an add-on that has been shown to increase the performance of CoT across a wide range of tasks by sampling multiple generations and the aggregating them by a voting mechanism.

We observe that our DCoT also benefits from this mechanism and keeps its performance gains over the CoT baseline, showing that our method can be a replacement for CoT in future instruction-tuning datasets. It is also worth noting that our DCoT with the greedy decoding even outperforms CoT+SC on all models, showing its superiority against CoT.

5 DCoT Elicits Self-Correct Abilities

Intrinsic self-correction refers to the ability of an LLM to revise or correct its initial response using only its inherent capabilities without relying on external feedback. As previously discussed, recent work suggests that truly intrinsic self-correction is yet to be found in LLMs. Our findings show that DCoT-tuned models can intrinsically self-correct, as demonstrated by their ability to refine and correct their answers generated in the initial chain of thought when generating subsequent chains. In this section, we provide a detailed empirical and careful manual analysis to support this finding.

In the previous sections, we have demonstrated that DCoT does indeed improve performance. However, these gains could be achieved in two distinct ways: it could be a result of self-ensembling as in the case of self-consistency, or alternatively, it could be a result of self-correction. To test which of these mechanisms leads to improvements, we compare the performance of DCoT when we generate two reasoning chains ($k = 2$) to that where we generate just one. Importantly, any performance improvement between these cases cannot be a result of self-consistency as two outputs are not suffi-

cient to provide a majority vote, and at least three reasoning chains are needed.

We can see in Table 6 that all models improve performance for most datasets when generating two CoTs instead of one. Specifically, in over 62% of cases (i.e., 25 out of 40 LLM × dataset). Furthermore, we can observe performance improvements greater than 0.5 for more than half of the datasets for Phi 1.5, Phi2, LLaMA2 13B, and 70B. This result is significant because it means that the generation of a second CoT is beneficial. We observe a similar effect on the unseen tasks in Table 4, although the effect is less pronounced due to lower overall improvements on these out-of-domain tasks. Regardless, across models and tasks, we find that in 6/16 cases, DCoT@2 improves over DCoT@1, and in 8/16 DCoT@ k for $k > 1$ improves over DCoT@1, with an additional two cases where the drop with increased k is only marginal.

These results indicate that DCoT tuning enables models to self-correct. Notably, our training data includes only reasoning chains that lead to the correct answer, never incorrect ones. This suggests that the ability to self-correct can be enabled in LLMs without explicitly training for it.

5.1 Manual Analysis

We conduct a manual evaluation to verify our conclusions based on the quantitative results. Specifically, we verify that DCoT achieves self-correction abilities by generating an improved second CoT. To this end, we select instances for every dataset where LLaMA 7B with DCoT@1 outputs an incorrect answer while DCoT@2 results in a correct answer. We then randomly sample five instances per dataset, resulting in a total of 33 samples. We note that the first reasoning chain of DCoT@2 might differ from that of DCoT@1 because they are different runs. We find this to be the case in nine instances. This implies that in most cases, the first CoT is the same in both cases. Of these instances where the first reasoning chain is shared, we observe that in 45% of the cases, the second CoT of DCoT@2 exhibits a dif-

ferent reasoning pattern from the first. Therefore, in 45% of the cases, a second, improved CoT, allows the model to generate a correct answer, when the first CoT results in an incorrect answer. In other words, we observe that the performance gains in DCoT@2 can be attributed to *self-correction*.

A more fine-grained analysis of these instances reveals that in one case, we observe that the second CoT is very similar to the first one but extracts more information from the context and uses it for the logical inference that allows it to reach the correct answer. In three cases, the second CoT fixes a conclusion from the first CoT. In the last three cases, the CoTs lead to two potential answers, and only the second CoT selects the correct one. Table 13 in Appendix E shows examples of these observations. Overall, our manual analysis confirms that the performance gains achieved through DCoT result from the model self-correcting its initial answer.

6 Discussion

It is important to note that both DCoT and CoT are trained on exactly the same amount of CoTs and questions. While the CoT baseline uses data points in the form of $[(q, cot_1), (q, cot_2), \dots]$, DCoT uses data points in the form of $[(q, cot_1, cot_2, \dots), \dots]$. In other words, a simple re-organization of the training CoTs into the form of multiple cots per label has a major impact on the model’s performance, making our results more striking. Importantly, DCoT@1 matches the performance of the CoT baseline, indicating that it is safe to augment existing instruction-tuning datasets with DCoT data, as it will not hinder model performance.

DCoT is different from ensembling methods like self-consistency, which also benefit from generating multiple candidate answers but do so across different inference steps using high-temperature values. DCoT, while it may resemble these ensemble methods, is fundamentally different. Our method generates reasoning chains that have access to previous ones and shows performance improvements even when generating just two CoT chains.

The most surprising aspect of our findings is that DCoT has the ability to self-correct. This ability presents itself despite us not explicitly training models to learn to correct themselves. The reasoning chains we use for training are all correct CoTs, and we fine-tune base models without prior instruction-following capabilities. Despite this, the self-correct abilities surface in our DCoT models.

We argue that these abilities stem from the model’s attempt to generate subsequent correct CoTs. In other words, the model may generate a first wrong CoT without knowing it, but it generates a second CoT that is correct and, therefore, as a side-effect, corrects the first one.

More generally, we deduce that these abilities arise from the model’s capacity to learn to generalize based on the divergent reasoning chains we train on. This supposition gains further credence from recent work suggesting that instruction tuning allows models to generalize their abilities to solve tasks, rather than leading to novel capabilities (Lu et al., 2023). Regardless of the underlying mechanism—identification of which we leave to future work—we provide a novel method for enabling LLMs to self-correct. We posit that instruction tuning on other complex multi-step reasoning problems, as we have done with generating multiple divergent CoTs before converging on a final answer, will lead to encoding those complex capabilities into LLMs while also allowing them to generalize in powerful new ways.

7 Conclusions

This work presents Divergent Chain of Thought (DCoT), a new CoT method that aims to improve LLM’s performance on reasoning tasks by generating multiple CoTs in a single inference step. We show through extensive quantitative experiments the effectiveness of our method across a wide range of reasoning tasks (in domain and out of domain), model families, and sizes. We also show that DCoT can be extended with any CoT extension, such as self-consistency, wherein it outperforms CoT similarly extended with self-consistency. Lastly, we show a beneficial side effect of our method: the subsequent generated CoTs can self-correct previous reasoning chains without any external feedback or prompt optimization. This is the first work that achieves such *self-correct* ability in LLMs. We show quantitatively the occurrence of this phenomenon with gains up to 14 points, and further explain it with a qualitative analysis showing that the second generated CoT provides a different reasoning chain compared to the first one and that this second CoT leads to a correct answer.

We leave as future work extending our DCoT fine-tuning to other types of prompting such as code prompting (Puerto et al., 2024) or graph of thoughts (Besta et al., 2024).

Limitations

Our method is limited by the context window of the underlying model. In this work, we have explored generating CoTs up to 4, however, it remains interesting whether this approach can further generalize to larger number of CoTs, especially on very large language models with massive context windows, such as Google’s Gemini.

We limit the generation of the CoTs to a single commercial LLM provider because our preliminary experiments showed performance drops when combining multiple LLM providers. Further research on how to combine multiple LLM providers for distilling to smaller models is interesting and we leave that for future work.

Due to the computational costs, we could not extensively experiment on the 70B model. We could only afford to train with one seed and on a smaller dataset of 900 questions. Similarly, we could only evaluate it on 100 random questions per dataset. Nevertheless, the clear gains we observed on the dev sets, where we do not do any hyperparameter fine-tuning due to its costs, are indicative of the potential of our method on very large language models.

Ethics and Broader Impact Statement

This work adheres to the ACL Code of Ethics. In particular, all the datasets we used have been shown by prior works to be safe for research purposes. They are not known to contain personal information or harmful content. Our method aims to improve the reasoning abilities of LLMs. Moreover, by generating multiple CoTs in one inference step, we allow the model to explore more reasoning chains and potentially diminish the effects of potentially biased or incorrect CoTs. Because of this, we believe our work can contribute to the safe deployment of LLMs in real-world scenarios.

Acknowledgements

This research work has been funded by the German Research Foundation (DFG) as part of the UKP-SQuARE project (grant GU 798/29-1) and by the German Federal Ministry of Education and Research and the Hessian Ministry of Higher Education, Research, Science and the Arts within their joint support of the National Research Center for Applied Cybersecurity ATHENE. We would also like to thank the Early Career Research grant from the University of Bath.

We gratefully acknowledge the support of Microsoft with a grant for access to OpenAI GPT models via the Azure cloud (Accelerate Foundation Model Academic Research).

Lastly, we thank Irina Bigoulaeva, Sheng Lu, and Subhabrata Dutta for their insightful feedback on a prior version of this manuscript.

References

- Marah Abdin, Jyoti Aneja, Sebastien Bubeck, Caio César Teodoro Mendes, Weizhu Chen, Allie Del Giorno, Ronen Eldan, Sivakanth Gopi, Suriya Gunasekar, Mojan Javaheripi, Piero Kauffmann, Yin Tat Lee, Yuanzhi Li, Anh Nguyen, Gustavo de Rosa, Olli Saarikivi, Adil Salim, Shital Shah, Michael Santacrose, Harkirat Singh Behl, Adam Taumann Kalai, Xin Wang, Rachel Ward, Philipp Witte, Cyril Zhang, and Yi Zhang. 2023. [Phi-2: The surprising power of small language models](#). *Microsoft Ignite 2023*.
- Maciej Besta, Nils Blach, Ales Kubicek, Robert Gerstenberger, Michal Podstawski, Lukas Gianinazzi, Joanna Gajda, Tomasz Lehmann, Hubert Niewiadomski, Piotr Nyczyk, and Torsten Hoefler. 2024. [Graph of thoughts: Solving elaborate problems with large language models](#). *Proceedings of the AAAI Conference on Artificial Intelligence*, 38(16):17682–17690.
- Hyung Won Chung, Le Hou, Shayne Longpre, Barret Zoph, Yi Tay, William Fedus, Yunxuan Li, Xuezhi Wang, Mostafa Dehghani, Siddhartha Brahma, et al. 2024. [Scaling instruction-finetuned language models](#). *Journal of Machine Learning Research*, 25(70):1–53.
- Peter Clark, Isaac Cowhey, Oren Etzioni, Tushar Khot, Ashish Sabharwal, Carissa Schoenick, and Oyvind Tafjord. 2018. [Think you have solved question answering? try arc, the ai2 reasoning challenge](#). *arXiv preprint arXiv:1803.05457*.
- Karl Cobbe, Vineet Kosaraju, Mohammad Bavarian, Mark Chen, Heewoo Jun, Lukasz Kaiser, Matthias Plappert, Jerry Tworek, Jacob Hilton, Reiichiro Nakano, et al. 2021. [Training verifiers to solve math word problems](#). *arXiv preprint arXiv:2110.14168*.
- Mor Geva, Daniel Khashabi, Elad Segal, Tushar Khot, Dan Roth, and Jonathan Berant. 2021. [Did aristotle use a laptop? a question answering benchmark with implicit reasoning strategies](#). *Transactions of the Association for Computational Linguistics*, 9:346–361.
- Joy P Guilford. 1967. [Creativity: Yesterday, today and tomorrow](#). *The Journal of Creative Behavior*, 1(1):3–14.
- Namgyu Ho, Laura Schmid, and Se-Young Yun. 2023. [Large language models are reasoning teachers](#). In *Proceedings of the 61st Annual Meeting of the Association for Computational Linguistics (Volume 1: Long Papers)*, pages 14852–14882, Toronto, Canada. Association for Computational Linguistics.

- Cheng-Yu Hsieh, Chun-Liang Li, Chih-kuan Yeh, Hootan Nakhost, Yasuhisa Fujii, Alex Ratner, Ranjay Krishna, Chen-Yu Lee, and Tomas Pfister. 2023. **Distilling step-by-step! outperforming larger language models with less training data and smaller model sizes.** In *Findings of the Association for Computational Linguistics: ACL 2023*, pages 8003–8017, Toronto, Canada. Association for Computational Linguistics.
- Edward J Hu, yelong shen, Phillip Wallis, Zeyuan Allen-Zhu, Yuanzhi Li, Shean Wang, Lu Wang, and Weizhu Chen. 2022. **LoRA: Low-rank adaptation of large language models.** In *International Conference on Learning Representations*.
- Jiaxin Huang, Shixiang Gu, Le Hou, Yuexin Wu, Xuezhi Wang, Hongkun Yu, and Jiawei Han. 2023. **Large language models can self-improve.** In *Proceedings of the 2023 Conference on Empirical Methods in Natural Language Processing*, pages 1051–1068, Singapore. Association for Computational Linguistics.
- Jie Huang, Xinyun Chen, Swaroop Mishra, Huaixiu Steven Zheng, Adams Wei Yu, Xinying Song, and Denny Zhou. 2024. **Large language models cannot self-correct reasoning yet.** In *The Twelfth International Conference on Learning Representations*.
- Weisen Jiang, Han Shi, Longhui Yu, Zhengying Liu, Yu Zhang, Zhenguo Li, and James T. Kwok. 2023. **Forward-backward reasoning in large language models for mathematical verification.** *Preprint*, arXiv:2308.07758.
- Mehran Kazemi, Quan Yuan, Deepti Bhatia, Najoung Kim, Xin Xu, Vaiva Imbrasaitė, and Deepak Ramachandran. 2023. **BoardgameQA: A dataset for natural language reasoning with contradictory information.** In *Thirty-seventh Conference on Neural Information Processing Systems Datasets and Benchmarks Track*.
- Geunwoo Kim, Pierre Baldi, and Stephen McAleer. 2024. **Language models can solve computer tasks.** *Advances in Neural Information Processing Systems*, 36.
- Seungone Kim, Se Joo, Doyoung Kim, Joel Jang, Seonghyeon Ye, Jamin Shin, and Minjoon Seo. 2023. **The CoT collection: Improving zero-shot and few-shot learning of language models via chain-of-thought fine-tuning.** In *Proceedings of the 2023 Conference on Empirical Methods in Natural Language Processing*, pages 12685–12708, Singapore. Association for Computational Linguistics.
- Woosuk Kwon, Zhuohan Li, Siyuan Zhuang, Ying Sheng, Lianmin Zheng, Cody Hao Yu, Joseph E. Gonzalez, Hao Zhang, and Ion Stoica. 2023. **Efficient memory management for large language model serving with pagedattention.** In *Proceedings of the ACM SIGOPS 29th Symposium on Operating Systems Principles*.
- Liunian Harold Li, Jack Hessel, Youngjae Yu, Xiang Ren, Kai-Wei Chang, and Yejin Choi. 2023a. **Symbolic chain-of-thought distillation: Small models can also “think” step-by-step.** In *Proceedings of the 61st Annual Meeting of the Association for Computational Linguistics (Volume 1: Long Papers)*, pages 2665–2679, Toronto, Canada. Association for Computational Linguistics.
- Yifei Li, Zeqi Lin, Shizhuo Zhang, Qiang Fu, Bei Chen, Jian-Guang Lou, and Weizhu Chen. 2022. **Making large language models better reasoners with step-aware verifier.** *arXiv preprint arXiv:2206.02336*.
- Yuanzhi Li, Sébastien Bubeck, Ronen Eldan, Allie Del Giorno, Suriya Gunasekar, and Yin Tat Lee. 2023b. **Textbooks are all you need ii: phi-1.5 technical report.** *arXiv preprint arXiv:2309.05463*.
- Wang Ling, Dani Yogatama, Chris Dyer, and Phil Blunsom. 2017. **Program induction by rationale generation: Learning to solve and explain algebraic word problems.** In *Proceedings of the 55th Annual Meeting of the Association for Computational Linguistics (Volume 1: Long Papers)*, pages 158–167, Vancouver, Canada. Association for Computational Linguistics.
- Sheng Lu, Irina Bigoulaeva, Rachneet Sachdeva, Harish Tayyar Madabushi, and Iryna Gurevych. 2023. **Are emergent abilities in large language models just in-context learning?** *Preprint*, arXiv:2309.01809.
- Aman Madaan, Niket Tandon, Prakhar Gupta, Skyler Hallinan, Luyu Gao, Sarah Wiegrefe, Uri Alon, Nouha Dziri, Shrimai Prabhumoye, Yiming Yang, Shashank Gupta, Bodhisattwa Prasad Majumder, Katherine Hermann, Sean Welleck, Amir Yazdanbakhsh, and Peter Clark. 2023. **Self-refine: Iterative refinement with self-feedback.** In *Thirty-seventh Conference on Neural Information Processing Systems*.
- Sourab Mangrulkar, Sylvain Gugger, Lysandre Debut, Younes Belkada, Sayak Paul, and Benjamin Bossan. 2022. **Peft: State-of-the-art parameter-efficient fine-tuning methods.** <https://github.com/huggingface/peft>.
- Simon Ott, Konstantin Hebenstreit, Valentin Liévin, Christoffer Egeberg Hother, Milad Moradi, Maximilian Mayrhauser, Robert Praas, Ole Winther, and Matthias Samwald. 2023. **Thoughtsource: A central hub for large language model reasoning data.** *Scientific Data*, 10(1):528.
- Liangming Pan, Michael Saxon, Wenda Xu, Deepak Nathani, Xinyi Wang, and William Yang Wang. 2023. **Automatically correcting large language models: Surveying the landscape of diverse self-correction strategies.** *arXiv preprint arXiv:2308.03188*.
- Arkil Patel, Satwik Bhattamishra, and Navin Goyal. 2021. **Are NLP models really able to solve simple math word problems?** In *Proceedings of the 2021 Conference of the North American Chapter of the Association for Computational Linguistics: Human*

- Language Technologies*, pages 2080–2094, Online. Association for Computational Linguistics.
- F. Pedregosa, G. Varoquaux, A. Gramfort, V. Michel, B. Thirion, O. Grisel, M. Blondel, P. Prettenhofer, R. Weiss, V. Dubourg, J. Vanderplas, A. Passos, D. Cournapeau, M. Brucher, M. Perrot, and E. Duchesnay. 2011. [Scikit-learn: Machine learning in Python](#). *Journal of Machine Learning Research*, 12:2825–2830.
- Haritz Puerto, Martin Tutek, Somak Aditya, Xiaodan Zhu, and Iryna Gurevych. 2024. [Code prompting elicits conditional reasoning abilities in text+code llms](#). *Preprint*, arXiv:2401.10065.
- Pranav Rajpurkar, Jian Zhang, Konstantin Lopyrev, and Percy Liang. 2016. [SQuAD: 100,000+ questions for machine comprehension of text](#). In *Proceedings of the 2016 Conference on Empirical Methods in Natural Language Processing*, pages 2383–2392, Austin, Texas. Association for Computational Linguistics.
- Noah Shinn, Federico Cassano, Ashwin Gopinath, Karthik Narasimhan, and Shunyu Yao. 2024. [Reflexion: Language agents with verbal reinforcement learning](#). *Advances in Neural Information Processing Systems*, 36.
- Kaya Stechly, Karthik Valmeekam, and Subbarao Kambhampati. 2024. [On the self-verification limitations of large language models on reasoning and planning tasks](#). *Preprint*, arXiv:2402.08115.
- Haitian Sun, William Cohen, and Ruslan Salakhutdinov. 2022. [ConditionalQA: A complex reading comprehension dataset with conditional answers](#). In *Proceedings of the 60th Annual Meeting of the Association for Computational Linguistics (Volume 1: Long Papers)*, pages 3627–3637, Dublin, Ireland. Association for Computational Linguistics.
- Mirac Suzgun, Nathan Scales, Nathanael Schärli, Sebastian Gehrmann, Yi Tay, Hyung Won Chung, Aakanksha Chowdhery, Quoc Le, Ed Chi, Denny Zhou, and Jason Wei. 2023. [Challenging BIG-bench tasks and whether chain-of-thought can solve them](#). In *Findings of the Association for Computational Linguistics: ACL 2023*, pages 13003–13051, Toronto, Canada. Association for Computational Linguistics.
- Oyvind Tafjord, Matt Gardner, Kevin Lin, and Peter Clark. 2019. [QuaRTz: An open-domain dataset of qualitative relationship questions](#). In *Proceedings of the 2019 Conference on Empirical Methods in Natural Language Processing and the 9th International Joint Conference on Natural Language Processing (EMNLP-IJCNLP)*, pages 5941–5946, Hong Kong, China. Association for Computational Linguistics.
- Alon Talmor, Jonathan Herzig, Nicholas Lourie, and Jonathan Berant. 2019. [CommonsenseQA: A question answering challenge targeting commonsense knowledge](#). In *Proceedings of the 2019 Conference of the North American Chapter of the Association for Computational Linguistics: Human Language Technologies, Volume 1 (Long and Short Papers)*, pages 4149–4158, Minneapolis, Minnesota. Association for Computational Linguistics.
- Hugo Touvron, Louis Martin, Kevin Stone, Peter Albert, Amjad Almahairi, Yasmine Babaei, Nikolay Bashlykov, Soumya Batra, Prajjwal Bhargava, Shruti Bhosale, et al. 2023. [Llama 2: Open foundation and fine-tuned chat models](#). *arXiv preprint arXiv:2307.09288*.
- Gladys Tyen, Hassan Mansoor, Victor Cărbune, Peter Chen, and Tony Mak. 2023. [Llms cannot find reasoning errors, but can correct them given the error location](#). *Preprint*, arXiv:2311.08516.
- Xuezhi Wang, Jason Wei, Dale Schuurmans, Quoc V Le, Ed H. Chi, Sharan Narang, Aakanksha Chowdhery, and Denny Zhou. 2023. [Self-consistency improves chain of thought reasoning in language models](#). In *The Eleventh International Conference on Learning Representations*.
- Jason Wei, Xuezhi Wang, Dale Schuurmans, Maarten Bosma, brian ichter, Fei Xia, Ed Chi, Quoc V Le, and Denny Zhou. 2022. [Chain-of-thought prompting elicits reasoning in large language models](#). In *Advances in Neural Information Processing Systems*, volume 35, pages 24824–24837. Curran Associates, Inc.
- Yixuan Weng, Minjun Zhu, Fei Xia, Bin Li, Shizhu He, Shengping Liu, Bin Sun, Kang Liu, and Jun Zhao. 2023. [Large language models are better reasoners with self-verification](#). In *Findings of the Association for Computational Linguistics: EMNLP 2023*, pages 2550–2575, Singapore. Association for Computational Linguistics.
- Zhilin Yang, Peng Qi, Saizheng Zhang, Yoshua Bengio, William Cohen, Ruslan Salakhutdinov, and Christopher D. Manning. 2018. [HotpotQA: A dataset for diverse, explainable multi-hop question answering](#). In *Proceedings of the 2018 Conference on Empirical Methods in Natural Language Processing*, pages 2369–2380, Brussels, Belgium. Association for Computational Linguistics.
- Ori Yoran, Tomer Wolfson, Ben Bogin, Uri Katz, Daniel Deutch, and Jonathan Berant. 2023. [Answering questions by meta-reasoning over multiple chains of thought](#). In *Proceedings of the 2023 Conference on Empirical Methods in Natural Language Processing*, pages 5942–5966, Singapore. Association for Computational Linguistics.
- Wenqi Zhang, Yongliang Shen, Linjuan Wu, Qiuying Peng, Jun Wang, Yueting Zhuang, and Weiming Lu. 2024. [Self-contrast: Better reflection through inconsistent solving perspectives](#). *arXiv preprint arXiv:2401.02009*.

A Datasets

All the datasets used in this work are exclusively in English language. In particular, we use ARC (Clark et al., 2018), BGQA (Kazemi et al., 2023), Coin-Flip (Wei et al., 2022), ConditionalQA (CQA) (Sun et al., 2022), GSM8K (Cobbe et al., 2021), HotpotQA (HQA) (Yang et al., 2018), LLC (Wei et al., 2022), Quartz (Tafjord et al., 2019), and StrategyQA (StrQA) (Geva et al., 2021) for training, while we use AQuA (Ling et al., 2017), CommonsenseQA (Talmor et al., 2019), Object Count (a task of Big Bench Hard Suzgun et al. 2023), SVAMP (Patel et al., 2021), and Big Bench Hard for out of domain evaluation. For BGQA, we use the partition main-3, the most difficult one requiring 3-hop reasoning skills.

Some of these datasets do not provide a validation set. In those cases, we randomly sample 500 instances from the training set and use them as validation set. Similarly, when a dataset does not provide a test set, we use the validation set as a test and create a validation set from the unused instances from the training set. When the training set is not larger than 1k, we divide the validation set into two. For Last Letter Concatenation (LLC), the training set is very small (350 instances), and the test set is also very small (150), so we pick 50 instances of the test set as validation and 100 as test. We release in our github repository the exact partitions we used.

Table 9 reports the licenses and sizes of the training, dev, and test sets of the datasets we used and Table 10 reports for the out of domain datasets. We use these datasets for research purposes only, fulfilling their intended use.

Due to the large size of LLaMA-2 70B and its computation costs, we trained it on a smaller sample data of 900 questions. Similarly, for inference, we pick a random sample of 100 questions per dataset.

B Experimental Setup

We run all our experiments on a GPU cluster with an Nvidia A180. To run GPT models, we use the Azure OpenAI service and prompt them with the library Langchain.³ We use Scikit-learn (Pedregosa et al., 2011) for the implementation of the evaluation metrics.

We train all models using LoRA (Hu et al., 2022) with the PEFT library (Mangrulkar et al., 2022)

³<https://github.com/langchain-ai/langchain>

and use vLLM (Kwon et al., 2023) as the inference engine. For training, we load the models with fp8, while for inference, we load them with fp16. We train models for three epochs, save checkpoints for each epoch and select the best checkpoint based on the average results on the dev set.

Due to the challenge of running very large models, such as LLaMA-2 70B, to simplify the evaluation setup. We trained the model with 8-bit quantization and ran the evaluation on 4-bit. Instead of evaluating on the full dev sets, we had to evaluate on a random sample of 100 questions per dataset and only evaluate the last checkpoint. Therefore, we could not conduct hyperparameter tuning either. Because of these challenges, we cannot report results on the test set, and instead, we only report results on the dev set. It is important to emphasize again that we do not conduct any hyperparameter tuning, so the results on the dev set are representative of the performance of our method on large-scale models.

Table 8 reports the best hyperparameters we found on the dev set. Training Phi 1.5 on DCoT takes approximately 12h, Phi 2 20h, LLaMA 7B 35h, LLaMA 13B 51h, and LLaMA 70B 30h. Training on CoT takes 9h for Phi 1.5, 15h for Phi 2, 25h for LLaMA-2 7B, 39h for LLaMA-2 13B, and 13h for LLaMA-2 70B. As expected, DCoT training is slower since the targets are longer. The parameters we use to train the models are reported in Table 7.

Param. name	Value
lora_r	64
lora_alpha	16
lora_dropout	0.1
batch_size	4
max_grad_norm	0.3
learning_rate	2e-4
weight_decay	0.001
optim	paged_adamw_32bit
lr_scheduler_type	constant
max_steps	-1
warmup_ratio	0.03
group_by_length	True
max_seq_length	4096
packing	False
seeds	0, 42, 2024
load_in_8bit	True

Table 7: Training parameters

Model	Method	Seed	Epoch
Phi 1.5	CoT	0	2
	DCoT	42	2
Phi 2	CoT	0	3
	DCoT	2024	2
LLaMA2 7B	CoT	0	2
	DCoT	0	3
LLaMA2 13B	CoT	42	3
	DCoT	42	3

Table 8: Best hyperparameters tuned on the dev set.

C Prompting

The prompts we used with GPT4o for DCoT and CoT are “Generate k different reasoning chains that answer the question. Make sure that none of the reasoning chains are repeated. Generate each reasoning chain independently, and not based on previous reasoning chains. This means that each reasoning chain must be as different from the others as possible. When generating the different reasoning chains, do so without knowledge of the answer. Each step in each of the reasoning chains must build on the previous steps in that reasoning chain. Once the required number of reasoning chains are generated, generate an answer based on the all the answers generated by all the reasoning chains.” and “Generate a reasoning chain that answer the question.” In both cases, after generating the CoT, we extracted the answer with the following prompt for SVAMP “Therefore, based on the solution above, extract the number that represents the answer:” and “Therefore, based on the solution above, select one of the options (options) as the answer to the question (just give me the option and nothing else).” for ARC and Quartz.

D Dev Set Results

We report the mean and standard deviation results from the validation set across three random seeds in Table 11.

E Manual Analysis

Appendix E shows two examples of how the second CoT of LLaMA 7B with DCoT corrects the first CoT.

F DCoT Best k Parameter

Table 12 shows the best k (i.e., number of CoTs) per model and dataset according to the dev set.

G DCoT Performance across k

Figure 3 shows the performance gains of DCoT@ k against DCoT@1.

H Data Generation

We report the CoT triggers used to generate the training CoTs in Table 14. To extract the answers from the CoTs, we used the following format: “{cot} Therefore, the answer (A, B, C, or D) is:” where we change (A, B, C, D) for the corresponding options of the dataset. If the dataset expects a number and not a list of options, we don’t give any list of options in the prompt and extract the number with a regular expression. Lastly, for the span extraction datasets, we use the following template: “{text} {question} Answer: {answer} {cot_trigger}.” The idea behind this template is to provide the golden answer and prompt the model to generate rationales that explain that answer and use them as CoTs as in (Kim et al., 2023). The total GPT cost to generate the CoTs is \$43.68.

Dataset	Task	Train	Dev	Test	License	Source
ARC	Multiple choice	1033	294	1150	CC BY-SA 4.0	Link
BGQA	Multiple choice	716	500	1000	CC BY	Link
Coin Flip	Multiple choice	1000	1333	3333	mit	Link
CQA	Span extraction	958	285	804	CC BY-SA 4.0	Link
GSM8K	Generation (numbers)	1000	500	1319	mit	Link
HQA	Span extraction	1000	500	7405	CC BY-SA 4.0	Link
LLC	Generation	350	50	100	N/A	Link
Quartz	Multiple choice	953	384	784	CC BY-SA 4.0	Link
StrQA	Boolean QA	998	343	344	mit	Link

Table 9: Training datasets. The training size corresponds to our CoT generations to build the DCoT dataset.

Dataset	Task	Dev	License	Source
AQuA	Multiple choice	254	Apache 2.0	Link
CSQA	Multiple choice	1220	mit	Link
SVAMP	Generation (numbers)	100	mit	Link
Big Bench Hard	Multiple choice & Generation	6511	mit	Link

Table 10: Out of domain datasets.

LLM	Method	k	Avg	ARC	BGQA	CQA	GSM8K	HQA	LLC	Quartz	StrQA
Phi 1.5	DCoT	1	47.87±1.71	44.13±1.94	39.43±3.91	61.83±.74	36.07±1.70	38.70±3.18	36.00±3.46	71.69±1.73	55.13±.35
		2	48.63±0.67	46.98±2.60	41.94±3.10	60.87±1.14	38.80±3.10	39.79±3.80	30.00±4.00	74.29±2.69	56.40±.87
		3	48.96±0.66	47.32±1.66	42.75±1.92	60.75±1.15	39.00±1.71	38.19±2.81	32.67±7.02	75.42±2.38	55.57±1.52
		4	48.76±0.33	46.78±1.14	43.23±2.22	60.16±1.32	38.93±3.31	37.33±2.92	32.67±7.02	75.60±3.32	55.41±1.30
	CoT		47.51±1.77	46.60±2.38	36.65±1.90	59.55±0.61	37.40±3.22	35.28±4.22	36.67±9.02	75.07±2.36	52.84±2.47
Phi 2	DCoT	1	63.91±2.58	75.21±1.84	45.01±3.03	65.39±1.57	56.47±1.68	62.44±2.63	62.67±16.29	82.88±1.09	57.28±2.35
		2	65.33±2.80	76.46±2.52	46.89±3.85	65.69±2.12	57.60±1.64	63.71±2.18	66.67±9.02	84.10±1.36	56.44±3.33
		3	65.30±1.72	75.87±1.42	48.06±1.75	65.90±2.02	58.20±1.91	61.66±2.06	68.00±5.29	83.91±1.18	56.28±3.90
		4	64.89±2.39	75.91±2.72	49.11±2.31	65.92±1.01	57.07±1.33	59.86±.96	66.00±8.00	84.09±1.88	56.97±5.00
	CoT		63.51±.71	74.19±.61	42.08±.79	66.92±.29	62.80±3.53	56.45±.78	62.71±3.00	77.92±7.30	66.74±15.54
LLaMA-2 7B	DCoT	1	61.28±.50	59.36±2.29	43.67±.35	65.31±.50	29.73±1.63	62.92±3.16	86.67±2.31	80.63±.92	61.96±1.45
		2	62.46±.45	61.63±1.46	43.56±.80	66.05±.80	33.40±.80	63.86±1.23	86.67±3.06	82.11±1.57	62.38±1.21
		3	62.37±.23	60.98±2.37	44.23±.95	66.65±1.21	33.53±.50	63.46±1.46	86.67±1.15	80.89±2.65	62.51±.86
		4	62.42±.59	62.13±3.21	43.85±.45	65.98±2.72	33.33±.50	63.63±2.16	86.00±3.46	82.20±2.78	62.20±1.42
	CoT		59.30±.54	56.54±3.83	41.91±2.32	59.85±3.91	31.93±1.42	57.81±3.73	82.67±3.06	79.24±2.16	64.42±1.52
LLaMA-2 13B	DCoT	1	67.30±.49	74.85±1.68	46.40±4.13	68.55±1.33	44.53±1.51	72.35±.93	81.33±3.06	84.89±.90	65.46±1.17
		2	66.92±.59	73.63±1.80	45.74±3.50	67.01±1.75	46.93±1.22	72.69±.85	81.33±3.06	84.37±1.04	63.62±1.32
		3	66.70±.55	74.95±1.50	45.89±3.64	67.26±1.47	45.73±.42	72.75±.94	80.67±4.16	83.68±1.69	62.71±.75
		4	64.20±.66	72.41±1.21	43.30±3.10	67.12±2.19	39.27±2.58	64.20±2.43	79.33±1.15	81.68±.65	66.31±.68
	CoT		65.41±.91	71.66±2.15	44.45±1.53	68.39±1.70	42.67±2.32	66.12±.82	82.00±5.29	82.37±.82	65.64±1.29
LLaMA-2 13B Chat*	DCoT	1	64.53	71.85	47.11	67.37	41.60	70.52	68.00	82.81	66.97
		2	65.95	70.73	47.76	69.16	42.40	71.02	74.00	84.87	67.68
		3	66.10	72.22	46.82	67.48	43.60	72.08	76.00	84.87	65.76
		4	66.17	71.85	45.03	69.70	45.00	71.75	74.00	86.44	65.59
	CoT		66.27	70.43	45.36	70.71	44.20	70.11	80.00	82.53	66.78
LLaMA-2 70B*	DCoT	1	66.48	85.80	36.92	65.89	56.00	49.78	78.00	87.00	72.41
		2	68.63	89.04	38.30	69.57	66.00	49.78	82.00	85.99	68.34
		3	68.07	86.64	38.55	68.87	60.00	49.78	80.00	88.00	72.70
		4	68.06	88.94	32.62	67.21	66.00	49.78	82.00	85.00	72.92
	CoT		66.96	81.69	44.34	73.59	56.00	55.94	76.00	81.99	66.15

Table 11: Dev set results using 3 random seeds. *One seed for LLaMA-2 13B Chat and 70B.

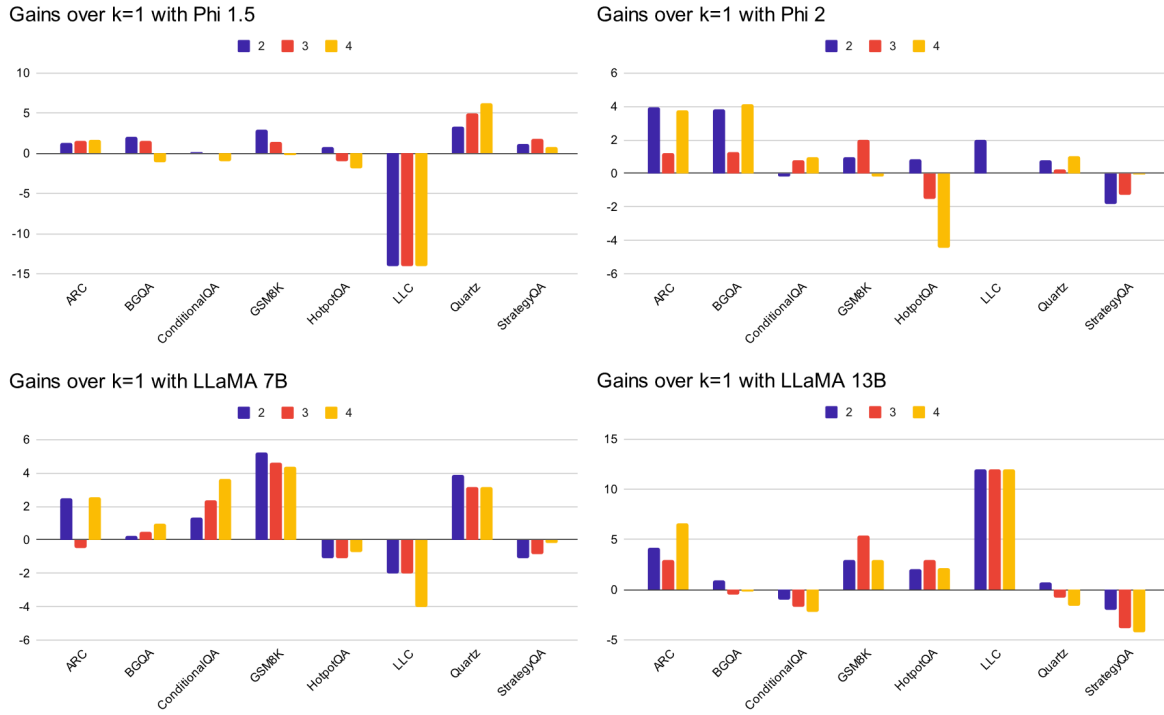


Figure 3: DCoT performance across different k on the dev set.

Dataset	Phi 1.5	Phi 2	LLaMA2 7B	LLaMA2 13B
ARC	4	2	4	4
BGQA	2	4	4	2
ConditionalQA	2	4	4	1
GSM8K	2	3	2	3
HotpotQA	2	2	1	3
LCC	1	2	1	2
Quartz	4	4	2	2
StrategyQA	3	1	1	1

Table 12: Best number of cots (k parameter) for each model and dataset in our best DCoT models according to the dev set.

Type	Text
<p>1st and 2nd CoTs are the same but the 1st CoT makes an error when generating the answer. 2nd CoT corrects that.</p>	<p>Question: Take the last letters of each words in “Billie Paloma Tanner Raul” and concatenate them.</p> <p>[Answer 1] 1. Write down the words: Billie Paloma Tanner Raul 2. Take the last letter of the first word "Billie", which is "e". 3. Take the last letter of the second word "Paloma", which is "a". 4. Take the last letter of the third word "Tanner", which is "r". 5. Take the last letter of the fourth word "Raul", which is "l". 6. Concatenate these letters together: "ealr". 7. The result word is "ealr".</p> <p>[Answer 2] Sure, let’s break it down step by step: 1. The last letter of "Billie" is "e". 2. The last letter of "Paloma" is "a". 3. The last letter of "Tanner" is "r". 4. The last letter of "Raul" is "l". Now, if we concatenate these letters, we get the word "earl". Therefore, the answer is "earl".</p> <p>[Final answer] earl</p>
<p>2nd CoT shows a different reasoing pattern and yields the correct answer.</p>	<p>Question: Cornelia likes to travel. She visited already 42 different countries. 20 of them were in Europe and 10 in South America. From the rest of the countries, only half of them were in Asia. How many Asian countries has Cornelia visited?</p> <p>[Answer 1] 1. We know that Cornelia visited 42 countries in total. 2. We also know that 20 of those countries were in Europe and 10 were in South America. 3. Therefore, the remaining countries must be half of the total number of countries Cornelia visited, which is $42/2 = 21$. 4. We know that Cornelia visited only half of the Asian countries, which means there are $21 - 10 = 11$ Asian countries left to be determined. 5. Therefore, Cornelia visited 11 Asian countries in total.</p> <p>[Answer 2] Step 1: Let’s start by finding out how many countries Cornelia visited in Europe and South America. We know that she visited 20 countries in Europe and 10 countries in South America, so the total number of countries she visited in these two regions is: $20 + 10 = 30$</p> <p>Step 2: We know that Cornelia visited 42 countries in total. We also know that 30 of these countries were in Europe and South America. Therefore, the number of countries she visited outside of these regions is: $42 - 30 = 12$</p> <p>Step 3: We are told that only half of the countries Cornelia visited outside of Europe and South America were in Asia. This means that the number of countries she visited in Asia is: $12 / 2 = 6$</p> <p>Therefore, Cornelia visited 6 Asian countries.</p> <p>[Final answer] 6</p>

Table 13: Examples of self-correction.

CoT Triggers

Answer: Let's think step by step.

Answer: Before we dive into the answer,

Answer: Let's think like a detective step by step.

Answer: Let's think about this logically.

Answer: Let's solve this problem by splitting it into steps.

Answer: The answer is after the proof.

Answer: Let's differentiate using step by step reasoning .

Answer: Let's think step by step using inductive reasoning.

Answer: Let's be concise and think step by step.

Answer: Let's reflect on each answer option step by step.

Answer: Let's think step by step given every option equal consideration.

Answer: Let's think step by step like a scientist.

Answer: Let's use step by step inductive reasoning.

Answer: Let's work by elimination step by step.

Answer: Let's use step by step deductive reasoning.

Answer: Let's work this out in a step by step way to be sure we have the right answer.

because of the following reasons:

Justification:

Here's why:

Here is a list of the reasons:

Now, let's think step by step about the reasons:

Table 14: List of CoT triggers used to generate the training CoTs. The bottom part of the table are the triggers for span extraction datasets.