

Scaling on Frontier: Uncertainty Quantification Workflow Applications using ExaWorks to Enable Full System Utilization

Mikhail Titov*
Brookhaven National Laboratory
Upton, NY, USA
titov@bnl.gov

Robert Carson*
Lawrence Livermore National
Laboratory
Livermore, CA, USA
carson16@llnl.gov

Matthew Rolchigo
Oak Ridge National Laboratory
Oak Ridge, TN, USA
rolchigomr@ornl.gov

John Coleman
Oak Ridge National Laboratory
Oak Ridge, TN, USA
colemanjs@ornl.gov

James Belak
Lawrence Livermore National
Laboratory
Livermore, CA, USA
belak1@llnl.gov

Matthew Bement
Oak Ridge National Laboratory
Oak Ridge, TN, USA
bementmt@ornl.gov

Daniel Laney
Lawrence Livermore National
Laboratory
Livermore, CA, USA
laney1@llnl.gov

Matteo Turilli
Rutgers University
New Brunswick, NJ, USA
Brookhaven National Laboratory
Upton, NY, USA
mturilli@bnl.gov

Shantenu Jha
Rutgers University
New Brunswick, NJ, USA
Brookhaven National Laboratory
Upton, NY, USA
shantenu@bnl.gov

ABSTRACT

When running at scale, modern scientific workflows require middleware to handle allocated resources, distribute computing payloads and guarantee a resilient execution. While individual steps might not require sophisticated control methods, bringing them together as a whole workflow requires advanced management mechanisms. In this work, we used RADICAL-EnTK (Ensemble Toolkit)—one of the SDK components of the ECP ExaWorks project—to implement and execute the novel Exascale Additive Manufacturing (ExaAM) workflows on up to 8000 compute nodes of the Frontier supercomputer at the Oak Ridge Leadership Computing Facility. EnTK allowed us to address challenges such as varying resource requirements (e.g., heterogeneity, size, and runtime), different execution environment per workflow, and fault tolerance. And a native portability feature of the developed EnTK applications allowed us to adjust these applications for Frontier runs promptly, while ensuring an expected level of resource utilization (up to 90%).

CCS CONCEPTS

• **General and reference** → **Experimentation**; • **Software and its engineering** → **Real-time systems software**; • **Information systems** → *Computing platforms*.

KEYWORDS

workflow management, runtime system, HPC middleware, additive manufacturing, Frontier

1 INTRODUCTION

The Exascale Additive Manufacturing project (ExaAM) [14], as part of the DOE Exascale Computing Project (ECP), has developed a

suite of exascale-ready computational tools to model the process-to-structure-to-properties (PSP) relationship for additively manufactured metal components. ExaAM built an uncertainty quantification (UQ) pipeline to quantify the effect that uncertainty has on local mechanical responses in processing conditions. The UQ pipeline consists of 3 main stages, and each stage is represented with a corresponding workflow.

Due to the computational cost of simulating the additive manufacturing process across time and length scales, GPU-capable machines are required to reduce the runtime for the whole PSP workflow that ExaAM is targeting. Additionally, the number of simulations and node requirements to run a simulation increases when traversing the later stages. As a part of the UQ pipeline, this ultimately results in the final stage requiring thousands to tens of thousands of simulations to be run, with each simulation requiring multiple GPU-capable nodes. It is this final stage that truly requires not only an exascale supercomputer in-order to run the full UQ pipeline promptly, but also an efficient ensemble execution middleware to manage the shear number of computational processes being run concurrently.

The UQ pipeline imposes certain requirements on the ensemble management tools: (i) ability to centralize a streamline of the whole pipeline; (ii) control different resource requirements (e.g., either having one large batch job for all workflows or setting a workflow per batch job with the different numbers of acquired compute nodes and runtime); (iii) support different heterogeneous high performance computing (HPC) platforms (including different system architectures); and (iv) fault-tolerance of the tools and executing processes (i.e., computing tasks that represent batch job steps).

In response to the stated requirements, a corresponding workflow management toolkit RADICAL-EnTK (Ensemble Toolkit) [2]—part of the ExaWorks Software Development Kit (SDK) [12]—was

*Both authors contributed equally to this work

evaluated and chosen. EnTK provides the possibility to: (i) automate runs of different workflows together, while providing an isolated execution environment per each workflow; (ii) control the execution state of a workflow and its every task individually; and (iii) handle the size of a workflow dynamically, e.g., create a new workflow stages based on the status of previously executed stages.

ExaWorks [1] – a DOE ECP project – integrates independent middleware to enable the execution of scientific workflows on HPC. ExaWorks SDK satisfies the workflows requirements of diverse consumers, e.g., scientists, facility providers, and developers. It enables teams to produce portable and scalable applications for a wide range of exascale workflows. The SDK does not replace the many workflow solutions already deployed and used by scientists, but rather it provides a robust collection of community-identified technologies and components tested on Leadership Computing Facility (LCF) platforms that can be leveraged by users.

ExaWorks SDK comprises a set of workflow management components that feature clean API designs, enabling them to inter-operate through common software interfaces. The project is working with the open-source community, application developers, large computing facilities and HPC platform vendors to create a sustainable and cross-platform SDK. In particular, the project works with E4S [9], which provides from-source builds and containers as well as robust testing of a broad collection of HPC software packages.

Currently, SDK brings together four seed workflow technologies, specifically Flux, Parsl, RADICAL-Cybertools, and Swift/T. Other applications and projects, such as ExaLearn, CANDLE, ExaSky, EXAALT, MARBL, and ExaAM, utilize the ExaWorks software stack and APIs to implement their workflows.

2 RADICAL BUILDING BLOCKS

RADICAL-Cybertools (RCT) [13] are software building blocks designed to develop efficient and effective tools for scientific computing. Specifically, RCT allow one to develop scientific applications with up to 100,000 heterogeneous computing tasks (i.e., a self-contained process, Python function, or executable, and can be independently executed from other “tasks”) and executing them on the largest HPC platforms in the world at unprecedented scale. RCT support innovative science in multiple domains, including, but not limited to, drug discovery, climate science, material science engineering, computational biology and particle physics.

RCT enable writing workflow applications with *task*-, *resource*- and *platform*-level heterogeneity. Each building block is designed to work as a standalone system or integrated with other tools from RCT, or third-party software tools. Currently, RCT integrate with other ExaWorks SDK components, enabling it to expose diverse functionalities with minimal code editing. As building blocks and components of an evolving software ecosystem, RCT serve a vast array of use cases and scientific communities. Due to the ease of integration within the existing scientific middleware, RCT are well positioned to support the development of domain-specific frameworks (e.g., DeepDriveMD [6]).

Two of the most commonly used building blocks are RADICAL-Pilot (RP) [7] and EnTK. RP is a pilot-enabled runtime system that allows users to concurrently execute up to 10^4 heterogeneous computing tasks on up to 10^5 heterogeneous resources. RP manages

concurrent and sequential execution of single/multi core/GPU/node non/MPI computing tasks on one or more HPC platforms. EnTK is a workflow engine specifically designed to support the coding and execution of scientific workflows represented using the PST model. EnTK PST stands for Pipeline-Stage-Task, where *Pipeline* is a sequence of *Stages*, and each *Stage* is a set of independent computing *Tasks*. Multiple pipelines can be executed concurrently, while stages, within each pipeline, are executed sequentially. Grouping tasks into stages represents dependencies among tasks and enables the concurrent execution of tasks from the same stage. EnTK utilizes RP to acquire and manage HPC resources, and place and launch tasks on those resources.

3 EXAAM WORKFLOWS

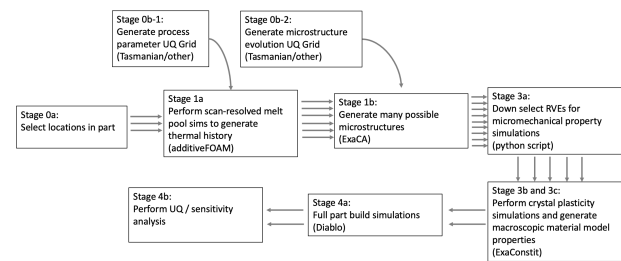


Figure 1: Extended schematic representation of the ExaAM UQ pipeline.

While Fig. 1 shows the full ExaAM UQ pipeline, we will focus on its three main stages.

Stage 0 generates the UQ grid using TASMANIAN [10] and then all the necessary directories and their input files for *Stage 1*.

Stage 1 (melt pool physics + microstructure generation/evolution) can be represented as two sub-stages, where thermal melt pool simulations are run in one sub-stage (AdditiveFOAM [4, 5], an extension of OpenFOAM for AM processes) and the microstructure generation is run in a subsequent sub-stage (ExaCA [8]). *Note* that AdditiveFOAM includes CPU-only computing tasks and requires even and odd runs to generate all melt pool thermal histories. These runs have an associated post-processing step to gather all the necessary output files into a single file for the following sub-stage ExaCA. ExaCA includes CPU-GPU computing tasks. The microstructure is generated for the cartesian product between all the thermal pool cases and different microstructure UQ parameters. Once those runs have completed, a post-processing step occurs to prepare data for the local property calculations.

Stage 3 (local property calculations) runs all the ExaConstit [3] simulations. It is driven by one Python script, which reads in all the generated microstructures; coarsens the microstructures; and generates all the simulation option files and directories associated with all the different loading directions, temperature cases, and representative volume elements (RVEs) from ExaCA microstructures. The script then has a number of built-in job scheduler backends (e.g., Flux, LSF) available and can run/submit all the jobs in one go. Once all the simulations are complete, an optimization script then calculates the necessary macroscopic material model parameters to be used in full part-builds.

We implemented the UQ pipeline as a set of EnTK workflow applications, where each UQ stage corresponds to the EnTK application (with a single EnTK pipeline) and consists of one or more EnTK stages. We implemented the pre-/post-processing operations into dedicated EnTK tasks and grouped them into EnTK stages. Having a dedicated application per UQ stage allows us to execute the stages individually or as part of the whole UQ pipeline. The developed code is located in the project’s GitHub repository [11].

Listing 1: EnTK representation of an ExaCA task on Frontier.

```
import radical.entk as re
import radical.pilot as rp

exaca_path = 'ExaCA/build_amd_cp/install/bin'
exaca_task = re.Task({
    'executable' : f'{exaca_path}/ExaCA-Kokkos',
    'arguments'  : ['inputs.json'],
    'pre_exec'   : [
        'module load craype-accel-amd-gfx90a',
        'module load rocm/5.4.0',
        'export CRAYPE_LINK_TYPE=dynamic',
        'export MPIR_CVAR_GPU_EAGER_DEVICE_MEM=0',
        'export MPICH_GPU_SUPPORT_ENABLED=1'
    ],
    'cpu_reqs'  : {'cpu_processes' : 8,
                  'cpu_threads'   : 7,
                  'cpu_thread_type' : rp.OpenMP},
    'gpu_reqs'  : {'gpu_processes' : 1}
})
```

UQ Stage 1 is transformed into the EnTK application with the following EnTK stages: AdditiveFOAM’s pre-processing and AdditiveFOAM, ExaCA and ExaCA-Analysis. The various melt pool cases (AdditiveFOAM) and microstructure generation cases (ExaCA) are represented as single tasks within each of their corresponding EnTK stages. An example of an ExaCA task implemented with EnTK is shown in Listing 1. All of the logic needed to drive Stage 1 is implemented in one script, which acts as a standalone EnTK application. This application handles failed tasks by re-submitting them as part of the consecutive batch job (i.e., the next EnTK run). This automated process helps to deal with hardware failures to run collected failed tasks using a new job allocation. During re-submission of failed tasks, the execution order is preserved according to the order of the original EnTK stages.

UQ Stage 3 integrates a corresponding EnTK application to leverage all the job ensembles (i.e., set of simulations per batch job). Additional logic has been added so that each ensemble respects Frontier’s job scheduling policy in terms of walltime limits per amount of requested compute nodes. Each simulation is represented as a single EnTK task. Task failures are handled following the same approach as for UQ Stage 1 (re-submitted job size is smaller and correlates to the number of failed tasks).

Using EnTK (which supports multiple job schedulers such as Flux, LSF, Slurm, PBSPro, or Cobalt) allowed us to abandon the manual creation and management of batch scripts in favor of having a single ensemble manager EnTK to handle everything in one large job or subsequent smaller jobs submissions. We also introduced fault-tolerance for task execution level, which improved the efficiency of each EnTK application and UQ pipeline as a whole.

4 FRONTIER RUN

RP as a runtime system underneath any EnTK application guarantees portability of resource management capabilities among HPC platforms with different architectures. We used Crusher (an early-access testbed platform for the Frontier system) to evaluate the upcoming exascale system’s architecture, and to pre-configure and adjust RP components. Since every new platform has a specific configuration for their job scheduler, the runtime system should be configured accordingly, e.g., number of available cores per node, number of cores reserved for system processes, configurable options for multiple concurrent executions per node, etc.

Developed EnTK applications are easily reconfigured for each platform via its resource configuration and corresponding execution environment setup for every task type (e.g., see attribute `pre_exec` for the EnTK task in Listing 1). These applications have been tested on multiple platforms at OLCF with different job schedulers: Summit (LSF), Crusher (Slurm), and Frontier (Slurm).

Early runs on Summit and Crusher utilized up to 10 compute nodes for several hours, and were used to verify the correctness and stability of the execution process before targeting Frontier. With the scale-up on Frontier, resource utilization is the following:

- AdditiveFOAM workflow utilized 40 compute nodes for 2 hours (every task requires 4 nodes with 56 cores per node);
- ExaCA workflow utilized 125 compute nodes for 4 hours (every task requires 1 node and utilizes 8 MPI ranks with 7CPUs-1GPU decomposition);
- ExaConstit workflow utilized 8000 compute nodes (85% of Frontier’s nodes) for up to 3.3 hours to run and orchestrate 7875 tasks (every task requires 8 nodes with 8 MPI ranks per node with the typical 7CPUs-1GPU decomposition, and runtime ~10-25 min).

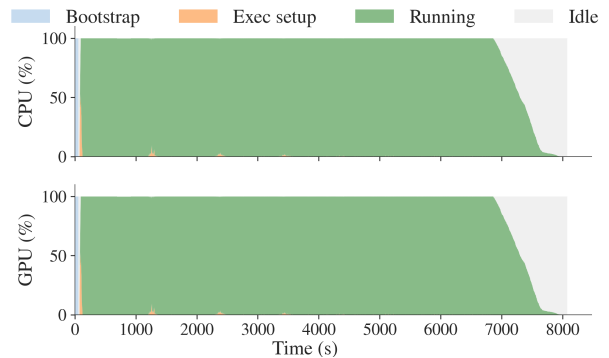


Figure 2: Resource utilization by the EnTK application (UQ Stage 3): 100% corresponds to 448,000 CPU cores (not considering 8 cores per node reserved for system processes) and 64,000 GPUs.

“Full” scale run for UQ Stage 3 constantly utilized most of the available resources (total resource utilization is 90%) with a minimal overhead (OVH) of the EnTK application (i.e., bootstrapping EnTK components). Fig. 2 shows that OVH (light blue color) is just 85s, while the total execution time of all simulations (TTX) is 7989s (the job runtime is 8074s). ExaAM workflows implemented with

EnTK reached a scheduling throughput of 269 tasks/s, launching 51 tasks/s. Those rates are part of Fig. 3 (initial slopes of blue and orange lines), which also shows the number of tasks executing concurrently (orange color) as well as the number of tasks pending to be launched (blue color).

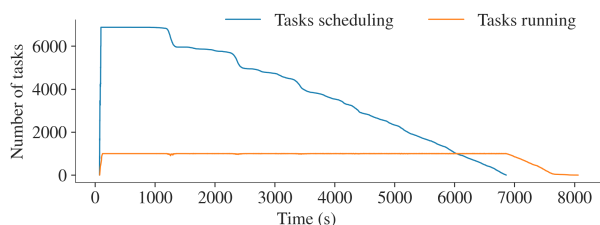


Figure 3: Concurrency of 7875 EnTK tasks (UQ Stage 3) in scheduling and running (execution) states.

We registered only 10 task failures across the UQ Stage 3 run. Two tasks failed on the very last simulation step due to too large of a time step for the specific loading condition and RVE, but they were still far enough out for the purpose of constructing the macroscopic material model parameters. The other eight tasks failed due to a single node failure and ran successfully once automatically re-submitted on Frontier by EnTK.

5 SUMMARY

In this paper, we have presented the novel ExaAM UQ pipeline and its implementation with RADICAL-EnTK. Running simulations for the additive manufacturing process requires an exascale heterogeneous machine (for CPU-GPU intensive computations), as well as an efficient ensemble manager to automate the execution of the whole UQ pipeline and manage varying resource requirements, different execution environments while offering fault-tolerance. Selecting EnTK as a workflow engine ensures running the UQ pipeline efficiently and effectively. Once implemented in EnTK, these applications are portable across multiple LCF platforms. We tested them on OLCF Summit, Crusher and Frontier. For runs on Frontier, we progressively increased scale until executing the ExaConstit workflow with 7875 tasks on 8000 compute nodes (85% of Frontier’s nodes). We achieved a total resource utilization of 90%. We continue to study the scaling challenge, while increasing the number of concurrent simulations and conducting experiments with different job schedulers (e.g., Flux, in case of limitations with Slurm and LSF).

ACKNOWLEDGMENTS

This research used resources of OLCF at the Oak Ridge National Laboratory, which is supported by the Office of Science of the U.S. Department of Energy under Contract No. DE-AC05-00OR22725. This research was supported by the Exascale Computing Project (17-SC-20-SC), a collaborative effort of the U.S. DOE Office of Science and the NNSA, by the ECP ExaWorks project under DOE Contract No. DE-SC0012704, and under the auspices of the U.S. DOE by Lawrence Livermore National Laboratory under Contract No. DE-AC52-07NA27344. We also acknowledge DOE INCITE awards for allocations on Summit, Crusher, Frontier.

REFERENCES

- [1] A. Alsaadi, D.H. Ahn, Y. Babuji, K. Chard, J. Corbett, M. Hategan, S. Herbein, S. Jha, D. Laney, A. Merzky, T. Munson, M. Salim, M. Titov, M. Turilli, T.D. Uram, and J.M. Wozniak. 2021. ExaWorks: Workflows for Exascale. In *2021 IEEE Workshop on Workflows in Support of Large-Scale Science (WORKS)*. 50–57. <https://doi.org/10.1109/WORKS54523.2021.00012>
- [2] V. Balasubramanian, A. Treikalis, O. Weidner, and S. Jha. 2016. Ensemble Toolkit: Scalable and Flexible Execution of Ensembles of Tasks. In *2016 45th International Conference on Parallel Processing (ICPP)*. 458–463. <https://doi.org/10.1109/ICPP.2016.59>
- [3] R.A. Carson, S.R. Wopschall, and J.A. Bramwell. 2019. ExaConstit. [Computer Software]. <https://doi.org/10.11578/dc.20191024.2>
- [4] J. Coleman, K. Kincaid, G.L. Knapp, B. Stump, and A.J. Plotkowski. 2023. *ORN-L/AdditiveFOAM: Release 1.0*. <https://doi.org/10.5281/zenodo.8034098>
- [5] G.L. Knapp, J. Coleman, M. Rolchigo, M. Stoyanov, and A. Plotkowski. 2023. Calibrating uncertain parameters in melt pool simulations of additive manufacturing. *Computational Materials Science* 218 (2023), 111904. <https://doi.org/10.1016/j.commatsci.2022.111904>
- [6] H. Lee, M. Turilli, S. Jha, D. Bhowmik, H. Ma, and A. Ramanathan. 2019. DeepDriveMD: Deep-Learning Driven Adaptive Molecular Simulations for Protein Folding. In *2019 IEEE/ACM Third Workshop on Deep Learning on Supercomputers (DLS)*. IEEE Computer Society, Los Alamitos, CA, USA, 12–19. <https://doi.org/10.1109/DLS49591.2019.00007>
- [7] A. Merzky, M. Turilli, M. Titov, A. Alsaadi, and S. Jha. 2022. Design and Performance Characterization of RADICAL-Pilot on Leadership-Class Platforms. *IEEE Transactions on Parallel & Distributed Systems* 33, 04 (apr 2022), 818–829. <https://doi.org/10.1109/TPDS.2021.3105994>
- [8] M. Rolchigo, S.T. Reeve, B. Stump, G.L. Knapp, J. Coleman, A. Plotkowski, and J. Belak. 2022. ExaCA: A performance portable exascale cellular automata application for alloy solidification modeling. *Computational Materials Science* 214 (2022), 111692. <https://doi.org/10.1016/j.commatsci.2022.111692>
- [9] S. Shende. 2023. E4S Extreme-Scale Scientific Stack. (3 2023). <https://doi.org/10.6084/m9.figshare.22200835.v1>
- [10] M. Stoyanov, D. Lebrun-Grandie, J. Burkardt, and D. Munster. 2013. Tasmanian. [Computer Software]. <https://doi.org/10.11578/dc.20171025.on.1087>
- [11] The ExaAM Project. 2023. GitHub UQ repository. <https://github.com/ExascaleAM/Workflows/>
- [12] The ExaWorks Project. 2023. Software Development Kit. <https://exaworks.org/sdk>
- [13] M. Turilli, A. Merzky, V. Balasubramanian, and S. Jha. 2018. Building Blocks for Workflow System Middleware. In *2018 18th IEEE/ACM International Symposium on Cluster, Cloud and Grid Computing (CCGRID)*. 348–349. <https://doi.org/10.1109/CCGRID.2018.00051>
- [14] J.A. Turner, J. Belak, N. Barton, M. Bement, N. Carlson, R. Carson, S. DeWitt, J.-L. Fattebert, N. Hodge, Z. Jibben, W. King, L. Levine, C. Newman, A. Plotkowski, B. Radhakrishnan, S.T. Reeve, M. Rolchigo, A. Sabau, S. Slattery, and B. Stump. 2022. ExaAM: Metal additive manufacturing simulation at the fidelity of the microstructure. *The International Journal of High Performance Computing Applications* 36, 1 (2022), 13–39. <https://doi.org/10.1177/10943420211042558>