

DEUTERON-PROTON BACKWARD ELASTIC SCATTERING AT GeV ENERGIES

Nadezhda Ladygina[†]

Laboratory of High Energy Physics, Joint Institute for Nuclear Research, 141980 Dubna, Russia

[†] *E-mail: nladygina@jinr.ru*

Abstract

Deuteron-proton elastic scattering is considered at the energies from 880 MeV to 2 GeV at the scattering angles $\theta^* \geq 140^\circ$. The multiple-scattering method is used to calculate the reaction amplitude. Four reaction mechanisms are taken into account: one-nucleon-exchange, single-scattering, and double-scattering with a nucleon and a delta-isobar in the intermediate state. The method allows calculating both unpolarized differential cross section and any polarization observables. All the results obtained are compared to the experimental data.

1 Introduction

It is customary to consider the deuteron-proton elastic scattering as a source of information about the deuteron structure. Meanwhile, studying the reaction at intermediate energies is a good opportunity to understand how various reaction mechanisms work. Deuteron is the simplest nucleus. Investigating the deuteron-nucleon scattering, we gain new knowledge about both the coupled system and the nucleon-nucleon interaction.

Although the first nucleon-deuteron experiments were performed already in the 1950s this reaction is still the subject of investigations. Recently new results have been obtained at the Nuclotron (JINR, Dubna) [1]-[3]. It has been measured both the differential cross sections at the deuteron energies between 1000 and 1800 MeV [3] and polarization observables A_y , A_{yy} , A_{xx} in a wide energy range from 400 MeV to 1800 MeV [2]. However, despite the large amount of the data, there is no theory capable of describing them at such energies.

The results of the measurement of the tensor analyzing power T_{20} and the polarization transfer from the vectorially polarized deuteron to the final proton \varkappa_0 at the deuteron energies from 0.3 to 2.4 GeV at the scattering angle $\theta^* = 180^\circ$ were presented in ref.[4]. In the case when the reaction proceeds according to the simplest one-nucleon-exchange (ONE) mechanism, the $\varkappa_0 - T_{20}$ correlation forms a circle of radius $3/\sqrt{8}$. But the data do not follow the ONE circle. An attempt to explain the discrepancy between the data and theory predictions by relativistic effects was unsuccessful. In ref.[5], relativistic effects in the dp backward scattering were investigated in detail. The reaction was considered within the ONE frame. It was shown that despite the importance of relativistic effects it is impossible to describe the data by taking into account only ONE reaction mechanism.

In previous papers we suggested a model based on the multiple expansion of the reaction amplitude in powers of the nucleon-nucleon t -matrix [6]-[7]. We avoid the angular momentum decomposition because of the need to take into account too many partial waves to achieve convergence at intermediate and high energies. Instead of this, we use

some parameterizations both for the nucleon-nucleon t -matrix and for the deuteron wave function. These parameterizations were defined independently of our approach. We do not introduce any new parameters to achieve better agreement between the calculation results and the data. Because the energies are high enough for the manifestation of mesonic intermediate states, we include into consideration the Δ -isobar term [8]. This modification is the more relevant because we study the dp-elastic scattering at the large scattering angles.

The basic points of the model are introduced in Sect.2. We give definitions of the observables of interest in Sect.3. The results obtained are presented and discussed in Sect.4. Finally, some conclusions.

2 General formalism

The amplitude of the deuteron-proton elastic scattering \mathcal{J} can be defined through the matrix element of the transition operator U_{11} :

$$U_{dp \rightarrow dp} = \delta(E_d + E_p - E'_d - E'_p) \mathcal{J} = \langle 1(23) | [1 - P_{12} - P_{13}] U_{11} | 1(23) \rangle. \quad (1)$$

Here, the notation of U_{11} means that the transition is between states in which nucleon 1 is free, and nucleons 2 and 3 form the deuteron in both the initial and final states. We denote such a state as $|1(23)\rangle$. Since the initial and final states are antisymmetric with respect to the permutation of two nucleons, Eq.(1) includes the permutation operators P_{ij} .

In order to calculate the three particle transition operator U_{ij} , Alt, Grassberger, and Sandhas [9] suggested the following set of equations for rearrangement scattering operators:

$$\begin{aligned} U_{11} &= t_2 g_0 U_{21} + t_3 g_0 U_{31}, \\ U_{21} &= g_0^{-1} + t_1 g_0 U_{11} + t_3 g_0 U_{31}, \\ U_{31} &= g_0^{-1} + t_1 g_0 U_{11} + t_2 g_0 U_{21}, \end{aligned} \quad (2)$$

where $t_1 = t(2,3)$, etc., is the t -matrix of the two-nucleon interaction and g_0 is the free three-particle propagator. The indices ij for the transition operators U_{ij} denote free particles i and j in the final and initial states, respectively.

To define U_{11} we iterate Eq.(2) over the two-particle matrix t_i . Restricting the sequence to the t_i -second-order terms, we can present the reaction amplitude as a sum of the four contributions:

$$\mathcal{J}_{dp \rightarrow dp} = \mathcal{J}_{\text{ONE}} + \mathcal{J}_{\text{SS}} + \mathcal{J}_{\text{DS}} + \mathcal{J}_{\Delta}, \quad (3)$$

This equation includes one-nucleon exchange (ONE), single scattering (SS), double scattering (DS), and rescattering with Δ -excitation in the intermediate state.

The diagram corresponding to ONE is presented in Fig.1a. This term does not contain the NN t -matrix. Here, the initial deuteron breaks up to two nucleons, a proton and a neutron. The neutron interacts with the beam proton and they form the deuteron in

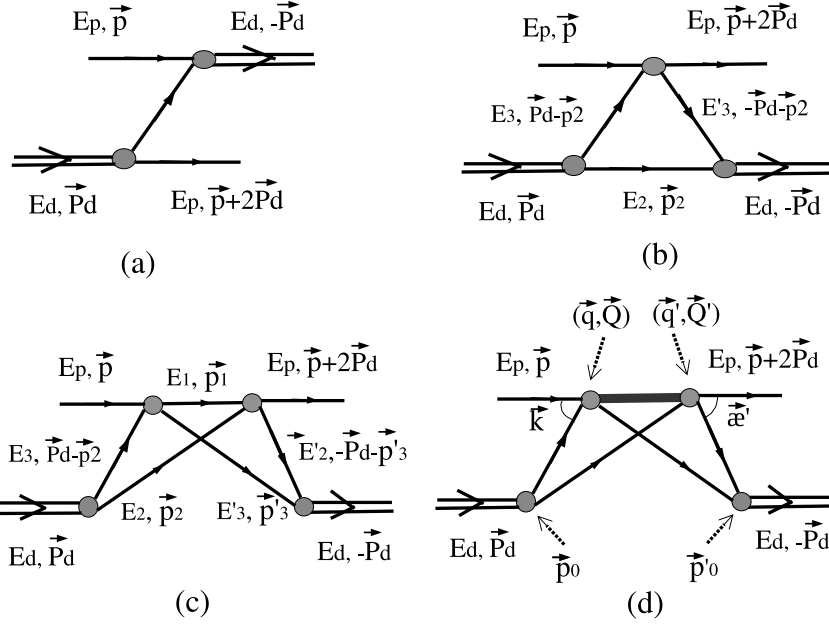


Figure 1: The diagrams included into consideration: (a) the one-nucleon exchange diagram; (b) the single scattering diagram; (c) the double scattering diagram with a nucleon in the intermediate state; (d) the double scattering diagram with Δ -isobar in the intermediate state.

the final state while the proton moves as a spectator. The contribution of ONE into the deuteron-proton reaction amplitude is described as

$$\mathcal{J}_{ONE} = -2 \langle 1(23) | P_{12} g_0^{-1} | 1(23) \rangle . \quad (4)$$

Explicitly this expression can be presented in the following form:

$$\begin{aligned} \mathcal{J}_{ONE} = & -\frac{1}{2} (E_d - E_p - \sqrt{m_N^2 + \vec{p}^2 - \vec{P}_d^2}) \cdot \\ & \langle \vec{p}' m'; -\vec{P}_d \mathcal{M}'_d | \Omega_d^\dagger(23) [1 + (\boldsymbol{\sigma}_1 \boldsymbol{\sigma}_2)] \Omega_d(23) | \vec{P}_d \mathcal{M}_d; \vec{p} m \rangle , \end{aligned} \quad (5)$$

where $\Omega_d(23)$ is the deuteron wave function, the kinematic factor is from the three-nucleon free propagator g_0^{-1} and the permutation operator in spin space is $P_{12}(\sigma) = \frac{1}{2}[1 + (\boldsymbol{\sigma}_1 \boldsymbol{\sigma}_2)]$. Spin quantum numbers are denoted as m_i and \mathcal{M}_d for nucleons and deuterons, respectively.

For our further calculations we need, first of all, an expression for the deuteron wave function. There are well-known parameterizations of the deuteron wave function, such as Bonn[10], CD Bonn [11], Paris[12] etc. But all these parameterizations are non-relativistic and are functions of the relative momentum of the nucleons. Moreover, they are defined in the deuteron rest frame. However, we have two deuterons: one in the initial and the other in the final states. In such a way, if we choose the rest frame of the initial deuteron, the final deuteron moves with rather large momentum and the relative momentum of the nucleons is more than 1 GeV/c. Therefore, we perform all the calculations in the deuteron

Breit frame, where the deuterons move in opposite directions with equal momenta (Fig.1).

$$E_d = E'_d = \sqrt{M_d^2 + \vec{P}_d^2}, \quad E_p = E'_p = \sqrt{m^2 + \vec{p}^2}, \quad (\vec{p}\vec{P}_d) = -\vec{P}_d^2. \quad (6)$$

It allows us to minimize the relative momenta of the nucleons in both deuterons. As a consequence, the non-relativistic deuteron wave function can be applied in the energy range under consideration.

In the rest frame the non-relativistic wave function of the deuteron depends only on one variable \vec{p}_0 , which is the relative momentum of the outgoing proton and neutron:

$$\langle \mu_p \mu_n | \Omega_d | \mathcal{M}_d \rangle = \frac{1}{\sqrt{4\pi}} \langle \mu_p \mu_n | \{ u(p_0) + \frac{w(p_0)}{\sqrt{8}} [3(\sigma_1 \hat{p}_0)(\sigma_2 \hat{p}_0) - (\sigma_1 \sigma_2)] \} | \mathcal{M}_d \rangle,$$

where $u(p_0)$ and $w(p_0)$ describe the S and D components of the deuteron wave function [10], [11], [12], \hat{p}_0 is the unit vector in \vec{p}_0 direction.

In order to get the wave function of the moving deuteron, it is necessary to apply the Lorenz transformations for the kinematical variables and Wigner rotations for the spin states. This procedure has been expounded in ref.[6]. The proton-neutron relative momenta for the initial \vec{p}_0 and final \vec{p}'_0 deuterons are expressed in ONE case (Fig.1a) as:

$$\vec{p}_0 = \vec{p} + \vec{P}_d \left[1 + \frac{E_n + E^*}{E_p + E_n + E^*} \right], \quad \vec{p}'_0 = \vec{p} + \vec{P}_d \left[1 - \frac{E_n + E^*}{E_p + E_n + E^*} \right]. \quad (7)$$

Here $E_n = \sqrt{m_N^2 + \vec{p}^2} - \vec{P}_d^2$ and $E^* = \sqrt{(E_p + E_n)^2 - \vec{P}_d^2}/2$ are the struck neutron energy in the moving deuteron frame and rest deuteron frame, respectively. Note that $|\vec{p}_0| = |\vec{p}'_0|$. It can be seen from Eq.7 that the relative momentum of the nucleons in the moving deuteron depends on two momenta: one of the nucleon and the deuteron. It is not surprising since a two-particle system has two variables: the relative momentum and the total momentum of the pair, or other combinations of these variables. When we are dealing with a non-relativistic wave function in the deuteron rest frame we also have two momenta, but one of them is equal to zero.

The next term in the dp -elastic scattering amplitude Eq.(3) is the single scattering one:

$$\mathcal{J}_{SS} = 2 \langle 1(23) | [1 - P_{12}] t_3 | 1(23) \rangle. \quad (8)$$

The corresponding diagram is presented in Fig.(1b). This term is the first-order term of the nucleon-nucleon t -matrix. Here, the nucleon from the initial deuteron interacts with the beam proton. This interaction is described by NN t -matrix. Then, one of the scattered nucleon combines with another nucleon from the initial deuteron and they form the final deuteron. Since the nucleons are indistinguishable after scattering, a permutation operator is present in the amplitude. The operator is included in the definition of the t -matrix during further calculation.

Following the standard procedure we get the expression for the single scattering amplitude:

$$\begin{aligned} \mathcal{J}_{SS} = & \int d\vec{q}' \langle -\vec{P}_d \mathcal{M}'_d | \Omega_d^\dagger | \vec{q}' m'', -\vec{P}_d - \vec{q}' m'_3 \rangle \\ & \langle \vec{p}' m', -\vec{P}_d - \vec{q}' | \frac{3}{2} t_{12}^1 + \frac{1}{2} t_{12}^0 | \vec{p} m, \vec{P}_d - \vec{q}' m'_2 \rangle \langle \vec{q}' m'', \vec{P}_d - \vec{q}' m'_2 | \Omega_d | \vec{P}_d \mathcal{M}_d \rangle. \end{aligned} \quad (9)$$

The relative momenta of two nucleons for the initial and final deuterons for SS-case are

$$\vec{p}_0 = \vec{q}' - \vec{P}_d \frac{E_2 + E^*}{E_2 + E_3 + 2E^*} \quad \vec{p}'_0 = \vec{q}' + \vec{P}_d \frac{E_2 + E'^*}{E_2 + E'_3 + 2E'^*} \quad , \quad (10)$$

where the nucleons energies E_2, E_3, E'_3 in the reference frame are defined by the standard manner (Fig.1b)

$$E_2 = \sqrt{m_N^2 + \vec{q}'^2} \quad , \quad E_3 = \sqrt{m_N^2 + (\vec{P}_d - \vec{q}')^2} \quad , \quad E'_3 = \sqrt{m_N^2 + (\vec{P}_d + \vec{q}')^2} \quad (11)$$

and these energies in the center-of-mass of the two nucleons forming the initial and final deuterons are equal, correspondingly, to

$$E^* = \frac{1}{2} \sqrt{(E_2 + E_3)^2 - \vec{P}_d^2} \quad , \quad E'^* = \frac{1}{2} \sqrt{(E_2 + E'_3)^2 - \vec{P}_d^2} \quad . \quad (12)$$

The nucleon-nucleon scattering is described by the antisymmetrized t -matrix t_{ij}^T . Superscript T corresponds to the isospin of the nucleon pair. We use the parameterization of this matrix offered by Love and Franey [13]. This is the on-shell NN t -matrix defined in the center-of-mass:

$$\begin{aligned} \langle \varkappa'^* \mu'_1 \mu'_2 | t_{c.m.} | \varkappa^* \mu_1 \mu_2 \rangle = & \langle \varkappa'^* \mu'_1 \mu'_2 | A + B(\boldsymbol{\sigma}_1 \hat{N}^*)(\boldsymbol{\sigma}_2 \hat{N}^*) + \\ & C(\boldsymbol{\sigma}_1 + \boldsymbol{\sigma}_2) \cdot \hat{N}^* + D(\boldsymbol{\sigma}_1 \hat{q}^*)(\boldsymbol{\sigma}_2 \hat{q}^*) + F(\boldsymbol{\sigma}_1 \hat{Q}^*)(\boldsymbol{\sigma}_2 \hat{Q}^*) | \varkappa^* \mu_1 \mu_2 \rangle . \end{aligned} \quad (13)$$

The orthonormal basis $\{\hat{q}^*, \hat{Q}^*, \hat{N}^*\}$ is a combination of the nucleon relative momenta in the initial \varkappa^* and final \varkappa'^* states:

$$\hat{q}^* = \frac{\varkappa^* - \varkappa'^*}{|\varkappa^* - \varkappa'^*|} \quad , \quad \hat{Q}^* = \frac{\varkappa^* + \varkappa'^*}{|\varkappa^* + \varkappa'^*|} \quad , \quad \hat{N}^* = \frac{\varkappa^* \times \varkappa'^*}{|\varkappa^* \times \varkappa'^*|} \quad . \quad (14)$$

The amplitudes A, B, C, D, F are the functions of the center-of-mass energy and scattering angle. The radial parts of these amplitudes are taken as a sum of Yukawa terms. A new fit of the model parameters [14] was done in accordance with the phase-shift-analysis data SP07 [15].

Since the matrix elements are expressed via the effective NN -interaction operators sandwiched between the initial and final plane-wave states, this construction can be extended to the off-shell case allowing the initial and final states to get the current values of \varkappa and \varkappa' . Obviously, this extrapolation does not change the general spin structure.

The double scattering contribution (Fig.1c) is defined by a deuteron wave function and two nucleon-nucleon t -matrices. Here, a nucleon from the initial deuteron is scattered on the beam proton as it was in the single-scattering case. But then one of the scattered nucleons again interacts with another nucleon from the initial deuteron. Thus, we have second NN vertex. The final deuteron is formed by scattered nucleons from the first and second NN-scatterings. Also we have here three-nucleon propagator:

$$\begin{aligned} \mathcal{J}_{DS} = & \int d\vec{p}_2 d\vec{p}_3 \langle -\vec{P}_d \mathcal{M}'_d | \Omega_d^\dagger | -\vec{P}_d - \vec{p}_3 \ m'_2, \vec{p}_3 \ m'_3 \rangle \\ & \langle \vec{p}' \ m', -\vec{P}_d - \vec{p}_3 \ m'_2, \vec{p}_3 \ m'_3 | \\ & \frac{t_{3(NN)}^1(E') t_{2(NN)}^1(E) + [t_{3(NN)}^1(E') + t_{3(NN)}^0(E')][t_{2(NN)}^1(E) + t_{2(NN)}^0(E)]/4}{E_d + E_p - E_1 - E_2 - E'_3 + i\varepsilon} \\ & | \vec{p} \ m, \vec{p}_2 \ m_2, \vec{P}_d - \vec{p}_2 \ m_3 \rangle \langle \vec{p}_2 \ m_2, \vec{P}_d - \vec{p}_2 \ m_3 | \Omega_d | \vec{P}_d \mathcal{M}_d \rangle . \end{aligned} \quad (15)$$

The argument of the NN -matrix is defined as the three-nucleon on-shell energy excluding the energy of the nucleon which does not participate in the interaction:

$$E = E_d + E_p - E_2, \quad E' = E_d + E_p - E'_3. \quad (16)$$

The structure of the delta amplitude (Fig.1d) looks like the double-scattering one. But here we have $NN \rightarrow \Delta N$ matrices instead the nucleon-nucleon matrices and $NN\Delta$ -propagator instead three-nucleon one.

$$\begin{aligned} \mathcal{J}_\Delta = & 2 \int d\vec{p}_2 d\vec{p}_3 dE_\Delta d\vec{p}_\Delta \delta(E_\Delta - \sqrt{\mu^2 + p_\Delta^2}) \delta(\vec{p} + \vec{P}_d - \vec{p}_2 - \vec{p}_3 - \vec{p}_\Delta)_1 < \frac{1}{2} \tau' \frac{1}{2} m' \vec{p}' | \\ & {}_{23} < 00; -\vec{P}_d 1 \mathcal{M}'_d | \Omega_d^\dagger [1 - P_{12}] | t_{3(N\Delta)}(E') \frac{1}{E - E_2 - E'_3 - E_\Delta + i\Gamma(E_\Delta/2)} | \Psi_{\vec{p}_\Delta}(E_\Delta) >_1 \\ & | \frac{1}{2} \tau_2 \frac{1}{2} m_2 \vec{p}_2; \frac{1}{2} \tau_3 \frac{1}{2} m_3 \vec{p}_3 >_{23} \quad {}_{23} < \frac{1}{2} \tau_2 \frac{1}{2} m_2 \vec{p}_2; \frac{1}{2} \tau_3 \frac{1}{2} m_3 \vec{p}_3 | \\ & {}_1 < \Psi_{\vec{p}_\Delta}(E_\Delta) | t_{2(N\Delta)}(E) [1 - P_{13}] \Omega_d | \vec{P}_d 1 \mathcal{M}_d; 00 >_{23} | \frac{1}{2} \tau \frac{1}{2} m \vec{p} >_1 \end{aligned} \quad (17)$$

Here a full set of the particles quantum numbers was included into the amplitude definition. Isospin and spin quantum numbers are marked by τ and m or \mathcal{M}_d , respectively. The indexes near the bracket correspond to the particle numbers.

The distribution function of the delta energy

$$|\Psi_{\vec{p}_\Delta}(E_\Delta) \rangle \langle \Psi_{\vec{p}_\Delta}(E_\Delta) | = \rho(E_\Delta) \quad (18)$$

is defined through the delta width $\Gamma(\mu)$:

$$\rho(\mu) = \frac{1}{2\pi} \frac{\Gamma(\mu)}{(E_\Delta(\mu) - E_\Delta(m_\Delta))^2 + \Gamma^2(\mu)/4}, \quad (19)$$

where $\mu^2 = E_\Delta^2 - \vec{p}_\Delta^2$ is the squared four-momentum of the delta. The delta width depends on the energy. Here we use the standard parameterization of $\Gamma(\mu)$ taking into account the Δ off-shell corrections [16],[17]:

$$\Gamma(\mu) = \Gamma_0 \frac{p^3(\mu^2, m_\pi^2)}{p^3(m_\Delta^2, m_\pi^2)} \cdot \frac{p^2(m_\Delta^2, m_\pi^2) + \gamma^2}{p^2(\mu^2, m_\pi^2) + \gamma^2}. \quad (20)$$

where $p(x^2, m_\pi^2)$ is the momentum in the πN -center-of-mass:

$$p(x^2, m_\pi^2) = \sqrt{(x^2 + m_N^2 - m_\pi^2)^2/4x^2 - m_N^2}. \quad (21)$$

In our calculation, we use the following values of constants:

$$\Gamma_0 = 0.120 \text{ GeV}, \quad \gamma = 0.200 \text{ GeV}, \quad m_\Delta = 1.232 \quad (22)$$

In the Born approximation, the $NN \rightarrow N\Delta$ t -matrix can be replaced with the corresponding potential:

$$\langle \vec{p}, \frac{1}{2} m, \frac{1}{2} \tau | t_{(N\Delta)}(E) | \Psi_{\vec{p}_\Delta}(E_\Delta) \rangle \approx \langle \vec{p}, \frac{1}{2} m, \frac{1}{2} \tau | V_{(N\Delta)}(E) | \Psi_{\vec{p}_\Delta}(E_\Delta) \rangle \quad (23)$$

The potential for the $NN \rightarrow N\Delta$ transition is based on the π - and ρ - exchanges [16]:

$$\begin{aligned} V_{\beta\alpha}^{(\pi)} &= -\frac{f_\pi f_\pi^*}{m_\pi^2} F_\pi^2(t) \frac{q^2}{m_\pi^2 - t} (\vec{\sigma} \cdot \hat{q})(\vec{S} \cdot \hat{q})(\vec{\tau} \cdot \vec{T}) \\ V_{\beta\alpha}^{(\rho)} &= -\frac{f_\rho f_\rho^*}{m_\rho^2} F_\rho^2(t) \frac{q^2}{m_\rho^2 - t} \{(\vec{\sigma}\vec{S}) - (\vec{\sigma} \cdot \hat{q})(\vec{S} \cdot \hat{q})\}(\vec{\tau} \cdot \vec{T}) \end{aligned} \quad (24)$$

Here, t is the four transfer momentum and \vec{q} is the corresponding three transfer momentum. The operators $\vec{\sigma}(\vec{\tau})$ are $\frac{1}{2}$ - spin (isospin) operators defined by Pauli matrices while $\vec{S}(\vec{T})$ operators correspond to $\frac{1}{2} \rightarrow \frac{3}{2}$ spin (isospin) transition. m_π and m_ρ are pion and ρ - meson masses. The coupling constant f_π is related with the $NN\pi$ vertex and f_π^* corresponds to the $N\Delta\pi$ one. It concerns also ρ - coupling constants.

$$\begin{aligned} f_\pi &= 1.008 & f_\pi^* &= 2.156 \\ f_\rho &= 7.8 & f_\rho^* &= 1.85f_\rho \end{aligned} \quad (25)$$

The hadronic form factor was chosen in a pole form as it was suggested in [18]:

$$F_x(t) = [(\Lambda_x^2 - m_x^2)/(\Lambda_x^2 - t)]^n \quad (26)$$

In our calculation, we use $\Lambda_\pi = 0.8$ GeV, $\Lambda_\rho = 1.8$ GeV. The exponent n is equal to 1 for π -meson and 2 for ρ -meson.

Since two nucleon states in the $NN \rightarrow N\Delta$ vertexes are antisymmetrized, two permutation operators appear in Eq.(17). As consequence, the Δ - amplitude contains four terms: one direct, two exchange, and one double-exchange ones. The permutation operator P_{ij} involves the permutation of all quantum numbers. Here, it is permutation over momentum, spin, and isospin indexes: $P_{ij} = P_{ij}(p)P_{ij}(\sigma)P_{ij}(\tau)$.

3 Polarization observables

The dp elastic scattering amplitude $\mathcal{J}_{dp \rightarrow dp}$ can be decomposed in spin-1 operators S_i , Q_{ij} and spin-1/2 operators σ_i acting in the deuteron and proton spin space, respectively, as[19]:

$$\begin{aligned} \mathcal{J}_{dp \rightarrow dp} &= \langle m' \mathcal{M}'_d | f_1 + f_2(\vec{S}\vec{y}) + f_3 Q_{xx} + f_4 Q_{yy} + f_5(\vec{\sigma}\vec{x})(\vec{S}\vec{x}) + \\ &\quad f_6(\vec{\sigma}\vec{x})Q_{xy} + f_7(\vec{\sigma}\vec{y}) + f_8(\vec{\sigma}\vec{y})(\vec{S}\vec{y}) + f_9(\vec{\sigma}\vec{y})Q_{xx} + \\ &\quad f_{10}(\vec{\sigma}\vec{y})Q_{yy} + f_{11}(\vec{\sigma}\vec{z})(\vec{S}\vec{z}) + f_{12}(\vec{\sigma}\vec{z})Q_{yz} | m \mathcal{M}_d \rangle \quad . \end{aligned} \quad (27)$$

This decomposition is general and does not depend on the method by which the amplitude is calculated. Due to the time-reversal and parity invariance, we have only 12 linearly independent amplitudes f_i . The operators σ_i are the Pauli matrices, while S_i and Q_{ij} are the spin-1 vector and quadrupole operators, respectively:

$$Q_{ij} = \frac{3}{2}(S_i S_j + S_j S_i) - 2\delta_{ij} \hat{I} \quad , \quad Q_{xx} + Q_{yy} + Q_{zz} = 0 \quad . \quad (28)$$

However, explicit expressions of the amplitudes can only be obtained using some model. In particular, the amplitudes f_i can be calculated within the framework of the technique

presented in the previous section. Note, if we know reaction amplitude we can construct both an unpolarized differential cross section and any polarization observables.

The differential cross section of the dp elastic scattering is expressed in the center-of-mass via the squared reaction amplitude by:

$$\frac{d\sigma}{d\Omega^*} = (2\pi)^4 \cdot \frac{1}{6} \cdot \frac{1}{s} Tr(\mathcal{F}\mathcal{F}^\dagger), \quad (29)$$

where s is the Mandelstam invariant variable, $s = (P_d + p)^2$. The invariant amplitude \mathcal{F} is related to the amplitude in the Breit frame (or any other frame) as:

$$\mathcal{F} = \sqrt{E'_d E'_p} \mathcal{J} \sqrt{E_d E_p}.$$

The squared dp -amplitude summarized over all the spin projections can be presented through amplitudes f_i as

$$\begin{aligned} Tr(\mathcal{J}\mathcal{J}^\dagger) &= 6(f_1^2 + f_7^2) + 4(f_2^2 + f_5^2 + f_8^2 + f_{11}^2) + \frac{4}{3}(f_3^2 + f_4^2 + f_9^2 + f_{10}^2) + \\ &(f_6^2 + f_{12}^2) - \frac{4}{3}Re(f_3 f_4^* + f_9 f_{10}^*) . \end{aligned} \quad (30)$$

In this paper, we consider only two polarization observables at the scattering angle in the center-of-mass $\theta^* = 180^\circ$. The first of them is the tensor analyzing power T_{20} and another is the polarization transfer from the initial deuteron to the final proton \varkappa_0 . The observables are defined through the reaction amplitude by relations [20]:

$$T_{20} = \frac{1}{\sqrt{2}} A_{zz} , \quad A_{ij} = \frac{Tr(\mathcal{J}Q_{ij}\mathcal{J}^\dagger)}{Tr(\mathcal{J}\mathcal{J}^\dagger)} , \quad \varkappa_0 = \frac{3}{2} \frac{Tr(\mathcal{J}S_y\mathcal{J}^\dagger\sigma_y)}{Tr(\mathcal{J}\mathcal{J}^\dagger)} \quad (31)$$

Due to Eq.(28), $A_{zz} = -(A_{xx} + A_{yy})$. Moreover, $A_{xx} = A_{yy}$ at $\theta^* = 180^\circ$. In such a way, it is enough to know the expression for A_{yy} to find $T_{20}(180^\circ)$. Using the standard technique and definitions (27), (31) one can calculate traces to define tensor analyzing powers

$$\begin{aligned} Tr(\mathcal{J}Q_{yy}\mathcal{J}^\dagger) &= 4(f_2^2 + f_8^2) + \frac{2}{3}(f_3^2 + f_9^2) - \frac{4}{3}(f_4^2 + f_{10}^2) - 2(f_5^2 + f_{11}^2) - \\ &\frac{1}{2}(f_6^2 + f_{12}^2) + 8Re(f_1 f_4^* + f_7 f_{10}^*) - 4Re(f_1 f_3^* + f_7 f_9^*) + \\ &\frac{4}{3}Re(f_3 f_4^* + f_9 f_{10}^*) , \end{aligned} \quad (32)$$

and polarization transfer from the deuteron to the proton

$$\begin{aligned} Tr(\mathcal{J}S_y\mathcal{J}^\dagger\sigma_y) &= 8Re(f_1 f_8^* + f_2 f_7^*) - \frac{4}{3}Re(f_2 f_9^* + f_3 f_8^*) + \frac{8}{3}Re(f_2 f_{10}^* + f_4 f_8^*) + \\ &4Re(f_5 f_{11}^*) + Re(f_6 f_{12}^*). \end{aligned} \quad (33)$$

In general, we have to apply the spin transformation to relate the observables in the center-of-mass and Breit frames. However, we have considered only those observables that are due to the polarization along the normal to the scattering plane. In this case, the definitions of the polarization observables are identical for both frames. This is not the case for other observables such as A_{xx} , A_{xz} , etc.

4 Results

We applied the method to describe angular dependence of the differential cross sections at the backward scattering angles $\theta^* \geq 140^\circ$ at four deuteron energies of 880, 1000, 1200, and 1300 MeV. All calculations were performed with CD Bonn deuteron wave function [11]. The results are presented in Figs.2-5. Four curves in the figures correspond to the calculations taking into account different reaction mechanisms.

It is well known that the data on the differential cross sections show some enhancement at the backward angles what is well seen in the figures. However, the calculation results obtained without the Δ -isobar lie below the data. Moreover the difference between the data and the results increases with the energy growing. When we include the Δ -isobar into consideration we get rather good agreement between the data and theory in the case when both π - and ρ -mesons are taken into account. When we include only π -meson in the Δ -isobar description we get overestimated values for the differential cross sections. Despite the fact that the inclusion of the DS-term does not describe the rise, this term makes a significant contribution into the amplitude and increases the value several times compared to the result obtained with the ONE+SS term only.

It is interesting to look at the manifestation of the various mechanisms at the special scattering angle of 180° . An energy dependence of the differential cross section is presented in Fig.6. The data demonstrate a shoulder at the energies between about 500 and 1400 MeV which is not described by the calculations without Δ -isobar. The curves obtained taking into account only ONE+SS and ONE+SS+DS rapidly descend and pass below the data. Inclusion of Δ -isobar into consideration allows us to describe the shoulder and significantly improve an agreement between the data and theoretical predictions. As in the case of the angular distributions of the differential cross sections, we get overestimated values when we include only π - meson in the Δ -isobar definition.

Tensor analyzing power T_{20} is presented in Fig.7 as a function of the deuteron energy. The result, which takes into account only the simplest reaction mechanism -ONE, is close to the data obtained at low energies up to about 500 MeV. At higher energies, the data go up while ONE curve drops to a minimum equal to $-\sqrt{2}$ at the deuteron energy of about 1 GeV. Adding the single- and double- scattering terms does not significantly improve the situation. The results obtained with Δ -isobar are close to the data at the energy exceeding 1.3 GeV. However, in the energy range between 0.7 and 1.3 GeV, the experimental data show a rise, while the curve rises slightly. Although, in this case, we see a discrepancy between the data and theory predictions, the behaviour of the Δ -curve qualitatively corresponds to the data.

The role of the Δ -isobar is clearly manifested in the polarization transfer \varkappa_0 , which is shown in Fig. 8 versus the deuteron energy. The data show a sharp drop at the deuteron energy between 400 and 600 MeV, and then reach a plateau. The results obtained with the inclusion of Δ -isobar reproduce the shape of the data while the results of the calculations performed without Δ -isobar are far from the data.

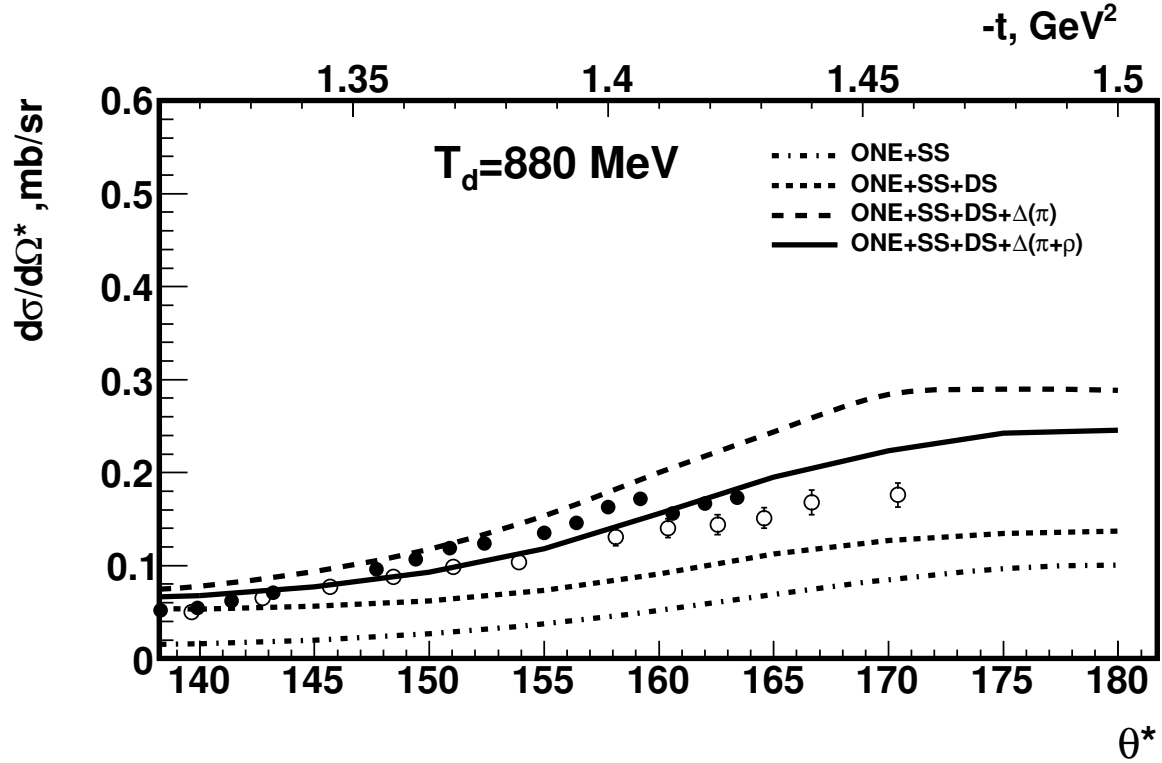


Figure 2: The angular dependence of the differential cross section at the deuteron energy $T_d = 880$ MeV. The data are from \circ -[21] at $T_d = 850$ MeV \bullet -[22] at $T_d = 940$ MeV

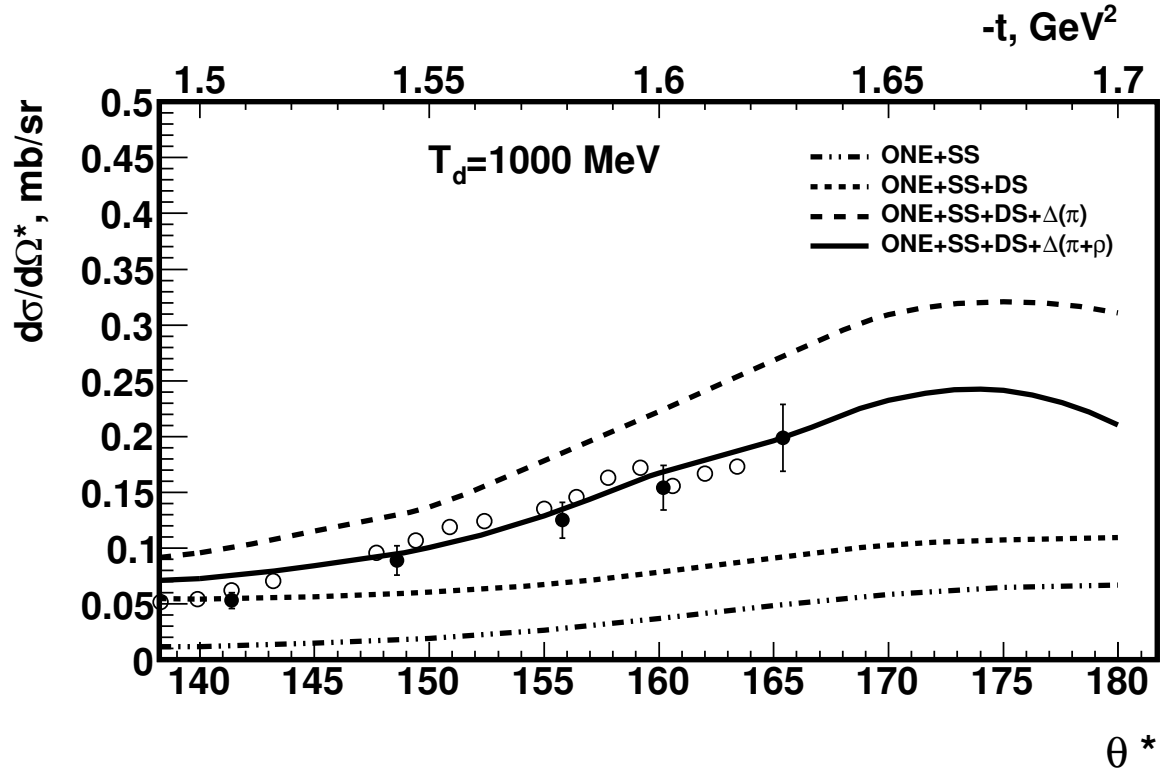


Figure 3: The angular dependence of the differential cross section at the deuteron energy at $T_d = 1000$ MeV. The data are from \circ -[22] at $T_d = 940$ MeV, \bullet -[23] at $T_d = 1169$ MeV.

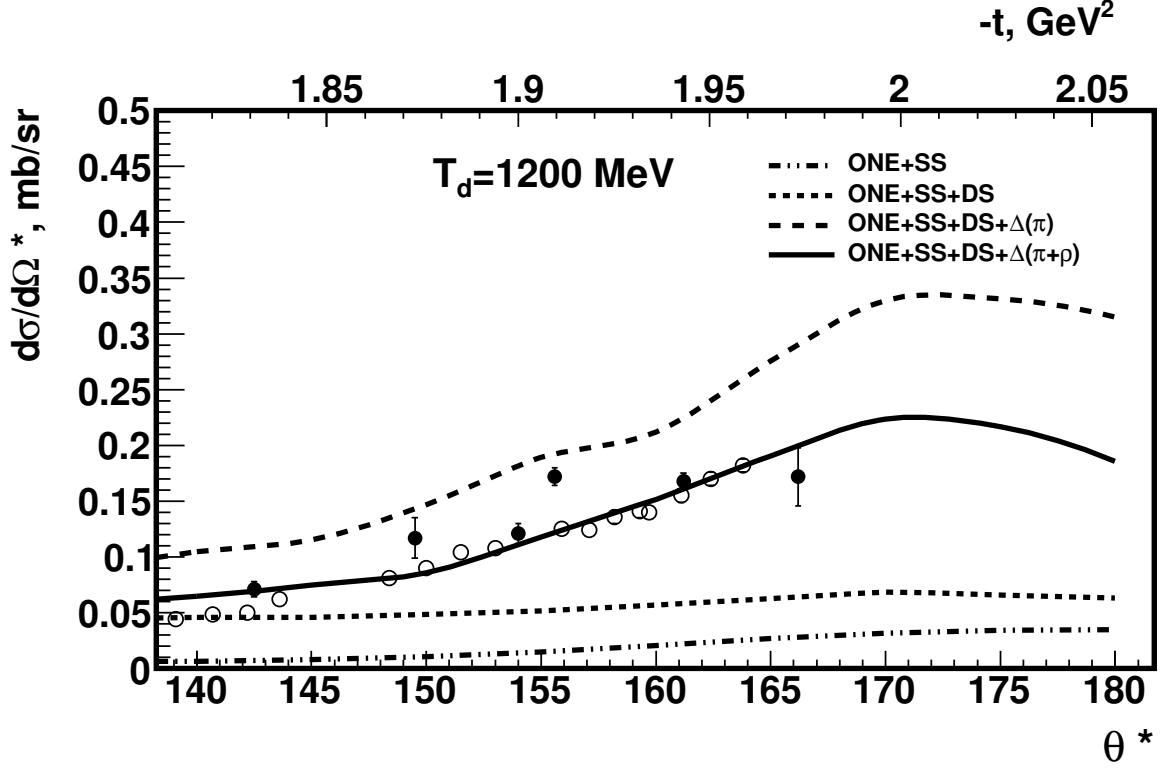


Figure 4: The angular dependence of the differential cross section at the deuteron energy at $T_d = 1200$ MeV. The data are from \circ -[22] at $T_d = 1169$ MeV, \bullet -[24] at $T_d = 1200$ MeV.

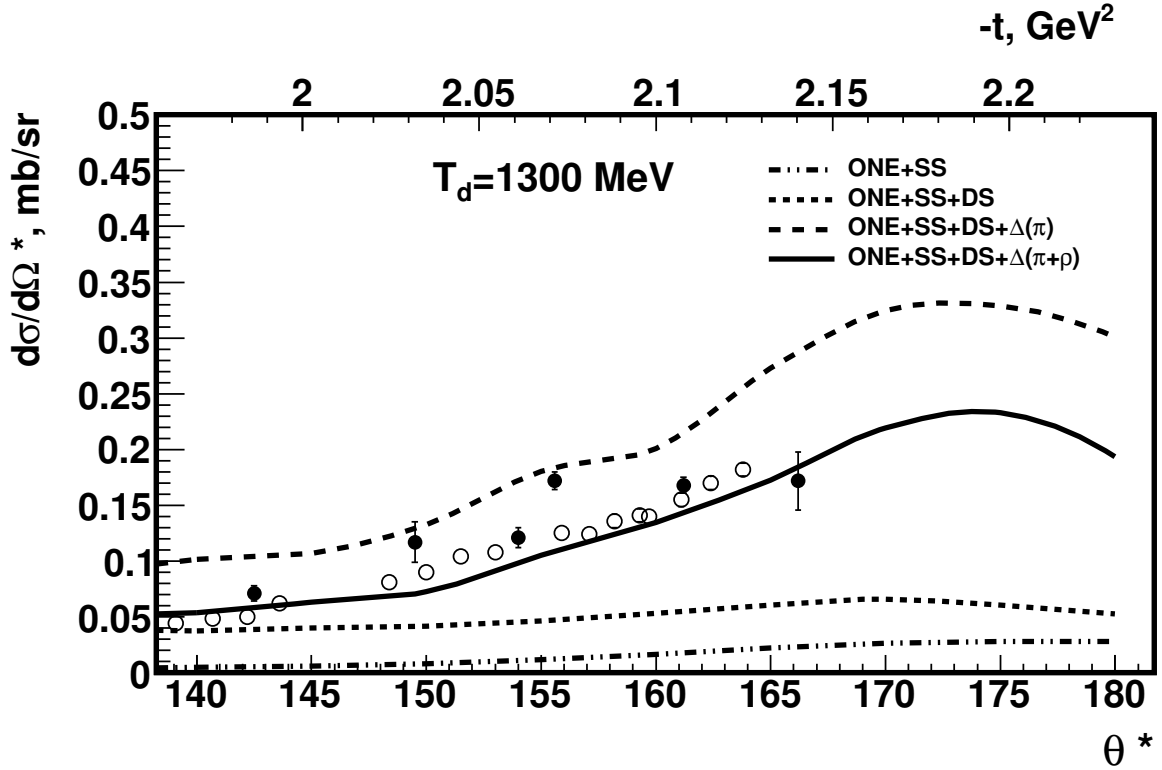


Figure 5: The angular dependence of the differential cross section at the deuteron energy $T_d = 1300$ MeV. The data are from \circ -[22] at $T_d = 1169$ MeV, \bullet -[24] at $T_d = 1200$ MeV.

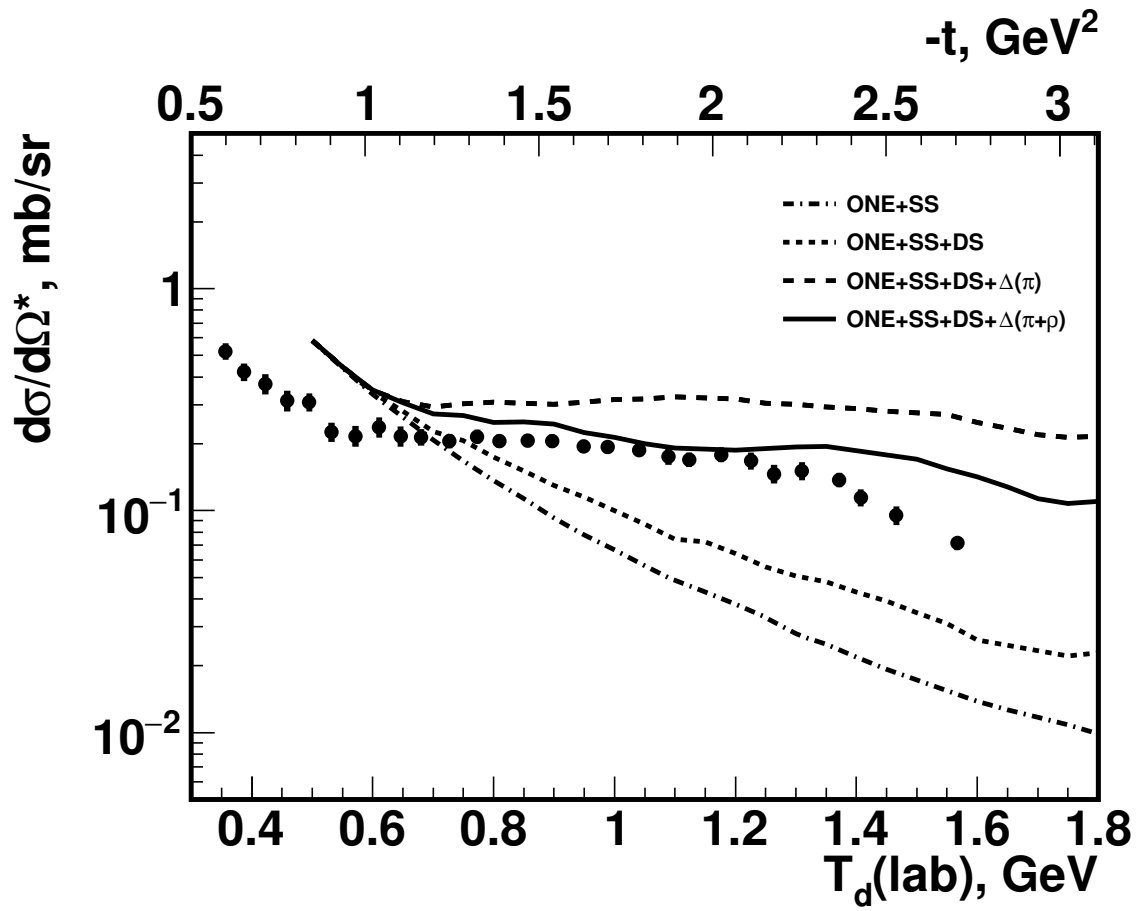


Figure 6: The energy dependence of the differential cross section at the scattering angle $\theta^* = 180^\circ$. The data are from [25].

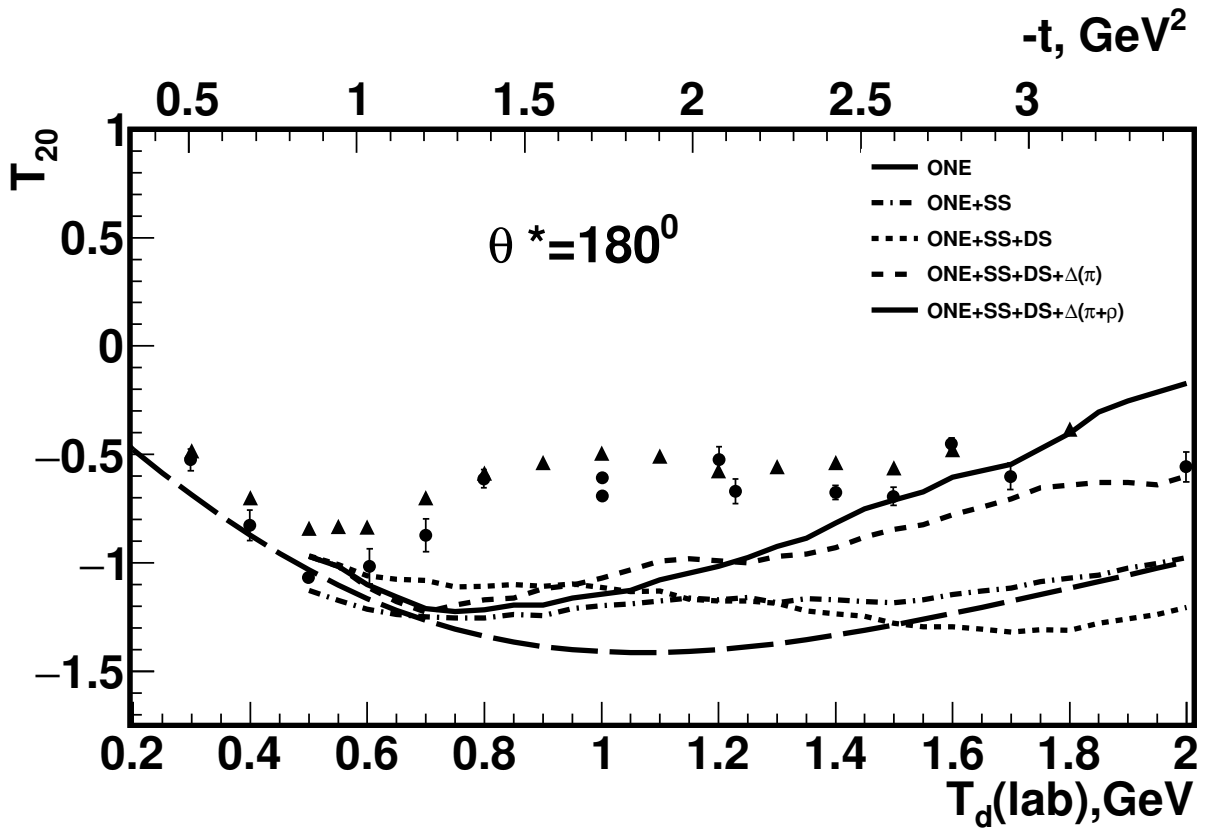


Figure 7: The energy dependence of the differential cross section at the scattering angle $\theta^* = 180^\circ$. The data are taken from \bullet -[26], \blacktriangle -[4].

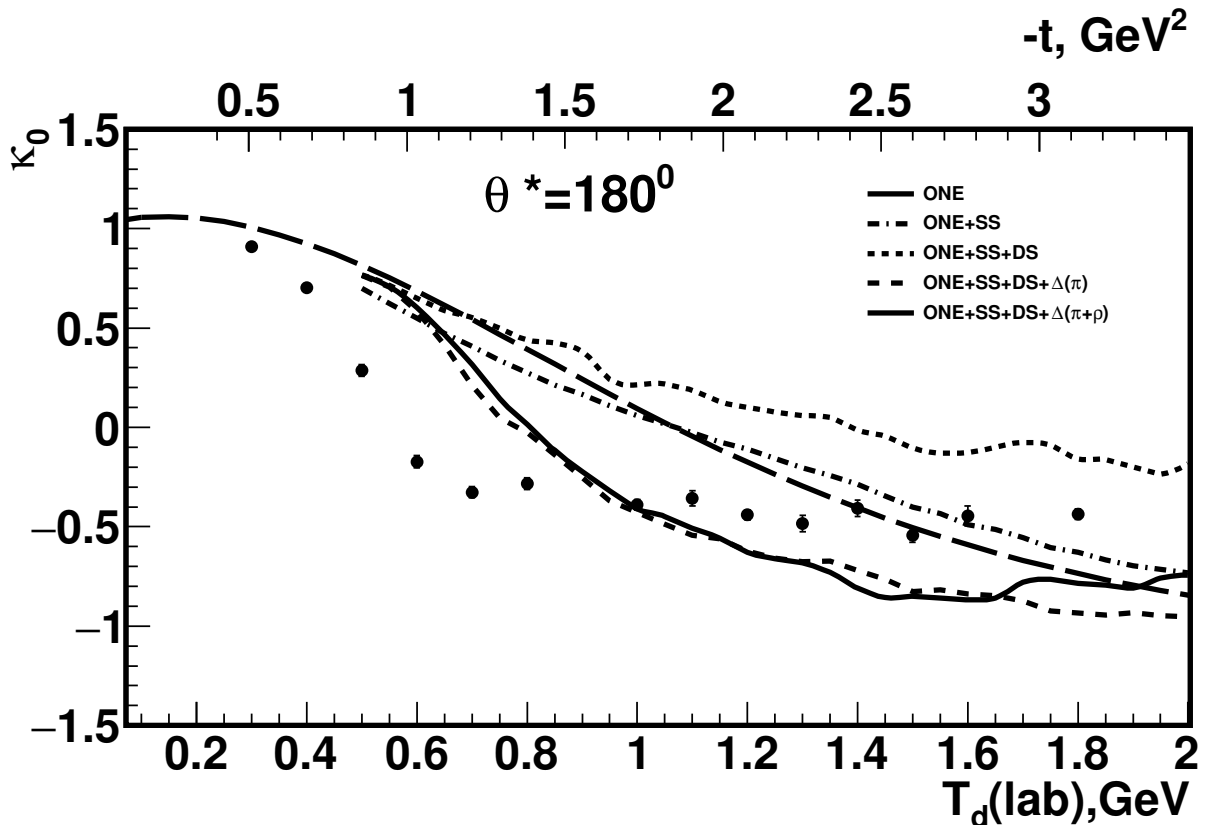


Figure 8: The energy dependence of the polarization transfer at the scattering angle $\theta^* = 180^\circ$. The data are taken from [4].

5 Conclusion

We considered four possible mechanisms of the deuteron-proton backward elastic scattering in GeV- energy range and investigated the role of each of them. The multiple-scattering model was used to calculate the reaction amplitude. The angular dependence of the differential cross section has been obtained at $\theta^* \geq 140^\circ$ in the energy range between 880 and 1300 MeV. It has been shown that inclusion of the Δ -isobar term into consideration allowed describing the enhancement of the differential cross section under these kinematical conditions.

We also studied the special case of the scattering angle $\theta^* = 180^\circ$. A quite good agreement has been obtained between the experimental data and the theoretical predictions for the energy dependence of the differential cross section. We also considered two polarization observables: the tensor analyzing power T_{20} and polarization transfer \varkappa_0 . As in the case of the differential cross section, the acceptable behaviour of the T_{20} and \varkappa_0

curves was achieved only after taking Δ -isobar contribution into account.

In such a way, we can conclude that the mechanism when the Δ -isobar appears in the intermediate state is decisive at the large angles. Nevertheless, the SS- and DS-mechanisms make a significant contribution into the reaction amplitude, and they should not be neglected.

Acknowledgments

The author is grateful to Dr. V.P. Ladygin for fruitful discussions and interest in this problem.

References

- [1] P.K.Kurilkin et al., Phys.Lett.B **715**, 61 (2012)
- [2] V.P.Ladygin et al., EPJ Web Conf.,**204**, 01019 (2019)
- [3] A.A.Terechin et al., Eur.Phys.J. A **55**, 129 (2019)
- [4] V.Punjabi et al., Phys.Let.B350, 178 (1995)
- [5] L.P.Kaptari et al., Phys.Rev.**C57**(3), 1097 (1998)
- [6] N.B. Ladygina, Phys. Atom. Nucl. **71**, 2039 (2008)
- [7] N.B. Ladygina, Eur. Phys. J. **A42**, 91 (2009)
- [8] N.B. Ladygina, Eur. Phys. J. **A52**, 199 (2016)
- [9] E.O.Alt, P.Grassberger, W.Sandhas, Nucl.Phys. **B2**, 167 (1967)
- [10] R.Machleidt, K.Holinde, Ch.Elster,Phys.Rep. **149**, 1 (1987)
- [11] R.Machleidt, Phys. Rev. **C63**, 024001 (2001)
- [12] M. Lacombe et al., Phys.Lett. **B101**, 139 (1981)
- [13] W.G.Love, M.A.Franey (1981), Phys. Rev. **C24**, 1073 Phys.Rev.**C27**, 438 (1983)
- [14] N.B.Ladygina, nucl-th/0805.3021 (2008)
- [15] <http://gwdac.phys.gwu.edu>
- [16] B.K.Jain, A.B.Santra, Phys.Rep.**230**, 1 (1993)
- [17] V.Dmitriev, O.Sushkov, C.Gaarde, Nucl.Phys. **A459**, 503 (1986)
- [18] K.O.Eyser, R.Machleidt, and W.Scobel, Eur.Phys.J A **22**, 105 (2004)
- [19] V.P. Ladygin, N.B. Ladygina, J.Phys.**G23**, 847 (1997)

- [20] G.G.Ohlsen, Rep. Prog. Phys. **35**, 717 (1972)
- [21] N.E.Booth et al.,Phys.Rev.**D4**, 1261 (1971)
- [22] J.C.Alder et al,Phys.Rev.**C6**, 2010 (1972)
- [23] J.S.Vincent, Phys.Rev.Lett.**24**, 236 (1970)
- [24] E.T.Boschitz et al.,Phys.Rev.**C6**, 457 (1972)
- [25] B.E.Bonner et al., Phys.Rev.Lett. **39**, 1253 (1977)
- [26] J.Arviex et al.,Nucl.Phys.A431, 613 (1984)