

# Supercharging Federated Learning with Flower and NVIDIA FLARE

Holger R. Roth<sup>1</sup>, Daniel J. Beutel<sup>2</sup>, Yan Cheng<sup>1</sup>, Javier Fernandez Marques<sup>2</sup>,  
 Heng Pan<sup>2</sup>, Chester Chen<sup>1</sup>, Zhihong Zhang<sup>1</sup>, Yuhong Wen<sup>1</sup>, Sean Yang<sup>1</sup>,  
 Isaac (Te-Chung) Yang<sup>1</sup>, Yuan-Ting Hsieh<sup>1</sup>, Ziyue Xu<sup>1</sup>, Daguang Xu<sup>1</sup>,  
 Nicholas D. Lane<sup>2</sup>, Andrew Feng<sup>1</sup>

<sup>1</sup>NVIDIA Corporation

<sup>2</sup>Flower Labs

## Abstract

Several open-source systems, such as Flower and NVIDIA FLARE, have been developed in recent years while focusing on different aspects of federated learning (FL). Flower is dedicated to implementing a cohesive approach to FL, analytics, and evaluation. Over time, Flower has cultivated extensive strategies and algorithms tailored for FL application development, fostering a vibrant FL community in research and industry. Conversely, FLARE has prioritized the creation of an enterprise-ready, resilient runtime environment explicitly designed for FL applications in production environments. In this paper, we describe our initial integration of both frameworks and show how they can work together to supercharge the FL ecosystem as a whole. Through the seamless integration of Flower and FLARE, applications crafted within the Flower framework can effortlessly operate within the FLARE runtime environment without necessitating any modifications. This initial integration streamlines the process, eliminating complexities and ensuring smooth interoperability between the two platforms, thus enhancing the overall efficiency and accessibility of FL applications.

**Keywords** Federated learning, Open-source, Framework interoperability, Production deployment

## 1 Introduction

Federated learning (FL) makes it possible for AI algorithms to gain experience from a vast range of data located at different sites [Yang *et al.*, 2019; Zhang *et al.*, 2021; Mammen, 2021]. The approach enables several organizations to collaborate on the development of models without directly sharing sensitive data. Preserving privacy while still benefiting from diverse datasets across various locations worldwide.

In this paper, we introduce the collaboration between two of the most widely used solutions for FL, NVIDIA FLARE [Roth *et al.*, 2022] and Flower [Beutel *et al.*, 2020] to establish compatibility between the two frameworks. With this collaboration, NVIDIA will support running Flower projects on FLARE, thus enabling FLARE developers to access the rich Flower ecosystem, and give Flower developers

new options for production deployment through FLARE. The developer communities of both frameworks will be able to build larger-scale consortiums that leverage more data toward training stronger AI models.

Flower is known for its ease of use, mobile device support, and a large, active open-source community of AI developers and researchers that keep Flower at the forefront of new methods. NVIDIA FLARE offers a comprehensive range of FL features, including robust communication, concurrent job scheduling, security, and confidential computing with strong support for industry-leading NVIDIA hardware. Compatibility between the two complementary frameworks will allow developers to combine the strengths of each platform; under this collaboration, users will be able to build varieties of federated AI systems that were not previously possible.

Flower & NVIDIA FLARE integration comes with benefits for both sides. The benefits for FLARE users include using FL algorithms and datasets directly from Flower – reducing the cost of applying new FL algorithms, leveraging rich built-in differential privacy and secure aggregation support, along with the option to mix FLARE APIs or Flower APIs as required. For Flower users, the benefits include a robust communication framework, concurrent jobs, confidential computing on CPU/GPU, and flexible communication patterns such as server-centric or peer-to-peer.

We introduced this initiative between Flower and NVIDIA at the Flower AI Summit 2024 [Holger Roth, Daniel Beutel, Nicholas Lane, 2024]. This event has grown to be the world’s largest conference on FL. During the opening AI Industry Day keynote, a live demonstration was provided to the audience of the first working prototype to result from this collaboration. This presentation showed FLARE running an unmodified Flower project that performs FL and federated evaluation over several training rounds. This feature is planned to be released to the public with an upcoming FLARE release. We expect that this initial release will be the first of a series of integrations that provide more comprehensive forms of compatibility between Flower and NVIDIA FLARE in the future.

## 2 Integration Goals

Our main goal is to enable users to directly deploy Flower `ServerApps` and `ClientsApps` within the FLARE runtime environment. No code changes will be necessary.

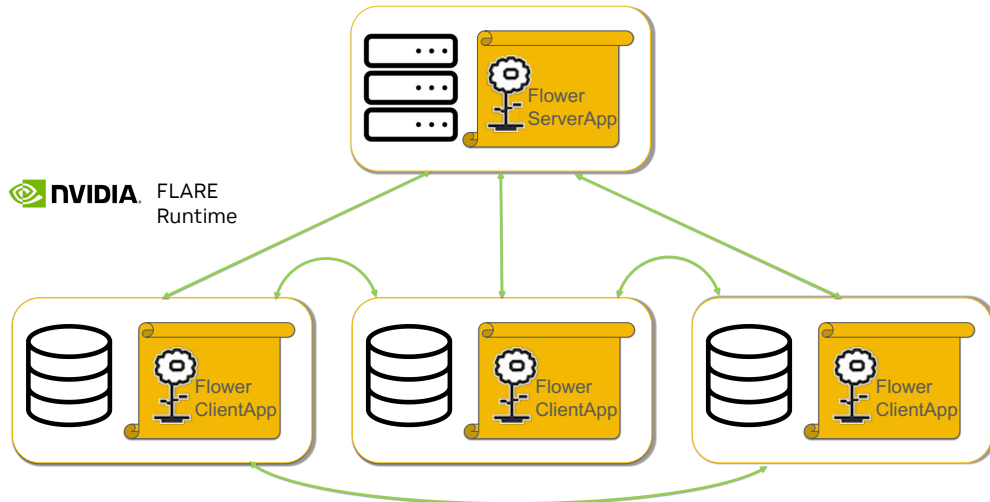


Figure 1: Flower & NVIDIA FLARE integration.

Architecturally, Flower uses client/server communication. Flower clients communicate with the server via gRPC<sup>1</sup>. FLARE uses the same architecture and allows multiple jobs to run at the same time (multiple jobs share the same set of clients/servers) without requiring multiple ports to be open on the server host.

Since both frameworks follow the same communication architecture, it is relatively easy to make a Flower application a FLARE job by using FLARE as the communicator for the Flower App, as illustrated in Fig. 1.

In this proposed approach, Flower *SuperNodes* shift away from direct interaction with the Flower *SuperLink*, opting instead for communication through FLARE. This integration offers several distinctive advantages. Firstly, it facilitates the provisioning of startup kits, including certificates, streamlining the setup process. Moreover, it enables the deployment of custom code, allowing for tailored applications to be implemented seamlessly. User authentication and authorization mechanisms enhance security and access control within the system. Additionally, the inclusion of a *ReliableMessage* mechanism addresses connection stability concerns, ensuring robust communication. Multiple communication schemes, such as gRPC, HTTP, TCP, Redis, among others, offer flexibility in communication protocols. Notably, FLARE supports peer-to-peer (P2P) communication, which allows for diverse topologies, enabling direct interaction between any parties involved. A multi-job system further enhances efficiency by enabling multiple Flower apps to operate simultaneously without necessitating additional ports on the server.

### 3 Design Principles

The main design principles of FLARE and Flower share some commonalities, which are key to supporting compatibility

and are beneficial for the integration of the two frameworks. We detail them below.

#### 3.1 FLARE Multi-Job Architecture

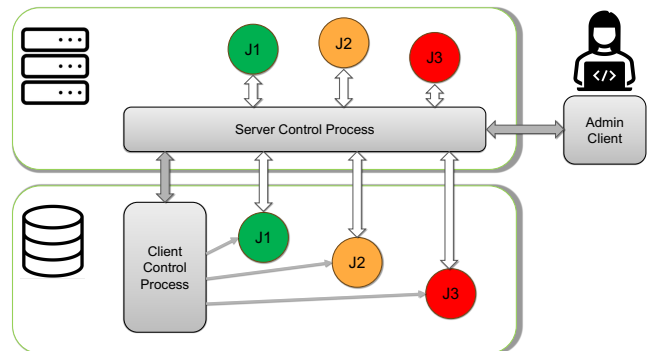


Figure 2: NVIDIA FLARE Multi-job system architecture.

To maximize the utilization of compute resources, FLARE supports multiple jobs running simultaneously, each an independent FL experiment.

As shown in Fig. 2, there is the *Server Control Process* (SCP) on the Server host, and there is a *Client Control Process* (CCP) on each client host. The SCP communicates with CCPs to manage FLARE jobs (schedule, deploy, monitor, and abort jobs). When the SCP schedules a job, the job is sent to the CCPs of all sites, which create separate processes for the job. These processes form a “Job Network” for the job. This network only exists during the runtime of the job. Figure 2 shows jobs (J1, J2, J3) in different colors on server and client(s). For example, all J1 processes form the Job Network for Job 1.

By default, processes of the same Job Network are not connected directly. Instead, they only connect to the SCP, and all messages between job processes are relayed through the

<sup>1</sup><https://grpc.io>

SCP. However, if network policy permits, direct connections could be established automatically between the job processes to obtain maximum communication speed. The underlying communication path is transparent to applications and only requires configuration changes to enable direct communication.

### 3.2 Flower Next

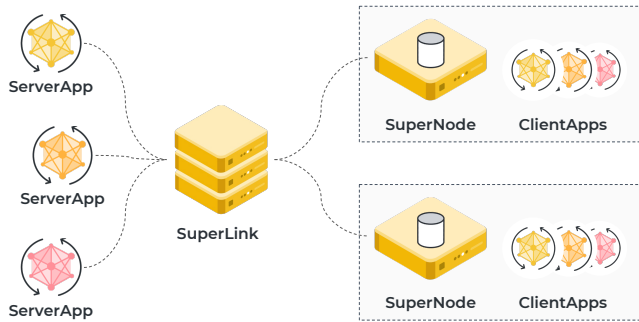


Figure 3: Flower SuperLink and SuperNodes.

With the recent introduction of Flower Next<sup>2</sup>, Flower enabled multi-run support utilizing long-running server and clients called SuperLink and SuperNodes, respectively, that allow running multiple Flower Apps as illustrated in Fig. 3. The SuperLink and SuperNode decouples the communication layer from the Flower ServerApp and ClientApps. This design is very analogous to FLARE’s multi-job architecture (see Section 3.1) and allows seamless integration, as discussed in the next section.

## 4 Initial Integration

In this first integration, Flower algorithms will be able to utilize the FLARE’s reliable messaging system detailed below and other benefits such as metric streaming for experiment tracking.

### 4.1 FLARE Reliable Messaging

The interaction between the FLARE Clients and Server is through reliable messaging. First, the requester tries to send the request to the peer. If it fails to send it, it will retry a moment later. This process keeps repeating until the request is sent successfully or the amount of time has passed (which will cause the job to abort).

Secondly, once the request is sent, the requester waits for the response. Once the peer finishes processing, the result is sent to the requester immediately (which could be successful or unsuccessful). At the same time, the requester repeatedly sends queries to get the result from the peer until the result is received or the maximum amount of time has passed (which will cause the job to abort). The result could be received in one of the following ways:

1. The result is received from the response message sent by the peer when it finishes the processing.
2. The result is received from the response to the query message of the requester.

### 4.2 Integration Design

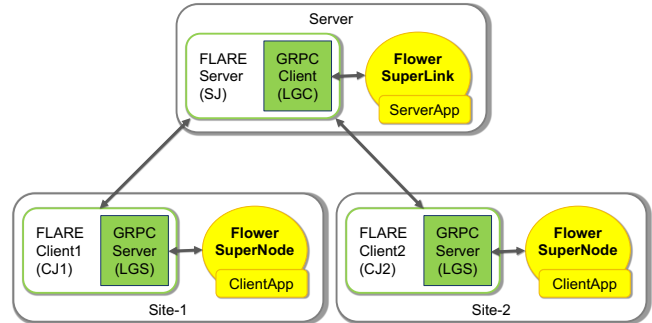


Figure 4: Integration of Flower Apps within FLARE.

Flower uses gRPC as the communication protocol. To use FLARE as the communicator, we route Flower’s gRPC messages through FLARE. To do so, we change the server endpoint of each Flower client to a local gRPC server (LGS) within the FLARE client.

As shown in Fig. 4, there is a Local GRPC server (LGS) for each site that serves as the server endpoint for the Flower SuperNode on the site. Similarly, there is a Local GRPC Client (LGC) on the FLARE Server that interacts with the Flower SuperLink. The message path between the Flower SuperNode and the Flower SuperLink is as follows:

1. The Flower SuperNode generates a gRPC message and sends it to the LGS in the FLARE Client
2. FLARE Client forwards the message to the FLARE Server – This is a reliable FLARE message.
3. FLARE Server uses the LGC to send the message to the Flower SuperLink.
4. The Flower SuperLink sends the response back to the LGC in the FLARE Server.
5. FLARE Server sends the response back to the FLARE Client.
6. FLARE Client sends the response back to the Flower SuperNode via the LGS.

Note that the Flower SuperNode could be running as a separate process or within the same process as the FLARE Client.

This integration design enables users to directly deploy Flower ServerApps and ClientsApps within the FLARE Runtime Environment without requiring any code changes.

## 5 Experiments

Next, we describe two experiments. First, an integration of running Flower Apps in FLARE’s environment without any

<sup>2</sup>Flower Next is Flower’s new high-level API. All new features (like Flower Mods) will be built on top of it.

code changes needed, followed by a tighter integration, allowing a Flower App to utilize some of FLARE’s communication features, such as the metric streaming during training used for experiment tracking.

### 5.1 Integration Without Code Changes

To showcase our integration, we run Flower’s PyTorch-Quickstart example directly within FLARE. The Flower creation of Flower ServerApp and ClientApps in shown in Listings 1 and 2.

```

1 # Define strategy
2 strategy = FedAdam(...)
3
4 # Create Flower ServerApp
5 app = ServerApp(
6     config=ServerConfig(num_rounds=3),
7     strategy=strategy,
8 )

```

Listing 1: Creating a Flower ServerApp.

```

1 class FlowerClient(NumPyClient):
2     def fit(self, parameters, config):
3         model.set_weights(parameters)
4         model.fit(x_train, y_train, epochs=1, batch_size=32)
5         return model.get_weights(), len(x_train), {}
6
7     def evaluate(self, parameters, config):
8         model.set_weights(parameters)
9         loss, accuracy = model.evaluate(x_test, y_test)
10        return loss, len(x_test), {"accuracy": accuracy}
11
12
13 def client_fn(cid: str):
14     """Return an instance of Flower 'Client'."""
15     return FlowerClient().to_client()
16
17
18 # Create Flower ClientApp
19 app = ClientApp(
20     client_fn=client_fn,
21 )

```

Listing 2: Creating a Flower ClientApp.

With the integration of Flower and FLARE, applications developed with the Flower framework will run seamlessly in FLARE runtime without the user needing to make any changes.

We have two options to deploy a Flower project within the FLARE runtime.

1. Use FLARE’s simulator or CLI:
 

```
nvflare job submit <job_path>
```
2. Use Flower Run CLI:
 

```
flwr run <project_path>
```

### 5.2 Hybrid Integration Using FLARE’s Experiment Tracking

By deploying a Flower App within the FLARE runtime, we can now utilize features from both frameworks. For example, we can utilize FLARE’s experiment tracking feature within the Flower client code as shown in Listing 3.

```

1 from nvflare.client.tracking import SummaryWriter
2 writer = SummaryWriter()
3
4 def train(net, trainloader, epochs):
5     """Train the model on the training set."""
6     criterion = torch.nn.CrossEntropyLoss()

```

```

7     optimizer = torch.optim.SGD(net.parameters(), lr
8     =0.001, momentum=0.9)
9
10    global TRAIN_STEP
11    for _ in range(epochs):
12        avg_loss = 0.0
13        for batch in tqdm(trainloader, "Training"):
14            images = batch["img"]
15            labels = batch["label"]
16            optimizer.zero_grad()
17            loss = criterion(net(images.to(DEVICE)),
18            labels.to(DEVICE))
19            loss.backward()
20            optimizer.step()
21            avg_loss += loss.item()
22            writer.add_scalar("train_loss", avg_loss/len(
23            trainloader), TRAIN_STEP)
24            TRAIN_STEP += 1
25    ...

```

Listing 3: Usage of FLARE’s experiment tracking within a Flower ClientApp.

Once the experiment runs, we can see the experiment tracking metrics from each client being streamed to the FLARE server as shown in Fig. 5 in the case of three clients.

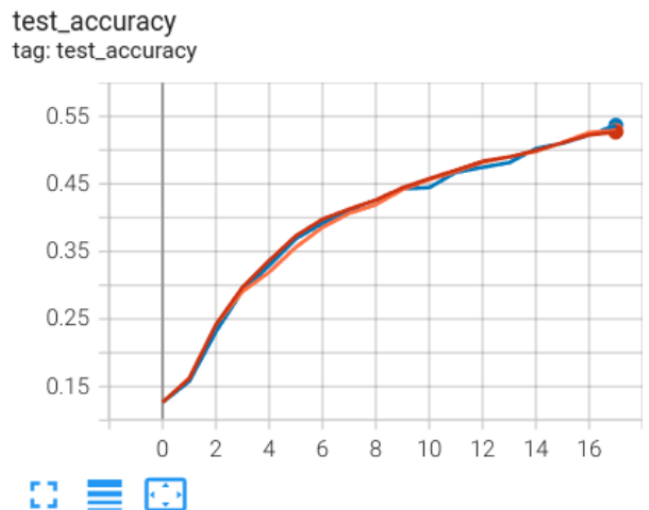


Figure 5: Flower ClientApps running with FLARE’s experiment tracking.

## 6 Discussion

The integration of Flower with NVIDIA FLARE offers mutual benefits to both platforms. For FLARE users, this integration allows for direct utilization of FL algorithms and datasets from Flower, thereby reducing the cost associated with implementing new FL algorithms. Users will also have the flexibility to leverage either FLARE APIs or Flower APIs, providing versatility in their development approach.

On the other hand, Flower users also reap significant advantages from this integration. They gain access to robust communication capabilities, enabling seamless data exchange between Flower and FLARE. Concurrent job execution enhances efficiency by enabling multiple tasks to be processed simultaneously. Furthermore, Flower users benefit from the integration’s support for confidential computing on

both CPU and GPU, ensuring data security and privacy. The integration also maintains a server-centric architecture while facilitating peer-to-peer communication, offering a comprehensive and versatile solution for FL applications.

Looking ahead, we plan to enable FLARE users to leverage Flower’s rich mobile and IoT device support to incorporate these into their federations more seamlessly. Furthermore, the potential for supporting very large messages, up to hundreds of gigabytes, presents an exciting prospect [Roth *et al.*, 2024]. This would require integration with CellNet in Flower, promising even greater scalability and capability for handling large-scale data processing tasks, which is crucial for building reliable foundation models and is part of our future collaboration plan.

## References

- [Beutel *et al.*, 2020] Daniel J Beutel, Taner Topal, Akhil Mathur, Xinchu Qiu, Titouan Parcollet, Pedro PB de Gusmão, and Nicholas D Lane. Flower: A friendly federated learning research framework. *arXiv preprint arXiv:2007.14390*, 2020.
- [Holger Roth, Daniel Beutel, Nicholas Lane, 2024] Holger Roth, Daniel Beutel, Nicholas Lane. Announcing NVIDIA and Flower Collaboration. <https://flower.ai/blog/2024-03-15-announcing-nvidia-and-flower-collaboration>, 3 2024.
- [Mammen, 2021] Priyanka Mary Mammen. Federated learning: Opportunities and challenges. *arXiv preprint arXiv:2101.05428*, 2021.
- [Roth *et al.*, 2022] Holger R Roth, Yan Cheng, Yuhong Wen, Isaac Yang, Ziyue Xu, Yuan-Ting Hsieh, Kristopher Kersten, Ahmed Harouni, Can Zhao, Kevin Lu, et al. Nvidia flare: Federated learning from simulation to real-world. *arXiv preprint arXiv:2210.13291*, 2022.
- [Roth *et al.*, 2024] Holger R Roth, Ziyue Xu, Yuan-Ting Hsieh, Adithya Renduchintala, Isaac Yang, Zhihong Zhang, Yuhong Wen, Sean Yang, Kevin Lu, Kristopher Kersten, et al. Empowering federated learning for massive models with nvidia flare. *arXiv preprint arXiv:2402.07792*, 2024.
- [Yang *et al.*, 2019] Qiang Yang, Yang Liu, Tianjian Chen, and Yongxin Tong. Federated machine learning: Concept and applications. *ACM Transactions on Intelligent Systems and Technology (TIST)*, 10(2):1–19, 2019.
- [Zhang *et al.*, 2021] Chen Zhang, Yu Xie, Hang Bai, Bin Yu, Weihong Li, and Yuan Gao. A survey on federated learning. *Knowledge-Based Systems*, 216:106775, 2021.