

DragPoser: Motion Reconstruction from Variable Sparse Tracking Signals via Latent Space Optimization

JOSE LUIS PONTON, Universitat Politècnica de Catalunya, Spain

EDUARD PUJOL, Universitat Politècnica de Catalunya, Spain

ANDREAS ARISTIDOU, University of Cyprus, Cyprus and CYENS Centre of Excellence, Cyprus

CARLOS ANDUJAR, Universitat Politècnica de Catalunya, Spain

NURIA PELECHANO, Universitat Politècnica de Catalunya, Spain

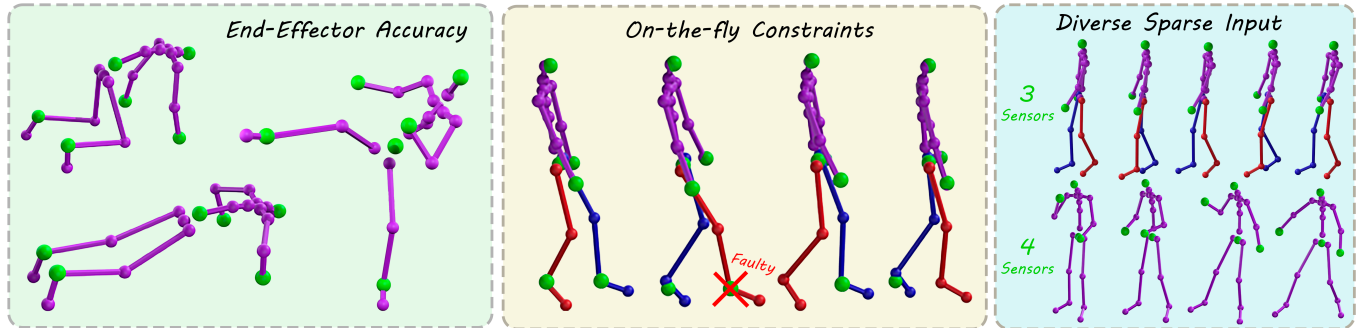


Fig. 1. Our approach reconstructs complete full-body poses using only a few sensors (highlighted in green). In contrast to state-of-the-art learning-based methods, our technique achieves animation smoothness while at the same time incorporating precise end-effector position constraints (left). Furthermore, it offers the flexibility to seamlessly incorporate additional real-time constraints, enabling graceful handling of scenarios such as missing sensor data (middle). Notably, our versatile one-for-all architecture has the capability to adapt to arbitrary combinations of sensors (right), eliminating the need for modifications to the network’s architecture or retraining.

High-quality motion reconstruction that smoothly and accurately follows the user’s movements can be achieved by high-end mocap systems consisting of many sensors. However, obtaining such animation quality with fewer input devices is gaining popularity as it brings mocap closer to the general public. The main challenges with using fewer trackers include the loss of end-effector accuracy in learning-based approaches, or the lack of naturalness and smoothness in IK-based solutions. In addition, such systems are often finely tuned to a specific number of trackers and are highly sensitive to missing data e.g., in scenarios where a sensor is occluded or malfunctions. In response to these challenges, we introduce DragPoser, a novel deep-learning-based motion reconstruction system that accurately represents hard and dynamic on-the-fly constraints, attaining real-time high end-effectors position accuracy. This is achieved through a pose optimization process within a structured latent space. Our system requires only one-time training on a large human motion dataset, and then constraints can be dynamically defined as losses, while the pose is iteratively refined by computing the gradients of these losses within the latent space. To further enhance our approach, we incorporate a Temporal Predictor network, which

employs a Transformer architecture to directly encode temporality within the latent space. This network ensures the pose optimization is confined to the manifold of valid poses and also leverages past pose data to predict temporally coherent poses. Results demonstrate that DragPoser surpasses both IK-based and the latest data-driven methods in achieving precise end-effector positioning, while it produces natural poses and temporally coherent motion. In addition, our system showcases robustness against on-the-fly constraint modifications, and exhibits exceptional adaptability to various input configurations and changes, even in scenarios where data for specific end-effectors are completely absent. The versatility and efficiency of DragPoser, yielding high-quality results, not only extend its accessibility to a diverse user base but also enhance its performance in real-world applications.

CCS Concepts: • **Computing methodologies** → **Motion capture; Motion processing; Animation; Learning paradigms.**

Additional Key Words and Phrases: Motion Tracking, Character Animation, Wearable Devices, Sparse Data

ACM Reference Format:

Jose Luis Ponton, Eduard Pujol, Andreas Aristidou, Carlos Andujar, and Nuria Pelechano. 2024. DragPoser: Motion Reconstruction from Variable Sparse Tracking Signals via Latent Space Optimization. 1, 1 (June 2024), 14 pages. <https://doi.org/10.1145/nnnnnnn.nnnnnnn>

Authors’ addresses: Jose Luis Ponton, Universitat Politècnica de Catalunya, Barcelona, Spain, 08034, jose.luis.ponton@upc.edu; Eduard Pujol, Universitat Politècnica de Catalunya, Barcelona, Spain, 08034, eduard.pujol.puig@upc.edu; Andreas Aristidou, University of Cyprus, 75, Kallipoleos, Nicosia, Cyprus, 1678 and CYENS Centre of Excellence, 23, Plateia Dimarchias, Nicosia, Cyprus, 1016, a.aristidou@ieee.org; Carlos Andujar, Universitat Politècnica de Catalunya, Barcelona, Spain, 08034, andujar@cs.upc.edu; Nuria Pelechano, Universitat Politècnica de Catalunya, Barcelona, Spain, 08034, npelechano@cs.upc.edu.

2024. This is the author’s version of the work. It is posted here for your personal use. Not for redistribution. The definitive Version of Record was published in , <https://doi.org/10.1145/nnnnnnn.nnnnnnn>.

1 INTRODUCTION

Human motion reconstruction and editing have gained significant attention in diverse industries such as entertainment, sports, and

rehabilitation, with applications spanning virtual reality (VR), augmented reality (AR), training, education, simulations, and collaborative work. In professional settings, motion reconstruction typically relies on high-quality optical motion capture (mocap) systems or Inertial Measurement Unit (IMU)-based systems equipped with numerous sensors. These systems, although effective, come with significant costs and necessitate extensive calibrations and technical expertise. However, recent trends indicate a growing demand for cost-effective and minimally intrusive mocap systems that leverage consumer-grade hardware for motion reconstruction. This shift in focus aims to cater to applications in the Metaverse or home users, targeting affordability and accessibility. Conversely, motion editing often involves the use of non-learned inverse kinematics (IK) methods such as CCD [Kenwright 2012] or FABRIK [Aristidou and Lasenby 2011]. While IK enables the rapid creation of animations using end-effectors, it frequently leads to time-incoherent or unnatural human motion due to the inherently underdetermined nature of the problem.

With the growing availability of extensive repositories of motion capture data and the rapid advancements in deep learning, various data-driven methodologies have emerged to grapple with the intricacies and challenges of human motion reconstruction. Recent studies have focused on the reconstruction of poses from sparse input [Ponton et al. 2023; Winkler et al. 2022; Yi et al. 2023], aiming to reduce reliance on expensive motion capture suits. These methodologies, leveraging their learning from vast and precise mocap datasets, reconstruct human motion that is characterized by both temporal coherence and naturalness, overcoming the shortcomings of traditional IK [Agrawal et al. 2023; Oreshkin et al. 2021]. However, they often encounter limitations arising from their rigid neural network architectures, restricting users to a specific set of sparse inputs or constraints. Additionally, they are sensitive to faulty sensors or tracking losses. Despite their capacity to reconstruct smooth animations, they commonly face challenges in dealing with hard constraints, often requiring the fallback to traditional IK methods for refining final poses [Jiang et al. 2022a; Ponton et al. 2022].

This paper introduces DragPoser, an innovative deep-learning-based system designed for motion reconstruction. Unlike conventional methods that rely on direct full-body pose prediction from sparse inputs, our method leverages a structured latent space and employs a pose optimization process to accurately represent both hard and dynamic constraints. The key difference lies in our utilization of an optimization process within the learned latent space, enabling dynamic guidance in the pose search. The system undergoes a singular training phase on an extensive human motion dataset. Subsequently, constraints are dynamically defined as losses, and the pose is iteratively refined by computing gradients within the latent space. To ensure temporal coherence and constrain pose optimization within the valid pose manifold, we integrate a Temporal Predictor network, which directly encodes temporality into the latent space. This departure from traditional direct pose prediction methods enables a more versatile and dynamic exploration of poses, providing increased generality and improved accuracy when enforcing rigid constraints on end effector positions.

We extensively tested and compared our method against state-of-the-art methods in a variety of challenging motion sequences

from public datasets, with different sensor configurations. Our results show that DragPoser outperforms both traditional IK-based methods and the newest data-driven approaches in nearly all error metrics. DragPoser excels at providing accurate end-effector positioning (as in traditional IK systems) but at the same time, it generates natural poses and temporally coherent motion, a feat that data-driven methods typically achieve only in the absence of hard constraints. DragPoser, however, boasts another distinct advantage: its adaptability to hardware changes. We showcase this adaptability by demonstrating DragPoser’s robust capability to effectively handle missing input data caused by occlusions, faulty sensors, or communication problems. Additionally, users can dynamically add constraints in real-time to target specific types of motions. This dual adaptability not only reinforces the system’s resilience but also enhances its performance in real-world applications. Upon acceptance, the code will be released to facilitate ongoing development, comparisons, and evaluations.

2 RELATED WORK

This section briefly reviews methods utilizing sparse sensor signals to reconstruct full-body poses. We first discuss methods focusing on motion capture from diverse sensor information, and then we focus on data-driven methods overcoming the limitations of traditional inverse kinematics.

2.1 Motion Capture with Sparse Input

Motion Capture with IMU sensors. Recent research in human motion reconstruction has focused on utilizing a reduced number of Inertial Measurement Units (IMUs) attached to the body. This approach eliminates the need for external sensors or cameras, requires no line-of-sight, and operates seamlessly in diverse environments and lighting conditions. Early methods [von Marcard et al. 2017] used six IMUs for an optimization-based offline pose reconstruction, while later advancements [Huang et al. 2018; Yi et al. 2021] employed deep learning-based models for real-time accuracy. A key challenge with IMUs is their lack of positional data, leading to inaccuracies in global position estimation. Recent studies, such as Jiang et al. [2022b], have introduced Transformer-based models to address this issue, whereas Yi et al. [2022] employs physics-based approaches to achieve more realistic motion. However, IMU methods frequently encounter root positional drift over time [Ami-Williams et al. 2023]. In efforts to mitigate drift, researchers such as Guzov et al. [2021]; Lee and Joo [2024]; Yi et al. [2023] have integrated monocular cameras with SLAM algorithms, aiming for more precise localization.

Motion Capture with Egocentric Cameras. Pose estimation using egocentric cameras has garnered considerable attention in recent years, mainly due to offering a markerless setup. However, there are common challenges inherent to computer vision, such as occlusion and varying lighting conditions. Addressing these challenges, Shiratori et al. [2011] and Rhodin et al. [2016] were among the first to employ body-worn and dual fisheye cameras for motion capture. The technique was further refined by Xu et al. [2019], demonstrating the efficacy of a single head-mounted fisheye camera. Due to recent advancements in deep learning models, fisheye camera-based

pose estimation enhancements were subsequently made [Jiang and Ithapu 2021; Tome et al. 2023, 2019; Wang et al. 2021, 2023]. Zhang et al. [2021] tackled the issue of lens distortion through automatic calibration, whereas the works of Yuan and Kitani [2018, 2019] incorporated physics-based controllers to achieve realistic poses. In a more recent development, Li et al. [2023] introduces a two-stage estimation process, presenting a method that simplifies motion capture without relying on paired egocentric videos and human motions. Despite significant advancements in the field, occlusions remain a persistent challenge in computer vision techniques, often necessitating the integration of additional sensor data to ensure robust pose predictions. Moreover, the incorporation of cameras in consumer-grade systems raises concerns regarding user privacy, highlighting the need for careful consideration in the design and application of these technologies.

Motion Capture with VR 6-DoF Sensors. The increasing accessibility of commercial VR devices has led to significant progress in reconstructing full-body poses using 6-DoF trackers, which capture both position and rotation. These trackers, utilizing external sensors or computer vision, ensure accurate global information. Early work by Dittadi et al. [2021] used a variational autoencoder [Kingma and Welling 2013] for pose reconstruction from three tracking points, though without global translation estimates. Subsequent studies by Ahuja et al. [2021] and Ponton et al. [2022] explored matching user poses to a motion dataset, similar to the approach in Motion Matching [Clavet 2016]. Adding another tracker on the pelvis, Yang et al. [2021] developed a model using Gated Recurrent Units (GRUs) to predict lower-body movements with velocity data. To capture the continuous nature of motion, Jiang et al. [2022a] and Zheng et al. [2023] employed Transformer encoders for real-time pose estimation. Similarly, various generative AI-based methods have been proposed, including conditional flow-based models [Aliakbarian et al. 2022] and diffusion models [Castillo et al. 2023; Du et al. 2023]. Autoencoders have played a pivotal role in developing structured latent spaces for pose reconstruction. In this context, Shin et al. [2023] focused on navigating the latent space to reconstruct poses from sparse input, while Milef et al. [2023] introduced new interpolation and pose anomaly detection methods to avoid traversing invalid regions of the latent space. Additionally, Ponton et al. [2023] combined a skeleton-aware autoencoder with learned inverse kinematics for precise full-body pose reconstruction, ensuring better accuracy in end-effectors. Other techniques involve the development of reinforcement learning frameworks to create natural and realistic movements, as proposed by Winkler et al. [2022] and Ye et al. [2022], with Lee et al. [2023] extending this to include environment interactions. These techniques have demonstrated their ability to reconstruct high-quality, smooth motion. However, they are often constrained by the rigidity of their deep-learning architectures, which limits their adaptability to varying numbers of sparse inputs or constraints. Furthermore, these methods frequently face challenges in accurately representing hard constraints, such as precise end-effector positioning.

2.2 Learned Inverse Kinematics

In robotics and computer animation, IK solvers are essential for determining the positions and orientations of intermediate joints in a kinematic chain, given the target positions and orientations of end-effectors. Aristidou et al. [2018] offers a comprehensive review of popular IK approaches for human motion reconstruction. Yet, traditional IK solvers often face scalability issues for multi-chain characters and a balance must be struck between computational efficiency and pose naturalness [Caserman et al. 2019].

In robotics, learned IK methods utilize neural networks to solve or explore solutions for target end-effectors. These networks range from lightweight feed-forward networks [Bensadoun et al. 2022; Bócsi et al. 2011; Csizsar et al. 2017; Duka 2014] to more complex structures like generative adversarial networks [Ren and Ben-Tzvi 2020] and conditional normalizing flow networks [Ames et al. 2022]. While they speed up IK computations, they have only been studied for limited kinematic chains, such as robotic arms with fewer degrees of freedom than the human body.

In computer animation, early work by Grochow et al. [2004] and Wu et al. [2011] introduced a data-driven IK system using Gaussian processes for versatile pose modeling. The work by Huang et al. [2017] further enhanced the idea of using Gaussian models with a traditional Jacobian-based solver for real-time pose generation. With the augmented capabilities of modern deep-learning-based architectures, Victor et al. [2021] proposes an autoencoder-based IK solver. A common issue in deep learning-based IK methods is their fixed network structure, which limits their use to a specific number of sparse inputs. To address this, Oreshkin et al. [2021] implemented prototype encoding and residual connections (ProtoRes), which enables dynamic adjustments on the number of end-effectors. Building on this, Voleti et al. [2022] adapted the method for SMPL models [Loper et al. 2015] and incorporated initial pose estimation from images. Further advancements were made by Agrawal et al. [2023], who refined the technique to ensure pose consistency across changes. They utilized a skeletal graph structure, enabling the encoding of hard constraints by restricting information flow at certain joints. This adaptation significantly enhances the workflow for artists by allowing them to maintain base poses while editing specific body parts. However, protores-based systems still contain predefined constraints embedded within the network structure, limiting the ability to modify these constraints dynamically. Moreover, as both constraints and end-effectors variability are encoded as inputs, the network requires training across all possible permutations of sparse input and constraints, posing scalability challenges.

3 BACKGROUND

In this section, we provide an overview of Variational Autoencoders (VAE), the core concept behind our Pose Autoencoder design, detailed in Section 4.3. This design is key in creating a structured latent space, which is subsequently utilized in the Pose Optimizer step outlined in Section 4.4.

Variational Autoencoders. Unlike traditional autoencoders, which generate a latent space with no continuity guarantee, VAEs explicitly aim to construct a latent space that is continuous, enabling the

generation of data through the interpolation of latent representations, as well as generating random data by sampling randomly the latent space. More formally, given a set of continuous observations $\{\mathbf{x}^{(i)}\}_{i=1}^N$ let us assume that an observation can be reconstructed from an unobserved continuous random variable \mathbf{z} , which follows a gaussian distribution $p(\mathbf{z}) = \mathcal{N}(\mathbf{0}, \mathbf{I})$. Next, the objective is to find a decoder \mathcal{D}_θ with parameters θ which maximize the marginal log-likelihood as follows:

$$\log p_\theta(\mathbf{x}^{(i)}) = \log \int_{\mathbf{z}} p_\theta(\mathbf{x}^{(i)}|\mathbf{z})p(\mathbf{z}) dz \quad (1)$$

However, optimizing the marginal log-likelihood is not feasible due to the intractability of the integral. Therefore, the Evidence Lower Bound (Eq. 2) can be used to obtain a feasible lower bound of $\log p_\theta(\mathbf{x}^{(i)})$.

$$-D_{KL} \left(q_\phi(\mathbf{z}|\mathbf{x}^{(i)}) \parallel p(\mathbf{z}) \right) + \mathbb{E}_{\mathbf{z} \sim q_\phi(\mathbf{z}|\mathbf{x}^{(i)})} \left[\log p_\theta(\mathbf{x}^{(i)}|\mathbf{z}) \right] \quad (2)$$

where $q_\phi(\mathbf{z}|\mathbf{x}^{(i)})$ is an approximation of the posterior $p_\theta(\mathbf{z}|\mathbf{x}^{(i)})$ with the learned parameters ϕ . The approximation of the posterior q_ϕ can be represented as a diagonal Gaussian, with means and variance predicted by the encoder $\mathcal{E}_\phi = (\mu_\phi, \sigma_\phi)$, as follows:

$$q_\phi(\mathbf{z}|\mathbf{x}^{(i)}) = \mathcal{N} \left(\mu_\phi(\mathbf{x}^{(i)}), \mathbf{I} \sigma_\phi(\mathbf{x}^{(i)}) \right) \quad (3)$$

To optimize the parameters (θ, ϕ) the goal is to maximize Eq. 2. The first term is the KL divergence, denoted as \mathcal{L}_{KLD} in the following sections. This term encourages the q_ϕ distribution to closely resemble the normal distribution $\mathcal{N}(\mathbf{0}, \mathbf{I})$. Additionally, it structures the latent space effectively, ensuring that when sampling $\mathbf{z} \sim \mathcal{N}(\mathbf{0}, \mathbf{I})$ and passing it through the decoder $\mathcal{D}_\theta(\mathbf{z})$ a valid observation $\hat{\mathbf{x}}$ is generated. The second term of Eq.2 is the autoencoder reconstruction loss. We will define it later as a combination of losses specifically crafted for our problem.

4 METHOD

In this section, we first state the problem in Section 4.1, and then we provide an overview of the proposed solution (refer to Section 4.2). Subsequently, we present the architecture designed for full-body motion reconstruction from sparse input in Section 4.3, while, in Section 4.4, we offer a detailed explanation of how these components are employed during inference.

4.1 Problem Definition

Human motion can be defined as an ordered sequence of T poses $(\mathbf{x}^{(i)})_{i=1}^T$. These poses are based on a humanoid skeleton comprising J joints. In contrast to common hierarchical skeleton definitions, where joints are usually defined within the local frame of their parent, we adopt a distinct approach. In our model, joints are defined relative to the root space, utilizing quaternions. In order to ensure that our model is invariant to global transformations, we avoid encoding the root joint with explicit global information. Instead, the root joint is expressed through a quaternion encoding the root's rotational increment and a 3D vector encoding displacement, both with respect to the previous pose, making $\mathbf{x}^{(i)} \in \mathbb{R}^{J \times 4+3}$.

In our system, the input comprises an ordered sequence of T sparse poses $\mathbf{s}^{(i)}$, encompassing only a subset of joints $S \leq J$ (e.g.,

end-effector data from VR controllers). Unlike complete poses, each sparse pose is characterized by the global positions (represented as 3D vectors) and rotations (represented as quaternions) of the sparse tracking signals, resulting in $\mathbf{s}^{(i)} \in \mathbb{R}^{S \times (3+4)}$. The objective of our task is to synthesize full-body human motion $(\mathbf{x}^{(i)})_{i=1}^T$ from sparse inputs $(\mathbf{s}^{(i)})_{i=1}^T$.

4.2 Overview

This section outlines our method for synthesizing continuous full-body motion from sparse input. DragPoser is comprised of a Pose Autoencoder and a Temporal Predictor. These components are used in the pose optimizer step to generate the final motion, as depicted in Figure 4. Our pose optimizer method relies on having a structured and continuous latent space generated by the pose autoencoder (see Figure 2). During the optimization process, we start with an initial pose and a set of sparse tracking signals. We then conduct an optimization-based search within the latent space to identify a feasible pose that meets our specified constraints. This direct optimization in the latent space enables us to accurately fulfill hard constraints and generate human-like poses similar to those the pose autoencoder was trained on. Additionally, a temporal predictor guides the optimization process to ensure temporal consistency between poses.

4.3 Architecture

Pose Autoencoder. Our motion synthesis method relies on an optimization process in a latent space (explained in Section 4.4). The Pose Autoencoder component is used to construct this latent space from motion capture data. Autoencoders rely on the idea of having a bottleneck between two networks—Encoder and Decoder—which allows the networks to effectively project the supplied data to a space with fewer dimensions, known as latent space. However, this latent space is not explicitly structured and, thus, may have regions with invalid points. To address this, we based our Pose Autoencoder on the Variational Autoencoder (VAE) architecture (see Section 3), which forces the latent space to represent valid points in a specific domain. To design the Encoder and Decoder networks, we require a network capable of accurately reconstructing a large amount of motion capture data. We build on top of the work by Ponton et al. [2023] which proposes an autoencoder structure, with no explicit structure on the latent space, that uses skeleton-aware operations as building blocks [Aberman et al. 2020]. Next, we introduce all modifications needed to construct our Pose Autoencoder; please refer to Ponton et al. [2023] for details on the skeleton-aware operations.

Probabilistic Encoder \mathcal{E} . Our Pose Autoencoder reconstructs single poses $\mathbf{x}^{(i)} \in \mathbb{R}^{J \times 4+3}$ as detailed in Section 4.1. However, the Encoder \mathcal{E} input is amplified with each joint's root space translations. This information helps the Encoder understand human motion better and explicitly encodes information about the dimensions of the skeleton. For this, we use dual quaternions [Andreou et al. 2022], which provide a unified and compact representation encoding both the rotational and translation information in orthogonal quaternions. Note that we encode the root's world displacement in its corresponding dual quaternion. Thus, we define the function

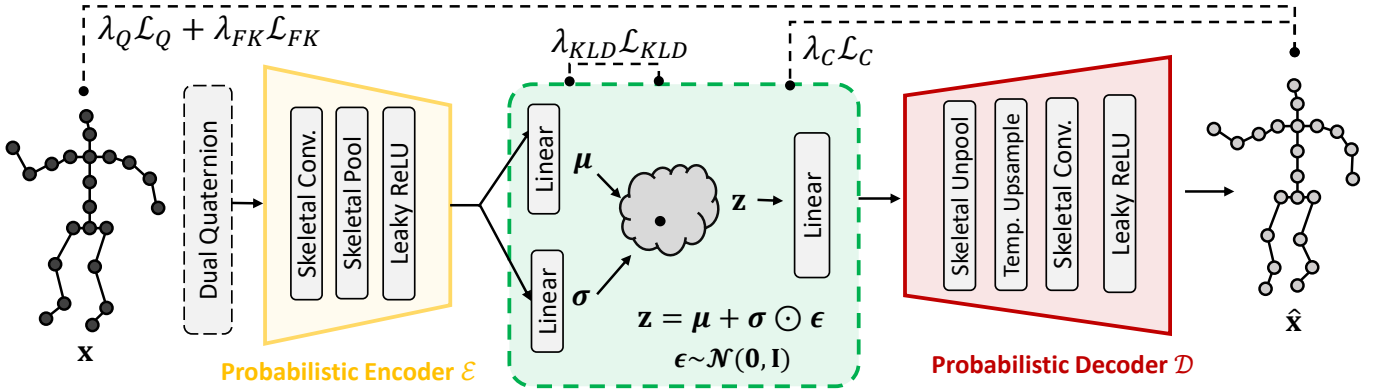


Fig. 2. Pose Autoencoder architecture for creating a structured latent space representing valid poses. Following the Variational Autoencoder approach, we train the network, beginning with the input pose data represented in dual quaternions to capture joint rotations and translations in root space. The Probabilistic Encoder \mathcal{E} estimates the mean and variance parameters of the Gaussian distribution for the input pose. Subsequently, a latent vector \mathbf{z} is sampled and passed into the Probabilistic Decoder \mathcal{D} for pose reconstruction. Training involves two reconstruction losses: \mathcal{L}_Q and \mathcal{L}_{FK} , in addition to \mathcal{L}_{KLD} and \mathcal{L}_C which structure the latent space, ensuring standard Gaussian alignment and latent space continuity, respectively.

$DQ : \mathbb{R}^{J \times 4+3} \mapsto \mathbb{R}^{J \times 8}$, converting our original representation to dual quaternions.

Given a pose $\mathbf{x}^{(i)}$, we convert it to the dual quaternions representation $DQ(\mathbf{x}^{(i)})$ and use the Encoder to project it to a latent vector $\mathbf{z}^{(i)} \in \mathbb{R}^L$ with dimension L (in our tests $L = 24$ for $J = 22$). However, as explained in Section 3, we do not use the Encoder’s output directly as the latent vector. We use two linear layers to project the Encoder’s output to the mean and variance with L dimensions. Thus, we represent the Encoder \mathcal{E}_ϕ with parameters ϕ as the tuple (μ_ϕ, σ_ϕ) . The final mean and variance represent the Gaussian distribution of the input observation in the latent space. The resulting latent vector $\mathbf{z}^{(i)}$ is computed as follows:

$$\mathbf{z}^{(i)} = \mu_\phi(DQ(\mathbf{x}^{(i)})) + \mathbf{I} \sigma_\phi(DQ(\mathbf{x}^{(i)})) \epsilon \quad (4)$$

where $\epsilon \sim \mathcal{N}(0, \mathbf{I})$.

Probabilistic Decoder \mathcal{D} . Once the latent vector $\mathbf{z}^{(i)}$ is formed, we use a linear layer and the Decoder \mathcal{D}_θ with parameters θ to reconstruct the original pose $\hat{\mathbf{x}}^{(i)}$ as follows:

$$\hat{\mathbf{x}}^{(i)} = \mathcal{D}_\theta(\mathbf{z}^{(i)}) \quad (5)$$

Reconstruction Loss \mathcal{L}_Q . We utilize a regular Mean Squared Error reconstruction loss, defined as follows:

$$\mathcal{L}_Q = MSE(\mathbf{x}^{(i)}, \hat{\mathbf{x}}^{(i)}) \quad (6)$$

Forward Kinematics Loss \mathcal{L}_{FK} . To facilitate the neural network’s understanding of the joint hierarchy, we additionally include an FK-based loss [Pavlo et al. 2020, 2018]. We compute the global position of each joint using FK and compare it with the ground truth. Thus, we define the function $FK : \mathbb{R}^{J \times 4+3} \mapsto \mathbb{R}^{J \times 3}$, and the loss as follows:

$$\mathcal{L}_{FK} = MSE(FK(\mathbf{x}^{(i)}), FK(\hat{\mathbf{x}}^{(i)})) \quad (7)$$

KL Divergence Loss \mathcal{L}_{KLD} . This loss is inherent to the Variational Autoencoder architecture as introduced in Section 3. It tries to force all the Encoder output distributions to have a small KL divergence

regarding the desired distribution of the latent space—a Gaussian with mean zero and variance one. This allows us to traverse the latent space and find valid poses around the desired distribution in the optimization process. We define \mathcal{L}_{KLD} as follows:

$$\mathcal{L}_{KLD} = \langle 1 + \log(\sigma^{(i)}), -\mu^{(i)} - \sigma^{(i)}, 1 \rangle \quad (8)$$

$$\mu^{(i)} = \mu_\phi(DQ(\mathbf{x}^{(i)})) \quad (9)$$

$$\sigma^{(i)} = \sigma_\phi(DQ(\mathbf{x}^{(i)})) \quad (10)$$

Continuity Loss \mathcal{L}_C . Finally, we propose the Continuity Loss to improve the Pose Optimizer process (see Section 4.4). Given two consecutive poses $(\mathbf{x}^{(i)}, \mathbf{x}^{(i+1)})$, we want them together in the latent space so that with one optimization step we can change from the initial pose to the next one: $\hat{\mathbf{z}}^{(i+1)} = \mathbf{z}^{(i)} - \nabla_{\mathbf{z}} MSE(\hat{\mathbf{x}}^{(i)}, \mathbf{x}^{(i+1)})$. Although the KLD Loss \mathcal{L}_{KLD} enforces similar poses to be together in the latent space, it does not have the notion of temporal continuity. With the continuity loss, we further guide the latent space construction process to facilitate the Pose Optimizer process. The loss is defined as follows:

$$\mathcal{L}_C = MSE(\mathbf{x}^{(i+1)}, \mathcal{D}_\theta(\hat{\mathbf{z}}^{(i+1)})) \quad (11)$$

$$\hat{\mathbf{z}}^{(i+1)} = \mathbf{z}^{(i)} - \nabla_{\mathbf{z}} MSE(\hat{\mathbf{x}}^{(i)}, \mathbf{x}^{(i+1)}) \quad (12)$$

$$\nabla_{\mathbf{z}} MSE(\hat{\mathbf{x}}^{(i)}, \mathbf{x}^{(i+1)}) = \mathbf{J}_z^T \mathcal{D}_\theta(\mathbf{z}^{(i)}) \cdot 2(\mathbf{x}^{(i+1)} - \hat{\mathbf{x}}^{(i)}) \quad (13)$$

Figure 3 illustrates the role of the Continuity Loss (\mathcal{L}_C) in structuring the latent space based on the temporal sequence of poses. In the absence of \mathcal{L}_C , the Pose Autoencoder clusters similar poses without considering their temporal sequence, which may result in an undesirable pose being traversed between two consecutive poses during optimization. This can cause the optimization process to become trapped in local minima. Conversely, incorporating \mathcal{L}_C encourages the latent space to organize itself by pose similarity and temporal succession, ensuring that one pose leads smoothly to the next. This structure significantly reduces the risk of encountering

local minima and facilitates a more reliable pose transition within the optimization step.

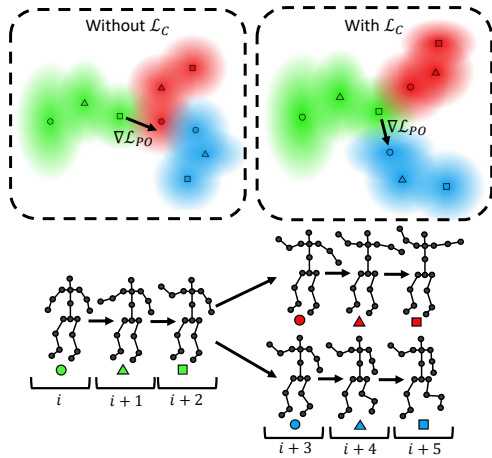


Fig. 3. Demonstration of how the continuity loss \mathcal{L}_C structures the latent space to reflect the temporality of data. The left diagram shows a latent space learned without \mathcal{L}_C , where similar poses are clustered together, but transitioning smoothly from one pose to the next is not guaranteed—potentially resulting in getting stuck in local minima. The right diagram illustrates the latent space with \mathcal{L}_C , encouraging consecutive poses from the original motion sequence to be within reach of a single optimization step. Notice the ability to transition from the last green pose to either the first red or blue pose, representing two potential future sequences. Each pose is represented as a 2D Gaussian distribution, while the mean predicted by the Encoder is represented with a symbol.

Temporal Predictor. The Pose Autoencoder effectively constructs a structured latent space for decoding single poses. However, this space lacks two critical properties. First, it is unbounded, assuming arbitrary shapes as combinations of Gaussian distributions. Second, while the Continuity Loss promotes poses to be reachable during the optimization step, it remains unclear which pose to select for temporal coherence among all possible reachable poses. This implies a lack of a clear understanding of the sequential progression of poses during optimization. To address these issues, we propose training a neural network—Temporal Predictor—to predict the most likely sequences of latent vectors based on their coherence with previous sequences. These predictions can then inform and guide the Pose Optimizer process. This approach not only helps navigate away from invalid regions in the latent space but also provides the system with an understanding of the temporal sequence of the data. A visual overview of the Temporal Predictor is depicted in Figure 4.

To maximize the span of previous and future latent vector sequences, without significantly enlarging the network, the Temporal Predictor \mathcal{T} operates at a reduced frequency. Specifically, \mathcal{T} is executed every n frames, with $n = 4$ in our experiments. We previously used i to denote frames; now, we introduce a new index $j = \lceil i/n \rceil$. For indexing standard latent vectors $\mathbf{z}^{(i)}$, our frame rate is set to 60 fps, which corresponds to the standard frame rate of the Pose Optimizer. For indexing predicted latent vectors by the Temporal

Predictor $\mathbf{z}_t^{(j)}$, we use the lower frame rate. The Temporal Predictor \mathcal{T}_ψ , with parameters ψ , adopts the Transformer architecture, comprising Encoder (\mathcal{T}_ψ^E) and Decoder (\mathcal{T}_ψ^D) models.

The process begins with a current Temporal Predictor index j , a desired past window W_p , and a future window W_f for predicted latent vectors. We define p as the index for initiating new latent vector predictions. Specifically, the Encoder \mathcal{T}_ψ^E is activated every W_f steps, with $p = W_f \lfloor j/W_f \rfloor$. Its input is a sequence of past latent vectors $(\mathbf{z}^{(n-k)})_{p-W_p \leq k < p}$. Subsequently, the Decoder \mathcal{T}_ψ^D , using the Encoder’s output and the initial latent vector $\mathbf{z}^{(n-p)}$, predicts the next latent vector $\hat{\mathbf{z}}^{(j)}$. This output is then concatenated to the input of the Decoder, and the process repeats W_f times, similarly to the execution of Transformers in Natural Language Processing tasks. The Decoder’s input is formally defined as $(\mathbf{z}^{(n-p)}, (\mathbf{z}_t^{(k)})_{p < k < j})$. Additionally, root displacements and the height to the ground for the root, head, hands, and feet are provided to the Encoder \mathcal{T}_ψ^E to narrow down the search space.

The Encoder’s role is to contextualize the Temporal Predictor’s latent vector prediction. The iterative prediction of latent vectors in the Decoder, however, addresses different scenarios. For sparse inputs with minimal ambiguity, like six sensors (one per limb and the root), we set $W_f = 1$. Therefore, the Temporal Predictor is only helping the Pose Optimizer process to stay within the distribution of valid poses. In cases of higher ambiguity, like four sensors (head, hands, and root), we increase W_f to 16 or 60, letting the Decoder predict the next possible latent vectors. The Encoder handles actual past data and the Decoder makes future predictions. If the Decoder mainly gets data from the Encoder, we leave little space for prediction. Therefore, increasing W_f effectively helps during the prediction process.

4.4 Pose Optimizer

The preceding sections detailed the components for creating a structured latent space to generate continuous and valid poses. However, using the Pose Autoencoder, we cannot directly synthesize full-body motion from sparse input. Taking inspiration from Pan et al. [2023], who demonstrate image modification in a GAN’s latent space through optimization, we crafted a similar latent space optimization process for pose prediction. This process is visually summarized in Figure 4 and outlined in Algorithm 1.

Given a frame i , with its sparse input $\mathbf{s}^{(i)}$, and an initial pose in latent form $\mathbf{z}^{(i-1)}$, our goal is to predict the pose $\hat{\mathbf{x}}^{(i)}$ that best satisfies the constraints defined. We begin by decoding the initial latent vector to a pose using the Decoder of the Pose Autoencoder with fixed parameters: $\hat{\mathbf{x}}^{(i-1)} = \mathcal{D}_\theta(\mathbf{z}^{(i-1)})$. We then employ the sparse Forward Kinematics function $FK' : \mathbb{R}^{J \times 4+3} \mapsto \mathbb{R}^{S \times (4+3)}$ to match the full-body pose with the global joint positions of the sparse input. The pose optimization loss, $\mathcal{L}_{PO} = \text{MSE}(FK'(\hat{\mathbf{x}}^{(i)}), \mathbf{s}^{(i)})$, encapsulates our constraints, which can be extended as needed, for instance, by adding or removing sensors on the fly, or imposing arbitrary limits on specific joints.

We backpropagate this loss through the Decoder to the latent space, obtaining a gradient to guide the update of $\mathbf{z}^{(i-1)}$ towards fulfilling the constraints. This process is similar to that of training

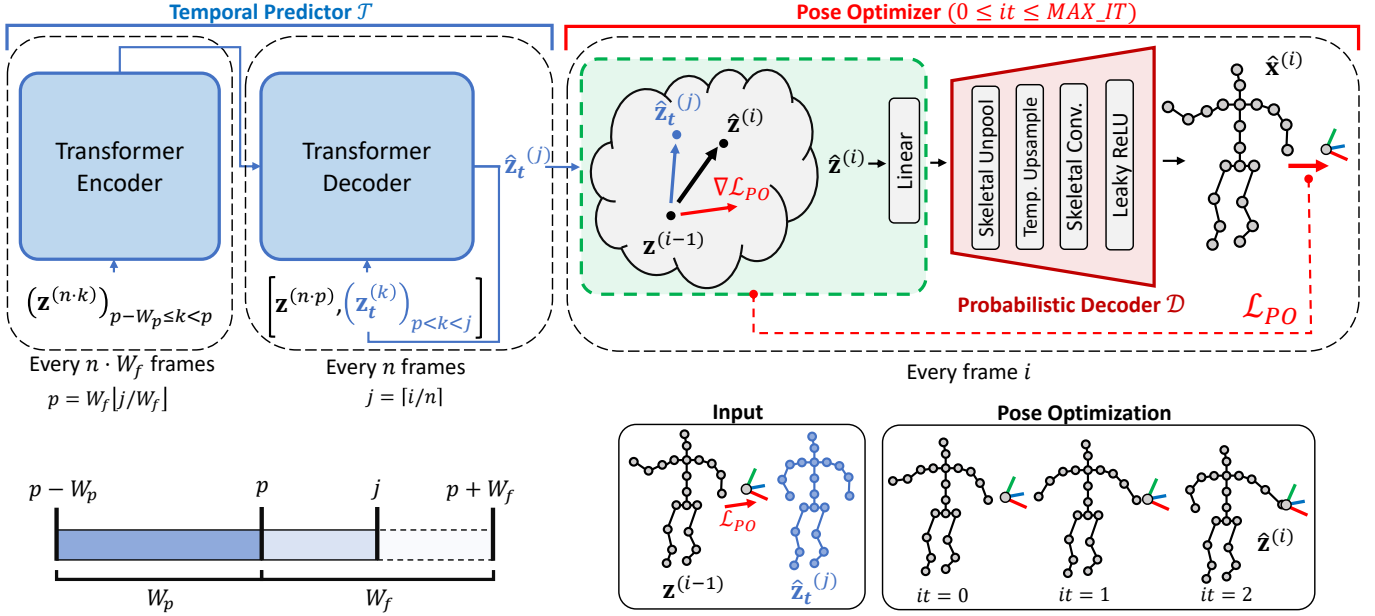


Fig. 4. Motion reconstruction process via latent space optimization. The procedure begins with an initial latent vector from which the pose is decoded. Constraints are then dynamically established as loss functions, and the gradients of these losses are computed via backpropagation within the latent space. The decoded pose is iteratively refined through this process, either until a maximum iteration count is reached or certain predefined metrics are satisfied. This optimization is guided by a Temporal Predictor network that employs a Transformer architecture. The Encoder module generates features from past poses, and the Decoder module predicts future poses. While the Pose Optimizer operates at every application frame, the Temporal Predictor is executed at every n frames (with $n = 4$ in our experiments).

ALGORITHM 1: Motion synthesis from sparse input $(s^{(i)})_{i=1}^T$.

```

for  $i = 0$  to  $T$  do
     $\hat{z}^{(i)} \leftarrow z^{(i-1)}$ 
     $s^{(i)} \leftarrow$  Target Sparse Input
     $j \leftarrow \lceil i/n \rceil$ 
     $p \leftarrow W_f \lfloor j/W_f \rfloor$ 
    if  $j \% W_f == 0$  then  $h \leftarrow \mathcal{T}_{\psi}^E \left( (z^{(n-k)})_{p-W_p \leq k < p} \right)$ 
    if  $i \% n == 0$  then  $z_t^{(j)} \leftarrow \mathcal{T}_{\psi}^D \left( z^{(n-p)}, (z_t^{(k)})_{p < k < j}; h \right)$ 
    while  $MAX\_IT$  and  $\mathcal{L}_{PO} > \epsilon$  do
         $\hat{x}^{(i)} \leftarrow \mathcal{D}_{\theta}(\hat{z}^{(i)})$ 
         $\mathcal{L}_{PO} \leftarrow MSE(FK'(\hat{x}^{(i)}), s^{(i)})$ 
         $\hat{z}^{(i)} \leftarrow \hat{z}^{(i)} - \lambda_{PO} \nabla_z \mathcal{L}_{PO} - \lambda_T \nabla_z MSE(\hat{z}^{(i)}, z_t^{(j)})$ 
    end
     $z^{(i)} \leftarrow \hat{z}^{(i)}$ 
end
    
```

the Decoder, but this time the parameters are fixed. The updated latent vector, $\hat{z}^{(i)} = z^{(i-1)} - \lambda_{PO} \nabla_z \mathcal{L}_{PO}$, is then decoded back to a pose $\hat{x}^{(i)} = \mathcal{D}_{\theta}(\hat{z}^{(i)})$. This iterative process is repeated until the positional and rotational error thresholds of the sparse tracking signals are satisfied or a maximum iteration count is reached.

Additionally, we integrate the Temporal Predictor’s output (see Section 4.3), $z_t^{(j)}$, to avoid invalid latent space regions and to maintain temporal coherence, particularly when sensor input is sparse.

This dual optimization, combining pose and temporal constraints, ensures our predictions remain both valid within the latent space and temporally consistent with the input data.

5 EXPERIMENTS AND EVALUATION

In this section, we comprehensively evaluate DragPoser, employing both quantitative and qualitative assessments on publicly available datasets, and comparing its performance with state-of-the-art methods. Furthermore, we evaluate our system across various sensor setups and constraint configurations. Finally, we conduct an ablation study to examine the impact of DragPoser’s core components. Unless otherwise noted, our evaluations utilize 6 degrees of freedom (6-DoF) signals, which provide both positional and rotational information. Default end-effector placements are: hip, head, hands, and feet for 6 signals; hip, head, hands, and right foot for 5 signals; hip, head, and hands for 4 signals; head and hands for 3 signals.

Datasets. For evaluation, we trained DragPoser using the DanceDB dataset [Aristidou et al. 2019] and evaluated with the HUMAND4D [Chatzitofis et al. 2020] and SOMA [Ghorbani and Black 2021] datasets, both part of the AMASS collection [Mahmood et al. 2019]. Our choice of AMASS was guided by its public availability and its use in previous works. Additionally, for generating other images and supplemental material, we employed the SparsePoser database [Ponton et al. 2023]. This database is particularly advantageous

for VR applications, offering diverse common motions and reducing incorrect poses through the use of IMU-based motion capture compared to the optical systems used in AMASS datasets.

Metrics. To evaluate the effectiveness of our method, we employ four distinct metrics while ensuring the root position is aligned with the ground truth data for accurate pose evaluation. First, we measure the overall pose quality through three metrics: the *Positional Error* (Pos), which calculates the mean Euclidean distance between corresponding joints in centimeters; the *Rotational Error* (Rot), quantifying the mean angular difference between rotations R_0 and R_1 using the angle of the rotation matrix $D = R_0 R_1^T$ and the *Velocity Error* (Vel), which calculates the mean velocity error across all joints in centimeters per second. Additionally, we evaluate hard constraints by computing the mean Euclidean distance error of the provided end-effectors, excluding the root, in centimeters.

Training and Implementation Details. We implemented DragPoser using PyTorch [Paszke et al. 2019] and optimized the networks with the AdamW optimizer [Loshchilov and Hutter 2019]. The system was trained and evaluated on a PC configured with an Intel Core i7-12700k CPU, 32GB of RAM, and an NVIDIA GeForce RTX 3090 GPU. The Pose Autoencoder was trained with a batch size of 64 and a learning rate of 10^{-4} over approximately one day; we set the latent space dimension to $L = 24$ and the number of joints to $J = 22$, resulting in about 168 thousand parameters. For the Temporal Predictor, we trained it with a batch size of 512 and a learning rate of 10^{-3} for approximately thirty minutes. The Transformer hyperparameters were set to four heads, three layers each for the encoder and decoder, a feedforward dimension of 2048, and a feature dimension of 48, totaling approximately 1.2 million parameters. During training, we used $W_p = 16$ and $W_f = 16$ and ran the Pose Autoencoder’s Encoder to generate the training database for the Temporal Predictor. Additionally, we empirically found that introducing random noise to the four limbs aids in regularizing the Temporal Predictor. Thus, in every training iteration, we introduce Gaussian noise to the latent vector, with mean and standard deviation values for each dimension derived from the dataset, applied to each limb with a 10% probability. We initially experimented with adding noise to arbitrary joints in the full skeleton, but we found that targeting individual limbs was more effective. First we train the Pose Autoencoder with a weighted combination of all the losses presented $\mathcal{L} = \lambda_Q \mathcal{L}_Q + \lambda_{FK} \mathcal{L}_{FK} + \lambda_{KLD} \mathcal{L}_{KLD} + \lambda_C \mathcal{L}_C$ where $\lambda_Q = 1$, $\lambda_{FK} = 100$, $\lambda_{KLD} = 0.001$ and $\lambda_C = 1$. Subsequently, we train the Temporal Predictor with a standard MSE loss.

Performance. DragPoser can be used for both offline and real-time motion reconstruction applications. We measured the average execution times of the different components. Note that our code is executed in Python with no special optimizations. On average, the Temporal Predictor forward pass takes around 7 ms per frame. The other components, which run each optimization iteration, have the following performance: the Decoder’s forward pass averages 0.63 ms, the constraints (losses) computation takes around 4.59 ms (mainly because of the FK), and the backpropagation through the Decoder approximately 6.91 ms. These three processes are computed on the CPU due to the relatively lightweight Decoder model. For

real-time applications, we typically limit the number of iterations to 1 per frame, achieving a processing time of about 19 ms per frame. In contrast, we allow up to 10 iterations per frame for offline pose processing, which extends the processing time to roughly a maximum of 128 ms per frame. This flexibility enables DragPoser to adapt to the performance requirements of various application scenarios.

5.1 Comparison

We compare DragPoser with two state-of-the-art deep-learning-based methods, AvatarPoser [Jiang et al. 2022a] and SparsePoser [Ponton et al. 2023], as well as FinalIK [RootMotion 2017], a state-of-the-art IK method for animating full-body characters. These methods were selected due to their public availability and their representation of different sensor configurations and approaches. AvatarPoser utilizes a Transformer encoder to generate full-body poses from sparse input (three or four sensors) and refines the arms with an optimization-based IK. Notably, it excels in producing high-quality poses in scenarios with high ambiguity and limited sensors. We extended the method, referred to here as AvatarPoser+, by adding two additional sensors on the feet, allowing a fair comparison in six sensor setups. In addition, we compare with SparsePoser, which is the state-of-the-art deep-learning-based method in terms of pose quality and end-effector accuracy for six 6-DoF sensors. Their approach is fixed to six input sensors and uses an autoencoder and learned IK networks for full-body pose reconstruction. Both AvatarPoser and SparsePoser were re-trained using the DanceDB dataset following the training procedure of their official implementations. For AvatarPoser, we incorporated DanceDB into its pre-existing training database. Finally, considering the findings by Ponton et al. [2023] that FinalIK exhibits superior end-effector accuracy compared to deep learning-based methods, it is employed as a baseline for evaluating hard constraints.

Quantitative. Table 1 provides an overview of quantitative comparisons, highlighting DragPoser’s effective balance between IK-like hard constraint representation and high-quality pose reconstruction, an attribute commonly associated with deep-learning methods. In these experiments, we found that DragPoser faces limitations in high-ambiguity three-sensor scenarios, particularly when lacking hip sensor data, resulting in performance below that of AvatarPoser.

In the six sensors setup (head, hands, hip, and feet), DragPoser surpasses AvatarPoser+ and FinalIK in pose quality, aligning with SparsePoser’s performance in *Joint Error*. Most importantly, DragPoser excels in *End-Effector Error*, outperforming both deep-learning methods and slightly improving results compared to FinalIK. This superiority is primarily attributed to the Pose Optimization process in the latent space, which utilizes the Pose Autoencoder’s Decoder for achieving deep-learning-like pose quality, while concurrently allowing for the fulfillment of hard constraints akin to traditional IK. Despite the enhancement in *Positional Error*, DragPoser encounters a slight increase in *Rotational Error*. Finally, we observe that the *Velocity Error* performance mirrors that of SparsePoser, with FinalIK having the best performance but with a higher standard deviation.

We also experimented with further reducing the input signals to four sensors placed in the head, hands and hip. This is a highly

Method	Sensors	Joint Error			End-Effector Error
		Pos (cm)	Rot (deg)	Vel (cm/s)	Pos (cm)
AvatarPoser+	6	7.66(7.60)	11.3(10.5)	13.4(28.5)	11.2(7.93)
FinalIK	6	3.31(4.64)	11.5(19.2)	6.18(21.2)	1.16(1.22)
SparsePoser	6	2.81(2.66)	5.78(5.85)	10.8(15.0)	3.43(2.53)
Ours	6	2.18(2.70)	7.66(8.71)	10.7(15.1)	1.02(0.73)
AvatarPoser	4	9.24(10.1)	12.4(11.7)	16.3(31.7)	9.62(6.51)
Ours	4	7.86(13.1)	10.6(12.4)	20.0(41.5)	1.12(0.72)
AvatarPoser	3	11.0(10.8)	14.3(12.8)	20.1(39.5)	12.3(7.51)
Ours <i>Head+Hands</i>	3	15.5(15.0)	22.0(22.3)	34.0(50.2)	16.1(11.4)
Ours <i>Hip+Hands</i>	3	9.95(13.7)	14.1(15.6)	23.1(36.2)	1.77(1.31)

Table 1. Accuracy of the reconstructed poses compared against state-of-the-art methods, for diverse sensor configurations. We report the mean and standard deviation (within parenthesis) of joint errors (position, rotation, and velocity) as well as the end-effector positional error, all of them with respect to ground truth data. Please refer to the text for details about training and test datasets. When using 6 sensors (placed at the hip, head, hands, and feet), we could compare against AvatarPoser+ (i.e., [Jiang et al. 2022b]) extended to use also the two sensors on the feet, FinalIK [RootMotion 2017], and SparsePoser [Ponton et al. 2023]. For the 4-sensor configuration (hip, head, and hands), we compare against AvatarPoser; FinalIK is not considered since it requires all end-effectors, and SparsePoser’s architecture is designed for a fixed 6-sensor configuration. Concerning the 3-sensor setup, we tested our approach with a head+hands configuration and with a hip+hands one, and compared it against AvatarPoser.

challenging scenario for leg pose reconstruction. In this context, DragPoser exhibits a slight advantage over AvatarPoser in positional and rotational errors, however, with a slightly higher *Velocity Error*. It is important to note that, despite the reduced sensor count, DragPoser continues to maintain high end-effector accuracy (in this case, we take into account only the four sensors). However, when only three sensors are used, removing the hip sensor, DragPoser struggles to achieve the pose quality seen in AvatarPoser. On the other hand, when the three sensors are placed on the hip and hands, DragPoser attains comparable results to AvatarPoser when robust constraints are incorporated. We attribute this limitation in our method to the absence of a dedicated component for global position prediction. As a result, when no hip sensor is available, the method optimizes the outcome solely based on the provided sensors and the Temporal Predictor, which is proved to be insufficient for achieving accurate global positioning. To address this, we dynamically introduce losses, such as enforcing proximity of the feet to the floor and minimizing the distance between hip and head ground projections. While this adaptability highlights DragPoser’s capability to swiftly integrate new constraints, it also emphasizes the ongoing challenge of achieving precise global position accuracy without a hip sensor. In summary, our findings demonstrate that DragPoser achieves state-of-the-art performance across diverse end-effector scenarios and excels in pose reconstruction, particularly when high end-effector accuracy is crucial. In addition, DragPoser proves to be the most flexible method concerning input configuration and robustness to occlusions and sensor malfunctions, as indicated in Table 2.

Qualitative. We present a visual comparison in Figure 5, showcasing selected frames from different poses in the evaluation datasets. In the text, we refer to specific poses in Figure 5 as row/column. All




Fig. 5. Visual comparison of the pose reconstruction results from AvatarPoser+ (AP+), FinalIK (FIK), SparsePoser (SP), and DragPoser (Ours), for seven example poses shown in the top row as ground truth (GT). All methods are reconstructed using six 6-DOF trackers as input data. We highlighted with a zoom-in the main errors found for each method when compared against the ground truth. Deep-learning-based methods (AvatarPoser+ and SparsePoser) often cannot accurately place end-effectors, while traditional IK (FinalIK) produces unnatural poses. Our method can produce high-quality poses while achieving high end-effector accuracy.

methods utilize six 6-DoF sensors, with end-effectors represented by green spheres. Note that some methods, like FinalIK and DragPoser, use the ankle joints for foot end-effectors, while others, including AvatarPoser+ and SparsePoser, use the toe joints.

Generally, FinalIK demonstrates accurate end-effector placement but often at the cost of losing plausible poses. *FIK/2* and *FIK/7* exemplify this, with incorrectly oriented elbows and significant deviations from ground truth in the rest of the examples. Moreover, due to its reliance on ad-hoc solutions for natural pose generation, FinalIK struggles in less common scenarios, failing to reconstruct poses or reach end-effectors, as seen in the *FIK/5* and *FIK/6*.

Both AvatarPoser+ and SparsePoser encounter similar challenges. While they are able to decode high-quality poses, there are instances, such as in the *AP+/4* and *AP+/6*, where AvatarPoser+ fails to accurately reconstruct poses. In terms of end-effectors, most poses from these methods do not precisely align with the target end-effectors. We believe this happens with traditional deep-learning-based approaches due to the use of large networks; since high-frequency details are lost during the forward process.

DragPoser consistently generates high-quality poses across all cases, successfully meeting the end-effector hard constraints. Notably, it excels in reconstructing challenging poses like push-ups

Sensors	DoF	Joint Error			End-Effector
		Pos (cm)	Rot (deg)	Vel (cm/s)	Pos (cm)
3 Head+Hands	6	15.5(15.0)	22.0(22.3)	34.0(50.2)	16.1(11.4)
3 Hip+Hands	6	9.95(13.7)	14.1(15.6)	23.1(36.2)	1.77(1.31)
4 Hip+Head+Hands	6	7.86(13.1)	10.6(12.4)	20.0(41.5)	1.12(0.72)
5 Hip+Head+Hands+RFoot	6	4.95(9.44)	9.25(10.8)	15.3(32.8)	1.17(0.77)
6 Hip+Head+Hands+Feet; Faulty 1%	6	6.55(11.1)	12.0(14.8)	21.1(59.7)	10.2(16.0)*
6 Hip+Head+Hands+Feet; Faulty 0.5%	6	4.50(8.50)	9.82(12.1)	17.0(50.4)	5.85(11.9)*
6 Hip+Head+Hands+Feet	3 Pos	5.81(6.71)	25.9(26.2)	13.2(19.6)	1.56(1.51)
6 Hip+Head+Hands+Feet	6	2.18(2.70)	7.66(8.71)	10.7(15.1)	1.02(0.73)

Table 2. Accuracy of our method for very diverse sparse input scenarios. Each scenario is determined by the number of sensors (3 to 6), their placement, and potential faulty behavior (first column), as well as the DoFs of each sensor (3 for position-only, 6 for position+rotation; second column). We report the joint errors and the end-effector errors, as in Table 1.

Ours/6 and kicks *Ours/4*, effectively balancing pose accuracy with the fulfillment of hard constraints.

5.2 Dynamic Constraints Evaluation

One key advantage of DragPoser is its ability to dynamically adapt constraints, accommodating hardware changes or user-specific requirements. Our evaluations demonstrate DragPoser in various sensor configurations, showcasing its flexibility and the potential for customized loss functions to enhance performance in different scenarios as detailed in Table 2. The baseline configuration employs six 6-DoF, combining positional and rotational data to minimize ambiguity and precisely reconstruct human poses. This setup delivers the highest fidelity in terms of pose quality and end-effector accuracy.

However, in certain applications like motion editing or computer vision, only positional information may be available. When we switch to a configuration with six 3-DoF sensors, DragPoser continues to generate high-quality poses. The *Positional Error* remains similar to the six 6-DoF results of AvatarPoser+, and end-effector accuracy is preserved, although, as expected, there is a notable decrease in rotational precision.

We also explore scenarios with intermittent tracker functionality, simulating faulty sensors by randomly disconnecting one sensor per frame with a probability of 1% or 0.5%, reconnecting it after 100 frames. Operating at 60 frames per second, this yields a challenging and unstable input scenario. Despite these conditions, DragPoser robustly reconstructs high-quality poses, achieving metrics on par with those of previous work under stable sensor conditions. It is important to note that the reported end-effector error encompasses all six sensors; thus, due to the frequent disconnections, this error is significantly larger compared to more stable setups where only the tracked sensors are evaluated.

Furthermore, DragPoser’s flexibility extends to its ability to work with varying numbers of input sensors. We demonstrate its effective performance with five, four, and three sensors, as previously discussed in comparison with existing work.

Finally, we emphasize that DragPoser’s constraints are not limited to the number of sensors. For example, DragPoser could be configured to align a *look-at* vector with the head joint’s forward axis, facilitating precise head orientation control. Other examples

Ablation	Joint Error			End-Effector Error
	Pos (cm)	Rot (deg)	Vel (cm/s)	Pos (cm)
No \mathcal{L}_C	2.65(2.79)	8.39(9.52)	9.53(13.3)	1.50(1.13)
No \mathcal{T}	3.05(4.39)	10.5(12.2)	13.1(19.0)	1.36(1.07)
Ours	2.18(2.70)	7.66(8.71)	10.7(15.1)	1.02(0.73)

Table 3. Results of the ablation study. The first row shows the accuracy metrics if removing the continuity loss \mathcal{L}_C when training the Pose Autoencoder. The second row shows the impact of preventing the Pose Optimizer from using the output from the Temporal Predictor \mathcal{T} . As in previous tables, we report the joint errors and the end-effector errors.

range from maintaining specified distances between joints to enforcing spatial boundaries. Moreover, hyperparameters like the balance between positional and rotational accuracy or the prioritization of joint accuracy are fully customizable in real time.

5.3 Ablation Study

Table 3 presents the results of an ablation study focusing on two critical elements of our proposed method. We first examine the impact of omitting the Continuity Loss \mathcal{L}_C during the training of the Pose Autoencoder. We then evaluate the effectiveness of the Temporal Predictor \mathcal{T} by excluding it from the Pose Optimizer process. All metrics are computed with the six 6-DoF configuration.

Continuity Loss. Our results indicate that the inclusion of \mathcal{L}_C generally enhances all performance metrics by structuring the latent space more effectively. An exception is observed in the velocity metric; this is attributed to the fact that when the Continuity Loss is used, the optimization process needs fewer iterations to find poses that satisfy the constraints. Consequently, a lower learning rate might be necessary to avoid overshooting the target.

For a practical understanding, we calculated the average number of optimization iterations required to meet the constraint thresholds in two distinct animation scenarios—a push-up sequence and a dance routine—setting the maximum number of iterations at 100 per frame. With \mathcal{L}_C , the push-up animation required 57 iterations, and the dance 22, on average. Without \mathcal{L}_C , these numbers increased significantly to 74 and 73 iterations, respectively.

In summary, the integration of the Continuity Loss \mathcal{L}_C not only improves on finding higher quality poses during the optimization search but also streamlines the pose optimization process, evidenced by a reduced number of iterations required. This leads to a more efficient optimization cycle, reducing the time required to run our method.

Temporal Predictor. The purpose of the Temporal Predictor is twofold. On the one hand, it ensures that predicted latent vectors remain within the manifold of valid poses. On the other hand, it learns the temporality within the latent space to guide the optimization process in high-ambiguity scenarios. In its absence, we observe a significant decline in all performance metrics, with *Joint Error* notably impacted due to its direct influence on the overall pose quality and not just the optimization of end-effector positioning.

Visual results presented in Figure 6 further illustrate the Temporal Predictor’s role. Here, the system receives input from only four sensors (hips, head, and hands). With the Temporal Predictor




Fig. 6. Poses reconstructed using four sparse tracking signals (hip, head and hands) with (middle row) and without (last row) temporal predictor. Ground truth is colored in green. The Temporal Predictor guides the optimization process to produce temporally-coherent motion even in high ambiguity scenarios, thus producing a full walking cycle during motion (left). It also prevents implausible poses by guiding the optimization away from invalid latent space regions (right).

enabled, the system can generate a complete walking cycle; even if it might be out of sync with the ground truth. Without the Temporal Predictor, the character’s feet are static, resulting in an unnatural *dragging* motion.

The effectiveness of the Temporal Predictor is even more pronounced in complex motions like push-ups. While the optimization process alone can satisfy end-effector constraints, the Temporal Predictor plays a crucial role in achieving temporally coherent poses. Finally, the last column demonstrates the Temporal Predictor’s ability to avoid invalid regions in the latent space: when disabled, the optimization process traverses invalid regions of the pose manifold, becomes trapped, and ultimately reconstructs an implausible pose.

6 CONCLUSIONS

In conclusion, our work addresses the critical challenge of achieving high-quality motion reconstruction with a reduced number of input devices, aiming to make motion capture more accessible to a wider audience. Our proposed method provides a perfect equilibrium between end-effector accuracy and pose quality. Through a pose optimization process within a structured latent space, our approach simultaneously achieves superior real-time end-effector position accuracy compared to state-of-the-art IK solutions, and higher pose quality compared to advanced learning approaches like AvatarPoser and SparsePoser. In addition, our system requires only one-time training on a large human motion dataset, allowing for dynamic constraint definition through losses during runtime. Unlike previous methods limited to specific tracker configurations, our approach can adapt to flexible tracker setups and can handle potential data loss due to occlusions or malfunctions. In such instances, while there may be a slight reduction in pose or end-effector accuracy for certain configurations, the structured latent space and temporal predictor enable our method to generate plausible and smooth animations. Overall, our approach not only expands accessibility to

motion capture but also proves to be versatile and effective in handling real-world challenges, showcasing its potential for practical applications.

Limitations. Despite the notable achievements of our motion reconstruction system, there are certain limitations that need further consideration. Firstly, in setups with only 3 sensors available, the lack of pelvis/root position tracking has a negative impact on the quality of our motion reconstruction. To overcome this limitation and improve the overall system’s performance, a promising approach would be to integrate a global position prediction module. Additionally, while our system is trained with various user dimensions and encodes poses using dual quaternions, the lack of comprehensive data specifically focusing on diverse user dimensions means that we do not explicitly validate its performance in such scenarios. Another potential limitation arises in instances where the pose optimization process may inadvertently move the latent vector outside the valid pose manifold. Although the inclusion of the Temporal Predictor effectively encodes valid regions, there remains a slim possibility of reconstructing invalid poses. While this occurrence is infrequent, it is essential to acknowledge and address this potential vulnerability. Furthermore, it is important to note that computing the gradient of the decoder can be time-consuming compared to standard forward prediction. Despite this computational demand, the optimization process typically operates with a few iterations, ensuring relatively fast performance.

Future Work. Future research directions may involve exploring the integration of various sensor types, such as computer vision, within the dynamic constraints of the pose optimizer. This extension would allow us to have additional sensor data, contributing to a more robust and versatile motion capture system. To further enhance the capabilities of our pose optimizer, we aim to introduce additional constraints, such as look-at functionality or end-effector

pose preservation during editing. These improvements could provide more nuanced control over reconstructed motion, meeting diverse user needs and preferences. In the pursuit of refining the latent space structure, we plan to investigate alternative generative approaches. This includes exploring methods that prevent unbounded properties and ensure there are no empty spaces between valid regions. Such exploration could result in a more compact and well-organized latent space, thus enhancing the system's efficiency and performance. Lastly, despite initially dismissing the idea of directly encoding temporality in the latent space due to increased complexity, we recognize it as an intriguing avenue for future research. Revisiting this concept and devising efficient strategies to manage the expanded complexity could potentially unlock new dimensions of temporal coherence and further improve the realism of motion reconstructions.

ACKNOWLEDGMENTS

This work has received funding from the European Union's Horizon 2020 research and innovation programme under HORIZON-CL4-2022-HUMAN-01 grant agreement No 101093159 (XR4ED), and from MCIN/AEI/10.13039/501100011033/FEDER "A way to make Europe", UE (PID2021-122136OB-C21). This project has also received funding from the European Union's Horizon 2020 Research and Innovation Programme under Grant Agreement No 739578 and the Government of the Republic of Cyprus through the Deputy Ministry of Research, Innovation and Digital Policy. Jose Luis Ponton was also funded by the Spanish Ministry of Universities (FPU21/01927).

REFERENCES

- Kfir Aberman, Peizhuo Li, Dani Lischinski, Olga Sorkine-Hornung, Daniel Cohen-Or, and Baoquan Chen. 2020. Skeleton-Aware Networks for Deep Motion Retargeting. *ACM Transactions on Graphics* 39, 4 (Aug. 2020). <https://doi.org/10.1145/3386569.3392462>
- Dhruv Agrawal, Martin Guay, Jakob Buhmann, Dominik Borer, and Robert W. Sumner. 2023. Pose and Skeleton-aware Neural IK for Pose and Motion Editing. In *SIGGRAPH Asia 2023 Conference Papers* (Sydney, Australia) (SA'23). Association for Computing Machinery, New York, NY, USA, Article 49, 10 pages. <https://doi.org/10.1145/3610548.3618217>
- Karan Ahuja, Eyal Ofek, Mar Gonzalez-Franco, Christian Holz, and Andrew D. Wilson. 2021. CoolMoves: User Motion Accentuation in Virtual Reality. *Proc. ACM Interact. Mob. Wearable Ubiquitous Technol.* 5, 2, Article 52 (jun 2021), 23 pages. <https://doi.org/10.1145/3463499>
- Sadegh Aliakbarian, Pashmina Cameron, Federica Bogo, Andrew Fitzgibbon, and Thomas J. Cashman. 2022. FLAG: Flow-based 3D Avatar Generation from Sparse Observations. In *2022 IEEE/CVF Conference on Computer Vision and Pattern Recognition (CVPR)*. IEEE, New Orleans, LA, USA, 13243–13252. <https://doi.org/10.1109/CVPR52688.2022.01290>
- Barrett Ames, Jeremy Morgan, and George Konidaris. 2022. IKFlow: Generating Diverse Inverse Kinematics Solutions. *IEEE Robotics and Automation Letters* 7, 3 (2022), 7177–7184. <https://doi.org/10.1109/LRA.2022.3181374>
- Temí Ami-Williams, Christina-Georgia Serghides, and Andreas Aristidou. 2023. Digitizing Traditional Dances Under Extreme Clothing: The Case Study of Eyo. Available online at SSRN: <https://doi.org/10.2139/ssrn.4622975>
- Nefeli Andreou, Andreas Aristidou, and Yiorgos Chrysanthou. 2022. Pose Representations for Deep Skeletal Animation. *Computer Graphics Forum* 41, 8 (Dec. 2022). <https://doi.org/10.1111/cgf.14632>
- Andreas Aristidou and Joan Lasenby. 2011. FABRIK: A Fast, Iterative Solver for the Inverse Kinematics Problem. *Graphical Models* 73, 5 (Sept. 2011), 243–260. <https://doi.org/10.1016/j.gmod.2011.05.003>
- Andreas Aristidou, Joan Lasenby, Yiorgos Chrysanthou, and Ariel Shamir. 2018. Inverse Kinematics Techniques in Computer Graphics: A Survey. *Computer Graphics Forum* 37, 6 (2018), 35–58. <https://doi.org/10.1111/cgf.13310>
- Andreas Aristidou, Ariel Shamir, and Yiorgos Chrysanthou. 2019. Digital Dance Ethnography: Organizing Large Dance Collections. *J. Comput. Cult. Herit.* 12, 4, Article 29 (Nov. 2019), 27 pages. <https://doi.org/10.1145/3344383>
- Raphael Bensadoun, Shir Gur, Nitsan Blau, Tom Shenkar, and Lior Wolf. 2022. Neural Inverse Kinematics. *arXiv preprint arXiv:2205.10837* (2022).
- Botond Bócsi, Duy Nguyen-Tuong, Lehel Csató, Bernhard Schölkopf, and Jan Peters. 2011. Learning inverse kinematics with structured prediction. In *2011 IEEE/RSJ International Conference on Intelligent Robots and Systems*. 698–703. <https://doi.org/10.1109/IROS.2011.6094666>
- Polona Caserman, Augusto Garcia-Agundez, Robert Konrad, Stefan Göbel, and Ralf Steinmetz. 2019. Real-time body tracking in virtual reality using a Vive tracker. *Virtual Reality* 23, 2 (2019), 155–168.
- Angela Castillo, Maria Escobar, Guillaume Jeanneret, Albert Pumarola, Pablo Arbeláez, Ali Thabet, and Arsiom Sanakoyeu. 2023. BoDiffusion: Diffusing Sparse Observations for Full-Body Human Motion Synthesis. In *2023 IEEE/CVF International Conference on Computer Vision Workshops (ICCVW)*. 4223–4233. <https://doi.org/10.1109/ICCVW60793.2023.00456>
- Anargyros Chatzitofis, Leonidas Saroglou, Prodomos Boutis, Petros Drakoulis, Nikolaos Zioulis, Shishir Subramanyam, Bart Kevelham, Caecilia Charbonnier, Pablo Cesar, Dimitrios Zarpalas, Stefanos Kollias, and Petros Daras. 2020. HUMAN4D: A Human-Centric Multimodal Dataset for Motions and Immersive Media. *IEEE Access* 8 (2020), 176241–176262.
- Simon Clavet. 2016. Motion Matching and The Road to Next-Gen Animation. In *Proc. of the Game Developers Conference (GDC'16)*.

- Akos Csizsar, Jan Eilers, and Alexander Verl. 2017. On solving the inverse kinematics problem using neural networks. In *24th International Conference on Mechatronics and Machine Vision in Practice (M2VIP'17)*. 1–6. <https://doi.org/10.1109/M2VIP.2017.8211457>
- Andrea Dittadi, Sebastian Dziadzio, Darren Cosker, Ben Lundell, Thomas J Cashman, and Jamie Shotton. 2021. Full-Body Motion from a Single Head-Mounted Device: Generating SMPL Poses from Partial Observations. In *Proceedings of the IEEE/CVF International Conference on Computer Vision*. 11687–11697.
- Yuming Du, Robin Kips, Albert Pumarola, Sebastian Starke, Ali Thabet, and Arsiom Sanakoyeu. 2023. Avatars Grow Legs: Generating Smooth Human Motion From Sparse Tracking Inputs With Diffusion Model. In *Proceedings of the IEEE/CVF Conference on Computer Vision and Pattern Recognition*. 481–490.
- Adrian-Vasile Duka. 2014. Neural network based inverse kinematics solution for trajectory tracking of a robotic arm. *Procedia Technology* 12 (2014), 20–27.
- Nima Ghorbani and Michael J. Black. 2021. SOMA: Solving Optical Marker-Based MoCap Automatically. In *Proc. International Conference on Computer Vision (ICCV'21)*. 11117–11126.
- Keith Grochow, Steven L. Martin, Aaron Hertzmann, and Zoran Popović. 2004. Style-Based Inverse Kinematics. *ACM Trans. Graph.* 23, 3 (aug 2004), 522–531. <https://doi.org/10.1145/1015706.1015755>
- Vladimir Guzov, Aymen Mir, Torsten Sattler, and Gerard Pons-Moll. 2021. Human POSEitioning System (HPS): 3D Human Pose Estimation and Self-localization in Large Scenes from Body-Mounted Sensors. In *2021 IEEE/CVF Conference on Computer Vision and Pattern Recognition (CVPR)*. 4316–4327. <https://doi.org/10.1109/CVPR46437.2021.00430>
- Jing Huang, Qi Wang, Marco Fratracangeli, Ke Yan, and Catherine Pelachaud. 2017. Multi-Variate Gaussian-Based Inverse Kinematics. *Computer Graphics Forum* 36, 8 (2017), 418–428. <https://doi.org/10.1111/cgf.13089>
- Yinghao Huang, Manuel Kaufmann, Emre Aksan, Michael J. Black, Otmar Hilliges, and Gerard Pons-Moll. 2018. Deep Inertial Poser: Learning to Reconstruct Human Pose from Sparse Inertial Measurements in Real Time. *ACM Transactions on Graphics* 37, 6 (Dec. 2018), 185:1–185:15. <https://doi.org/10.1145/3272127.3275108>
- Hao Jiang and Vamsi Krishna Ithapu. 2021. Egocentric Pose Estimation from Human Vision Span. In *2021 IEEE/CVF International Conference on Computer Vision (ICCV)*. 10986–10994. <https://doi.org/10.1109/ICCV48922.2021.01082>
- Jiaxi Jiang, Paul Strelj, Huajian Qiu, Andreas Fender, Larissa Laich, Patrick Snape, and Christian Holz. 2022a. AvatarPoser: Articulated Full-Body Pose Tracking from Sparse Motion Sensing. In *Computer Vision – ECCV 2022 (Lecture Notes in Computer Science)*, Shai Avidan, Gabriel Brostow, Moustapha Cissé, Giovanni Maria Farinella, and Tal Hassner (Eds.). Springer Nature Switzerland, Cham, 443–460. https://doi.org/10.1007/978-3-031-20065-6_26
- Yifeng Jiang, Yuting Ye, Deepak Gopinath, Jungdam Won, Alexander W. Winkler, and C. Karen Liu. 2022b. Transformer Inertial Poser: Real-time Human Motion Reconstruction from Sparse IMUs with Simultaneous Terrain Generation. In *SIGGRAPH Asia 2022 Conference Papers (SA '22)*. Association for Computing Machinery, New York, NY, USA, 1–9. <https://doi.org/10.1145/3550469.3555428>
- Ben Kenwright. 2012. Inverse Kinematics – Cyclic Coordinate Descent (CCD). *Journal of Graphics Tools* 16, 4 (Oct. 2012), 177–217. <https://doi.org/10.1080/2165347X.2013.823362>
- Diederik P. Kingma and Max Welling. 2013. Auto-Encoding Variational Bayes. <https://doi.org/10.48550/arXiv.1312.6114> arXiv:1312.6114
- Jiye Lee and Hanbyul Joo. 2024. Mocap Everyone Everywhere: Lightweight Motion Capture With Smartwatches and a Head-Mounted Camera. <https://doi.org/10.48550/arXiv.2401.00847> arXiv:2401.00847
- Sumin Lee, Sebastian Starke, Yuting Ye, Jungdam Won, and Alexander Winkler. 2023. QuestEnvSim: Environment-Aware Simulated Motion Tracking from Sparse Sensors. In *ACM SIGGRAPH 2023 Conference Proceedings (SIGGRAPH '23)*. Association for Computing Machinery, New York, NY, USA, 1–9. <https://doi.org/10.1145/3588432.3591504>
- Jiaman Li, C. Karen Liu, and Jiajun Wu. 2023. Ego-Body Pose Estimation via Ego-Head Pose Estimation. In *2023 IEEE/CVF Conference on Computer Vision and Pattern Recognition (CVPR)*. 17142–17151. <https://doi.org/10.1109/CVPR52729.2023.01644>
- Matthew Loper, Naureen Mahmood, Javier Romero, Gerard Pons-Moll, and Michael J. Black. 2015. SMPL: A Skinned Multi-Person Linear Model. *ACM Transactions on Graphics* 34, 6 (Nov. 2015), 248:1–248:16. <https://doi.org/10.1145/2816795.2818013>
- Ilya Loshchilov and Frank Hutter. 2019. Decoupled Weight Decay Regularization. In *ICLR 2019*. <https://doi.org/10.48550/arXiv.1711.05101> arXiv:1711.05101
- Naureen Mahmood, Nima Ghorbani, Nikolaus F. Troje, Gerard Pons-Moll, and Michael J. Black. 2019. AMASS: Archive of Motion Capture as Surface Shapes. In *International Conference on Computer Vision*. 5442–5451.
- Nicholas Milef, Shinjiro Sueda, and Nima Khademi Kalantari. 2023. Variational Pose Prediction with Dynamic Sample Selection from Sparse Tracking Signals. *Computer Graphics Forum* 42, 2 (2023), 359–369. <https://doi.org/10.1111/cgf.14767>
- Boris N. Oreshkin, Florent Bouquet, Felix G. Harvey, Bay Raitt, and Dominic Laflamme. 2021. ProtoRes: Proto-Residual Network for Pose Authoring via Learned Inverse Kinematics. In *International Conference on Learning Representations*. <https://doi.org/10.48550/arXiv.2106.01981>
- Xingang Pan, Ayush Tewari, Thomas Leimkühler, Lingjie Liu, Abhimitra Meka, and Christian Theobalt. 2023. Drag Your GAN: Interactive Point-based Manipulation on the Generative Image Manifold. In *ACM SIGGRAPH 2023 Conference Proceedings (SIGGRAPH '23)*. Association for Computing Machinery, New York, NY, USA, 1–11. <https://doi.org/10.1145/3588432.3591500>
- Adam Paszke, Sam Gross, Francisco Massa, Adam Lerer, James Bradbury, Gregory Chanan, Trevor Killeen, Zeming Lin, Natalia Gimelshein, Luca Antiga, Alban Desmaison, Andreas Kopf, Edward Yang, Zachary DeVito, Martin Raison, Alykhan Tejani, Sasank Chilamkurthy, Benoit Steiner, Lu Fang, Junjie Bai, and Soumith Chintala. 2019. PyTorch: An Imperative Style, High-Performance Deep Learning Library. In *Advances in Neural Information Processing Systems*, Vol. 32. Curran Associates, Inc. <https://proceedings.neurips.cc/paper/2019/hash/bdbca288fee7f92f2bfa9f7012727740-Abstract.html>
- Dario Pavlo, Christoph Feichtenhofer, Michael Auli, and David Grangier. 2020. Modeling Human Motion with Quaternion-Based Neural Networks. *International Journal of Computer Vision* 128, 4 (April 2020), 855–872. <https://doi.org/10.1007/s11263-019-01245-6>
- Dario Pavlo, David Grangier, and Michael Auli. 2018. QuaterNet: A Quaternion-based Recurrent Model for Human Motion. In *British Machine Vision Conference (BMVC)*.
- Jose Luis Ponton, Haoran Yun, Carlos Andujar, and Nuria Pelechano. 2022. Combining Motion Matching and Orientation Prediction to Animate Avatars for Consumer-Grade VR Devices. *Computer Graphics Forum* (2022). <https://doi.org/10.1111/cgf.14628>
- Jose Luis Ponton, Haoran Yun, Andreas Aristidou, Carlos Andujar, and Nuria Pelechano. 2023. SparsePoser: Real-Time Full-Body Motion Reconstruction from Sparse Data. *ACM Trans. Graph.* 43, 1, Article 5 (Oct. 2023), 14 pages. <https://doi.org/10.1145/3625264>
- Hailin Ren and Pinhas Ben-Tzvi. 2020. Learning inverse kinematics and dynamics of a robotic manipulator using generative adversarial networks. *Robotics and Autonomous Systems* 124 (2020), 103386. <https://doi.org/10.1016/j.robot.2019.103386>
- Helge Rhodin, Christian Richardt, Dan Casas, Eldar Insafutdinov, Mohammad Shafiei, Hans-Peter Seidel, Bernt Schiele, and Christian Theobalt. 2016. EgoCap: Egocentric Marker-Less Motion Capture with Two Fisheye Cameras. *ACM Transactions on Graphics* 35, 6 (Dec. 2016), 162:1–162:11. <https://doi.org/10.1145/2980179.2980235>
- RootMotion. 2017. *Final IK*. <http://root-motion.com/>
- Myungjin Shin, Dohae Lee, and In-Kwon Lee. 2023. Utilizing Task-Generative Motion Prior to Recover Full-Body Motion from Very Sparse Signals. <https://doi.org/10.48550/arXiv.2308.15839> arXiv:2308.15839
- Takaaki Shiratori, Hyun Soo Park, Leonid Sigal, Yaser Sheikh, and Jessica K. Hodgins. 2011. Motion Capture from Body-Mounted Cameras. *ACM Transactions on Graphics* 30, 4 (July 2011), 1–10. <https://doi.org/10.1145/2010324.1964926>
- Denis Tome, Thiemo Alldieck, Patrick Peluse, Gerard Pons-Moll, Lourdes Agapito, Hernan Badino, and Fernando de la Torre. 2023. SelfPose: 3D Egocentric Pose Estimation From a Headset Mounted Camera. *IEEE Transactions on Pattern Analysis and Machine Intelligence* 45, 6 (June 2023), 6794–6806. <https://doi.org/10.1109/TPAMI.2020.3029700>
- Denis Tome, Patrick Peluse, Lourdes Agapito, and Hernan Badino. 2019. xR-EgoPose: Egocentric 3D Human Pose From an HMD Camera. In *2019 IEEE/CVF International Conference on Computer Vision (ICCV)*. 7727–7737. <https://doi.org/10.1109/ICCV.2019.00782>
- Léon Victor, Alexandre Meyer, and Saïda Bouakaz. 2021. Learning-based pose edition for efficient and interactive design. *Computer Animation and Virtual Worlds* 32, 3-4 (2021), e2013. <https://doi.org/10.1002/cav.2013>
- Vikram Voleti, Boris Oreshkin, Florent Bouquet, Félix Harvey, Louis-Simon Ménard, and Christopher Pal. 2022. SMPL-IK: Learned Morphology-Aware Inverse Kinematics for AI Driven Artistic Workflows. In *SIGGRAPH Asia 2022 Technical Communications (SA '22)*. Association for Computing Machinery, New York, NY, USA, 1–7. <https://doi.org/10.1145/3550340.3564227>
- Timo von Marcard, Bodo Rosenhahn, Michael J. Black, and Gerard Pons-Moll. 2017. Sparse Inertial Poser: Automatic 3D Human Pose Estimation from Sparse IMUs. *Comput. Graph. Forum* 36, 2 (may 2017), 349–360. <https://doi.org/10.1111/cgf.13131>
- Jian Wang, Lingjie Liu, Weipeng Xu, Kripasindhu Sarkar, and Christian Theobalt. 2021. Estimating Egocentric 3D Human Pose in Global Space. In *2021 IEEE/CVF International Conference on Computer Vision (ICCV)*. 11480–11489. <https://doi.org/10.1109/ICCV48922.2021.01130>
- Jian Wang, Diogo Luvizon, Weipeng Xu, Lingjie Liu, Kripasindhu Sarkar, and Christian Theobalt. 2023. Scene-Aware Egocentric 3D Human Pose Estimation. In *2023 IEEE/CVF Conference on Computer Vision and Pattern Recognition (CVPR)*. 13031–13040. <https://doi.org/10.1109/CVPR52729.2023.01252>
- Alexander Winkler, Jungdam Won, and Yuting Ye. 2022. QuestSim: Human Motion Tracking from Sparse Sensors with Simulated Avatars. In *SIGGRAPH Asia 2022 Conference Papers*. ACM, Daegu Republic of Korea, 1–8. <https://doi.org/10.1145/3550469.3555411>
- Xiaomao Wu, Maxime Tournier, and Lionel Reveret. 2011. Natural Character Posing from a Large Motion Database. *IEEE Computer Graphics and Applications* 31, 3 (2011),

- 69–77. <https://doi.org/10.1109/MCG.2009.111>
- Weipeng Xu, Avishek Chatterjee, Michael Zollhöfer, Helge Rhodin, Pascal Fua, Hans-Peter Seidel, and Christian Theobalt. 2019. Mo2Cap2: Real-time Mobile 3D Motion Capture with a Cap-mounted Fisheye Camera. *IEEE Transactions on Visualization and Computer Graphics* 25, 5 (May 2019), 2093–2101. <https://doi.org/10.1109/TVCG.2019.2898650>
- Dongseok Yang, Doyeon Kim, and Sung-Hee Lee. 2021. Lobstr: Real-time lower-body pose prediction from sparse upper-body tracking signals. 40, 2 (2021), 265–275.
- Yongjing Ye, Libin Liu, Lei Hu, and Shihong Xia. 2022. Neural3Points: Learning to Generate Physically Realistic Full-body Motion for Virtual Reality Users. *Computer Graphics Forum* 41, 8 (2022), 183–194. <https://doi.org/10.1111/cgf.14634>
- Xinyu Yi, Yuxiao Zhou, Marc Habermann, Vladislav Golyanik, Shaohua Pan, Christian Theobalt, and Feng Xu. 2023. EgoLocate: Real-time Motion Capture, Localization, and Mapping with Sparse Body-mounted Sensors. *ACM Transactions on Graphics* 42, 4 (July 2023), 76:1–76:17. <https://doi.org/10.1145/3592099>
- Xinyu Yi, Yuxiao Zhou, Marc Habermann, Soshi Shimada, Vladislav Golyanik, Christian Theobalt, and Feng Xu. 2022. Physical Inertial Poser (PIP): Physics-aware Real-time Human Motion Tracking from Sparse Inertial Sensors. In *2022 IEEE/CVF Conference on Computer Vision and Pattern Recognition (CVPR)*. IEEE, New Orleans, LA, USA, 13157–13168. <https://doi.org/10.1109/CVPR52688.2022.01282>
- Xinyu Yi, Yuxiao Zhou, and Feng Xu. 2021. TransPose: Real-Time 3D Human Translation and Pose Estimation with Six Inertial Sensors. *ACM Transactions on Graphics* 40, 4 (July 2021), 86:1–86:13. <https://doi.org/10.1145/3450626.3459786>
- Ye Yuan and Kris Kitani. 2018. 3D Ego-Pose Estimation via Imitation Learning. In *Computer Vision – ECCV 2018 (Lecture Notes in Computer Science)*, Vittorio Ferrari, Martial Hebert, Cristian Sminchisescu, and Yair Weiss (Eds.). Springer International Publishing, Cham, 763–778. https://doi.org/10.1007/978-3-030-01270-0_45
- Ye Yuan and Kris Kitani. 2019. Ego-Pose Estimation and Forecasting As Real-Time PD Control. In *2019 IEEE/CVF International Conference on Computer Vision (ICCV)*. 10081–10091. <https://doi.org/10.1109/ICCV.2019.01018>
- Yahui Zhang, Shaodi You, and Theo Gevers. 2021. Automatic Calibration of the Fisheye Camera for Egocentric 3D Human Pose Estimation from a Single Image. In *2021 IEEE Winter Conference on Applications of Computer Vision (WACV)*. IEEE, Waikoloa, HI, USA, 1771–1780. <https://doi.org/10.1109/WACV48630.2021.00181>
- Xiaozheng Zheng, Zhuo Su, Chao Wen, Zhou Xue, and Xiaojie Jin. 2023. Realistic Full-Body Tracking from Sparse Observations via Joint-Level Modeling. In *Proceedings of the IEEE/CVF International Conference on Computer Vision*. 14678–14688.