

# An extrapolation-driven network architecture for physics-informed deep learning

Yong Wang<sup>a,b,c</sup>, Yanzhong Yao<sup>a,c,\*</sup>, Zhiming Gao<sup>a,c</sup>

<sup>a</sup>*Institute of Applied Physics and Computational Mathematics, Beijing 100088, China*

<sup>b</sup>*Graduate School of China Academy of Engineering Physics, Beijing 100088, China*

<sup>c</sup>*National Key Laboratory of Computational Physics, Beijing 100088, China*

---

## Abstract

Deep learning with physics-informed neural networks (PINNs) has emerged as a highly popular and effective approach for solving partial differential equations (PDEs). In this paper, we first investigate the extrapolation capability of the PINN method for time-dependent PDEs. Taking advantage of this extrapolation property, we can generalize the training result obtained in the time subinterval to the large interval by adding a correction term to the network parameters of the subinterval. The correction term is determined by further training with the sample points in the added subinterval. Secondly, by designing an extrapolation control function with special characteristics and combining it with the correction term, we construct a new neural network architecture whose network parameters are coupled with the time variable, which we call the extrapolation-driven network architecture. Based on this architecture, using a single neural network, we can obtain the overall PINN solution of the whole domain with the following two characteristics: (1) it completely inherits the local solution of the interval obtained from the previous training, (2) at the interval node, it strictly maintains the continuity and smoothness that the true solution has. The extrapolation-driven network architecture allows us to divide a large time domain into multiple subintervals and solve the time-dependent PDEs one by one in chronological order. This training scheme respects the causality principle and effectively overcomes the difficulties of the conventional PINN method in solving the evolution equation on a large time domain. Numerical experiments verify the performance of our proposed method. The data and code accompanying this paper are available at <https://github.com/wangyong1301108/E-DNN>.

*Keywords:* Deep learning, Physics-informed neural networks, Extrapolation, Evolution equation

---



---

\*Corresponding author

*Email address:* [yao\\_yanzhong@iapcm.ac.cn](mailto:yao_yanzhong@iapcm.ac.cn) (Yanzhong Yao)

## 1. Introduction

Investigating and understanding the dynamics of complex physical processes is critical to science and engineering. The dynamic behavior of objects is typically formulated by time-dependent partial differential equations (PDEs) [1]. Providing efficient and highly accurate numerical methods for time-dependent PDEs is a goal that has been relentlessly pursued by many scientific computing researchers. In the past decades, researchers have made great progress in exploring the dynamics by using the traditional numerical methods, such as the finite difference method (FDM), the finite volume method (FVM), and the finite element method (FEM). However, there are still some challenges in using these classical analytical or computational tools [2]. Traditional approaches not only face the curse of dimensionality, but also struggle to provide universal and effective frameworks for solving evolution equations with complex features.

Deep neural networks (DNNs) have garnered widespread attention as a tool that adapts to high-dimensional data and has an innate capacity to model nonlinear relationships [2]. Based on DNNs, researchers have developed many deep learning methods [3, 4, 5, 6]. Among these methods, those using physics-informed neural networks (PINNs) [5, 7] have emerged as a popular option due to their simplicity and effectiveness [1], and the PINN methods have already been used to address various problems in different fields [8, 9, 10, 11]. Despite these successes, it is still in the early stages to tackle realistic problems with PINNs [12].

This paper focuses on solving time-dependent PDEs by PINNs. In Ref. [13], Penwarden et al. argue that the conventional PINN method faces some difficulties when predicting over the entire spatio-temporal domain, and they summarize these difficulties into 3 types: (1) Zero solution, where PINNs converge to a zero solution; (2) No propagation, where PINNs fail to propagate any information, resulting in invalid predictions; (3) Incorrect propagation, where PINNs converge to an incorrect solution. To address these difficulties, researchers have proposed many improved versions of the conventional PINN method, including causal weights [14], domain decomposition strategies [15, 16], and sequential learning strategies [13, 17, 18, 19]. Among these versions, sequential learning strategies are often preferred in applications [20, 21] because they naturally respect the *principle of causality* [14] and have high computational efficiency.

For sequential learning strategies, there are two alternative network options: a single feed-forward fully connected neural network [13, 17, 18, 19] or multiple feed-forward fully connected neural networks [13, 17]. The main implementation steps of using a single network are as follows: (1) First train the neural network on a small time subinterval, which is called pre-training; (2) Using the resulting parameters of the small subinterval as initial guesses, then train the neural network on a larger interval including the pre-training subinterval. **The weakness of the single-network approach is that the PINN solution obtained on the large interval cannot accurately reproduce that of the small subinterval.** It is well known that training on a small domain generally yields more accurate predictions [22]. On the other hand, the main implementation steps of

using multiple feed-forward fully connected neural networks are as follows: (1) Divide the whole time domain into several time subintervals, each subinterval is expressed by a separate neural network; (2) Use some prediction values of previous subintervals as supervised data, train the neural network of each subinterval sequentially one by one. (3) Combine the prediction functions of all subintervals to form the PINN solution for the whole domain. **The disadvantage of the multi-network approach is that, without introducing the special treatment, it cannot strictly maintain the continuity and smoothness at the interval nodes when combining the PINN solutions of multiple neural networks as a potential solution of the evolution equations in the whole time domain. In addition, the implementation of such methods is very complex and computationally time-consuming [23].**

This paper attempts to address the above issues from the perspective of updating the neural network architecture. By analyzing the extrapolation property of the conventional PINN method, we construct a kind of extrapolation-driven neural network architecture to compensate for the above shortcomings. The proposed PINN approaches based on the new architecture have the following advantages:

- They well address the problems existing in the conventional PINN method, including: zero solution, no propagation, incorrect propagation.
- They use a single neural network to avoid increasing model complexity and computational cost.
- The overall PINN solution of the whole time domain can accurately reproduce the local solution of each time subinterval.
- The potential solution strictly satisfies the continuity and smoothness at the time interval nodes.

The rest of this paper is organized as follows: In Section 2, we first describe the conventional PINN framework for time-dependent PDEs, then give the definition of interpolation and extrapolation, and analyze the extrapolation capability of the PINN methods; In Section 3, we construct a kind of extrapolation-driven neural network architecture by exploiting the extrapolation property; In Section 4, we use several benchmarks to test the performance of the proposed network architecture; Finally, we give a conclusion of our work in Section 5.

## 2. Extrapolation property of physics-informed learning

In this section, we first briefly describe the conventional PINN method and then focus on discussing its extrapolation capability, which is used to improve its performance for time-dependent PDEs.

### 2.1. Conventional PINN framework

The conventional PINN method based on a fully connected neural network architecture is proposed in Ref. [5], which is considered as a promising framework for solving PDE, and is effective for solving the evolution equation [1].

Suppose the time-dependent PDEs has the following form:

$$\begin{cases} \frac{\partial u}{\partial t} + \mathcal{N}(u) = 0, & x \in \Omega \subset \mathbb{R}^d, t \in (0, T], \\ u(x, 0) = \mathcal{I}(x), & x \in \Omega \subset \mathbb{R}^d, \\ u(x, t) = \mathcal{B}(x, t), & x \in \partial\Omega, t \in (0, T], \end{cases} \quad (2.1)$$

where  $u = u(x, t)$  is the solution on the spatio-temporal domain  $\Omega \times [0, T]$ ,  $\mathcal{N}$  denotes the differential operator with respect to the spatial variable  $x$ ,  $\mathcal{I}(x)$  and  $\mathcal{B}(x, t)$  represent the initial condition (I.C.) and the Dirichlet boundary condition (B.C.), respectively. Boundary conditions can also be of the Neumann, Robin, periodic, and hybrid types.

The conventional PINN method provides the prediction function  $u_\theta(x, t)$ , which we call the PINN solution in this paper, as an approximation of the true solution of Eq. (2.1), where  $\theta$  is a set of network parameters and is determined by minimizing the following loss function

$$\begin{cases} \mathcal{L}(\theta; \Sigma) = w_s \mathcal{L}_s(\theta; \tau_s) + w_r \mathcal{L}_r(\theta; \tau_r), \\ \mathcal{L}_s(\theta; \tau_s) = \frac{1}{N_0} \sum_{i=1}^{N_0} |u_\theta(x_i, 0) - \mathcal{I}(x_i)|^2 \\ \quad + \frac{1}{N_b} \sum_{i=1}^{N_b} |u_\theta(x_i, t_i) - \mathcal{B}(x_i, t_i)|^2, \\ \mathcal{L}_r(\theta; \tau_r) = \frac{1}{N_r} \sum_{i=1}^{N_r} \left| \frac{\partial u_\theta}{\partial t}(x_i, t_i) + \mathcal{N}(u_\theta(x_i, t_i)) \right|^2. \end{cases} \quad (2.2)$$

In Eq. (2.2),  $w_s$  and  $w_r$  are the weights for the two parts of the loss function,  $\Sigma$  denotes the set of training points and consists of the supervised point set  $\tau_s$  and the residual point set  $\tau_r$ ,  $N_0$  is the number of sample points for the I.C.,  $N_b$  is the number of sample points on the boundary  $\partial\Omega$ , and  $N_r$  is the number of residual points sampled in the spatio-temporal domain.

### 2.2. Extrapolation capacity analysis of PINN methods

Note that the **interpolation** and **extrapolation** discussed in this paper are based on the time dimension. Suppose the training domain is  $\Omega \times [0, T_{train}]$ . After sufficiently sampling training points according to a certain sampling method on the training domain and optimizing the loss function (2.2), we obtain the PINN solution  $u_\theta$ . To evaluate the performance of PINNs, we usually select some test points in the training domain  $\Omega \times [0, T_{train}]$ . We call these test points **interpolation points** here. Previous works on PINN methods mainly use interpolation points to verify the effectiveness of their methods [24]. To examine the generalization capability of the PINN solution, we need to use some test points sampled beyond the training domain, i.e.,  $\{(x_i, t_i)\} \in \Omega \times (T_{train}, T]$ ,  $T > T_{train}$ , we call these test points **extrapolation points**. Figure 2.1 is a schematic diagram of the interpolation and extrapolation points.

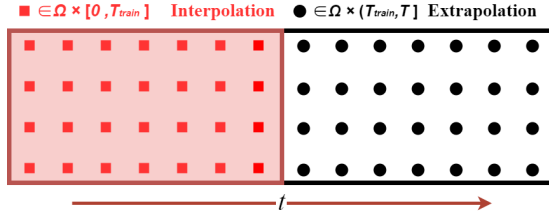


Figure 2.1: Interpolation points and extrapolation points.

In this paper, we are more interested in the extrapolation property of PINNs. To investigate the extrapolation capability of the PINN method, we first consider the following Allen-Cahn equation, which is widely used to study phase separation phenomena [25, 26],

$$\begin{cases} u_t - 0.0001u_{xx} + 5u^3 - 5u = 0, & (x, t) \in (-1, 1) \times (0, 1], \\ u(x, 0) = x^2 \cos \pi x, & x \in (-1, 1), \\ u(-1, t) = u(1, t), u_x(-1, t) = u_x(1, t), & t \in (0, 1]. \end{cases} \quad (2.3)$$

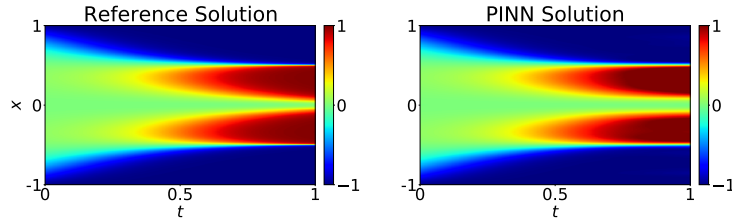


Figure 2.2: The reference solution of Eq. (2.3) and the PINN solution obtained by training on the time domain  $[0, 0.5]$ .

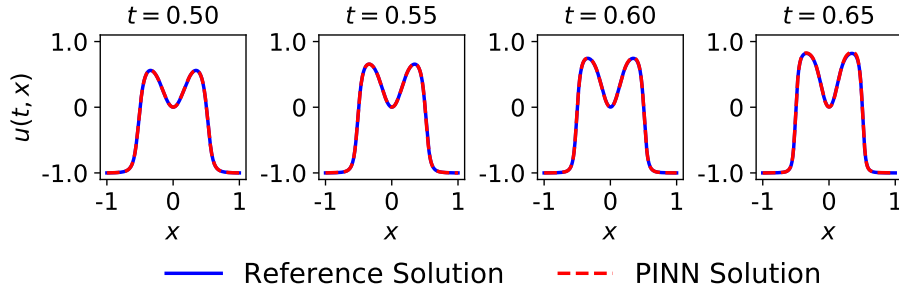


Figure 2.3: Comparison of the reference solution and the PINN solution of Eq. (2.3).

We train the PINNs for this model in the computational domain  $[-1, 1] \times [0, 0.5]$ , with all hyperparameters chosen as described in Sec. 4. Figure 2.2 and

2.3 show the contrast between the reference solution and the PINN solution. We see that the PINN solution obtained by training on the time domain  $[0, 0.5]$  also has good accuracy in predicting the values of the extrapolation points in the time domain  $[0.5, 1]$ , and the closer to 0.5, the higher the prediction accuracy. For this model, the PINN method has a strong extrapolation capability.

Next, we consider the following convection equation

$$\begin{cases} u_t - \beta u_x = 0, & (x, t) \in (0, 2\pi) \times (0, 1], \\ u(x, 0) = \sin x, & x \in (0, 2\pi), \\ u(0, t) = u(2\pi, t), & t \in (0, 1]. \end{cases} \quad (2.4)$$

The exact solution is given by

$$u(x, t) = \sin(x - \beta t), \quad (2.5)$$

where  $\beta$  is a constant. We let  $\beta = 40$ , train the PINNs for this model in the computational domain  $[0, 2\pi] \times [0, 0.5]$ . Figure 2.4 and 2.5 show the contrast between the reference solution and the PINN solution. We see that the PINN solution trained in the time domain  $[0, 0.5]$  can only make reasonable predictions for the extrapolation points very close to 0.5, but cannot make accurate predictions for the extrapolation points slightly away from 0.5. For this model, the PINN method has a weak extrapolation capability.

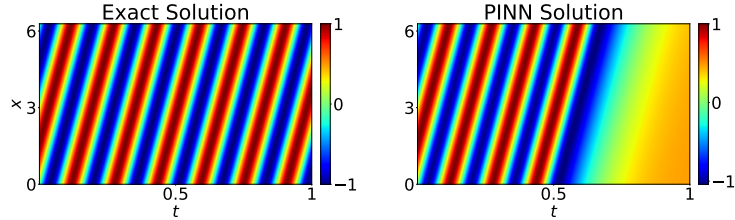


Figure 2.4: The reference solution of Eq. (2.4) with  $\beta = 40$  and the PINN solution obtained by training on the time domain  $[0, 0.5]$ .

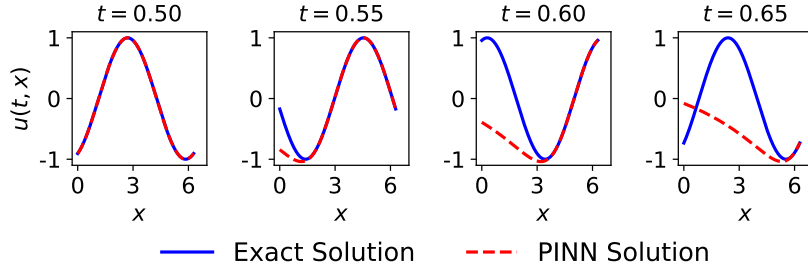


Figure 2.5: Comparison of the exact solution and the PINN solution of Eq. (2.4) with  $\beta = 40$ .

We adjust the parameters in the governing equation (2.4), let  $\beta = 10$ , for this case the comparison results between the exact solution and the PINN solution are shown in Figure 2.6 and 2.7. We see that the extrapolation capability is stronger for  $\beta = 10$  than for  $\beta = 40$ . According to the exact solution, we can get that the value of  $|u_t(x, y)|_{\beta=40}$  is greater than the value of  $|u_t(x, y)|_{\beta=10}$ . A larger  $|u_t|$  means that  $u$  changes faster with time, and therefore the extrapolation capability is weaker.

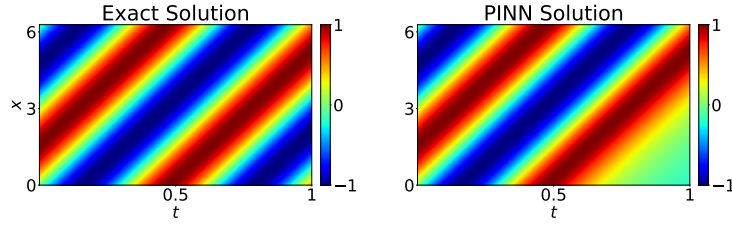


Figure 2.6: The reference solution of Eq. (2.4) with  $\beta = 10$  and the PINN solution obtained by training on the time domain  $[0, 0.5]$ .

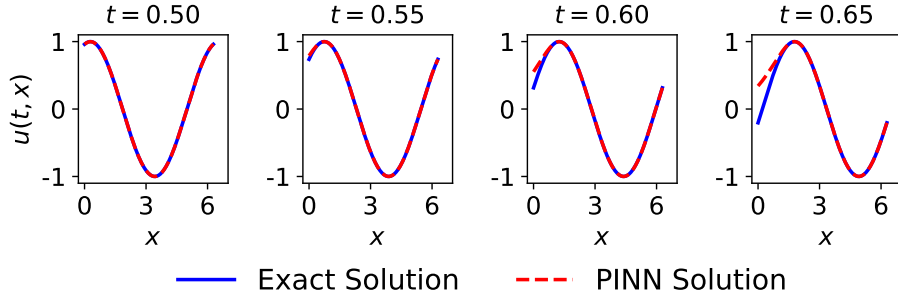


Figure 2.7: Comparison of the exact solution and the PINN solution of Eq. (2.4) with  $\beta = 10$ .

Based on these examples, we summarize the observed phenomena as follows:

1. Due to the embedding of the physical information, the PINN method has either strong or weak extrapolation capabilities [2, 24];
2. The prediction accuracy of the extrapolation points gradually decreases as they move away from the training domain [27, 28];
3. The extrapolation capability of the PINN method is closely related to the nature of the governing equations [1, 27];
4. The extrapolation performance of the PINN method is weaker for the model with larger  $|u_t|$  outside the training domain.

Through analysis, we believe that for the time-dependent PDEs, there are two main reasons that make the PINN methods have some extrapolation capability:

1. The evolution equation includes the partial derivative term of the solution function  $u$  with respect to time variable  $t$ , so  $u$  is at least continuous or even smooth in the time direction; the PINN solution, as an approximation of  $u$ , is also continuous, which ensures that it has some accuracy for extrapolation points close to the training domain.
2. In the process of neural network training, the information of the PDE is fully exploited, so that the PINN solution approximates the true solution of the PDE in the training domain. Considering that the PDE itself holds in the entire computational domain, the PINN solution also has a certain degree of accuracy for extrapolation points in the case of slowly varying coefficients, boundary conditions, and source terms with respect to the time variable  $t$ .

### 3. An extrapolation-driven neural network architecture

In the previous section, we discussed the extrapolation property of the PINN method. In this section, we use this property to construct new neural networks called *Extrapolation-driven Deep Neural Networks*, abbreviated as **E-DNN**, which are helpful for solving evolution equations efficiently and accurately. We first give the motivation for constructing extrapolation-driven neural networks, and then present several approaches of constructing extrapolation-driven neural networks according to different characteristics of PDEs.

#### 3.1. Motivation for constructing extrapolation-driven networks

As mentioned in the introduction, the conventional PINN method faces some difficulties in solving the evolution equation on large time domain. For the time-dependent PDEs, when optimizing the loss function of the conventional PINN method, since the common optimization algorithm does not take into account respecting the principle of the causality, but aims to make the value of the loss function reach the minimum, the optimization process cannot be done in chronological order, and the positions far away from the initial time may be optimized earlier, which leads to its PINN solution satisfying the equation, but not matching the true solution because it is only constrained by the PDE and not affected by the initial values. As we know, the solution satisfying only the PDE is usually not unique, e.g. for the heat equation  $u_t - u_{xx} = f(x, t)$ , if  $\tilde{u}$  satisfies the equation, then  $\tilde{u} + ax + b$  also satisfies the equation, the uniqueness is determined by combining the initial boundary conditions.

To obtain high-precision solutions for the time-dependent PDEs on the large time domain, it is a good choice to adopt a training scheme that respects



the principle of the causality. The causality means that the solution of time-dependent PDEs at the later time is determined by the solution at the earlier time. In the training process of PINNs, *respecting the causality* means that the training of the later time subinterval should be based on the training results of the previous time subinterval, should not be earlier than the previous time subinterval. In Ref. [14], the authors decompose the whole time domain into several subintervals and design a specific weight function for the residual loss term of each sub-time domain, thus achieving the goal of respecting the causal law in the training process and obtaining a high-precision solution of the evolution equation. The computational efficiency of this approach needs improvement. In Ref. [13] and Ref. [19], the authors present high-precision PINN methods that respect the causal law by dividing the whole time domain into several subintervals and training them one by one. However, in Ref. [13], the PINN solution of the whole time domain is concatenated by those of all subintervals, multiple neural networks are used, which weakens the continuity of the solution and loses its smoothness at the connection positions between subintervals; in Ref. [19], although the PINN solution is expressed by a single neural network on the whole time domain, it cannot preserve the solutions of the subintervals obtained by pre-training.

Motivated by the intriguing extrapolation capability of the PINN method, we attempt to construct a novel neural network architecture based on it, and then provide an improved PINN approach from the network architecture perspective, which hopefully advances the deep learning method to solve the time-dependent PDEs efficiently and accurately. The main idea for constructing the new network architecture is as follows.

Suppose the whole time domain is  $[0, T]$ . To overcome the difficulty of training on the large time domain, we divide it into two subintervals  $[0, T_p]$  and  $[T_p, T]$ , where  $0 < T_p < T$ . We first train the PINNs on the first subinterval  $[0, T_p]$  using the usual approach, obtaining the network parameters denoted by  $\theta_p$  and its PINN solution denoted by  $u_{\theta_p}(x, t)$ . For the domain  $[0, T]$ , considering the extrapolation capability of the PINN method, we can assume that the overall PINN solution, denoted by  $u_{\theta}(x, t)$ , is similar to  $u_{\theta_p}(x, t)$ , so they have similar network parameters. We express their relationship as  $\theta = \theta_p + \delta$ , where  $\delta$  is a set of parameters to be trained next, we call it the *correction term*. To use a *single* neural network to provide the PINN solution  $u_{\theta}$  for the whole time domain  $[0, T]$ , while requiring that  $u_{\theta}(x, t) = u_{\theta_1}(x, t), t \in [0, T_p]$ , we introduce a time function  $\mathcal{F}(t)$ , called *extrapolation control function*, into the network parameters, and set

$$\theta = \theta_1 + \mathcal{F}(t) \cdot \delta, \quad (3.1)$$

thereby forming a new network architecture containing the time variable  $t$ . To

ensure the smoothness of  $u_\theta$  at  $T_p$ , we require that

$$\begin{cases} \mathcal{F}(t) = 0, & t \in [0, T_p], \\ \mathcal{F}(t) = 1, & t \in [T, +\infty), \\ \mathcal{F}(t) \in C^1, & t \in (0, +\infty). \end{cases} \quad (3.2)$$

How to choose appropriate  $\mathcal{F}(t)$  for equations with different properties is discussed in detail in the following sections. By training the parameter  $\delta$  on the second subinterval  $[T_p, T]$ , we obtain the PINN solution for the whole time domain.

### 3.2. Extrapolation-driven architecture for strong extrapolation models

From the example of the Korteweg-de Vries equation in Sec. 2.2, it can be seen that for this type of model, the PINN solution has a strong extrapolation capability, which means that the maximum norm of the correction term  $\|\delta\|_\infty$  could be very small. Therefore, we can use any smooth function as the extrapolation control function, denoted by  $\mathcal{F}_s(t)$ . Similar to the previous section, we suppose that the whole time domain is  $[0, T]$  and divide it into two subintervals  $[0, T_p]$  and  $[T_p, T]$ , where  $0 < T_p < T$ . The control function  $\mathcal{F}_s(t)$  should meet the following conditions:

1.  $\mathcal{F}_s(t) = 0, t \in [0, T_p]$ .

This condition is very important, it serves two purposes. First, it introduces the training results of the first subinterval into the second subinterval as equivalent initial conditions; second, it prevents re-optimization of the first subinterval, thus preserving the accuracy of  $[0, T_p]$ , since the PINN method often has higher accuracy at smaller intervals [19, 22].

2.  $\mathcal{F}_s(t) = 1, t \in [T, +\infty)$ .

This condition provides an upper bound for the control function  $\mathcal{F}_s(t)$ , which on the one hand helps to optimize the correction term on the subinterval  $[T_p, T]$ , and on the other hand can provide fixed initial values of the network parameters for the subinterval after time  $T$ , thus making our method scalable.

3.  $\mathcal{F}_s(t) \in C^1, t \in (0, +\infty)$ .

This condition makes the network parameters change continuously from the network parameter  $\theta_p$  of the subinterval  $[0, T_p]$  to the network parameter  $\theta$  of the whole time domain  $[0, T]$ , ensuring the continuity of the PINN solution and its first partial derivative with respect to  $t$  at the interval node  $T_p$ . If the evolution equation contains  $u_{tt}$ , we require that  $\mathcal{F}_s(t) \in C^2$ .

4.  $\mathcal{F}'_s(t) \geq 0, t \in (T_p, T)$ .

This condition is optional, not mandatory. We use it to cater for the second phenomenon observed in Sec. 2.2 that the extrapolation capability gradually weakens as time goes on. It is designed with the idea that the further away the time is from  $T_p$ , the more the network parameters should change.

Based on the above conditions, we provide a specific extrapolation-driven function as follows:

$$\mathcal{F}_s(t) = \begin{cases} 0, & t \in [0, T_p), \\ -2\left(\frac{t-T_p}{T-T_p}\right)^3 + 3\left(\frac{t-T_p}{T-T_p}\right)^2, & t \in [T_p, T), \\ 1, & t \in [T, +\infty). \end{cases} \quad (3.3)$$

Figure 3.1 provides a visual representation of  $\mathcal{F}_s(t)$ .

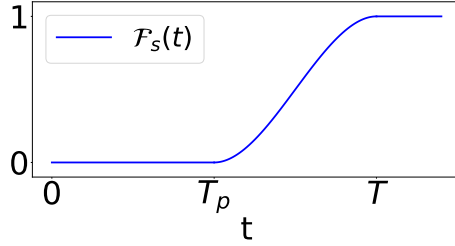


Figure 3.1: Graph of the extrapolation control function (3.3).

To obtain the overall PINN solution of PDEs, our training scheme is as follows: First, we use the usual feed-forward fully connected deep neural networks on the subinterval  $[0, T_p]$  and obtain their network parameters, including the weights  $W$  and biases  $b$ ; then, we use the extrapolation-driven deep neural network architecture, abbreviated as ***E-DNN architecture***, to obtain the PINN solution of the time domain  $[0, T]$ . The E-DNN architecture for strong extrapolation models is shown in Figure 3.2.

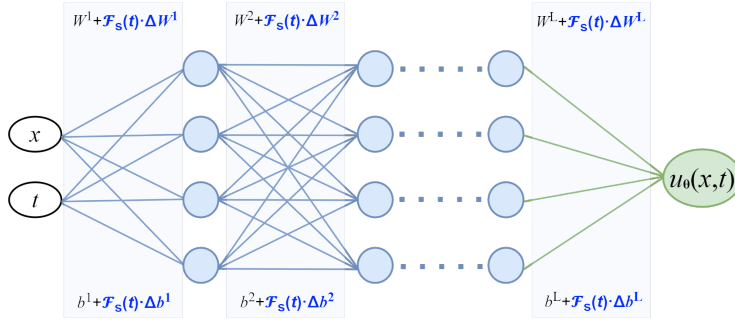


Figure 3.2: The E-DNN architecture.

The detailed feed-forward pass process of the E-DNN architecture is formulated as follows:

$$\begin{cases} Z^1 = \varnothing((W^1 + \mathcal{F}_s(t)\Delta W^1)X + b^1 + \mathcal{F}_s(t)\Delta b^1), \\ Z^k = \varnothing((W^k + \mathcal{F}_s(t)\Delta W^k)Z^{k-1} + b^k + \mathcal{F}_s(t)\Delta b^k), & k = 2, \dots, L-1, \\ u_\theta(x, t) = (W^L + \mathcal{F}_s(t)\Delta W^L)Z^{L-1} + b^L + \mathcal{F}_s(t)\Delta b^L, \end{cases} \quad (3.4)$$

where  $L$  is the number of hidden layers of the neural networks,  $X = (x, t)$  denotes the vector of input variables,  $\varnothing$  is a nonlinear activation function,  $\{(W^k, b^k)_{k=1}^L\}$  is a set of neural network parameters obtained by prior training on the subinterval  $[0, T_p]$ , which are fixed in this E-DNN architecture, and  $\{(\Delta W^k, \Delta b^k)_{k=1}^L\}$  are the parameters of the E-DNN architecture to be trained. Note that E-DNN does not introduce any additional parameters that need to be trained compared to general DNNs.

### 3.3. Extrapolation-driven architecture for weak extrapolation models

For the case of the convection equation with  $\beta = 40$  in Sec. 2.2, its PINN solution has a weak extrapolation capability, which means that the correction term should be large and we have to use a **rapidly increasing function** as the extrapolation control function, otherwise we cannot obtain a highly accurate overall PINN solution. We denote the extrapolation control function for this type of model by  $\mathcal{F}_w(t)$ , it should also satisfy the conditions mentioned in Sec. 3.2.

By adding the parameter  $T_f$ , we provide an adjustable extrapolation control function as follows:

$$\mathcal{F}_w(t) = \begin{cases} 0, & t \in [0, T_p), \\ -2\left(\frac{t-T_p}{T_f-T_p}\right)^3 + 3\left(\frac{t-T_p}{T_f-T_p}\right)^2, & t \in [T_p, T_f), \\ 1, & t \in [T_f, +\infty), \end{cases} \quad (3.5)$$

where  $T_f = T_p + \frac{T-T_p}{\mathcal{M}}$ ,  $\mathcal{M}$  is a positive integer constant. Figure 3.3 shows the appearance of this function with  $\mathcal{M} = 5$ . We can see that it increases rapidly from 0 to 1, which is suitable for models with weak extrapolation capability. For models with a weaker extrapolation capability, the extrapolatable zone becomes narrower, we need to set  $\mathcal{M}$  to a larger value.

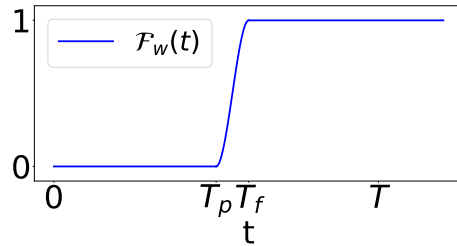


Figure 3.3: Graph of the extrapolation control function (3.5) with  $\mathcal{M} = 5$ .

The E-DNN architecture for the weak extrapolation model is similar to that shown in Figure 3.2, and its feed-forward pass process is similar to Eq. (3.4), only replacing the control function  $\mathcal{F}_s(t)$  with  $\mathcal{F}_w(t)$ .

### 3.4. Model-adaptive extrapolation-driven architecture

When we apply the E-DNN architecture to solve PDEs, it is usually difficult to determine the extrapolation capability of the PINN solution for any model. Even if we can evaluate the extrapolation capability for some models according to the property of PDEs, we cannot easily determine the optimal value of  $T_f$  in Eq. (3.5). To address these issues, we take advantage of the feature learning capabilities of neural networks [29, 30] and take  $T_f$  as a trainable parameter in the extrapolation control function. We denote the extrapolation control function containing the trainable parameter  $T_f$  by  $\mathcal{F}_a(t)$ , which is given by the following formula.

$$\mathcal{F}_a(t) = \begin{cases} 0, & t \in [0, T_p), \\ -2\left(\frac{t-T_p}{T_f-T_p}\right)^3 + 3\left(\frac{t-T_p}{T_f-T_p}\right)^2, & t \in [T_p, T_f), \\ 1, & t \in [T_f, +\infty), \end{cases} \quad (3.6)$$

where  $T_f \in (T_p, T]$ , it is initialized with  $T_p + \frac{T-T_p}{2}$  in our numerical experiments.

Similarly, we require that  $\mathcal{F}_a(t)$  satisfies the conditions mentioned in Sec. 3.2. By replacing the control function  $\mathcal{F}_s(t)$  with  $\mathcal{F}_a(t)$  in Figure 3.2, we get the model-adaptive extrapolation-driven architecture. Note that in addition to  $\{(\Delta W^k, \Delta b^k)_{k=1}^L\}$  being the parameters to be trained,  $T_f$  is also a key parameter to be trained for this architecture.

### 3.5. Two comments on PINN approaches using the E-DNN architecture

#### 1. Training is completely independent between subintervals.

As mentioned above, when using the E-DNN architecture to extend the PINN solution from the subinterval  $[0, T_p]$  to  $[0, T]$ , the parameters we need to train are  $\{(\Delta W^k, \Delta b^k)_{k=1}^L\}$  or  $\{(\Delta W^k, \Delta b^k)_{k=1}^L, T_f\}$ . Training these parameters requires only sample points in the subinterval  $(T_p, T]$  and not sample points in the subinterval  $[0, T_p]$ , so the training process is completely independent of the subinterval  $[0, T_p]$ , which makes our approach computationally efficient.

#### 2. Our approach is inherently scalable.

After obtaining the PINN solution of the time interval  $[0, T]$  using the above E-DNN architecture, if we further want to obtain the PINN solution of the extended subinterval  $[T, \tilde{T}]$ ,  $\tilde{T} > T$ , we just need to treat the interval  $[0, T]$  as  $[0, T_p]$  and the subinterval  $[T, \tilde{T}]$  as  $[T_p, T]$ , then we can get it using the same methods discussed in the above subsections. The E-DNN architecture of the subinterval  $[T, \tilde{T}]$  is given below.

We use  $\{\widetilde{W}, \widetilde{b}\}$  to denote the network parameters of the interval  $[0, T]$ . Since they are trained by the E-DNN, they have the following expressions:

$$\begin{cases} \widetilde{W} = W + \mathcal{F}(t)\Delta W, \\ \widetilde{b} = b + \mathcal{F}(t)\Delta b. \end{cases} \quad (3.7)$$

According to the conditions mentioned in Sec. 3.2,  $\mathcal{F}(t) = 1, t \in [T, +\infty)$ . The feed-forward pass process of the E-DNN for  $[T, \widetilde{T}]$  is as follows:

$$\begin{cases} Z^1 = \varnothing((\widetilde{W}^1 + \widetilde{\mathcal{F}}(t)\Delta\widetilde{W}^1)X + \widetilde{b}^1 + \widetilde{\mathcal{F}}(t)\Delta\widetilde{b}^1), \\ Z^k = \varnothing((\widetilde{W}^k + \widetilde{\mathcal{F}}(t)\Delta\widetilde{W}^k)Z^{k-1} + \widetilde{b}^k + \widetilde{\mathcal{F}}(t)\Delta\widetilde{b}^k), \quad k = 2, \dots, L-1, \\ u_\theta(x, t) = (\widetilde{W}^L + \widetilde{\mathcal{F}}(t)\Delta\widetilde{W}^L)Z^{L-1} + \widetilde{b}^L + \widetilde{\mathcal{F}}(t)\Delta\widetilde{b}^L. \end{cases} \quad (3.8)$$

$\widetilde{\mathcal{F}}(t)$  is the extrapolation control function for the subinterval  $[T, \widetilde{T}]$ , one of its formulas is

$$\widetilde{\mathcal{F}}_s(t) = \begin{cases} 0, & t \in [0, T), \\ -2(\frac{t-T}{\widetilde{T}-T})^3 + 3(\frac{t-T}{\widetilde{T}-T})^2, & t \in [T, \widetilde{T}), \\ 1, & t \in [\widetilde{T}, +\infty). \end{cases} \quad (3.9)$$

Note that  $\{(\Delta\widetilde{W}^k, \Delta\widetilde{b}^k)_{k=1}^L\}$  are the parameters to be trained in the subinterval  $[T, \widetilde{T}]$ .

#### 4. Numerical examples

In this section, we demonstrate the performance of the proposed architectures by solving several challenging time-dependent benchmarks, including the Allen-Cahn equation, the convection equation, and the Korteweg-de Vries equation. We use the deep learning framework TensorFlow (version 1.13.1) to implement all experiments. Except for special explanations, the data type is `float64` and the activation function is `tanh` for all examples. We use the Adam optimizer [31] to run 5000 epochs and then switch to the L-BFGS optimizer [32] until convergence, all parameters and termination criteria of the L-BFGS optimizer are considered as suggested in Ref. [32]. We choose  $T_p = \frac{T}{2}$  to divide the whole time domain  $[0, T]$  into two subintervals. Table 4.1 lists the PINN versions considered in this section.

Table 4.1: PINN versions considered in the numerical examples.

PINN versions	Description
$\frac{T}{2}$ PINN	PINN solution of $[0, \frac{T}{2}]$
sE-PINN	Using E-DNN architecture with $\mathcal{F}_s(t)$
wE-PINN	Using E-DNN architecture with $\mathcal{F}_w(t)$
aE-PINN	Using E-DNN architecture with $\mathcal{F}_a(t)$

The  $L_2$  relative error norm is used to evaluate the accuracy of different PINN versions, which is defined as follows:

$$\|\epsilon\|_2 = \frac{\sqrt{\sum_{i=1}^N |u_\theta(x_i, t_i) - u(x_i, t_i)|^2}}{\sqrt{\sum_{i=1}^N |u(x_i, t_i)|^2}}, \quad (4.1)$$

where  $N$  is the number of test points,  $u(x_i, t_i)$  is the exact or reference solution of point  $(x_i, t_i)$ ,  $u_\theta(x_i, t_i)$  is the PINN solution of point  $(x_i, t_i)$ .

Note that we choose the Xavier scheme [33] to initialize the network parameters for the first subinterval  $[0, T_p]$ , while we employ zero-initialization for the correction term of the second subinterval  $[T_p, T]$ .

#### 4.1. Allen-Cahn equation with highly nonlinear source term

Let us revisit the Allen-Cahn equation (2.3). In the literature [13, 14, 17, 18, 19, 34], the authors all use this model as a benchmark to test the performance of their methods. As mentioned in Ref. [13], the larger the time domain, the more difficult it is to solve this equation using the conventional PINN method. To test the performance of our approaches, we use sE-PINN and aE-PINN to solve this equation.

We set 4 hidden layers for the E-DNN architecture, each layer with 100 neurons, the number of initial condition points  $N_0 = 1200$ , the number of periodic boundary condition points  $N_b = 1200$ , and the number of residual points  $N_r = 20000$ . For practical consideration, we construct a Fourier feature embedding of the input to enforce periodic boundary conditions [14, 35].

Table 4.2 lists the  $L_2$  relative errors of different PINN versions. Considering that the results in the literature generally use the float32 data type, we also give the computational result using the float32 data type for this model. Compared to the methods in the recent literature, our approaches are competitive.

Table 4.2:  $L_2$  relative errors of different PINN versions for Eq. (2.3).

Method	$\ \epsilon\ _2$
Adaptive Resampling [17]	$2.33 \times 10^{-2}$
SA-PINN [34]	$2.10 \times 10^{-2}$
bc-PINN [18]	$1.68 \times 10^{-2}$
w-s PINN [13]	$1.58 \times 10^{-2}$
PT-PINN [19]	$6.8 \times 10^{-3}$
Casual Weight [14]	$1.43 \times 10^{-3}$
sE-PINN (float32) this work	$1.29 \times 10^{-3}$
aE-PINN (float32) this work	$1.33 \times 10^{-3}$
aE-PINN (2 subintervals) this work	$9.02 \times 10^{-4}$
aE-PINN (5 subintervals) this work	$5.54 \times 10^{-4}$

Figure 4.1 shows the images of solutions and point-wise errors for different PINN versions(float32). If we focus only on the subinterval  $[0, 0.5]$ , we can see

that sE-PINN and aE-PINN have the same point-wise errors as that of the  $\frac{T}{2}$  PINN, which means that the E-DNN architecture successfully reproduces the solution of the previous subintervals.

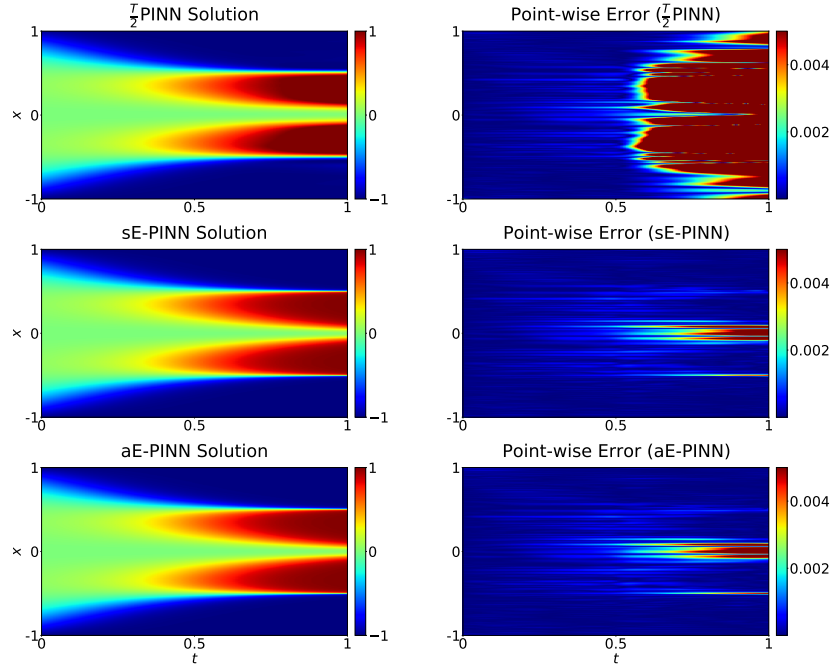


Figure 4.1: Numerical solutions and point-wise errors of different PINN versions for Eq. (2.3).

Since sE-PINN and aE-PINN are based on the single network, their solutions are continuous and smooth at the time interval nodes. Figure 4.2 shows that the partial derivatives  $u_t(x, t)$  of the PINN solutions(float32) obtained by E-DNN approximate well that of the reference solution at the interval node  $t = 0.5$ .

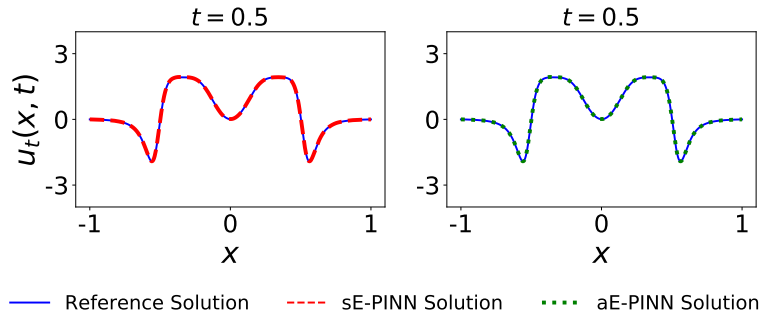


Figure 4.2: Comparison of  $u_t(x, t)|_{t=0.5}$  between different PINN versions for Eq. (2.3).



Figure 4.3 shows the variation curve of the trainable parameter  $T_f$  during the optimization process when the adaptive control function  $\mathcal{F}_a(t)$  is chosen. We can see that it is eventually optimized from the initial value of 0.75 to 1, which demonstrates the ability of the adaptive approach, it correctly identifies this model as one with strong extrapolation capabilities.

Figure 4.4 shows the optimization process of the adaptive control function  $\mathcal{F}_a(t)$ , it gradually becomes smoother from its initial steeper shape to match the strong extrapolation property of this model.

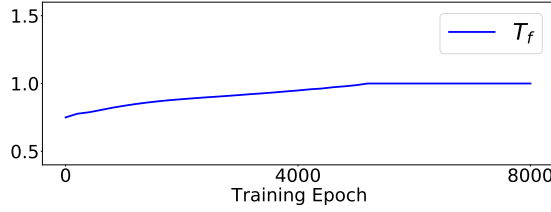


Figure 4.3: Variation curve of the trainable parameter  $T_f$  in aE-PINN method for Eq. (2.3).

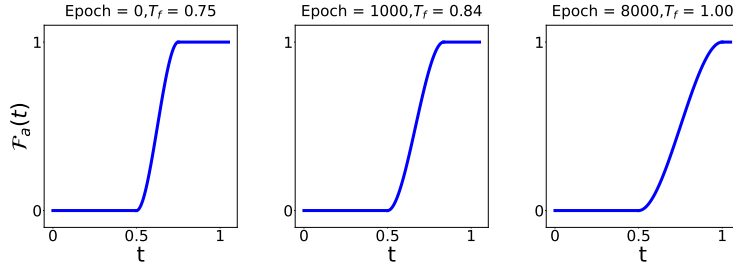


Figure 4.4: Optimization process of adaptive control function  $\mathcal{F}_a(t)$  for Eq. (2.3).

In addition to the training results of 2 subintervals, we also list the result of 5 subintervals in Table 4.2. Figure 4.5 shows the variation curves of  $L_2$  errors of aE-PINN methods with 2 and 5 intervals, and Figure 4.6 shows their point-wise errors. The training accuracy of 5 subintervals is slightly higher than that of 2 subintervals.

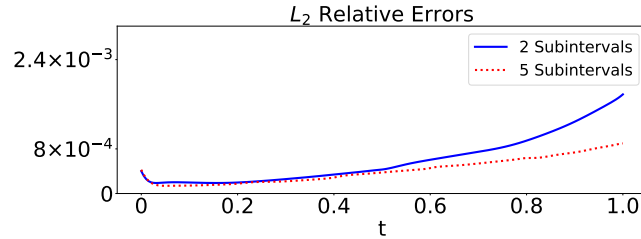


Figure 4.5: Variation curves of  $L_2$  errors of aE-PINN methods with 2 and 5 intervals.

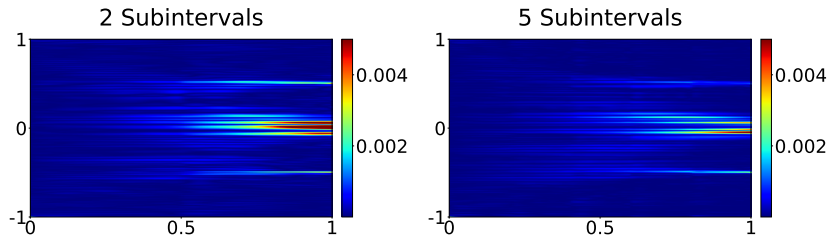


Figure 4.6: Point-wise errors of aE-PINN methods with 2 and 5 intervals for Eq. (2.3).

#### 4.2. Convection equation with large convection coefficient

The convection equation (2.4) is commonly used to model some transport phenomena [36, 37]. For large  $\beta$ , e.g.,  $\beta = 40$ , it is difficult to provide accurate PINN solution for the large time domain [13, 36]. As discussed in Sec. 2.2, this model has a weak extrapolation capability, so we use wE-PINN and aE-PINN to solve it to examine the performance of the two approaches.

We set 4 hidden layers for the E-DNN architecture, each layer with 100 neurons, the number of initial condition points  $N_0 = 1200$ , the number of boundary condition points  $N_b = 1200$ , and the number of residual points  $N_r = 10000$ .

Table 4.3 lists the  $L_2$  relative errors of different PINN versions. As can be seen, our approaches give accurate results for this model as well.

Table 4.3:  $L_2$  relative errors of different PINN versions for Eq. (2.4).

Method	$\ \epsilon\ _2$
Curriculum Training [36]	$5.33 \times 10^{-2}$
wE-PINN (this work)	$2.16 \times 10^{-3}$
aE-PINN (this work)	$5.60 \times 10^{-4}$

Figure 4.7 shows the images of solutions and point-wise errors for different PINN versions. If we focus only on the subinterval  $[0, 0.5]$ , we can see that wE-PINN and aE-PINN have the same point-wise errors as that of the  $\frac{T}{2}$  PINN, which once again demonstrates that the E-DNN architecture successfully reproduces the solution of the previous subinterval.

The model has a weak extrapolation capability, so we have to use a rapidly varying function as the extrapolation control function to obtain an accurate solution.

Figure 4.8 shows the variation curve of the trainable parameter  $T_f$  during the optimization process when the adaptive control function  $\mathcal{F}_a(t)$  is chosen. We can see that it is eventually optimized from the initial value of 0.75 to a value close to 0.5, which once again demonstrates the ability of the adaptive approach, it correctly identifies this model as one with weak extrapolation capabilities.

Figure 4.9 shows the optimization process of the adaptive control function  $\mathcal{F}_a(t)$ , it gradually becomes steeper from its initial smoother shape to fit the weak extrapolation property of this model.

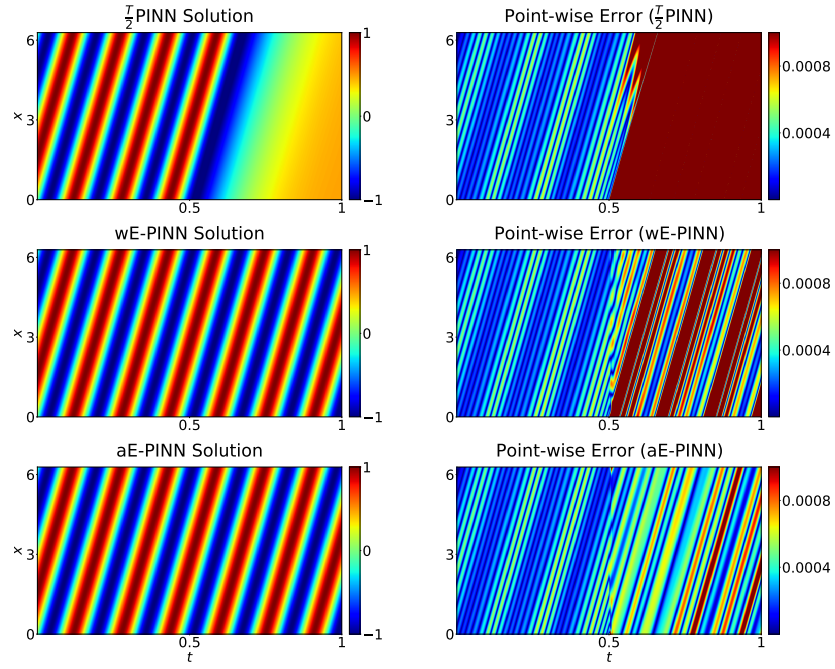


Figure 4.7: Numerical solutions and point-wise errors of different PINN versions for Eq. (2.4).

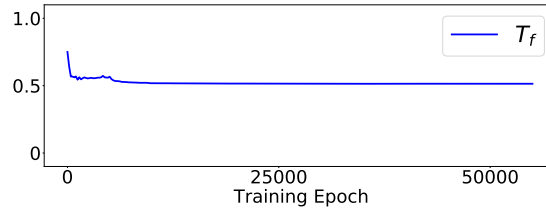


Figure 4.8: Variation curve of the trainable parameter  $T_f$  in aE-PINN method for Eq. (2.4).

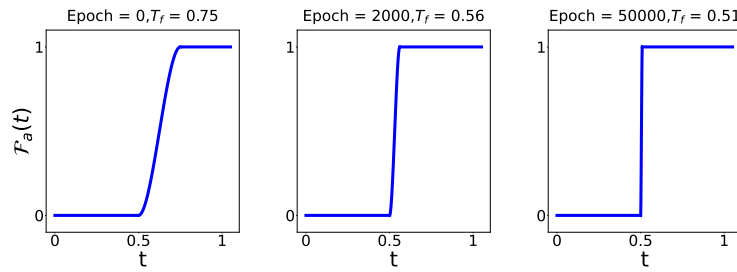


Figure 4.9: Optimization process of adaptive control function  $\mathcal{F}_a(t)$  for Eq. (2.4).

### 4.3. Korteweg-de Vries equation with high-order term

This example is taken from the Ref. [13], which describes the evolution of long one-dimensional waves in many physical settings [5]. The Korteweg-de Vries equation is formulated as follows,

$$\begin{cases} u_t + uu_x + 0.0025u_{xxx} = 0, & (x, t) \in (-1, 1) \times (0, 1], \\ u(x, 0) = \cos \pi x, & x \in (-1, 1), \\ u(-1, t) = u(1, t), u_x(-1, t) = u_x(1, t), & t \in (0, 1]. \end{cases} \quad (4.2)$$

The E-DNN architecture used in this example contains 3 hidden layers, each layer with 30 neurons. We set  $N_0 = 400$ ,  $N_b = 800$  and  $N_r = 8000$ .

Since we have no prior knowledge of the extrapolation capability for this model, we choose the adaptive interpolation-driven architecture for it. Table 4.4 lists the  $L_2$  relative errors of different PINN versions.

Table 4.4:  $L_2$  relative errors of different PINN versions for Eq. (4.2).

Method	$\ \epsilon\ _2$
s-d PINN [13]	$1.84 \times 10^{-2}$
aE-PINN (this work)	$3.90 \times 10^{-3}$

Figure 4.10 shows the variation curve of the trainable parameter  $T_f$  during the optimization process. It is eventually optimized from 0.75 to 1.0, indicating that this model has a strong extrapolation capability. Figure 4.11 shows the images of the reference solution and aE-PINN solution.




Figure 4.10: Variation curve of the trainable parameter  $T_f$  in aE-PINN method for Eq. (4.2).

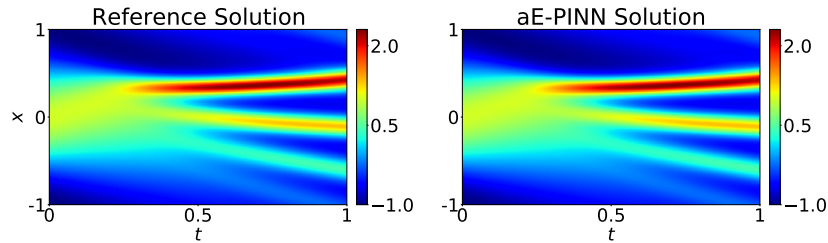


Figure 4.11: The reference solution and aE-PINN solution of Eq. (4.2).

## 5. Conclusion

Although PINNs with sequential learning strategies have achieved success for time-dependent PDEs, the current PINN versions using this strategy still have some weaknesses, such as the failure to reproduce the previous training results by a single network, the difficulty to strictly ensure continuity and smoothness at the time interval nodes by multiple networks, and the increase in complexity and computational overhead. To compensate for these shortcomings, we systematically analyze the extrapolation property of the PINN solution, then motivated by the extrapolation capability, we propose a new neural network architecture called E-DNN. The new PINN approaches derived from the E-DNN architecture can perfectly address the aforementioned problems. Moreover, our approaches are relatively computationally efficient and have inherent scalability. With the proposed approaches, using only a single neural network, we can divide the large time domain into several subintervals and then obtain the local PINN solution of each of the subintervals one by one, and the training process is independent among them; especially, the overall solution of the whole time domain combined by these local PINN solutions is seamless, it strictly preserves the continuity and smoothness at the interval nodes.

## Acknowledgements

The work of Y. Yao is supported by the National Natural Science Foundation of China (No. 12271055). The work of Z. Gao is supported by the National Key R&D Program of China (No. 2022YFA1004500), the National Natural Science Foundation of China (No. 12171048) and the Funding of the National Key Laboratory of Computational Physics.

## References

- [1] J. Kim, K. Lee, D. Lee, et al., Dpm: A novel training method for physics-informed neural networks in extrapolation, *Proceedings of the AAAI Conference on Artificial Intelligence* 35 (9) (2021) 8146–8154. doi:10.1609/aaai.v35i9.16992.
- [2] G. E. Karniadakis, I. G. Kevrekidis, L. Lu, et al., Physics-informed machine learning, *Nature Reviews Physics* 3 (2021) 422–440. doi:10.1038/s42254-021-00314-5.
- [3] W. E, B. Yu, The deep ritz method: A deep learning-based numerical algorithm for solving variational problems, *Communications in Mathematics and Statistics* 6 (2018) 1–12. doi:10.1007/s40304-018-0127-z.
- [4] J. Sirignano, K. Spiliopoulos, Dgm: A deep learning algorithm for solving partial differential equations, *Journal of Computational Physics* 375 (2018) 1339–1364. doi:10.1016/j.jcp.2018.08.029.

- [5] M. Raissi, P. Perdikaris, G. Karniadakis, Physics-informed neural networks: A deep learning framework for solving forward and inverse problems involving nonlinear partial differential equations, *Journal of Computational Physics* 378 (2019) 686–707. doi:10.1016/j.jcp.2018.10.045.
- [6] Y. Wang, Y. Yao, J. Guo, Z. Gao, A practical pinn framework for multi-scale problems with multi-magnitude loss terms, *Journal of Computational Physics* 510 (2024) 113112. doi:10.1016/j.jcp.2024.113112.
- [7] I. Lagaris, A. Likas, D. Fotiadis, Artificial neural networks for solving ordinary and partial differential equations, *IEEE Transactions on Neural Networks* 9 (5) (1998) 987–1000. doi:10.1109/72.712178.
- [8] G. Kissas, Y. Yang, E. Hwuang, et al., Machine learning in cardiovascular flows modeling: Predicting arterial blood pressure from non-invasive 4d flow mri data using physics-informed neural networks, *Computer Methods in Applied Mechanics and Engineering* 358 (2020) 112623. doi:10.1016/j.cma.2019.112623.
- [9] Y. Xu, S. Kohtz, J. Boakye, et al., Physics-informed machine learning for reliability and systems safety applications: State of the art and challenges, *Reliability Engineering & System Safety* 230 (2023) 108900. doi:10.1016/j.ress.2022.108900.
- [10] W.-F. Hu, Y.-J. Shih, T.-S. Lin, et al., A shallow physics-informed neural network for solving partial differential equations on static and evolving surfaces, *Computer Methods in Applied Mechanics and Engineering* 418 (2024) 116486. doi:10.1016/j.cma.2023.116486.
- [11] Y. Yao, J. Guo, T. Gu, A deep learning method for multi-material diffusion problems based on physics-informed neural networks, *Computer Methods in Applied Mechanics and Engineering* 417 (2023) 116395. doi:10.1016/j.cma.2023.116395.
- [12] S. Wang, H. Wang, P. Perdikaris, On the eigenvector bias of fourier feature networks: From regression to solving multi-scale pdes with physics-informed neural networks, *Computer Methods in Applied Mechanics and Engineering* 384 (2021) 113938. doi:10.1016/j.cma.2021.113938.
- [13] M. Penwarden, A. D. Jagtap, S. Zhe, et al., A unified scalable framework for causal sweeping strategies for physics-informed neural networks (pinns) and their temporal decompositions, *Journal of Computational Physics* 493 (2023) 112464. doi:10.1016/j.jcp.2023.112464.
- [14] S. Wang, S. Sankaran, P. Perdikaris, Respecting causality for training physics-informed neural networks, *Computer Methods in Applied Mechanics and Engineering* 421 (2024) 116813. doi:10.1016/j.cma.2024.116813.

- [15] A. D. Jagtap, E. Kharazmi, G. E. Karniadakis, Conservative physics-informed neural networks on discrete domains for conservation laws: Applications to forward and inverse problems, *Computer Methods in Applied Mechanics and Engineering* 365 (2020) 113028. doi:10.1016/j.cma.2020.113028.
- [16] A. D. Jagtap, G. E. Karniadakis, Extended physics-informed neural networks (xpinns): A generalized space-time domain decomposition based deep learning framework for nonlinear partial differential equations, *Communications in Computational Physics* 28 (5) (2020) 2002–2041. doi:10.4208/cicp.0A-2020-0164.
- [17] C. L. Wight, J. Zhao, Solving allen-cahn and cahn-hilliard equations using the adaptive physics informed neural networks, *Communications in Computational Physics* 29 (3) (2021) 930–954. doi:10.4208/cicp.0A-2020-0086.
- [18] R. Matthey, S. Ghosh, A novel sequential method to train physics informed neural networks for allen cahn and cahn hilliard equations, *Computer Methods in Applied Mechanics and Engineering* 390 (2022) 114474. doi:10.1016/j.cma.2021.114474.
- [19] J. Guo, Y. Yao, H. Wang, et al., Pre-training strategy for solving evolution equations based on physics-informed neural networks, *Journal of Computational Physics* 489 (2023) 112258. doi:10.1016/j.jcp.2023.112258.
- [20] R. Qiu, R. Huang, Y. Xiao, et al., Physics-informed neural networks for phase-field method in two-phase flow, *Physics of Fluids* 34 (5) (2022) 052109. doi:10.1063/5.0091063.
- [21] Z. Chen, S.-K. Lai, Z. Yang, At-pinn: Advanced time-marching physics-informed neural network for structural vibration analysis, *Thin-Walled Structures* 196 (2024) 111423. doi:10.1016/j.tws.2023.111423.
- [22] K. Haitsiukevich, A. Ilin, Improved training of physics-informed neural networks with model ensembles, in: *2023 International Joint Conference on Neural Networks (IJCNN)*, 2023, pp. 1–8. doi:10.1109/IJCNN54540.2023.10191822.
- [23] B. Wu, O. Hennigh, J. Kautz, et al., Physics informed rnn-dct networks for time-dependent partial differential equations, in: *Computational Science – ICCS 2022*, Springer International Publishing, Cham, 2022, pp. 372–379.
- [24] E. Haghghat, M. Raissi, A. Moure, et al., A physics-informed deep learning framework for inversion and surrogate modeling in solid mechanics, *Computer Methods in Applied Mechanics and Engineering* 379 (2021) 113741. doi:10.1016/j.cma.2021.113741.

- [25] M. Z. Bazant, Thermodynamic stability of driven open systems and control of phase separation by electro-autocatalysis, *Faraday Discuss.* 199 (2017) 423–463. doi:10.1039/C7FD00037E.
- [26] S. M. Allen, J. W. Cahn, A microscopic theory for antiphase boundary motion and its application to antiphase domain coarsening, *Acta Metallurgica* 27 (6) (1979) 1085–1095. doi:10.1016/0001-6160(79)90196-2.
- [27] L. Fessler, L. D’Amico-Wong, R. Qiu, Understanding and mitigating extrapolation failures in physics-informed neural networks (2023). arXiv:2306.09478.
- [28] A. Bonfanti, R. Santana, M. Ellero, et al., On the generalization of pinns outside the training domain and the hyperparameters influencing it (2023). arXiv:2302.07557.
- [29] G. E. Hinton, R. R. Salakhutdinov, Reducing the dimensionality of data with neural networks, *Science* 313 (5786) (2006) 504–507. doi:10.1126/science.1127647.
- [30] Y. Lecun, L. Bottou, Y. Bengio, et al., Gradient-based learning applied to document recognition, *Proceedings of the IEEE* 86 (11) (1998) 2278–2324. doi:10.1109/5.726791.
- [31] D. P. Kingma, J. Ba, Adam: A method for stochastic optimization (2017). arXiv:1412.6980.
- [32] R. H. Byrd, P. Lu, J. Nocedal, C. Zhu, A limited memory algorithm for bound constrained optimization, *SIAM Journal on Scientific Computing* 16 (5) (1995) 1190–1208. doi:10.1137/0916069.
- [33] C. Xu, B. T. Cao, Y. Yuan, G. Meschke, Transfer learning based physics-informed neural networks for solving inverse problems in tunneling (2022). arXiv:arXiv:2205.07731.
- [34] L. D. McClenny, U. M. Braga-Neto, Self-adaptive physics-informed neural networks, *Journal of Computational Physics* 474 (2023) 111722. doi:10.1016/j.jcp.2022.111722.
- [35] S. Dong, N. Ni, A method for representing periodic functions and enforcing exactly periodic boundary conditions with deep neural networks, *Journal of Computational Physics* 435 (2021) 110242. doi:10.1016/j.jcp.2021.110242.
- [36] A. S. Krishnapriyan, A. Gholami, S. Zhe, et al., Characterizing possible failure modes in physics-informed neural networks, *Advances in Neural Information Processing Systems* 34 (2021).
- [37] K. Haitsiukevich, A. Ilin, Improved training of physics-informed neural networks with model ensembles, in: 2023 International Joint Conference on Neural Networks (IJCNN), IEEE, 2023, pp. 1–8.