
Training-free Camera Control for Video Generation

Chen Hou^{1*}, Guoqiang Wei², Yan Zeng², Zhibo Chen¹

¹University of Science and Technology of China, ²ByteDance
houchen@mail.ustc.edu.cn
{weiguqiang.9, zengyan.yanne}@bytedance.com
chenzhibo@ustc.edu.cn

Abstract

We propose a training-free and robust solution to offer camera movement control for off-the-shelf video diffusion models. Unlike previous work, our method does not require any supervised finetuning on camera-annotated datasets or self-supervised training via data augmentation. Instead, it can be plugged and played with most pretrained video diffusion models and generate camera controllable videos with a single image or text prompt as input. The inspiration of our work comes from the layout prior that intermediate latents hold towards generated results, thus rearranging noisy pixels in them will make output content reallocated as well. As camera move could also be seen as a kind of pixel rearrangement caused by perspective change, videos could be reorganized following specific camera motion if their noisy latents change accordingly. Established on this, we propose our method **CamTrol**, which enables robust camera control for video diffusion models. It is achieved by a two-stage process. First, we model image layout rearrangement through explicit camera movement in 3D point cloud space. Second, we generate videos with camera motion using layout prior of noisy latents formed by a series of rearranged images. Extensive experiments have demonstrated the robustness our method holds in controlling camera motion of generated videos. Furthermore, we show that our method can produce impressive results in generating 3D rotation videos with dynamic content. Project page at <https://lifedecoder.github.io/CamTrol/>.

1 Introduction

As a more appealing and content-rich modalities, videos differ from images by including an extra temporal dimension. This temporal aspect provides increased versatility for depicting diverse and dynamic movements, which can be decomposed into object motion, background transitions and perspective changes. Recent years have witnessed the rapid development and splendid breakthrough of video generation with text prompt or images as input instructions [24, 20, 19, 27, 47, 3, 5, 13, 11], and demonstrated the inestimable potential of diffusion models to synthesis realistic videos. While these video generation models have made progress in generating videos with highly dynamic objects and backgrounds [47, 3, 24], most of them fail to provide camera control for the generated videos.

The difficulty of controlling camera trajectory in videos primarily arises from two aspects. The initial challenge lies in the inadequacy of annotated data. Most video annotations lack of descriptions, especially precise descriptions of video’s camera movements. As a result, video generation models trained on these data often fail to interpret text prompts related to camera motions and generate correct outputs. One solution to mitigate the data insufficiency problem is to mimic videos with camera movements through simple data augmentation [44]. However, these methods could only handle simple camera motions like *zoom* or *truck*, and have trouble in dealing with more complicated

*Work done during internship at ByteDance.




Figure 1: **Training-free video camera control by CamTrol.** CamTrol could handle basic camera motions, hybrid motions and complicated trajectories with precise camera coordinates. Besides, CamTrol produces impressive results on generating 3D rotation videos in various styles. Note that all human faces presented in this paper are synthesized using text-to-image models.

ones. The second challenge lies in the effort of additional finetuning required for controlling camera movements. As camera trajectories could be sophisticated, they sometimes cannot be accurately elaborated using naïve text prompts alone. Common solutions [41, 17] proposed to embed camera parameters into diffusion models through learnable encoders and perform extensive finetuning on large-scale datasets with detailed camera trajectories. However, such datasets like RealEstate10k [48] and MVImageNet [46] are intensively limited in scale and diversity due to the difficulty associated with data collection, in this way, these finetuning methods demand substantial resources but exhibit limited generalizability to other types of data. *Lack of annotations and heavy finetuning effort make camera control a challenging task in video generations.*

In this work, we attempt to address these issues through a training-free solution to offer camera control for off-the-shelf video diffusion models. We begin by introducing two core observations underpin that video diffusion models can achieve camera movement control in a *training-free* manner. First, we find that base video models could produce results with rough camera moves by integrating specific camera-related text into input prompts, such as *camera zooms in* or *camera pans right*. This simple implementation, though not very accurate and always leads to static or wrong motions, shows the natural prior knowledge learnt by pretrained models about following different camera trajectories. The other observation is the effectiveness video models have exhibited in adapting to 3D generation tasks. Recent works [40, 30, 35] find that leveraging pretrained video models as initialization helps drastically improve the performance of multi-view generations, demonstrating their strong ability of handling perspective change. The two crucial observations reveals the hidden power of video models for camera motion control, thus, we seek to find a way to evoke this innate ability, as it already exists in the model itself.

We propose **CamTrol**, which offers camera control for off-the-shelf video diffusion models in a training-free but robust manner. CamTrol is inspired by the layout prior that noisy latents hold towards generation results: As pixels in noisy latents change their positions, corresponding rearrangement will also occur to the output and leads to layout modification. Considering camera moves could also be seen as a kind of layout rearrangement, this prior can serve as an efficacious hint providing video model with information of specific camera motions. Specifically, CamTrol consists of a two-stage procedure. In stage I, explicit camera movements are modeled in 3D point cloud representations and produce a series of rendered images indicating specific camera movements. In stage II, layout prior of noisy latents are utilized to guide video generations with camera movements. We conduct extensive experiments to validate the effectiveness of our proposed CamTrol. Both quantitative and qualitative results demonstrate the robustness of CamTrol as a useful tool of controlling camera motion for video diffusion models. Furthermore, we show that CamTrol produces impressive results of dynamic 3D rotation videos in various styles.

2 Related Work

Camera Control for Video Generation While methods aim for controlling video foundation models constantly emerge [28, 25, 12], there are few works explore how to manipulate camera motion of generated videos. Earlier work [16] controls motion trajectory via warping image through densified sparse flow and pixel fusion, similar ideas also appear later in [6, 45]. Besides utilizing optical flow, two main techniques for implementing video camera control are via self-supervised augmentation or additional finetuning. [44] disentangles object motion with camera movement and incorporates extra layers to embed camera motions, where model is trained in a self-supervised manner by augmenting input videos to stimulate simple camera movements. [17] and [41] train an additional camera encoder and integrate the output into temporal attention layers of U-Net. [14] learns new motion pattern via LoRA [22] and finetuning with multiple reference videos.

Noise Prior of Latents in Diffusion Model One of the most natural advantages of diffusion model comes from its pixel-wise noisy latents formed during denoising process. These latents hold strong causality towards output and directly determine what the result looks like, meanwhile have robust error-resilience as they are perturbed by Gaussian noises across different scales. Numerous work have exploited the convenience of this noise prior to attain controllable generation, such as image-to-image translation [31], pixel-level manipulation [32, 1], image inpainting [26] and semantic editing [8, 23, 21]. Recent research has shown that even sampled from Gaussian distribution, the initial noise of diffusion process still have significantly influence to the layout of generated contents [29]. In other work, noise prior is used to guarantee temporal consistency among video frames [27], or to trade-off between fidelity and diversity of image editing [23].

Video Model for 3D Generation Similar to how most video generation models using the ground-work laid by image foundation models [4, 10, 36, 43], training of 3D generation model also relies heavily on pretrained 2D video models [40, 30, 35, 7, 15]. These methods either finetunes with rendered videos directly [3, 7, 30, 15], or adds camera embedding for each view as extra condition [40, 35]. Video foundation models have shown to be particularly beneficial in generating consistent multi-view rendering of 3D objects, demonstrates their inherent abundant prior knowledge for handling camera pose change.

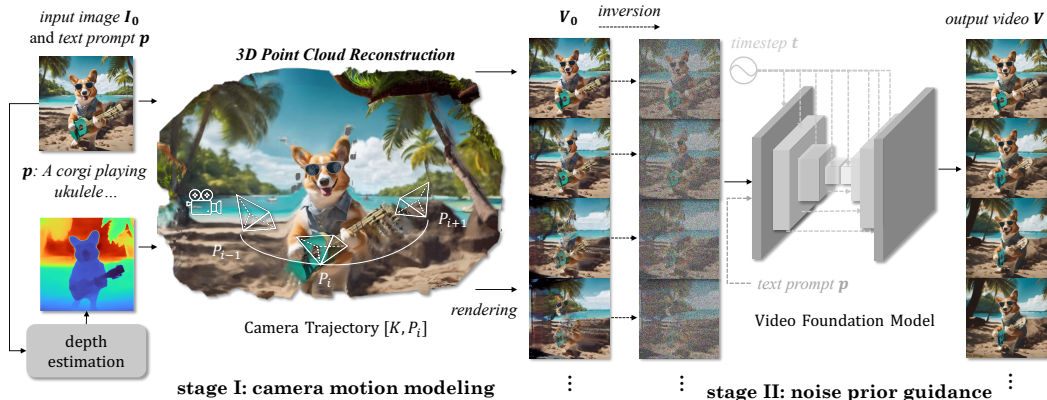


Figure 2: **Pipeline of CamTrol**. In stage I, camera movements are modeled through explicit 3D point cloud. In stage II, layout prior of noisy latents are utilized to guide video generation.

3 Training-free Camera Control for Video Generation

CamTrol takes two stages to evoke the innate camera control ability hidden in base video models. In Sec. 3.1, we will describe how to model explicit camera motion in point cloud space. In Sec. 3.2, we will elaborate on the camera-controllable video generation with the guidance of noise layout prior.

3.1 Camera Motion Modeling

To evoke pretrained video diffusion model’s ability of dealing with camera perspective changes, hints of camera motion should be injected to diffusion model in a proper way. While simply concatenating camera trajectories with text prompt is incomprehensible for original model, previous works [41, 17] introduce additional embedder to encode camera parameters and finetune with limited annotated data [48, 46], which are data-hungry yet lack of generalization ability. Other methods [44] construct camera motions by self-supervised augmentations, but could only handle a few easy camera controls. Thus, we seek a more efficient and robust way to guide the model towards camera controllable.

Considering perspective change of video is originally caused by camera movements in 3D space, we resort to 3D representation for providing explicit motion hints to video diffusion models. Specifically, we choose point cloud as the intermediate representation, in which space we can expediently manipulate camera poses and positions for simulating diverse camera movements. Besides explicit camera modeling, introducing point cloud brings extra benefits: The first is its data-efficiency. By utilizing inpainting techniques, only one single input image is required for the whole point cloud reconstruction, this sidesteps the effort of large-scale finetuning. Second, consistency between multi-view renderings can be easily ensured, as the known points will remain unchanged once the reconstruction finished.

Point Cloud Initialization We start by lifting the pixels in input image plane to 3D point cloud representations. In practice, the input image can be either user-defined or created by image generators like Stable Diffusion [33]. Given an input image $\mathbf{I}_0 \in \mathbb{R}^{3 \times H \times W}$, we first estimate its depth map \mathbf{D}_0 using off-the-shelf monocular depth estimator ZeoDepth [2]. By combining image and its depth map, point cloud \mathcal{P}_0 can be initialized as:

$$\mathcal{P}_0 = \phi([\mathbf{I}_0, \mathbf{D}_0], \mathbf{K}, \mathbf{P}_0), \quad (1)$$

where ϕ denotes the mapping function from RGBD to 3D point cloud, \mathbf{K} and \mathbf{P}_0 represent camera’s intrinsic and extrinsic matrices set by convention [9] as they’re usually intractable.

Camera Trajectories To get consistent images from multiple viewpoints, we set camera motion as a pre-defined trajectory of extrinsic matrix $\{\mathbf{P}_1, \dots, \mathbf{P}_{N-1}\}$, each of which includes a rotation matrix and translation matrix representing camera’s pose and position. At each step i , we project the point cloud back to camera plane using function ψ and get a rendered image with perspective change: $\mathbf{I}_i = \psi(\mathcal{P}_i, \mathbf{K}, \mathbf{P}_i)$. By calculating extrinsic matrices of corresponding movement, we

obtain a series of camera motions including zoom, tilt, pan, pedestal, truck, roll and rotate, enabling flexible camera movements. Detailed definitions of these movements are elaborated in Appendix A.1. By combining basic trajectories, hybrid camera movements can be attained and produce videos with cinematic charm. What’s more, benefit from explicit camera motion modeling, our method could support trajectories with precise coordinates, which means it can generate videos with any complicated camera motion (Fig. 1).

Multi-view Rendering When perspective changes, there can be vacancies appear as some areas are unoccupied within the point cloud. To get more reasonable results, we employ image inpainting model [33] to fill up the holes for new renderings, with a mask distinguishing the known points from nonexistent ones. After inpainted in 2D space, image is lifted again onto 3D space and gradually complete the whole point cloud representation. During this process, misalignment between adjacent views may occur since depth estimator only estimates relative depth, further leads to inconsistency of rendered images. We adopt depth coefficient optimization [9] to avoid this situation, which can be formed as:

$$d_i = \operatorname{argmin}_d \left(\sum_M \left\| \phi([\tilde{\mathbf{I}}_i, d\tilde{\mathbf{D}}_i], \mathbf{K}, \mathbf{P}_i) - \mathcal{P}_{i-1} \right\| \right), \quad (2)$$

where $\tilde{\mathbf{I}}_i$ and $\tilde{\mathbf{D}}_i$ refer to the inpainted image and its depth map respectively, d_i denotes depth coefficient to be optimized, and M refers to the overlapping region between \mathcal{P}_i and \mathcal{P}_{i-1} , as other areas are not shared for calculating ℓ_1 loss.

Thus, we get a set of images refer to the input and indicate specific camera movement:

$$\{\mathbf{I}_0, \dots, \mathbf{I}_{N-1}\} = \{\psi(\mathcal{P}_i, \mathbf{K}, \mathbf{P}_i) | i \in [0, N-1]\}. \quad (3)$$

3.2 Layout Prior of Noise

With camera motion modeling, we obtain a sequence $\mathbf{V}_0 = [\mathbf{I}_0, \dots, \mathbf{I}_{N-1}] \in \mathbb{R}^{N \times 3 \times H \times W}$ of rendered images adhering to a specific camera trajectory. Note that quality of rendered images are not perfect as single input image only leads to sparse point cloud reconstruction, besides, these renderings are static, thus they could not use directly as video frames. To form an ideal video, we need to find a way that satisfies the following three requirements: 1) camera motions should be maintained; 2) video should be encouraged with more dynamics; and 3) quality imperfection should be compensated.

Camera Motion Inversion Recent work on diffusion models have demonstrated the strong controllability of its noisy latents [31, 29], the causality and error-resilience they hold towards final output make them a convenient yet powerful tool for controllable generation of diffusion models. Particularly for initial noise, even sampled from Gaussian distribution, it still have significant influence on the layout of generated image [29], so that rearranging the noise pixels will make content in output relocate as well. For instance, if all pixels in initial noise shift to right by a certain distance, it is likely that generated output reflect a similar shift. This reminds us that the impact of camera movement on images could also be regarded as a kind of layout rearrangement, where pixels change their positions caused by viewpoint change. In a similar way, videos can be reorganized following camera motion if their noisy latents change accordingly.

Inspired by this, we first construct a series of noisy latents indicating corresponding camera movements. It can be intuitively done by employing diffusion model’s inversion process on rendered image sequence \mathbf{V}_0 . Latent at timestep t_0 can be calculated as:

$$\mathbf{V}_{t_0} = \sqrt{\bar{\alpha}_{t_0}} \mathbf{V}_0 + \sqrt{1 - \bar{\alpha}_{t_0}} \epsilon, \quad \epsilon \sim \mathcal{N}(\mathbf{0}, \mathbf{I}), \quad (4)$$

where $\bar{\alpha}_t$ are variances used in DDIM [37] scheduler. Because the rendered images \mathbf{V}_0 share common pixels in certain regions, their latents also have relevance to each other in a way indicating pixels’ move. Moreover, while being perturbed with random noise, blank spaces and flawed regions in \mathbf{V}_0 can be further filled with randomness, providing video model with more possibilities to generate and correct them.

Video Generation After camera motion inversion, noisy latents presenting camera movements are then passed through the backward process of video diffusion model, utilizing their layout controllability to guide video generation. Leveraging prior knowledge of base video model, the generation process also bestows video with rational dynamic information. In this way, explicit camera movements are injected into video diffusion model in an appropriate and training-free fashion. Starting from noisy motion latents at timestep t_0 , the generation step can be represented as:

$$\hat{\mathbf{V}}_{t-1} = \sqrt{\alpha_{t-1}} \left(\frac{\mathbf{V}_t - \sqrt{1 - \alpha_t} \epsilon_\theta^{(t)}(\mathbf{V}_t)}{\sqrt{\alpha_t}} \right) + \sqrt{1 - \alpha_{t-1} - \sigma_t^2} \epsilon_\theta^{(t)}(\mathbf{V}_t) + \sigma_t \epsilon, \quad t \in [1, t_0]. \quad (5)$$

Here we use DDIM as sampling scheduler [37] and ϵ_θ denotes the video model for noise prediction. σ_t determines whether the denoising process is deterministic or probabilistic, we set $\sigma = 1$ to encourage diversity of generation results.

Trade-off Between Fidelity and Diversity Leveraging noise prior guidance in diffusion model could lead to trade-off problem between generation’s fidelity and diversity [31, 23, 21], where results that hold more faithfulness towards guidance tend to decline in generation quality or diversity. In this task, similar circumstance also occurs as model is required to receive guidance from a series of imperfect renderings while generate a reasonable and dynamic video. The key factor to balance the trade-off problem lies in the choice of t_0 . When larger t_0 applied, generation bears more resemblance to original guidance \mathbf{V}_0 , yet lacks of rationality and dynamics to be an appealing video. Instead, smaller t_0 leads to well-generated video, but is less aligned with desired camera motion. In our experiments, we find larger t_0 works better for motions with moderate intensity, and for those with relatively drastic move, smaller t_0 shows preferable performance.

4 Experiments

4.1 Experimental Settings

Implementation Details Our work is based on [47] with 16 frames at resolution 256×256 , which is trained on public data. Note that our method could be incorporated with most video diffusion models to achieve camera control, thus we also include results performed on other backbones [3, 27]. For fair comparison with other methods, we set all model’s DDIM steps as 25. Our method doesn’t require any additional training utilizing camera trajectories.

Evaluation Details We compare CamTrol with state-of-the-art works: AnimateDiff [14], MotionCtrl [41] and CameraCtrl [17], all three methods finetune on specific data. For quantitative evaluation, FVD [39], FID [18] and IS [34] are used to assess video generation quality, while CLIPSIM [42] quantifies the similarity between generated video and input prompt. The evaluations are performed on 8 basic camera trajectories, details could be found in Appendix A.1. For evaluation dataset, we follow similar setting in MotionCtrl [41], but with more complex text prompt. Concretely, we apply UCF-101 [38] as the reference of calculating FID and FVD, where we randomly sample 125 prompts per camera motion type and form 1000 samples in total for assessment. We also conduct a user study to compare different methods with human evaluation. Details can be found in Appendix A.5.

4.2 Comparisons with State-of-the-art Methods

Quantitative Evaluation Quantitative evaluations are shown in Table 1. Compared to previous state-of-the-art work, CamTrol demonstrates superior performance across most quantitative metrics. As large-stride camera move sometimes causes deformation on objects, there appears little decrease in single frame’s quality, *i.e.* FID. While method like AnimateDiff [14] exhibits better performance on this term, it takes as sacrifice the dynamics of generated video, which we will see in qualitative evaluations. For camera motion control, human evaluations from user study indicate that *training-free* CamTrol attains comparable performance even compared to other *training-based* methods, where the video diffusion models are heavily finetuned on specific camera motion data.

Qualitative Analysis Qualitative comparison of different methods is illustrated in Fig. 3. All methods generate videos align well with desired camera motion, however, the constraints imposed by

Table 1: **Quantitative comparison.** Experiments are conducted on 8 basic camera trajectories.

Method	Metric				User Study	
	FVD (\downarrow)	FID (\downarrow)	IS (\uparrow)	CLIP-SIM (\uparrow)	Camera (\uparrow)	Quality (\uparrow)
AnimateDiff [14]	3699.34	65.81	11.61	0.3073	1.12	0.82
MotionCtrl [41]	1768.25	78.26	<u>14.60</u>	<u>0.3143</u>	2.00	<u>2.03</u>
CameraCtrl [17]	<u>1383.68</u>	76.18	14.04	0.3123	1.01	1.08
CamTrol	1134.71	<u>69.70</u>	15.87	0.3253	<u>1.86</u>	2.06




Figure 3: **Qualitative comparison with finetune methods.** CamTrol generates videos that adhere to desired camera movements, without compromising their dynamics and rationality.

camera trajectories are sometimes too strong, that output videos have to compromise their quality and rationality to satisfy these movements. Some examples that demonstrate this are results of *Zoom Out* and *Roll Anticlockwise*, which looks more like flat images being zoomed or rolled on 2D plane instead of videos recorded in 3D spaces. The reason might lie on the limitations of proprietary dataset used for finetuning [48, 46], where most scenes are static, making pretrained model forget about knowledge of dynamic contents. In contrast, CamTrol makes full use of the powerful dynamics in base model and generate plausible videos with camera perspective change utilizing layout prior guidance, handles these circumstances gracefully. More comparisons at Appendix A.3.

4.3 Ablation Study

Comparison to Base Model To demonstrate that changes of camera motion are attributed to our method rather than the innate capability of video base model, we conduct ablation study to assess its effectiveness. We add prompts describing relevant camera moves such as *camera rotates around it* or *camera zooms out* and let video model understand by itself. The results are shown in Fig. 4. We can observe that even provided with prompts indicating how camera should move, base model fail to produce correct results. Instead, CamTrol is able to achieve corresponding motion control without any instructions from input prompts.

Effectiveness of Layout Prior We employ ablation study to validate the effectiveness of layout prior guidance, and illustrate its necessity from two aspects: the completeness and dynamic of generated video. In Fig. 5, we showcase frames before and after noise prior guidance. With the position of camera changes, there appears regions unfilled in point cloud and causes blank spaces in rendered images (left part); Besides, due to the static nature of point cloud, rendered images remain stationary too (right part). Noise layout prior could compensate for these flaws, finally produce videos with inpainted vacancies and rationalized dynamics.



Figure 4: **Comparisons with base model.** Controlling camera motion via prompt engineering doesn't work at most times. Instead, CamTrol offers robust control towards video's camera movement in a training-free manner.



Figure 5: **Effectiveness of layout prior.** Layout prior guidance compensates for the vacancies (*Left*) and static contents (*Right*) caused by point cloud rendering.

Effect of Timestep t_0 t_0 is a crucial factor that influences the trade-off between generated video's diversity and its faithfulness to camera motions requirements. To investigate its effect on the output, we conduct experiments with various t_0 values, relevant results are shown in Fig. 6. As illustrated, videos generated with larger t_0 tend to conform better to camera motion requirements, but suffer from decrease in dynamics; On the contrary, smaller t_0 leads to more plausible generations but fails to meet camera's requirements, as latents at these timesteps carry more randomness.

Generalization to Diverse Base Models Our proposed CamTrol can be seamlessly plugged and played with most pretrained video diffusion models to achieve training-free camera control. We test its performance on different base video models, including SVD [3] and VideoFusion [27], the results are illustrated in Fig. 8. Our approach remains effective applied to other video base models, demonstrating its strong robustness and generalization ability. More results with other base models can be found in Appendix A.4.

4.4 Further Applications

3D Rotation Videos One of the most advantages of our method is it can generate videos rotating around some objects and produce outputs similar to 3D generation models [40, 30]. While these 3D models need large-scale training on 3D dataset and could only handle inputs in specific styles, our approach is able to deal with any type of images and achieve this in a completely zero-shot manner. Some results are shown in 1. We offer more results on multi-view synthesis in Appendix A.2.

Hybrid and Complex Camera Movements By combining different basic camera trajectories, CamTrol can support hybrid camera movements and endow generated video with cinematic charm. Besides hybrid control, benefit from explicit camera motion modeling in 3D space, CamTrol could support trajectories with precise coordinates, which means it can generate videos with any complicated motion. Results about hybrid and complex camera motions are shown in Fig. 1 and Appendix A.2.



Figure 6: **Effect of t_0 .** Smaller t_0 encourages dynamics while larger t_0 preserves camera movements (*Pedestal Down*).




Figure 7: **Camera control at different scales.** CamTrol supports camera movements over various scales.




Figure 8: **Applied onto SVD [3] and VideoFusion [27].** CamTrol could be plugged and played with most video diffusion models to offer camera movement control.

Camera Motion at Different Scales CamTrol supports camera movements at controllable scales. We provide some results in Fig. 7. By specifying different magnitudes of camera’s extrinsic matrix within point cloud spaces, rendered images will exhibit varying degrees of motion, leading to videos with distinct scales of camera movements. This further demonstrate the powerful controllability of CamTrol, and provides new pathway for video’s customized camera control.

5 Conclusion

In this paper, we propose a training-free and robust method **CamTrol** to offer camera control for off-the-shelf video diffusion models. It consists of two-stage procedure including explicit camera motion modeling in 3D point cloud space and video generation utilizing layout prior of noisy latents. Compared to previous work, CamTrol does not require any additional finetuning on camera-annotated datasets, or self-supervised training via data augmentation, instead, it could be plugged and played with most video diffusion models to generate camera controllable videos with single image or text prompt as input. Comprehensive experimental results demonstrate the effectiveness and robustness of CamTrol for controlling camera motion for videos. Besides, we show that CamTrol produces impressive results in generating videos at different scales, with 3D rotations and more complicated trajectories.

References

- [1] O. Avrahami, D. Lischinski, and O. Fried. Blended diffusion for text-driven editing of natural images. In *Proceedings of the IEEE/CVF Conference on Computer Vision and Pattern Recognition*, pages 18208–18218, 2022.
- [2] S. F. Bhat, R. Birkl, D. Wofk, P. Wonka, and M. Müller. Zoedepth: Zero-shot transfer by combining relative and metric depth. *arXiv preprint arXiv:2302.12288*, 2023.
- [3] A. Blattmann, T. Dockhorn, S. Kulal, D. Mendelevitch, M. Kilian, D. Lorenz, Y. Levi, Z. English, V. Voleti, A. Letts, et al. Stable video diffusion: Scaling latent video diffusion models to large datasets. *arXiv preprint arXiv:2311.15127*, 2023.
- [4] A. Blattmann, R. Rombach, H. Ling, T. Dockhorn, S. W. Kim, S. Fidler, and K. Kreis. Align your latents: High-resolution video synthesis with latent diffusion models. In *Proceedings of the IEEE/CVF Conference on Computer Vision and Pattern Recognition*, pages 22563–22575, 2023.
- [5] T. Brooks, B. Peebles, C. Homes, W. DePue, Y. Guo, L. Jing, D. Schnurr, J. Taylor, T. Luhman, E. Luhman, et al. Video generation models as world simulators, 2024.
- [6] T.-S. Chen, C. H. Lin, H.-Y. Tseng, T.-Y. Lin, and M.-H. Yang. Motion-conditioned diffusion model for controllable video synthesis. *arXiv preprint arXiv:2304.14404*, 2023.
- [7] Z. Chen, Y. Wang, F. Wang, Z. Wang, and H. Liu. V3d: Video diffusion models are effective 3d generators. *arXiv preprint arXiv:2403.06738*, 2024.
- [8] J. Choi, S. Kim, Y. Jeong, Y. Gwon, and S. Yoon. Ilvr: Conditioning method for denoising diffusion probabilistic models. In *Proceedings of the IEEE/CVF International Conference on Computer Vision*, pages 14367–14376, 2021.
- [9] J. Chung, S. Lee, H. Nam, J. Lee, and K. M. Lee. Luciddreamer: Domain-free generation of 3d gaussian splatting scenes. *arXiv preprint arXiv:2311.13384*, 2023.
- [10] P. Esser, J. Chiu, P. Atighehchian, J. Granskog, and A. Germanidis. Structure and content-guided video synthesis with diffusion models. In *Proceedings of the IEEE/CVF International Conference on Computer Vision*, pages 7346–7356, 2023.
- [11] H. Fei, S. Wu, W. Ji, H. Zhang, and T.-S. Chua. Empowering dynamics-aware text-to-video diffusion with large language models. *arXiv preprint arXiv:2308.13812*, 2023.
- [12] R. Feng, W. Weng, Y. Wang, Y. Yuan, J. Bao, C. Luo, Z. Chen, and B. Guo. Ccredit: Creative and controllable video editing via diffusion models. *arXiv preprint arXiv:2309.16496*, 2023.
- [13] S. Ge, S. Nah, G. Liu, T. Poon, A. Tao, B. Catanzaro, D. Jacobs, J.-B. Huang, M.-Y. Liu, and Y. Balaji. Preserve your own correlation: A noise prior for video diffusion models. In *Proceedings of the IEEE/CVF International Conference on Computer Vision*, pages 22930–22941, 2023.
- [14] Y. Guo, C. Yang, A. Rao, Z. Liang, Y. Wang, Y. Qiao, M. Agrawala, D. Lin, and B. Dai. Animated-iff: Animate your personalized text-to-image diffusion models without specific tuning. In *The Twelfth International Conference on Learning Representations*, 2023.
- [15] J. Han, F. Kokkinos, and P. Torr. Vfusion3d: Learning scalable 3d generative models from video diffusion models. *arXiv preprint arXiv:2403.12034*, 2024.
- [16] Z. Hao, X. Huang, and S. Belongie. Controllable video generation with sparse trajectories. In *Proceedings of the IEEE Conference on Computer Vision and Pattern Recognition*, pages 7854–7863, 2018.
- [17] H. He, Y. Xu, Y. Guo, G. Wetzstein, B. Dai, H. Li, and C. Yang. Cameractrl: Enabling camera control for text-to-video generation. *arXiv preprint arXiv:2404.02101*, 2024.
- [18] M. Heusel, H. Ramsauer, T. Unterthiner, B. Nessler, and S. Hochreiter. Gans trained by a two time-scale update rule converge to a local nash equilibrium. *Advances in neural information processing systems*, 30, 2017.
- [19] J. Ho, W. Chan, C. Saharia, J. Whang, R. Gao, A. Gritsenko, D. P. Kingma, B. Poole, M. Norouzi, D. J. Fleet, et al. Imagen video: High definition video generation with diffusion models. *arXiv preprint arXiv:2210.02303*, 2022.
- [20] W. Hong, M. Ding, W. Zheng, X. Liu, and J. Tang. Cogvideo: Large-scale pretraining for text-to-video generation via transformers. *arXiv preprint arXiv:2205.15868*, 2022.
- [21] C. Hou, G. Wei, and Z. Chen. High-fidelity diffusion-based image editing. In *Proceedings of the AAAI Conference on Artificial Intelligence*, volume 38, pages 2184–2192, 2024.
- [22] E. J. Hu, P. Wallis, Z. Allen-Zhu, Y. Li, S. Wang, L. Wang, W. Chen, et al. Lora: Low-rank adaptation of large language models. In *International Conference on Learning Representations*, 2021.

- [23] G. Kim, T. Kwon, and J. C. Ye. Diffusionclip: Text-guided diffusion models for robust image manipulation. In *Proceedings of the IEEE/CVF Conference on Computer Vision and Pattern Recognition*, pages 2426–2435, 2022.
- [24] X. Li, W. Chu, Y. Wu, W. Yuan, F. Liu, Q. Zhang, F. Li, H. Feng, E. Ding, and J. Wang. Videogen: A reference-guided latent diffusion approach for high definition text-to-video generation. *arXiv preprint arXiv:2309.00398*, 2023.
- [25] S. Liu, Y. Zhang, W. Li, Z. Lin, and J. Jia. Video-p2p: Video editing with cross-attention control. *arXiv preprint arXiv:2303.04761*, 2023.
- [26] A. Lugmayr, M. Danelljan, A. Romero, F. Yu, R. Timofte, and L. Van Gool. Repaint: Inpainting using denoising diffusion probabilistic models. In *Proceedings of the IEEE/CVF conference on computer vision and pattern recognition*, pages 11461–11471, 2022.
- [27] Z. Luo, D. Chen, Y. Zhang, Y. Huang, L. Wang, Y. Shen, D. Zhao, J. Zhou, and T. Tan. Videofusion: Decomposed diffusion models for high-quality video generation. In *Proceedings of the IEEE/CVF Conference on Computer Vision and Pattern Recognition*, pages 10209–10218, 2023.
- [28] Z. Ma, D. Zhou, C.-H. Yeh, X.-S. Wang, X. Li, H. Yang, Z. Dong, K. Keutzer, and J. Feng. Magic-me: Identity-specific video customized diffusion. *arXiv preprint arXiv:2402.09368*, 2024.
- [29] J. Mao, X. Wang, and K. Aizawa. Guided image synthesis via initial image editing in diffusion model. In *Proceedings of the 31st ACM International Conference on Multimedia*, pages 5321–5329, 2023.
- [30] L. Melas-Kyriazi, I. Laina, C. Rupprecht, N. Neverova, A. Vedaldi, O. Gafni, and F. Kokkinos. Im-3d: Iterative multiview diffusion and reconstruction for high-quality 3d generation. *arXiv preprint arXiv:2402.08682*, 2024.
- [31] C. Meng, Y. He, Y. Song, J. Song, J. Wu, J.-Y. Zhu, and S. Ermon. Sdedit: Guided image synthesis and editing with stochastic differential equations. In *International Conference on Learning Representations*, 2021.
- [32] A. Q. Nichol, P. Dhariwal, A. Ramesh, P. Shyam, P. Mishkin, B. McGrew, I. Sutskever, and M. Chen. Glide: Towards photorealistic image generation and editing with text-guided diffusion models. In *International Conference on Machine Learning*, pages 16784–16804. PMLR, 2022.
- [33] R. Rombach, A. Blattmann, D. Lorenz, P. Esser, and B. Ommer. High-resolution image synthesis with latent diffusion models. In *Proceedings of the IEEE/CVF conference on computer vision and pattern recognition*, pages 10684–10695, 2022.
- [34] M. Saito, S. Saito, M. Koyama, and S. Kobayashi. Train sparsely, generate densely: Memory-efficient unsupervised training of high-resolution temporal gan. *International Journal of Computer Vision*, 128(10-11):2586–2606, 2020.
- [35] Y. Shi, P. Wang, J. Ye, M. Long, K. Li, and X. Yang. Mvdream: Multi-view diffusion for 3d generation. *arXiv preprint arXiv:2308.16512*, 2023.
- [36] U. Singer, A. Polyak, T. Hayes, X. Yin, J. An, S. Zhang, Q. Hu, H. Yang, O. Ashual, O. Gafni, et al. Make-a-video: Text-to-video generation without text-video data. *arXiv preprint arXiv:2209.14792*, 2022.
- [37] J. Song, C. Meng, and S. Ermon. Denoising diffusion implicit models. *arXiv preprint arXiv:2010.02502*, 2020.
- [38] K. Soomro, A. R. Zamir, and M. Shah. A dataset of 101 human action classes from videos in the wild. *Center for Research in Computer Vision*, 2(11), 2012.
- [39] T. Unterthiner, S. Van Steenkiste, K. Kurach, R. Marinier, M. Michalski, and S. Gelly. Towards accurate generative models of video: A new metric & challenges. *arXiv preprint arXiv:1812.01717*, 2018.
- [40] V. Voleti, C.-H. Yao, M. Boss, A. Letts, D. Pankratz, D. Tochilkin, C. Laforte, R. Rombach, and V. Jampani. Sv3d: Novel multi-view synthesis and 3d generation from a single image using latent video diffusion. *arXiv preprint arXiv:2403.12008*, 2024.
- [41] Z. Wang, Z. Yuan, X. Wang, T. Chen, M. Xia, P. Luo, and Y. Shan. Motionctrl: A unified and flexible motion controller for video generation. *arXiv preprint arXiv:2312.03641*, 2023.
- [42] C. Wu, L. Huang, Q. Zhang, B. Li, L. Ji, F. Yang, G. Sapiro, and N. Duan. Godiva: Generating open-domain videos from natural descriptions. *arXiv preprint arXiv:2104.14806*, 2021.
- [43] J. Z. Wu, Y. Ge, X. Wang, S. W. Lei, Y. Gu, Y. Shi, W. Hsu, Y. Shan, X. Qie, and M. Z. Shou. Tune-a-video: One-shot tuning of image diffusion models for text-to-video generation. In *Proceedings of the IEEE/CVF International Conference on Computer Vision (ICCV)*, pages 7623–7633, October 2023.
- [44] S. Yang, L. Hou, H. Huang, C. Ma, P. Wan, D. Zhang, X. Chen, and J. Liao. Direct-a-video: Customized video generation with user-directed camera movement and object motion. *arXiv preprint arXiv:2402.03162*, 2024.

- [45] S. Yin, C. Wu, J. Liang, J. Shi, H. Li, G. Ming, and N. Duan. Dragnuwa: Fine-grained control in video generation by integrating text, image, and trajectory. *arXiv preprint arXiv:2308.08089*, 2023.
- [46] X. Yu, M. Xu, Y. Zhang, H. Liu, C. Ye, Y. Wu, Z. Yan, C. Zhu, Z. Xiong, T. Liang, et al. Mvimgnet: A large-scale dataset of multi-view images. In *Proceedings of the IEEE/CVF conference on computer vision and pattern recognition*, pages 9150–9161, 2023.
- [47] Y. Zeng, G. Wei, J. Zheng, J. Zou, Y. Wei, Y. Zhang, and H. Li. Make pixels dance: High-dynamic video generation. In *Proceedings of the IEEE/CVF Conference on Computer Vision and Pattern Recognition*, 2024.
- [48] T. Zhou, R. Tucker, J. Flynn, G. Fyffe, and N. Snavely. Stereo magnification: Learning view synthesis using multiplane images. *arXiv preprint arXiv:1805.09817*, 2018.

A Appendix

A.1 Definitions of Basic Camera Motions

We refer to the terminology in cinematography to describe different camera motions, definitions of each type are detailed in Table 2.

Table 2: Definitions of basic camera motions.

Camera Motion	Directions	Definition
Zoom	In Out	Camera moves towards or away from a subject.
Tilt	Up Down	Rotating the camera vertically from a fixed position.
Pan	Left Right	Rotating the camera horizontally from a fixed position.
Pedestal	Up Down	Moving a camera vertically in its entirety.
Truck	Left Right	Moving a camera horizontally in its entirety.
Roll	Clockwise Anticlockwise	Rotating a camera in its entirety in a horizontal manner.
Rotate	Clockwise Anticlockwise	Moving a camera around a subject.
Hybrid	Arbitrary	Combination of other motions.

A.2 More Results on Camera Control

In this section, we showcase additional qualitative results of CamTrol on various camera movements. Fig. 9 shows video frames with camera move *Rotate Anticlockwise* and *Rotate Clockwise*. These outputs share sort of similarity with outputs of 3D generation models, as they all exhibit in a turning-table like way, which camera rotates around some objects. The difference here is that 3D model, as only trained on specific datasets, could only generate outputs in certain styles, e.g., single static object with no background. Instead, our model could handle arbitrary image as input, and generate a rotating-around video with proper dynamics. From this aspect, our method could be seen as a infinite source of attaining 3D data. And by utilizing our method with stronger backbones, video foundation models could truly become the largest source of 3D data as it should be.

Besides, we provide additional results on hybrid motions and basic motions, which is illustrated in Fig. 10, Fig. 11 and Fig. 13, respectively. We also present pre-loaded complex camera motions in Fig. 12.

A.3 More Comparisons to State-of-the-Art Methods

More comparison results with state-of-the-art methods are shown in Fig. 14 and Fig. 15. Compared to other works, our method matches well with input texts and camera requirements, meanwhile has wide-ranging diversities on generated contents.

A.4 More Results on other Base Video Models

Our methods could be plugged and played in arbitrary video diffusion models to achieve camera control. We test its performance on two other video generation backbones including SVD [3] and VideoFusion [27], relevant results are shown in Fig. 16.

A.5 Details of User Study

In user study, we collect 7 text prompts for each of the 8 basic camera trajectories, yielding 56 samples in total. Users are asked to sort randomly displayed four videos generated by four methods separately, and rate them from the highest score to the lowest score (belongs to {3,2,1}, where higher score indicates better performance). The assess metrics including two aspects: alignment of video move with input camera motion, and video quality (such as the deformation, rationality and diversity) of generated contents during camera moves. After rating, we calculate the average score attained by each methods.

The prompts applied in user study are ensured with balance between different categories. We involve prompts from various contents and styles including natural scenes, human, animations, objects, animals and etc.

Prompts applied in user study are listed as below:

1. *Blueberries were squeezed by fingers.*
2. *The bear dolls were dancing in a circle, with lights flashing behind them, Christmas atmosphere.*
3. *The wind is blowing, and the flames are gradually extinguishing.*
4. *A young hero sets out on a journey to find their missing parent, encountering friends and foes along the way.*
5. *A toy robot discovers it can move on its own and sets off on an adventure around the house.*
6. *A determined ant leads its colony on a journey to find a new home.*
7. *The Great Wall of China winds its way across rugged mountains and through lush valleys, a testament to ancient engineering.*
8. *The bear doll in the basket is jumping out from the basket.*
9. *My armor pieces kept fluctuating and turned into scale-like armor.*
10. *A little boy turned a page of the book.*
11. *Jellyfish swim in the deep sea.*
12. *The big tree growing by the sea, its leaves slowly turn yellow and begin to wither and fall.*
13. *At the top of a mountain, a hiker is greeted by a breathtaking view of snow-capped peaks and rolling valleys below.*
14. *A group of squirrels gather around a picnic blanket, nibbling on sandwiches and stealing sips of lemonade.*
15. *The road is changing strangely and disappearing and twisting.*
16. *Clouds and fog linger on the tops of mountains.*
17. *Easter eggs showed different expressions, some happy, some confused, some sad, and some angry.*
18. *A skilled dancer twirls gracefully across the stage, captivating the audience with every movement.*
19. *A curious cat discovers a hidden treasure in the backyard.*
20. *At the beach, children build sandcastles while seagulls swoop overhead, and families relax under colorful umbrellas.*
21. *In a bustling marketplace, vendors call out their wares as shoppers weave through the crowds, browsing colorful stalls.*
22. *On the busy streets, people come and go.*
23. *Sunlight filters through dense foliage in a tranquil grove.*
24. *A toy monkey sits at a pretend computer, typing away furiously as it pretends to work on important documents.*
25. *The Eiffel Tower stands tall against a backdrop of Parisian rooftops, its iron lattice illuminated by the setting sun.*

26. *The Colosseum in Rome stands as a majestic reminder of ancient gladiator battles and Roman history.*
27. *A cozy reading nook by a window.*
28. *A regal statue of a historical figure stands tall in a city square, gazing out over the bustling streets.*
29. *Let them perform a dance.*
30. *The goose is playing trumpet. slow motion. 2D animation.*
31. *The machine is making Spider-Man's hood.*
32. *The girl danced in the water, splashing water and her hair fluttering the wind.*
33. *The man looked up at the peak.*
34. *A woman reading and taking notes.*
35. *A group of penguins are walking towards you.*
36. *A shimmering portal appears in the midst of a moonlit forest, leading to realms unknown.*
37. *In a bustling port, cranes swing cargo containers onto waiting ships, orchestrating a dance of logistics and trade.*
38. *At dawn, the sky ignites in a riot of colors over the tranquil expanse of a mist-covered lake.*
39. *A touch of enchanted ink brings the pages of an ancient spellbook to life, casting spells with each turn.*
40. *A travel blogger documents their journey around the world, sharing tales of exotic destinations and unforgettable experiences.*
41. *A playful puppy learns to fetch a stick for the first time.*
42. *In a cozy living room, friends gather around a crackling fireplace, sipping hot cocoa and sharing stories on a chilly evening.*
43. *A man fell asleep amid the flowers, roses swaying in the wind.*
44. *A tutorial video guides viewers through the step-by-step process of creating intricate origami designs.*
45. *Underneath a starry sky, the Northern Lights dance in shimmering curtains of green and purple, painting the night with magic.*
46. *A cluttered desk in a home office, with papers strewn about and a computer humming softly.*
47. *A towering skyscraper gleams in the sunlight, its sleek glass facade reflecting the surrounding cityscape.*
48. *A modernist home with clean lines and geometric shapes, surrounded by minimalist landscaping.*
49. *A children's playground is a kaleidoscope of colors, with slides, swings, and climbing structures painted in playful shades.*
50. *Thunder and rain, ancient oriental dragons hover in the air.*
51. *A dog barking at you.*
52. *Multiple people raised their arms and struggled upward in the lava of hell.*
53. *An astronaut aboard a space station encounters a mysterious anomaly while conducting experiments.*
54. *A guitarist strums their instrument with gentle fingers, the melody flowing naturally from their movements.*
55. *A snow-capped mountain peak towers above a tranquil alpine lake, mirrored perfectly in its glassy surface.*
56. *A rainbow arcs across the sky after a refreshing rain shower, its vibrant colors painting a stunning backdrop against the clouds.*




Figure 9: Results with camera move *Rotate Anticlockwise* and *Rotate Clockwise*. Our method could generated 3D rotation-like videos with dynamics.




Figure 10: Results with camera move *Hybrid I*. Here we combine *Zoom Out*, *Truck Left*, *Pedestal Up*, *Pan Right* and *Tilt Down* together, form a cinematic like effect on generated videos.



Figure 11: Results with camera move *Hybrid II*. Here the hybrid motion is defined as *Zoom In first, then Pedestal Up*.

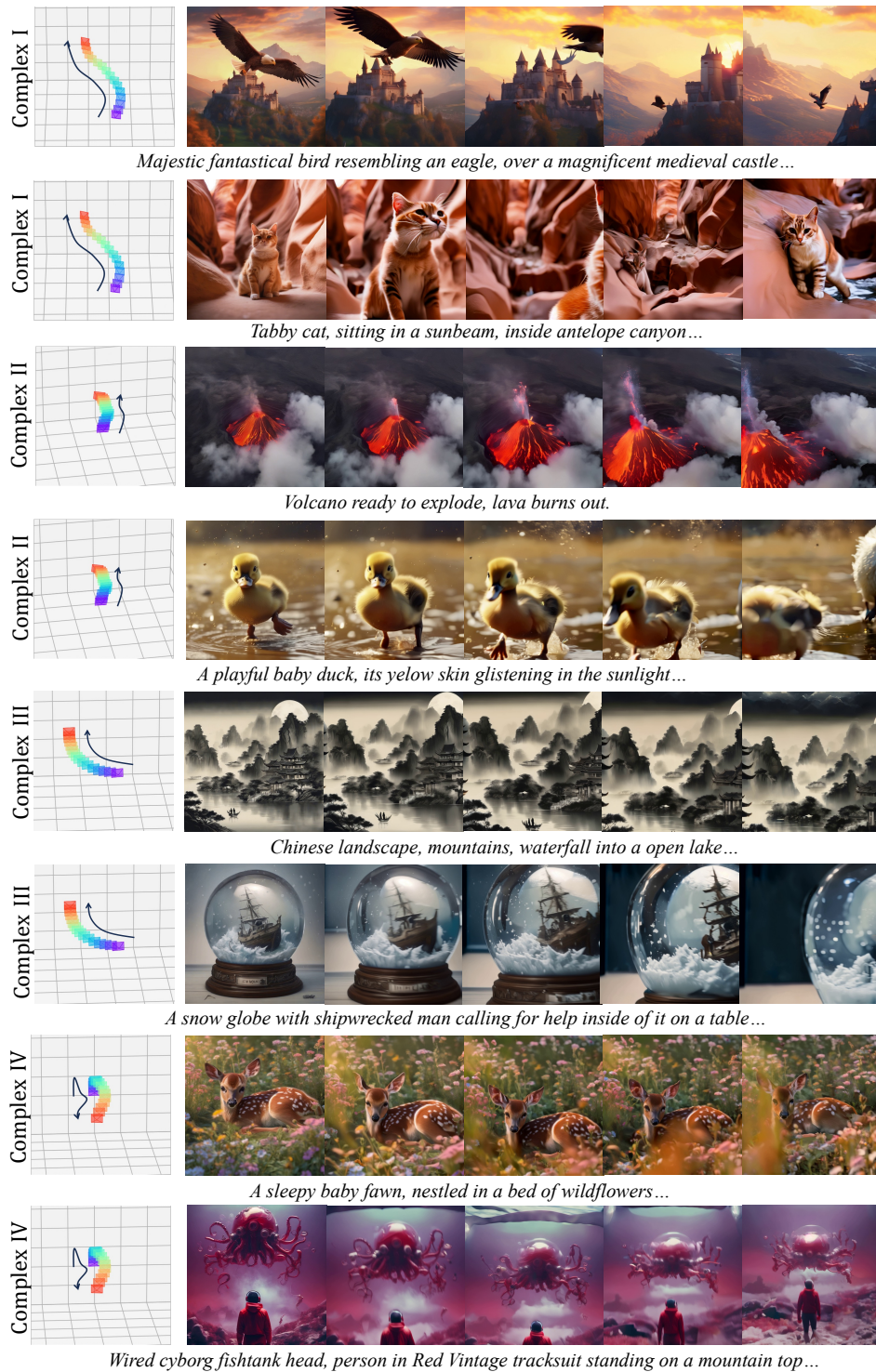


Figure 12: Results with complex camera motions.








Figure 13: Results with basic camera motions.



 **Truck Left** *A young child is swinging on a swing in a park. The child is wearing a red cape and is crying while swinging. Another child is watching the swinging child, and a third child is standing nearby.*




 **Truck Right** *A basketball game in progress, with a group of players on the court. The players are actively engaged in the game, and the audience is watching the match closely...*



 **Pedestal Up** *The person is a man wearing a blue shirt and white pants. He is standing on a field and holding a cricket bat, preparing to take a cricket shot.*



 **Pedestal Down** *A man playing tennis on a court. He is wearing a black shirt and a hat, and he is swinging a tennis racket. He is in the middle of a game...*





Figure 14: Comparison to state-of-the-art methods on *Truck Left*, *Truck Right*, *Pedestal Up*, *Pedestal Down*.



Zoom In

Are engaged in a boxing match. They are standing in a ring, with one man wearing red shorts and the other wearing yellow shorts...



(a) AnimateDiff



(b) MotionCtrl



(c) CameraCtrl



(d) CamTrol




Zoom Out

A person is sitting at a desk, typing on a keyboard. The person is wearing a black shirt and is focused on the task at hand...



(a) AnimateDiff



(b) MotionCtrl



(c) CameraCtrl




(d) CamTrol



Roll Anticlockwise


A person is playing a game of billiards, using a blue pool table. They are aiming to sink the balls into the pockets of the table.



(a) AnimateDiff



(b) MotionCtrl



(c) CameraCtrl




(d) CamTrol




Roll Clockwise


A man is getting his hair styled by a barber in a barber shop. The barber is using a towel to dry the man's hair, and there are other people in the background...




(a) AnimateDiff



(b) MotionCtrl




(c) CameraCtrl



(d) CamTrol

Figure 15: Comparison to state-of-the-art methods on *Zoom In*, *Zoom Out*, *Roll Anticlockwise*, *Roll Clockwise*.



(a) SVD

(b) VideoFusion

Figure 16: Results with other video generation base models including SVD [3] and VideoFusion [27]. Our method works well with these backbones.