

Introducing HOT3D: An Egocentric Dataset for 3D Hand and Object Tracking

Prithviraj Banerjee, Sindi Shkodrani, Pierre Moulon, Shreyas Hampali, Fan Zhang, Jade Fountain, Edward Miller, Selen Basol, Richard Newcombe, Robert Wang, Jakob Julian Engel, Tomas Hodan

Meta Reality Labs facebookresearch.github.io/hot3d




Figure 1. **HOT3D overview.** The dataset includes multi-view egocentric image streams from Aria [11] and Quest 3 [36] annotated with high-quality ground-truth 3D poses and models of hands and objects. Three multi-view frames from Aria are shown on the left, with contours of 3D models of hands and objects in the ground-truth poses in white and green, respectively. Aria also provides 3D point clouds from SLAM (right) and eye gaze information. Hand annotations are provided in the UmeTrack [23] and MANO [47] formats, while objects are represented by 3D mesh models from an in-house scanner.

Abstract

We introduce *HOT3D*, a publicly available dataset for egocentric hand and object tracking in 3D. The dataset offers over 833 minutes (more than 3.7M images) of multi-view RGB/monochrome image streams showing 19 subjects interacting with 33 diverse rigid objects, multi-modal signals such as eye gaze or scene point clouds, as well as comprehensive ground truth annotations including 3D poses of objects, hands, and cameras, and 3D models of hands and objects. In addition to simple pick-up/observe/put-down actions, *HOT3D* contains scenarios resembling typical actions in a kitchen, office, and living room environment. The dataset is recorded by two head-mounted devices from Meta: Project Aria, a research prototype of light-weight AR/AI glasses, and Quest 3, a production VR headset sold in millions of units. Ground-truth poses were obtained by a professional motion-capture system using small optical markers attached to hands and objects. Hand annotations are provided in the UmeTrack and MANO formats and objects are represented by 3D meshes with PBR materials obtained by an in-house scanner. We aim to accelerate research on egocentric hand-object interaction by making the *HOT3D* dataset publicly available and by co-organizing public challenges on the dataset at ECCV 2024. The dataset can be downloaded from the project website: facebookresearch.github.io/hot3d.

1. Introduction

We use our hands to communicate with others, interact with objects, or utilize objects as tools to act upon other objects. The dexterity with which we can manipulate objects is unmatched by other species and has been a key factor in our evolution [2]. Hand-object interaction has therefore naturally received a considerable attention of various research fields, including computer vision [43].

A vision-based system for automatic understanding of hand-object interaction, which would be able to capture information about 3D motion, shape and contact of hands and objects, will unlock new types of applications. For example, such a system will enable transferring manual skills between users by first capturing expert users performing a sequence of hand-object interactions (when assembling a piece of furniture, doing a tennis serve, etc.), and by using the captured information to guide less experienced users, e.g., via AR glasses. The skills could be similarly transferred from humans to robots, enabling autonomous robots that can learn on the fly. The system could also help an AI assistant to better understand the context of a user’s actions or enable new input capabilities for AR/VR users, e.g., by turning any physical surface to a virtual keyboard, or any pencil to a multi-functional magic wand. However, the accuracy and speed of existing methods for understanding hand-object interaction are not sufficient to reliably support such applications.




Figure 3. **Sample images from Aria (top) and Quest 3 (bottom).** Aria recordings include one RGB and two monochrome image streams, while Quest 3 recordings include two monochrome streams – only images from one of the multi-view streams are shown. Contours of 3D models of hands and objects in the ground-truth poses are shown in white and green respectively. In addition to simple pick-up/observe/put-down actions, the subjects perform actions that are common in a kitchen, office, and living room. To increase diversity, the lighting, furniture, and decorations in the capture lab were regularly randomized.

objects was created by Sridhar *et al.* [52] and offers 3014 exocentric RGB-D images of a hand manipulating a cube, manually annotated with fingertip positions and 6DoF poses of the cube. To avoid the manual annotation, which is tedious and not scalable, the FHPA dataset [16] used magnetic sensors attached to one hand and objects, noticeably affecting their appearance. This dataset includes 105K egocentric RGB-D images with ground-truth poses of a single hand and 4 objects. The ObMan dataset [24] resorted to synthesizing images of hands grasping objects, with the grasps generated by an algorithm from robotics.

HO-3D [20] was the first dataset with real images annotated by an optimization procedure that leverages multi-view RGB-D image streams and is almost fully automatic. The dataset offers 78K images from several exocentric cameras, showing 10 subjects and 10 objects. A similar annotation procedure was used for several subsequent datasets [3, 7, 21, 33, 34]. H2O [33] includes 572K egocentric multi-view RGB-D images of 4 subjects manipulating 8 objects. H2O-3D [21] provides 75K exocentric RGB images of 5 subjects manipulating 10 YCB objects [6]. DexYCB [7] consists of 1000 clips of 3 seconds with the total of 582K RGB-D images, recorded from 8 exocentric views and showing 10 subjects picking up 20 YCB objects with near-static grasps. HOI4D [34] includes 2.4M egocentric RGB-D images from over 4000 video sequences showing 9 subjects interacting with 800 different objects from 16 categories in 610 different indoor environments. Besides rigid objects, this dataset contains articulated objects, but focuses on simpler scenarios with a single hand and a single object, and only includes single-view video sequences. An RGB-D optimization procedure was also used in ContactPose [4] along with the information from thermal cameras for accurately annotating hand poses, while the object poses were annotated using optical markers. ContactPose includes 2.9M RGB-D images of 50 subjects grasping 25 household objects, however, the grasps are static, background green and all objects

are blue (3D printed), which makes the images less realistic.

Similar to HOT3D, ground-truth poses of hands and objects in the recent ARCTIC dataset [13] were collected with a marker-based motion-capture system. This dataset includes 2.1M RGB images showing 10 subjects interacting with 11 articulated objects. The images were captured at 233K timestamps from 9 views, only one of which is egocentric (recorded with a mock-up of an egocentric device – a camera mounted on a helmet).

3. HOT3D dataset

833 minutes of recordings. The HOT3D dataset includes egocentric, multi-view, synchronized data streams recorded with Project Aria [11] and Quest 3 [36]. Image streams contain 1.5M multi-view frames consisting of 3.7M images. Each frame from Aria consists of one RGB 1408×1408 image and two monochrome 640×480 images. Each frame from Quest 3 consists of two monochrome 1280×1024 images. Intrinsic camera parameters and camera-to-world transformations are available for all images. All streams were recorded at 30 frames per second. Every recording from Aria also includes a 3D point cloud of the scene (from SLAM) and per-frame eye gaze information. See App. A and B for more details about Aria and Quest 3.

3D mesh models of 33 objects. The models were obtained by an in-house 3D object scanner and provide high-resolution geometry and PBR materials [35], which consist of metallic, roughness, and normal maps, and enable rendering of photo-realistic training images [29, 31]. The object collection includes household and office objects of diverse appearance, size, and affordances (Fig. 2).

19 diverse subjects. To ensure diversity, we recruited 19 participants with different hand shapes and nationalities. Hands of each participant were scanned by a custom 3D hand scanner and are provided in the UmeTrack [23] and MANO [47] formats.



Figure 4. **Motion-capture lab.** The HOT3D dataset was collected using a motion-capture rig equipped with a few dozens of infrared exocentric OptiTrack cameras and light diffuser panels for illumination variability.

4 everyday scenarios. Besides a simple inspection scenario, where subjects pick up, observe, and put down the objects, subjects were asked to perform typical actions in a kitchen, office, and living room. All scenarios were captured in the same lab equipped with scenario-specific furniture. In each recording, subjects were asked to interact with up to 6 objects. To enhance diversity within the dataset, we regularly randomized various aspects such as lighting conditions, furniture placement, and decorative elements. The end result is a dataset comprising of 425 recordings, with 199 from Aria and 226 from Quest 3. Each recording has around 2 minutes.

Ground-truth annotations. Recordings are annotated with per-frame ground-truth poses of hands and objects obtained in a motion-capture lab shown in Fig. 4 and described in App. C. Object and wrist poses are represented as 3D rigid transformation from the 3D model space to the scene space, and hand poses are represented in the UmeTrack [23] and MANO [47] formats (UmeTrack is more accurate while MANO more standard). Annotations in some frames may be missing or be of a lower quality. We visually inspected all recordings and flagged all frames with lower-quality poses. Out of 1.5M frames included in the dataset, 1.16M frames are fully annotated (*i.e.*, ground-truth poses of all hands and objects are available) and passed our inspection. We release all 1.5M frames, which may be useful for unsupervised training, but also provide a mask of the valid frames. See Fig. 5 and 11 for statistics of the ground-truth object poses.

Training and test splits. The training split of HOT3D includes recordings of 13 subjects (1M multi-view frames), and the test split includes recordings of the remaining 6 subjects (0.5 multi-view frames). Ground-truth pose annotations are publicly released only for the training split. Ground-truth annotations for the test split are accessible only by dedicated evaluation servers.

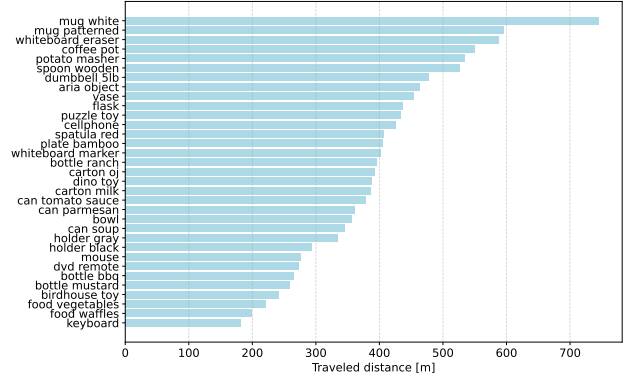


Figure 5. **Distances traveled by HOT3D objects.** In total, subjects moved the 33 objects over 13 km. While objects like the keyboard and waffles were mostly resting, the white mug is a true explorer.

Curated clips. To facilitate benchmarking of various tracking and pose pose estimation methods, we also release 4117 curated clips extracted from the full recordings. 2969 clips come from the training split and 1148 from the test split. Each clip has 150 frames (5 seconds) which are all annotated with ground-truth poses of all modeled objects and hands and which passed our visual inspection. These clips are used in the public challenges introduced in Sec. 4.

Object-onboarding sequences. To enable benchmarking model-free object tracking methods [53], which learn new objects from reference images, and 3D object reconstruction methods [37], HOT3D also includes two types of onboarding sequences which show all possible views at each object: (1) sequences showing a static object on a desk, when the object is standing upright and upside-down, and (2) sequences showing an object manipulated by hands. The static onboarding setup is suitable for NeRF-like reconstruction methods [37], while the latter is more practical for AR/VR applications yet more challenging [19]. The ground-truth object poses are provided for all frames of static sequences but only for the first frames of dynamic sequences. This is to simulate real-world settings, where the poses can be easily obtained by SfM [50] in the static setup, but are challenging to obtain in the dynamic setup. The ground-truth pose for the first frame of dynamic sequences is provided to define the canonical object space, which is necessary for evaluating 6DoF object tracking. Ground-truth hand poses are not provided for these sequences.

4. Call for participation in public challenges

The HOT3D dataset is used in two ongoing public challenges organized together with ECCV 2024 workshops: BOP Challenge 2024¹, focused on model-free and model-based 2D/6D object detection, and Hand Tracking Challenge 2024², focused on hand pose and shape estimation. To enable benchmarking methods for joint hand and object tracking, the two challenges use the same training and test HOT3D clips described in Sec. 3. We invite authors of relevant methods to participate in the challenges.

¹<https://bop.felk.cvut.cz/challenges/bop-challenge-2024/>

²https://github.com/facebookresearch/hand_tracking_toolkit

References

- [1] Sven Bambach, Stefan Lee, David J. Crandall, and Chen Yu. Lending a hand: Detecting hands and recognizing activities in complex egocentric interactions. In *ICCV*, 2015. 2
- [2] Ameline Bardo, Katie Town, Tracy L Kivell, Georgina Donati, Haiko Ballieux, Cosmin Stamate, Trudi Edginton, and Gillian S Forrester. The precision of the human hand: variability in pinch strength and manual dexterity. *Symmetry*, 2022. 1
- [3] Bharat Lal Bhatnagar, Xianghui Xie, Ilya Petrov, Cristian Sminchisescu, Christian Theobalt, and Gerard Pons-Moll. BEHAVE: Dataset and method for tracking human object interactions. In *CVPR*, 2022. 3
- [4] Samarth Brahmabhatt, Catherine Ham, Charles C Kemp, and James Hays. ContactPose: A dataset of grasps with object contact and hand pose. In *ECCV*, 2020. 3
- [5] Ian M. Bullock, Thomas Feix, and Aaron M. Dollar. The Yale human grasping dataset: Grasp, object, and task data in household and machine shop environments. *IJRR*, 2015. 2
- [6] Berk Calli, Arjun Singh, Aaron Walsman, Siddhartha Srinivasa, Pieter Abbeel, and Aaron M Dollar. The YCV object and model set: Towards common benchmarks for manipulation research. In *ICAR*, 2015. 3
- [7] Yu-Wei Chao, Wei Yang, Yu Xiang, Pavlo Molchanov, Ankur Handa, Jonathan Tremblay, Yashraj S. Narang, Karl Van Wyk, Umar Iqbal, Stan Birchfield, Jan Kautz, and Dieter Fox. DexYCB: A benchmark for capturing hand grasping of objects. In *CVPR*, 2021. 3
- [8] Dima Damen, Hazel Doughty, Giovanni Maria Farinella, Antonino Furnari, Jian Ma, Evangelos Kazakos, Davide Moltisanti, Jonathan Munro, Toby Perrett, Will Price, and Michael Wray. Rescaling egocentric vision: Collection, pipeline and challenges for EPIC-KITCHENS-100. *IJCV*, 2022. 2
- [9] Maximilian Denninger, Martin Sundermeyer, Dominik Winkelbauer, Dmitry Olefir, Tomáš Hodaň, Youssef Zidan, Mohamad Elbadrawy, Markus Knauer, Harinandan Katam, and Ahsan Lodhi. BlenderProc: Reducing the reality gap with photorealistic rendering. *RSS Workshops*, 2020. 2
- [10] Maximilian Denninger, Martin Sundermeyer, Dominik Winkelbauer, Youssef Zidan, Dmitry Olefir, Mohamad Elbadrawy, Ahsan Lodhi, and Harinandan Katam. Blenderproc. *arXiv preprint arXiv:1911.01911*, 2019. 2
- [11] Jakob Engel, Kiran Somasundaram, Michael Goesele, Albert Sun, Alexander Gamino, Andrew Turner, Arjang Talattof, Arnie Yuan, Bilal Souti, Brigid Meredith, Cheng Peng, Chris Sweeney, Cole Wilson, Dan Barnes, Daniel DeTone, David Caruso, Derek Valleroy, Dinesh Ginjupalli, Duncan Frost, Edward Miller, Elias Mueggler, Evgeniy Oleinik, Fan Zhang, Guruprasad Somasundaram, Gustavo Solaira, Harry Lanaras, Henry Howard-Jenkins, Huixuan Tang, Hyo Jin Kim, Jaime Rivera, Ji Luo, Jing Dong, Julian Straub, Kevin Bailey, Kevin Eickenhoff, Lingni Ma, Luis Pesqueira, Mark Schwesinger, Maurizio Monge, Nan Yang, Nick Charron, Nikhil Raina, Omkar Parkhi, Peter Borschowa, Pierre Moulon, Prince Gupta, Raul Mur-Artal, Robbie Pennington, Sachin Kulkarni, Sagar Miglani, Santosh Gondi, Saransh Solanki, Sean Diener, Shangyi Cheng, Simon Green, Steve Saarinen, Suvam Patra, Tassos Mourikis, Thomas Whelan, Tripti Singh, Vasileios Balntas, Vijay Baiyya, Wilson Dreeves, Xiaqing Pan, Yang Lou, Yipu Zhao, Yusuf Mansour, Yuyang Zou, Zhaoyang Lv, Zijian Wang, Mingfei Yan, Carl Ren, Renzo De Nardi, and Richard Newcombe. Project Aria: A new tool for egocentric multi-modal AI research, 2023. 1, 2, 3, 7
- [12] Mark Everingham, Luc Van Gool, Christopher KI Williams, John Winn, and Andrew Zisserman. The PASCAL visual object classes (VOC) challenge. *IJCV*, 2010. 2
- [13] Zicong Fan, Omid Taheri, Dimitrios Tzionas, Muhammed Kocabas, Manuel Kaufmann, Michael J Black, and Otmar Hilliges. ARCTIC: A dataset for dexterous bimanual hand-object manipulation. In *CVPR*, 2023. 3
- [14] Alireza Fathi, Xiaofeng Ren, and James M. Rehg. Learning to recognize objects in egocentric activities. In *CVPR*, 2011. 2
- [15] Yang Fu and Xiaolong Wang. Category-level 6D object pose estimation in the wild: A semi-supervised learning approach and a new dataset. *NeurIPS*, 2022. 2
- [16] Guillermo Garcia-Hernando, Shanxin Yuan, Seungryul Baek, and Tae-Kyun Kim. First-person hand action benchmark with RGB-D videos and 3D hand pose annotations. In *CVPR*, 2018. 3
- [17] Andreas Geiger, Philip Lenz, and Raquel Urtasun. Are we ready for autonomous driving? The KITTI vision benchmark suite. In *CVPR*, 2012. 2
- [18] Andrew Guo, Bowen Wen, Jianhe Yuan, Jonathan Tremblay, Stephen Tyree, Jeffrey Smith, and Stan Birchfield. HANDAL: A dataset of real-world manipulable object categories with pose annotations, affordances, and reconstructions. In *IROS*, 2023. 2
- [19] Shreyas Hampali, Tomas Hodan, Luan Tran, Lingni Ma, Cem Keskin, and Vincent Lepetit. In-hand 3D object scanning from an RGB sequence. In *CVPR*, 2023. 4
- [20] Shreyas Hampali, Mahdi Rad, Markus Oberweger, and Vincent Lepetit. HOnnotate: A method for 3D annotation of hand and object poses. In *CVPR*, pages 3196–3206, 2020. 3
- [21] Shreyas Hampali, Sayan Deb Sarkar, Mahdi Rad, and Vincent Lepetit. Keypoint transformer: Solving joint identification in challenging hands and object interactions for accurate 3D pose estimation. In *CVPR*, 2022. 3
- [22] Shangchen Han, Beibei Liu, Robert Wang, Yuting Ye, Christopher D. Twigg, and Kenrick Kin. Online optical marker-based hand tracking with deep labels. *ACM Trans. Graph.*, 37(4):166:1–166:10, July 2018. 9
- [23] Shangchen Han, Po-chen Wu, Yubo Zhang, Beibei Liu, Linguang Zhang, Zheng Wang, Weiguang Si, Peizhao Zhang, Yujun Cai, Tomas Hodan, et al. UmeTrack: Unified multi-view end-to-end hand tracking for VR. In *SIGGRAPH Asia 2022*, 2022. 1, 2, 3, 4, 9
- [24] Yana Hasson, Gül Varol, Dimitrios Tzionas, Igor Kalevatykh, Michael J Black, Ivan Laptev, and Cordelia Schmid. Learning joint reconstruction of hands and manipulated objects. In *CVPR*, 2019. 3
- [25] Tony Heap and David Hogg. Towards 3D hand tracking using a deformable model. In *Proceedings of the Second International Conference on Automatic Face and Gesture Recognition*, 1996. 2
- [26] Stefan Hinterstoisser, Vincent Lepetit, Slobodan Ilic, Stefan Holzer, Gary Bradski, Kurt Konolige, and Nassir Navab. Model based training, detection and pose estimation of texture-less 3D objects in heavily cluttered scenes. In *ACCV*, 2013. 2
- [27] Tomáš Hodaň, Pavel Haluza, Štěpán Obdržálek, Jiří Matas, Manolis Lourakis, and Xenophon Zabulis. T-LESS: An RGB-D dataset for 6D pose estimation of texture-less objects. *WACV*, 2017. 2
- [28] Tomáš Hodaň, Frank Michel, Eric Brachmann, Wadim Kehl, Anders Glent Buch, Dirk Kraft, Bertram Drost, Joel Vidal, Stephan Ihrke, Xenophon Zabulis, Caner Sahin, Fabian Manhardt, Federico Tombari, Tae-Kyun Kim, Jiří Matas, and Carsten Rother. BOP: Benchmark for 6D object pose estimation. *ECCV*, 2018. 2

- [29] Tomáš Hodaň, Martin Sundermeyer, Bertram Drost, Yann Labbé, Eric Brachmann, Frank Michel, Carsten Rother, and Jiří Matas. BOP Challenge 2020 on 6D object localization. In *ECCV*, 2020. 2, 3
- [30] Tomáš Hodaň, Martin Sundermeyer, Yann Labbé, Van Nguyen Nguyen, Gu Wang, Eric Brachmann, Bertram Drost, Vincent Lepetit, Carsten Rother, and Jiří Matas. BOP challenge 2023 on detection, segmentation and pose estimation of seen and unseen rigid objects. *CVPRW*, 2024. 2
- [31] Tomáš Hodaň, Vibhav Vineet, Ran Gal, Emanuel Shalev, Jon Hanzelka, Treb Connell, Pedro Urbina, Sudipta Sinha, and Brian Guenter. Photorealistic image synthesis for object instance detection. *ICIP*, 2019. 3
- [32] HyunJun Jung, Guangyao Zhai, Shun-Cheng Wu, Patrick Ruhkamp, Hannah Schieber, Giulia Rizzoli, Pengyuan Wang, Hongcheng Zhao, Lorenzo Garattoni, Sven Meier, et al. House-Cat6D – a large-scale multi-modal category level 6D object perception dataset with household objects in realistic scenarios. *arXiv preprint arXiv:2212.10428*, 2022. 2
- [33] Taein Kwon, Bugra Tekin, Jan Stuhmer, Federica Bogo, and Marc Pollefeys. H2O: A benchmark for egocentric hand-object interaction recognition. *IEEE Transactions on Multimedia*, 2020. 3
- [34] Yunze Liu, Yun Liu, Che Jiang, Kangbo Lyu, Weikang Wan, Hao Shen, Boqiang Liang, Zhoujie Fu, He Wang, and Li Yi. HOI4D: A 4D egocentric dataset for category-level human-object interaction. In *CVPR*, 2022. 3
- [35] Wes McDermott. *The PBR guide*. Allegorithmic, 2018. 2, 3
- [36] Meta. Quest 3. <https://www.meta.com/quest/quest-3/>, 2023. 1, 2, 3, 8
- [37] Ben Mildenhall, Pratul P Srinivasan, Matthew Tancik, Jonathan T Barron, Ravi Ramamoorthi, and Ren Ng. NeRF: Representing scenes as neural radiance fields for view synthesis. *ECCV*, 2020. 4
- [38] Gyeongsik Moon, Shou-I Yu, He Wen, Takaaki Shiratori, and Kyoung Mu Lee. Interhand2.6M: A dataset and baseline for 3D interacting hand pose estimation from a single RGB image. In *ECCV*, 2020. 2
- [39] Franziska Mueller, Dushyant Mehta, Oleksandr Sotnychenko, Srinath Sridhar, Dan Casas, and Christian Theobalt. Real-time hand tracking under occlusion from an egocentric RGB-D sensor. In *ICCV*, 2017. 2
- [40] Hiroshi Murase and Shree K Nayar. Visual learning and recognition of 3-D objects from appearance. *IJCV*, 1995. 2
- [41] Richard A Newcombe, Shahram Izadi, Otmar Hilliges, David Molyneaux, David Kim, Andrew J Davison, Pushmeet Kohi, Jamie Shotton, Steve Hodges, and Andrew Fitzgibbon. KinectFusion: Real-time dense surface mapping and tracking. *ISMAR*, 2011. 2
- [42] Takehiko Ohkawa, Kun He, Fadime Sener, Tomas Hodan, Luan Tran, and Cem Keskin. AssemblyHands: Towards egocentric activity understanding via 3D hand pose estimation. In *CVPR*, 2023. 2
- [43] Iason Oikonomidis, Guillermo Garcia-Hernando, Angela Yao, Antonis Argyros, Vincent Lepetit, and Tae-Kyun Kim. HANDS18: Methods, techniques and applications for hand observation. In *ECCVW*, 2018. 1
- [44] Nikhil Raina, Guruprasad Somasundaram, Kang Zheng, Sagar Miglani, Steve Saarinen, Jeff Meissner, Mark Schwesinger, Luis Pesqueira, Ishita Prasad, Edward Miller, Prince Gupta, Mingfei Yan, Richard Newcombe, Carl Ren, and Omkar M Parkhi. EgoBlur: Responsible innovation in Aria, 2023. 8
- [45] James M Rehg and Takeo Kanade. Visual tracking of high DoF articulated structures: an application to human hand tracking. In *ECCV*, 1994. 2
- [46] Lawrence G Roberts. *Machine perception of three-dimensional solids*. PhD thesis, Massachusetts Institute of Technology, 1963. 2
- [47] Javier Romero, Dimitrios Tzionas, and Michael J Black. Embodied hands: Modeling and capturing hands and bodies together. *TOG*, 2017. 1, 3, 4
- [48] Olga Russakovsky, Jia Deng, Hao Su, Jonathan Krause, Sanjeev Satheesh, Sean Ma, Zhiheng Huang, Andrej Karpathy, Aditya Khosla, Michael Bernstein, et al. Imagenet large scale visual recognition challenge. *IJCV*, 2015. 2
- [49] Daniel Scharstein and Richard Szeliski. A taxonomy and evaluation of dense two-frame stereo correspondence algorithms. *IJCV*, 2002. 2
- [50] Johannes L Schonberger and Jan-Michael Frahm. Structure-from-motion revisited. In *CVPR*, 2016. 4
- [51] Dandan Shan, Jiaqi Geng, Michelle Shu, and David F Fouhey. Understanding human hands in contact at internet scale. In *CVPR*, 2020. 2
- [52] Srinath Sridhar, Franziska Mueller, Michael Zollhöfer, Dan Casas, Antti Oulasvirta, and Christian Theobalt. Real-time joint tracking of a hand manipulating an object from RGB-D input. In *ECCV*, 2016. 3
- [53] Jiaming Sun, Zihao Wang, Siyu Zhang, Xingyi He, Hongcheng Zhao, Guofeng Zhang, and Xiaowei Zhou. OnePose: One-shot object pose estimation without cad models. In *CVPR*, 2022. 2, 4
- [54] Xiao Sun, Yichen Wei, Shuang Liang, Xiaoou Tang, and Jian Sun. Cascaded hand pose regression. In *CVPR*, 2015. 2
- [55] Martin Sundermeyer, Tomas Hodan, Yann Labbé, Gu Wang, Eric Brachmann, Bertram Drost, Carsten Rother, and Jiri Matas. BOP challenge 2022 on detection, segmentation and pose estimation of specific rigid objects. *CVPRW*, 2023. 2
- [56] Danhang Tang, Hyung Jin Chang, Alykhan Tejani, and Tae-Kyun Kim. Latent regression forest: Structured estimation of 3D articulated hand posture. In *CVPR*, 2014. 2
- [57] Jonathan Tompson, Murphy Stein, Yann Lecun, and Ken Perlin. Real-time continuous pose recovery of human hands using convolutional networks. *ToG*, 2014. 2
- [58] Dimitrios Tzionas, Luca Ballan, Abhilash Srikantha, Pablo Aponte, Marc Pollefeys, and Juergen Gall. Capturing hands in action using discriminative salient points and physics simulation. *IJCV*, 2016. 2
- [59] Pengyuan Wang, HyunJun Jung, Yitong Li, Siyuan Shen, Rahul Parthasarathy Srikanth, Lorenzo Garattoni, Sven Meier, Nassir Navab, and Benjamin Busam. Phocal: A multi-modal dataset for category-level object pose estimation with photometrically challenging objects. In *CVPR*, 2022. 2
- [60] Yu Xiang, Tanner Schmidt, Venkatraman Narayanan, and Dieter Fox. PoseCNN: A convolutional neural network for 6D object pose estimation in cluttered scenes. *RSS*, 2018. 2
- [61] Shanxin Yuan, Qi Ye, Guillermo Garcia-Hernando, and Tae-Kyun Kim. The 2017 HANDS in the million challenge on 3D hand pose estimation. *arXiv preprint arXiv:1707.02237*, 2017. 2
- [62] Jiawei Zhang, Jianbo Jiao, Mingliang Chen, Liangqiong Qu, Xiaobin Xu, and Qingxiong Yang. 3D hand pose tracking and estimation using stereo matching. *arXiv preprint arXiv:1610.07214*, 2016. 2
- [63] Lingzhi Zhang, Shenghao Zhou, Simon Stent, and Jianbo Shi. Fine-grained egocentric hand-object segmentation: Dataset, model, and applications. In *ECCV*, 2022. 2
- [64] Christian Zimmermann, Duygu Ceylan, Jimei Yang, Bryan Russell, Max Argus, and Thomas Brox. FreiHAND: A dataset for markerless capture of hand pose and shape from single RGB images. In *ICCV*, 2019. 2



Figure 6. Project Aria research glasses.

A. Aria glasses

Project Aria [11] is an egocentric recording device in glasses form-factor created by Meta. It is designed as a *research tool* for egocentric machine perception and contextualized AI research, and available to researchers across the world via projectaria.com.

A.1. Device and sensors

Project Aria is built to emulate future AR- or smart-glasses catering to machine perception and egocentric AI rather than human consumption. It is designed to be wearable for long periods of time without obstructing or impeding the wearer, allowing for natural motion even when performing highly dynamic activities – such as playing soccer or dancing. It has a total weight of 75g (compared to over 150g for a single GoPro camera), and fits just like a pair of glasses.

Further, the device integrates a rich sensor suite that is tightly calibrated and time-synchronized, capturing a broad range of modalities. For HOT3D, *recording profile 15* is used, which uses the following sensor configuration:

- **One rolling-shutter RGB camera** recording at 30 fps and 1408×1408 resolution. It is fitted with an F-Theta fisheye lens that covers a field of view of 110° .
 - **Two global-shutter monochrome cameras** recording at 30 fps and 640×480 resolution. They provide additional peripheral vision, and are fitted with F-Theta fisheye lenses that cover a field of view of 150° .
 - **Two monochrome eye-tracking cameras** recording at 10 fps and 320×240 resolution.
 - **Two IMUs** (800 Hz and 1000 Hz respectively), **a barometer** (50 fps) and **a magnetometer** (10 fps).
 - **GNSS and WiFi** scanning was disabled for HOT3D.
 - **Audio** recording was disabled for HOT3D for privacy reasons.
- All sensor streams come with metadata such as precise timestamps and per-frame exposure times, and are made available in raw form as part of HOT3D. For convenience, we also include curated clips that suit the needs of the BOP and Hand Tracking challenges.

A.2. Machine Perception Services (MPS)

Project Aria’s machine perception service (MPS) provides software building blocks that simplify leveraging the different modalities recorded. These functionalities are likely to be available as real-time, on-device capabilities in future AR- or smart-glasses. We use the following core functionalities currently offered by Project Aria, and include their raw output as part of the dataset. See [11] and the technical documentation³ for more details.

³https://facebookresearch.github.io/projectaria_tools/docs/intro

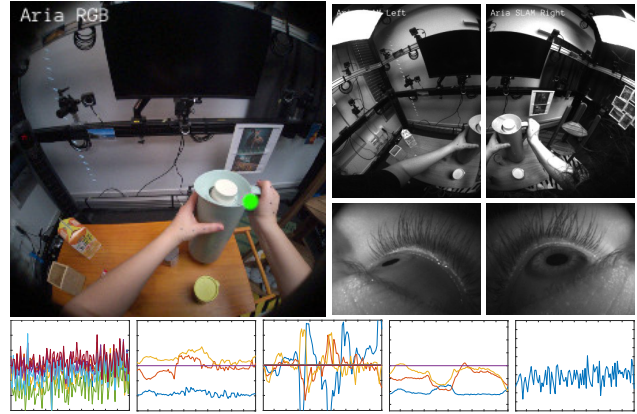


Figure 7. Sensor streams recorded by the Project Aria device. Top: RGB camera, left and right monochrome and eye cameras. Bottom: 10-second extracts from microphones, accelerometer, gyroscope, magnetometer and barometer respectively.

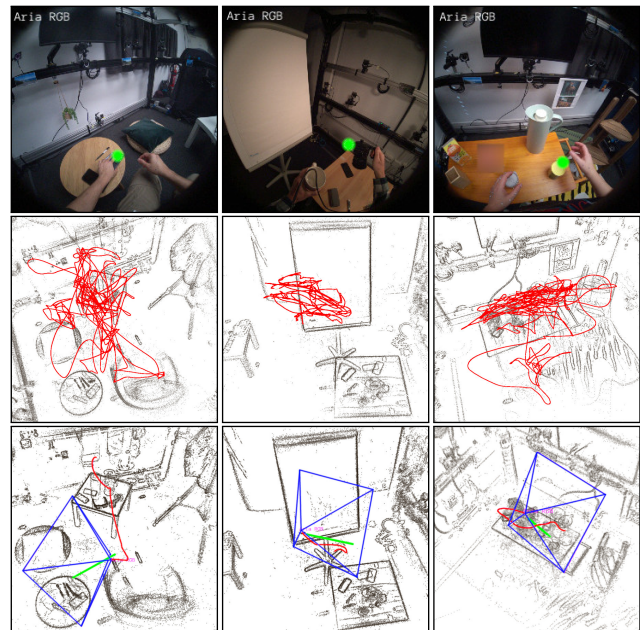


Figure 8. Aria MPS output. Shown is output for three recordings in a living room, office and kitchen scenario respectively (left to right). Top: RGB view and gaze (green dot). Middle: Point cloud and estimated egocentric camera trajectory for the full recording. Bottom: 3D view of a specific point in time, showing the RGB camera frustum (blue), gaze vector (green) and trajectory from the previous second (red).

Calibration. All sensors are intrinsically and extrinsically calibrated, and tiny deformations due to temperature changes or stress applied to the glasses frame are further corrected by time-varying online calibration from MPS.

Aria 6 DoF localization. Every recording is localized precisely and robustly in a common, metric, gravity-aligned coordinate frame, using a state-of-the-art VIO and SLAM algorithm. This provides millimeter-accurate 6DoF poses for every captured frame and high-frequency (1 kHz) motion in-between frames.

Eye gaze. The gaze direction of the user is estimated as two outward-facing rays anchored approximately at the wearer’s eyes, allowing to approximately estimate not only the direction the user is looking in, but also the depth their eyes are focused on. We use an optional eye gaze calibration procedure, where the mobile companion app directs the wearer to gaze at a pattern on the phone screen while performing specific head movements. This information was then used to generate a more accurate eye gaze direction, personalized to the particular wearer.

Point clouds. A 3D point cloud of static scene elements is triangulated from the moving Aria device, using photometric stereo over consecutive frames or left/right SLAM camera. Points are added causally over time, and will include points on any object that is observed while static for several seconds. The output contains both the 3D point clouds as well as the raw 2D observations of every point in the camera images it was triangulated from.

A.3. Processing summary

All Aria recordings are anonymized in a very first step, using the public EgoBlur [44] model and following Project Aria’s responsible innovation principles.

Then, the MPS pipeline is invoked for each full Aria recording, which are typically about 2 minutes long and include many instances of hand-object interactions with different objects. Next, we 7DoF-align the MPS output with the OptiTrack coordinate frame (App. C). In total, we have processed 199 Aria recordings with a total length of 391 minutes. See Sec. 3 for additional statistics.

A.4. Tools and ecosystem

Technical documentation and open-source tooling for Aria recordings and MPS output is available on GitHub⁴ and the associated documentation page⁵. It includes both python and C++ tools to convert, load, and visualize data; as well as sample code for common machine perception and 3D computer vision tasks.

B. Quest 3 headset

Quest 3 [36], shown in Fig. 9, is the latest production headset from Meta for virtual- and mixed-reality experiences. For the HOT3D data collection we used an internal developer version of the Quest 3 headset. This version has four global-shutter monochrome cameras with fisheye lenses, 1280x1024 px image resolution, 18 PPD (Pixels Per Degree), and recording at 30 fps. Two of the cameras are on the front side of the headset, roughly aligned with eyes, and two on the sides. HOT3D only includes images from the two front cameras as those capture the relevant scene part (the two side cameras are useful for applications like SLAM). Example images are in Fig. 10. Data from other sensors present in the consumer version of Quest 3, including a gyroscope and an accelerometer, were not recorded. The intrinsic and extrinsic parameters of the headset cameras were calibrated with a ChArUco board. Both the headset and the board were attached a set of optical markers and tracked by the



Figure 9. Meta Quest 3 headset for virtual and mixed reality.




Figure 10. Sample images from Quest 3. Shown are synchronized images from the two front Quest 3 cameras used for the HOT3D collection.

motion-capture system described in App. C, which allowed to estimate camera-to-headset transformations. At recording time, the headset pose was still tracked by the motion-capture system and used to calculate per-frame camera-to-world transformations.

C. Marker-based motion capture

The poses of hands and objects were tracked using optical markers attached on their surface. For both hands and objects we used 3 mm markers with an adhesive layer at their bottom. Such markers are small enough not to influence hand-object interactions. Each hand was attached 19 markers and each object around 10. The marker locations were then semi-automatically registered to

⁴https://github.com/facebookresearch/projectaria_tools

⁵https://facebookresearch.github.io/projectaria_tools/docs/intro

3D models of hands and objects obtained by custom 3D scanners.

At recording time, the optical markers were tracked by multiple infrared OptiTrack cameras attached on a rig shown in Fig 4. The intrinsic and extrinsic parameters of the infrared cameras were calibrated before every capturing session. Hand poses were calculated by fitting the participant’s UmeTrack hand model [23] to the tracked optical markers, as in [22]. Object poses were estimated by aligning the tracked markers to their registered 3D locations in the model coordinate frame. To achieve reliable tracking, it was important to ensure that the marker constellation on each object is sufficiently distinct. Data frames from different sources were synchronized with SMPTE timecode.

D. Object orientation statistics

When recording HOT3D, we asked subjects to naturally interact with the objects. Consequently, orientation distributions of the observed objects (Fig. 11) reveal clear object-specific pose biases, which may be useful as prior information at inference time (we see that the bowl tends to be seen upright, the birdhouse from the front and upright, *etc.*).

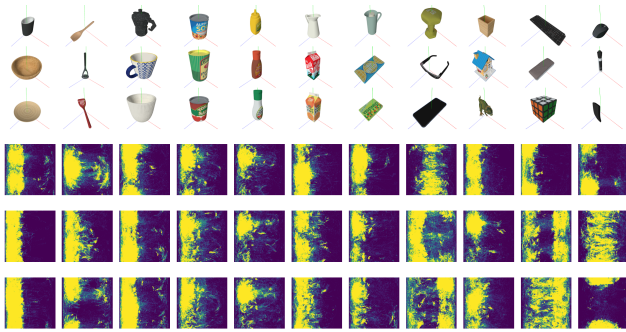


Figure 11. **Object orientation statistics.** Top: 3D object models in their canonical poses. Bottom: Distribution of azimuth and elevation angles under which the objects are observed across the dataset. The vertical axis is the azimuth angle $[0^\circ, 360^\circ]$ (angle along the green axis), and the horizontal axis is the elevation angle $[-90^\circ, 90^\circ]$ (angle w.r.t. the plane defined by the red and blue axes).