

---

# You are what you eat? Feeding foundation models a regionally diverse food dataset of World Wide Dishes

---

**Jabez Magomere\***  
Oxford Artificial  
Intelligence Society

**Shu Ishida\*†**  
Visual Geometry Group  
University of Oxford

**Tejumade Afonja**  
CISPA Helmholtz Center  
for Information Security  
AISaturdays Lagos

**Aya Salama**  
Microsoft

**Daniel Kochin**  
Oxford Artificial  
Intelligence Society

**Foutse Yuehgoh**  
Conservatoire National  
des Arts et Métiers

**Imane Hamzaoui**  
École nationale Supérieure  
d'Informatique Algiers

**Raesetje Sefala**  
McGill University  
Distributed Artificial Intelligence Research Institute

**Aisha Aalagib**  
Independent Researcher

**Elizaveta Semenova**  
Imperial College London

**Lauren Crais†**  
Faculty of Law, University of Oxford

**Siobhan Mackenzie Hall‡**  
University of Oxford

## Abstract

Foundation models are increasingly ubiquitous in our daily lives, used in everyday tasks such as text-image searches, interactions with chatbots, and content generation. As use increases, so does concern over the disparities in performance and fairness of these models for different people in different parts of the world. To assess these growing regional disparities, we present WORLD WIDE DISHES, a mixed text and image dataset consisting of 765 dishes, with dish names collected in 131 local languages. WORLD WIDE DISHES has been collected purely through human contribution and decentralised means, by creating a website widely distributed through social networks. Using the dataset, we demonstrate a novel means of operationalising capability and representational biases in foundation models such as language models and text-to-image generative models. We enrich these studies with a pilot community review to understand, from a first-person perspective, how these models generate images for people in five African countries and the United States. We find that these models generally do not produce quality text and image outputs of dishes specific to different regions. This is true even for the US, which is typically considered to be more well-resourced in training data—though the generation of US dishes does outperform that of the investigated African countries. The models demonstrate a propensity to produce outputs that are inaccurate as well as culturally misrepresentative, flattening, and insensitive. These failures in capability and representational bias have the potential to further reinforce stereotypes and disproportionately contribute to erasure based on region. The dataset and code are available at <https://github.com/oxai/world-wide-dishes/>.

---

\*joint first author.

†work done in affiliation with the Oxford Artificial Intelligence Society.

‡corresponding author: siobhan.hall@nds.ox.ac.uk.



Figure 1: The WORLD WIDE DISHES dataset contains 765 unique instances of dishes from around the world. This paper presents image generation analysis of dishes associated with the United States and five countries across Africa. The 1<sup>st</sup> row shows example images of the dishes from each country, and the 2<sup>nd</sup> through 4<sup>th</sup> rows show images generated by DALL-E 2, DALL-E 3, and Stable Diffusion v2.1, respectively. All models tend to mis-characterise the dishes. DALL-E 2 often outputs the incorrect dish; DALL-E 3 tends to exaggerate both visual and cultural stereotypes and to make images more cartoonish; and Stable Diffusion often generates incoherent images barely resembling food.

## 1 Introduction

Foundation models are increasingly ubiquitous in our daily lives, forming the underlying architecture for tasks such as Internet searches, image captioning, and generative AI use cases. This increasing access creates a reinforcement loop: our engagement with model outputs shapes our understanding of the world; this, in turn, reinforces internal representations present within the models, resulting in potentially damaging inductive biases. In this age of generative AI, we quite literally create representations of reality, and the scale at which this is done is alarming: millions of users create millions of images and text outputs *daily* [1, 2]. However, we also have increasing reports of disparities in these models’ performance, leading to issues of capability bias, fairness, and mis- and under-representation of certain identity groups [3, 4, 5, 6, 7, 8, 9]. These concerns are compounded by the known dangers of webscraping training data, which is not audited for either quality or toxicity [10] and known concerns about bias amplification in downstream models [11]. The vast scale and resources needed to train these models leads to increased centralisation of values and creates concretised snapshots of space and time [9, 12, 13]. These snapshots can contribute to the silencing and erasure of underrepresented groups in history [14], as well as reinforce harmful stereotypes that might otherwise naturally evolve through positive societal pressure and normative shifts.

Here we present WORLD WIDE DISHES (WWD), which seeks to assess these disparities through a decentralised data collection effort. We gather perspectives directly from people with a wide variety of backgrounds from around the globe with the aim of creating a dataset consisting of their own experiences of foods relevant to their cultural, national, or ethnic lives. Using the dataset as a foundational template, we can begin to understand how people in different parts of the world experience outputs from foundation models. Food, a necessary part of life, is an excellent proxy for culture. It is a marker of cultural belonging that creates a shared sense of community even far from home. Dishes and their traditions are shared across borders, carried around the world, held onto in times of occupation, and adapted in times of migration. Everybody eats, and every society has a

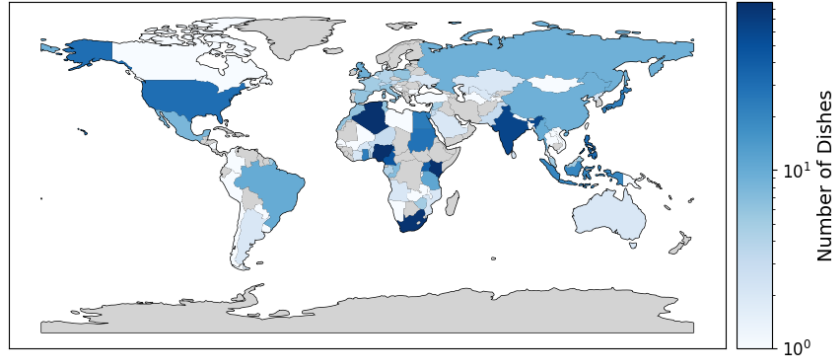


Figure 2: **Number of dishes by region.** The majority of dishes collected in the WORLD WIDE DISHES dataset are from the African region, with contributions spanning 6 continents. No dishes were received from Antarctica.

particular relationship to food. Such is the connection between food and culture that both food and its social rituals are recognised as forms of intangible cultural heritage under UNESCO’s [Convention for the Safeguarding of the Intangible Cultural Heritage](#). To that end, it is imperative that AI models be able to properly represent the dishes at the heart of the multitude of cultures that constitute the world. Additionally, accurate and fair performance can support many downstream applications centred on food, such as in travellers’ food recognition systems, particularly in regions of the world less familiar to them, or to help those researching the appearance of a dish they have never seen pictured.

In this work, we introduce the WWD dataset and our fully decentralised data collection protocol. We also explore how the dataset can be used to evaluate current state-of-the-art foundation models for capability and representation bias. Studies operationalising on social and representation bias have historically centred on using gender-occupation bias [4, 15] and/or skin tone [6]. To our knowledge, our approach of operationalising bias in a non-human setting is novel. The dataset is nuanced in its geographical diversity and its foundation in local expertise. We evaluate common knowledge reasoning in Large Language Models (LLMs) [16, 17, 18] and Vision-Language Models (VLMs) [19, 20] to look at common knowledge understanding and recognition of representational biases. We enrich the latter with community-based reviews of images generated using dishes from a subset of WWD to assess accuracy and cultural legitimacy in image generation. We compare 5 African countries and a test set of US dish images. The US is chosen as a baseline comparison as it is *generally* considered to be better resourced in training data [21, 22]. We find that the models do not produce accurate and fair representations of global dishes in text and image generation, with Africa disproportionately affected. The failure modes differ in problems, from content generation that is generalised and culturally non-specific to generation that produces false, inaccurate content and/or content that is culturally insensitive, misrepresentative, and at times, “off-putting”. Finally, we discuss the limitations of the data collection and ethical considerations related to the generation and use of visual content, despite non-valued and innocuous prompts.

## 2 WORLD WIDE DISHES dataset

The WWD dataset is a collection of 765 dishes, with dish names collected in 131 local languages. An overview of the number of dishes by region is available in Fig. 2 and App. D, and dishes by languages in App. D. This section outlines the data collection and data cleaning procedures in Sec. 2.1 as well as the dataset itself in Sec. 2.2.

### 2.1 Data collection procedure

**Decentralised data collection** The WWD data collection was designed to be fully decentralised by creating a website with an interactive form that could be widely distributed via social networks. The goal was to engage with volunteers who might not have the time and means to engage in lengthy data collection protocols, but who would be willing to share knowledge with the research community via an easily accessible form. We gamified the experience with a dish submission leaderboard to encourage continual engagement. To ensure that we could adequately explain the goals of the data collection and to achieve a seamless integration of the form with the leaderboard, we developed a custom

dynamic web platform for data collection, implemented with Django, JavaScript, and PostgreSQL.<sup>4</sup> The website was further designed to be accessible in regions with low internet connectivity, such as 2G mobile phone data. Using the questions outlined in App. B.1, we asked *contributors* to share information on dishes they consider closely connected to their own cultural, ethnic, regional, and/or national lives. We specifically engaged *community ambassadors* to help distribute the form through their social networks. Contributors were deemed the experts on their own cultures and therefore given the freedom to describe each dish as they chose and to provide associated information accordingly. This approach was motivated by the goal of developing a highly curated dataset informed by and infused with local expertise, rather than collecting this information in a top-down fashion. Ethics approval was obtained, all participants were 18 or older, and all gave informed consent.

**Data review, cleaning, and case study selection** Data were reviewed and cleaned by standardising data entries (e.g. ensuring comma separation). Duplicates within a country were merged where authors could use personal knowledge to do so. Submissions with French metadata were translated to English with machine translation (except for untranslatable dish names and ingredients) and confirmed by a team member. In consultation with community ambassadors, we uploaded additional images and/or image URLs with appropriate licences, accompanied by descriptive captions, for dish entries in the dataset.

## 2.2 The data

The following details the information provided by contributors in WWD. In some cases, the information was not known to the contributor, or was indicated optional to include during data collection, and therefore may be absent. These are marked with an \*. We provide tallies of the data based on the categories below are available in App. D.

- **Dish name:** Contributors provided the name of a dish they associate with their home(s) and culture(s).
- **Language:** The name of the dish is provided in the **local language** and a **language code** was assigned [23, 24]. If possible, an **English translation\*** or phonetic approximation is input.
- **Geographical association:** All dishes can be mapped onto multiple geographical scales: **continent**, **country**, and **region\***. Continents are defined by the seven continent model and cross-continental countries are accounted for. Countries are defined by the contributor, allowing for border and sovereignty disputes to be respected as well as geographical boundaries. Regions are defined as smaller areas located within a ‘country’.
- **Cultures\*:** If known, contributors listed the **culture(s)** associated with the dish.
- **Customs:** This category describes common practices surrounding the dish, including the **time of day** eaten, the **type of meal**, the **utensils\*** typically used, and, if applicable, any accompanying **drink\***. The **occasion\*** associated with the dish is described as regular or special, with specific details provided for the latter, when applicable.
- **Food details:** Contributors provided a list of necessary or typical **ingredients** for the dish, and where possible, a **recipe\*** hosted on a third-party site and/or **any other information\*** relevant to the dish.
- **Image details\*:** Where possible, participants shared a captioned **photograph** from their personal collection, giving consent for these to be used for research purposes. When available, there is an **image URL** pointing to a Creative Commons, royalty-free image with an accompanying caption. We have explicitly stated the cases where no such images are available *at all*. Criteria for inclusion of any images is outlined in App. C.

---

<sup>4</sup> The code for the data collection platform is open-sourced, along with code for data analysis and experiments.

Table 1: **Dataset comparison.** We compare multiple datasets to the WORLD WIDE DISHES dataset.

Dataset	Size	Image	Text	Diversity	Language	Food	Licence
Dollar Street [26]	38k	Y	N	Y	English	subset	Y
ImageNet [27]	1.28M	Y	N	Y	English	subset	Y
LAION [28]	400M	Y	N	Y	English	subset	Y
Food-101 [29]	101k	Y	Y	Y	English	Y	Y
Recipe1M+ [30]	13.74M+	Y	Y	Y	English	Y	Y
African Foods [31]	1754	Y	N	N	multi	Y	Y
World Wide Dishes	765	Y	Y	Y	multi	Y	Y

### 2.3 WORLD WIDE DISHES and related datasets

In addition to the large-scale internet datasets used to train large-scale foundation models (for example, LAION-5b) [25], there are datasets related to the scope of WWD. We detail the differences in Tab. 1 and outline relevant datasets below.

**Food-related datasets** The authors of [31] annotated images of 3 dishes, with community consultation, to increase the representation of Ghana and Cameroon. In Recipe1M+ [30], the authors web-scraped millions of images and recipes for cross-modal training. Food-101 [29] contains 101 food categories, with 101,000 images. Datasets such as Food-11 exist on Kaggle; however, these are limited to simple categories such as “bread” and “dairy” and do not categorise according to region.

**Regional diversity** Dollar Street [26] contains 38,479 images of 289 household items, including groceries, from 63 countries. SeeGULL [32] is a text dataset documenting multilingual stereotypes across 20 countries. The stereotypes were created with LLMs and then validated by culturally situated annotators. ViSAGE [33] builds on [32] by using human annotators from different geographical origin identities to determine which of the stereotypes might be visually present in images generated with Stable Diffusion v1-4, and if any default representations exist for the 135 nationalities investigated.

**Community-based data collection** The AYA dataset [23] focussed on community-based data collection to acquire fine-grain local knowledge for a multilingual *text* dataset, which includes food-related data (such as translated recipes). Similar community-based research efforts which engaged closely with local expertise on the African continent to develop text and speech datasets have come from Masakhane, such as the work in [34, 35, 36], as well as [37] from AISaturdaysLagos.

## 3 Applications of WORLD WIDE DISHES in understanding capacities and representations of regional diversity

In the following section, we introduce exploratory methods to evaluate a model’s potential regional disparities in capability and representation bias. Using WWD as a foundational template for user experience, we demonstrate disparities in performance of common knowledge understanding in LLMs. We further investigate disparities in image generation, by assessing a VLM’s propensity to associate food from different regions with positive and negative descriptors, as well as investigate the use of VQA models to identify visual biases. We enrich these evaluations with community-based review of the generated images.

### 3.1 Evaluating common knowledge understanding in LLMs

**Experiments** Since our dataset contains key information about a global set of dishes, as outlined in Sec. 2.2, this may be used to probe LLMs to test their understanding of cuisines. We conducted experiments by querying OpenAI GPT 3.5 Turbo [38], Llama 3 (8B), and Llama 3 (70B) [18] to predict the following properties:

- (i) Given a **local dish name**, predict the **country** of origin.
- (ii) Given a **local dish name** and **country**, make a multiple-choice prediction of **time of day** eaten, **type of meal**, and the **utensils** typically used.
- (iii) Given a **local dish name** and **country**, predict a list of **ingredients** for the dish.

Table 2: **LLM evaluation.** Capabilities of LLMs to predict information on dishes across continents for food items in WWD. The performance metric is accuracy for the “Country” row and Intersect over Union (IoU) of multiple choice predictions against a list of ground truth for the rest. Scores are in the range of 0–1 and are averaged continent-wise. **Red** indicates the lowest continent score out of all the continents, indicating the LLMs’ lack of knowledge of dishes associated with regions within this continent.

<b>Continent</b>		Africa	Asia	Europe	North America	Oceania	South America
Dish count		512	172	58	39	3	11
<b>Country</b>	GPT 3.5	<b>0.61</b>	0.96	0.91	0.93	1.00	0.98
	Llama 3-8B	<b>0.45</b>	0.93	0.87	0.85	0.93	0.98
	Llama 3-70B	<b>0.50</b>	0.92	0.79	0.87	1.00	0.91
<b>Time of day</b>	GPT 3.5	0.51	0.52	0.58	0.55	0.55	<b>0.49</b>
	Llama 3-8B	<b>0.42</b>	0.44	0.44	0.44	0.62	0.43
	Llama 3-70B	<b>0.45</b>	0.49	0.49	0.50	0.75	0.49
<b>Type of meal</b>	GPT 3.5	<b>0.40</b>	0.46	0.57	0.52	0.42	0.49
	Llama 3-8B	<b>0.30</b>	0.36	0.35	0.52	0.52	0.44
	Llama 3-70B	<b>0.37</b>	0.45	0.43	0.52	1.00	0.58
<b>Utensils</b>	GPT 3.5	0.47	0.70	0.80	0.72	<b>0.27</b>	0.65
	Llama 3-8B	0.33	0.58	0.53	0.49	<b>0.20</b>	0.34
	Llama 3-70B	<b>0.46</b>	0.64	0.72	0.68	0.50	0.62
<b>Ingredients</b>	GPT 3.5	0.34	0.40	<b>0.32</b>	0.41	0.42	0.46
	Llama 3-8B	0.30	0.30	0.31	0.39	<b>0.27</b>	0.36
	Llama 3-70B	<b>0.33</b>	0.38	0.34	0.40	0.50	0.38

**Evaluation** Each of the LLMs is queried for each dish for tasks (i)-(iii).<sup>5</sup> The model predictions are first sanitised (e.g. in a Python-like list format for ingredients), and then evaluated against the submitted responses in the dataset. For instance, in (i) the column `countries` in the WWD dataset contains a list of countries where this dish is present. We check whether the `country` predicted by an LLM is contained in the list of countries from the dataset for each of the 5 generations and for every dish. The accuracies for each response category are computed separately for each continent. To evaluate tasks (ii) and (iii) we chose the *Intersection over Union* (IoU) metric calculated as the ratio of the overlap between the list predicted by an LLM and the submitted value to the volume of their union. App. E.1 contains more details of the prompts used as well as the sanitisation process of the LLM predictions. The compute requirements are detailed in App. I.

Evaluation results of LLMs are presented in Table 2. For all the indicators and LLM models, there was a tendency for LLMs to score lower for dishes from the African continent compared to dishes from other continents. For the utensils indicator, dishes from Oceania also scored low. While the results for Oceania may be due to the small sample size of dishes, the LLMs’ lower prediction scores for African dishes is a clear demonstration of capability bias in the models. During the evaluation process, we discovered that for certain dishes in the WWD dataset, the LLM suggests that the dish is a fictional or made-up dish. This was most prominent in dishes of African origin, but was also observed in dishes from other continents, including North America. This is problematic, since the dishes included in WWD are real dishes verified by contributors. In App. E.2 we include an analysis of the different failure modes of LLMs.

### 3.2 Evaluating generated images with VLMs and community-based review

#### 3.2.1 Generating dish images using WWD submissions

In order to perform the following experiments, we used 3 text-to-image (T2I) models, namely DALL-E 2 [39], DALL-E 3 [40], and Stable Diffusion v2.1 [41], to generate images using the contributor-submitted dish names. The DALL-E models were used for their availability through free and commercial licences from OpenAI, and Stable Diffusion for its ease of access in academic research. The goal was to compare their image-generation capabilities as well as any inherent representational biases they might exhibit. The prompt template used for im-

<sup>5</sup> 5 seeds for GPT 3.5 and Llama 3 (8B). Llama 3 (70B) is on 1 seed due to inference time constraints.

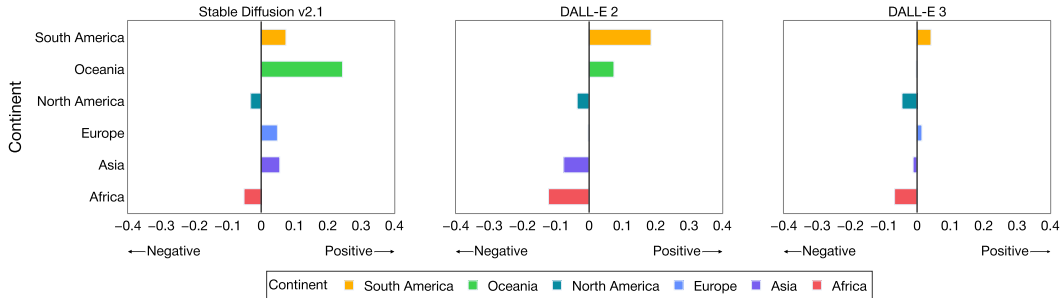


Figure 3: **Food style associations.** Generated dish images from Africa and North America are more frequently associated with **negative** food style descriptors (e.g. *cheap, weird, greasy, budget*) across all T2I models, as compared to **positive** descriptors (e.g. *fine dining, high end, fancy, authentic*). Images from Asia show a stronger association with **negative** descriptors, but this is observed only in DALLE-2 and DALLE-3.

age generation is as follows: “Generate a photograph of food from **country** called **local dish name**. The food should be served, ready to be eaten.” This single prompt template was chosen to emulate an average user’s experience without prompt overfitting. The models were prompted with 5 seeds. The compute requirements are detailed in App. I.

### 3.2.2 Evaluating representational biases in generated food images using VLMs

We investigate the extent to which each continent’s generated dish images are positively or negatively associated with 3 characteristic groups: **presentation, style** and **taste**. Each group contains positive and negative adjectives that describe food. See App. F for the descriptors. The compute requirements for the following experiments are detailed in App. I.

**Weighted cosine similarity** We use a CLIP [19] model to obtain text embeddings for each descriptor using the caption: “A photo of {descriptor} food” and image embeddings for each generated dish image. We measure the distance between the image and descriptor embedding using cosine similarity. We calculate a weighted descriptor group score for each generated image by multiplying the cosine similarity with a descriptor’s weight and averaging the scores by the total number of positive or negative descriptors in each group. Positive and negative descriptors are weighted +1 and -1, respectively. The overall descriptor group score is calculated by subtracting the negative weighted score from the positive weighted score and then normalising it to a value between -1 and 1. Descriptor scores closer to 1 signify an image has a stronger association with the positive descriptors, while values closer to -1 indicate a stronger association with the negative descriptors. Given the varying contributions by region, we average the scores for all dish images within each continent separately for each model to show the continent’s overall association with positive or negative descriptors. We find all 3 models generate images that associate the African and North American continents with negative food style descriptors, and South America and Oceania are either neutrally or positively perceived (see Fig. 3). To further explore this representational bias, we reduced the complexity of the task and gave the models more freedom to generate images of food with an unspecified prompt: given a **country**, the models were prompted to generate 5 images of food from each region in the dataset without specifying a dish name. We found that the negative associations of the generated images from Africa and North America were amplified and the resulting plots are available in App. F.2.

**Uncovering food stereotypes using Visual Question Answering (VQA)** We explore the use of state-of-the-art VQA models for the task of identifying food-related stereotypes by prompting the model with multiple-choice questions to identify visual elements that could reveal stereotyped generalisations within generated images. The specific questions and answers are detailed in App. G and were designed to match the community review pilot study to determine usefulness of the VQA approach. The VQA model processes each generated dish image along with its corresponding question and selects an answer from the given choices. We analyse the distribution of responses for dish images generated for different regions and plot the proportion of images with the same response to assess the severity of food stereotypes. We use Llava-v1.6-34b [20, 42] as the default VQA model due to its superior performance in initial experiments compared to other models. Fig. 4 shows an example of a stereotype uncovered using VQA probes, showing that all T2I models default to using ceramic plates as the dish plate material. We provide the list of other stereotype examples in App. G.

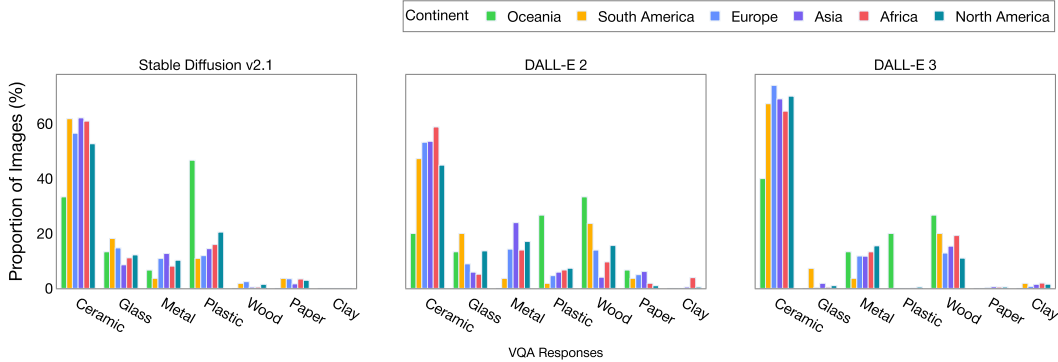


Figure 4: **What material is the dish or plate in the image most likely made of?** Across all T2I models, generated dish images are most frequently depicted with plates made of ceramic which may not accurately reflect the diversity of plate materials used across the different continents.

### 3.3 Community feedback on images generated using WORLD WIDE DISHES instances

WWD focusses on understanding disparities in performance for users based on their geographical origins and cultural identities. To that end, the generated dish images were reviewed in a qualitative pilot study. We selected 30 dishes from 5 geographically spread African countries (Algeria, Cameroon, Nigeria, Kenya, and South Africa) as these are historically under-resourced regions in training datasets [36, 43] and we had high community ambassador engagement. Historically well-resourced, the US was selected as a baseline, and an additional test suite was curated for regional parity.<sup>6</sup> All community ambassadors who consented to receive credit are acknowledged in App. A.1. This image review was solely for analysis; feedback gathered does not form part of the WWD dataset. The questions used to facilitate the image review pilot study are detailed in App. B.2. They were designed to elicit feedback on the image quality and accuracy of each generation as well as to encourage comments on any visual stereotypes or patterns present. Given that this was a pilot study and not an annotation exercise, we did not enforce strict goals and the results represent an average across the reviews received. However, each generated image was reviewed at least once by a community ambassador, and an image rota was set up for reviewers to work within each community ambassador’s capacity. For safety reasons—to avoid the misuse of the images in training—only the text responses to the images are released on GitHub for transparency.

Table 3: **Quality and accuracy of the generated images by country.** % **Food generated** indicates whether food was present in the generated image and % **Correct food** indicates the accuracy of the generation. % **Image quality** refers to the subjective report of the clarity and recognisability of the image. Food generation results ranged from only 59.1% to 95.3% for the five African countries.

Country	% Food generated			% Correct food			% Image quality		
	DALL-E 2	DALL-E 3	SD v2.1	DALL-E 2	DALL-E 3	SD v2.1	DALL-E 2	DALL-E 3	SD v2.1
Algeria	0.767	0.931	0.528	0.038	0.201	0.024	0.874	1.000	0.410
Cameroon	0.773	0.947	0.866	0.190	0.146	0.030	0.977	<b>0.996</b>	<b>0.991</b>
Kenya	0.883	0.814	0.700	0.228	0.393	0.162	0.793	0.993	0.469
Nigeria	0.822	0.953	0.668	0.180	0.156	0.044	0.656	0.589	0.350
South Africa	0.930	0.811	0.591	0.315	0.545	0.161	<b>0.980</b>	0.845	0.365
United States	<b>1.000</b>	<b>1.000</b>	<b>0.940</b>	<b>0.770</b>	<b>0.820</b>	<b>0.438</b>	0.633	0.970	0.410

**Qualitative and quantitative findings** This pilot study highlighted regional disparities in capability and representation bias. Capability bias is investigated by reviewing the quality of generated images (see Tab. 3). We find that the models consistently generate outputs better for the US. DALL-E 3 consistently outperforms the other models for food accuracy and image quality. Stable Diffusion has the worst performance. The correct food was generated less than 50% of the time in the African countries, as compared to in the US (DALL-E 2 and 3). Qualitatively, we identify that the failures in

<sup>6</sup> This curated test set is available on GitHub and is released separately to the WWD dataset.



the US images relate more to a lack of diversity in the generated backgrounds (almost exclusively wooden). In the 5 African countries, however, we find that the generated images raise a number of concerns in terms of cultural flattening, insensitivity, and misrepresentation with repeated generation of rusty plates and/or culturally unspecific “African” designs on *ceramic* crockery which do not reflect changing cultural norms or a sense of modernity within these regions. Further, despite the innocuous prompts, images of foods described as gross and nauseating are generated in all countries, with the highest proportion in Nigeria (see App. H). This reinforces the findings of both the CLIP experiments, which demonstrate an over-association of negative descriptors with generated images of food from the African region, as well as confirms the VQA as a potentially useful tool for identifying stereotypes at scale, with the over-representation of ceramic pots confirmed qualitatively (see Sec. 3.2.2). Our pilot study findings are further detailed in App. H, and these emphasise the need for more fair, non-exploitative, and representative human-in-the-loop feedback at scale to address these issues.

## 4 Food for thought

WORLD WIDE DISHES introduces a decentralised data collection method that focusses on local expertise in developing a regionally diverse dataset about food. This decentralised method attempts to lower the barriers and burdens for contributions to a dataset and, as such, ensure increased representation. We demonstrate that WWD can be used to operationalise evaluation in a non-human setting, giving novel insights into regional disparities in capability and representational biases. We find that the models do not necessarily perform well globally, but the failure modes are disproportionately worse and more problematic in the African regions. This is concerning for the potential to further ingrain “frozen-in-time” moments and contribute to systematic cultural flattening and erasure of these diverse regions.

**Limitations** Our results for all experiments rely on content generated with a single prompt template. However, we consider prompt engineering beyond the scope of this work which primarily focusses on evaluating performance for the *average, downstream* user who may not necessarily employ prompt fine-tuning techniques. Further, due to the convenience sampling and expensive nature of the data collection, WWD is considerably smaller and more skewed according to region compared to SOTA training datasets. However, our dataset is still important for its basis in local expertise. We determined webscraping cannot capture the authenticity and nuance of cultural customs be accounted for without extensive community consultation. Finally, we acknowledge the limitation of stacking biases. While this paper is focussed on assessing capability and social representational bias in SOTA foundation models, we need to address potential sources of bias in the pipeline, such as models being used to assess other models without stringent testing of the former’s own biases, as well as author positionality. Importantly, we do not claim to represent the full diversity of the regions with which we identify and the regions presented in this work.

**Ethical considerations** Dishes from Sudan, the Virgin Islands, Eritrea, and Crimea as well as dishes with names that are legitimate in their local languages, but have problematic English homophones, were not generated by DALL-E. One example is *maharagwe ya nazi*, a common dish in the Kenyan and Tanzanian regions consisting of kidney beans in coconut milk. These could be considered unhelpful exaggerated safety measures [44] that negatively affect a person’s access to these models based on region. Surprisingly, some images generated using WWD dish names resulted in outputs that were described as “disturbing” and “gross”, despite innocuous prompts. Once discovered, support and trigger warnings were provided for all reviewers.

## 5 Conclusion

We introduce the WORLD WIDE DISHES dataset, which contains 765 dishes with dish names collected in 131 local languages. Using the dataset, we present novel ways for operationalising social and representational bias by evaluating the outputs of LLMs and T2I models. We find that the generation of text and images yields both capability bias and representational bias based on region. Through a detailed comparison of the US and 5 African countries, we find that while the model does underperform for the US, the failure modes in the African countries are disproportionately worse and contribute to cultural erasure and misrepresentation. We hope this work inspires further operationalisation of bias in non-human domains so that future downstream harms and negative biases can be mitigated at different stages of the AI pipeline, from data collection to evaluation.

## Acknowledgements and Disclosure of Funding

The authors would like to thank the following people for their feedback and insight during the development of WORLD WIDE DISHES: Aleksander Shtedritski, Laura Weidinger, Fernanda Gonçalves Abrantes, Kavengi Kitonga, and Avishkar Bhoopchand. We also acknowledge the significant contribution of those who contributed local expertise to the development of WORLD WIDE DISHES and the analyses we present here. We acknowledge these contributions in App. A. This work has been supported by the Oxford Artificial Intelligence student society. SI was funded by the Ezoe Memorial Recruit Foundation until March 2024. TA is partially supported by ELSA – European Lighthouse on Secure and Safe AI funded by the European Union under grant agreement No. 101070617. ES acknowledges being supported in part by the AI2050 program at Schmidt Sciences (Grant [G-22-64476]). For computing resources, the authors are grateful for support from the OpenAI API Researcher Access Programme, as well as from Jonathan Caton and the Google Cloud and Google’s Compute for Underrepresented Researchers Programme.

## References

- [1] OpenAI. DALL-E now available without waitlist, September 2022. Accessed: 2024-05-28.
- [2] Bloomberg News. Digital media firm stability ai raises funds at \$1 billion value, October 2022. Accessed: 2024-05-28.
- [3] Hugo Berg, Siobhan Mackenzie Hall, Yash Bhargat, Wonsuk Yang, Hannah Rose Kirk, Aleksandar Shtedritski, and Max Bain. A prompt array keeps the bias away: Debiasing vision-language models with adversarial learning. *arXiv preprint arXiv:2203.11933*, 2022.
- [4] Siobhan Mackenzie Hall, Fernanda Gonçalves Abrantes, Hanwen Zhu, Grace Sodunke, Aleksandar Shtedritski, and Hannah Rose Kirk. Visogender: A dataset for benchmarking gender bias in image-text pronoun resolution. *Advances in Neural Information Processing Systems*, 36, 2024.
- [5] Ben Hutchinson, Jason Baldridge, and Vinodkumar Prabhakaran. Underspecification in scene description-to-depiction tasks. *arXiv preprint arXiv:2210.05815*, 2022.
- [6] Alexandra Sasha Luccioni, Christopher Akiki, Margaret Mitchell, and Yacine Jernite. Stable bias: Analyzing societal representations in diffusion models. *arXiv preprint arXiv:2303.11408*, 2023.
- [7] Federico Bianchi, Pratyusha Kalluri, Esin Durmus, Faisal Ladhak, Myra Cheng, Debora Nozza, Tatsunori Hashimoto, Dan Jurafsky, James Zou, and Aylin Caliskan. Easily accessible text-to-image generation amplifies demographic stereotypes at large scale. In *Proceedings of the 2023 ACM Conference on Fairness, Accountability, and Transparency*, pages 1493–1504, 2023.
- [8] Angéline Pouget, Lucas Beyer, Emanuele Bugliarello, Xiao Wang, Andreas Peter Steiner, Xiaohua Zhai, and Ibrahim Alabdulmohsin. No filter: Cultural and socioeconomic diversity in contrastive vision-language models. *arXiv preprint arXiv:2405.13777*, 2024.
- [9] Terrance De Vries, Ishan Misra, Changhan Wang, and Laurens Van der Maaten. Does object recognition work for everyone? In *Proceedings of the IEEE/CVF conference on computer vision and pattern recognition workshops*, pages 52–59, 2019.
- [10] Abeba Birhane, Vinay Uday Prabhu, and Emmanuel Kahembwe. Multimodal datasets: misogyny, pornography, and malignant stereotypes. *arXiv preprint arXiv:2110.01963*, 2021.
- [11] Melissa Hall, Laurens van der Maaten, Laura Gustafson, Maxwell Jones, and Aaron Adcock. A systematic study of bias amplification. *arXiv preprint arXiv:2201.11706*, 2022.
- [12] Laura Weidinger, John Mellor, Maribeth Rauh, Conor Griffin, Jonathan Uesato, Po-Sen Huang, Myra Cheng, Mia Glaese, Borja Balle, Atoosa Kasirzadeh, et al. Ethical and social risks of harm from language models. *arXiv preprint arXiv:2112.04359*, 2021.
- [13] Shreya Shankar, Yoni Halpern, Eric Breck, James Atwood, Jimbo Wilson, and D Sculley. No classification without representation: Assessing geodiversity issues in open data sets for the developing world. *arXiv preprint arXiv:1711.08536*, 2017.
- [14] Rodney GS Carter. Of things said and unsaid: Power, archival silences, and power in silence. *Archivaria*, pages 215–233, 2006.

- [15] Rachel Rudinger, Jason Naradowsky, Brian Leonard, and Benjamin Van Durme. Gender bias in coreference resolution. *arXiv preprint arXiv:1804.09301*, 2018.
- [16] Tom Brown, Benjamin Mann, Nick Ryder, Melanie Subbiah, Jared D Kaplan, Prafulla Dhariwal, Arvind Neelakantan, Pranav Shyam, Girish Sastry, Amanda Askell, Sandhini Agarwal, Ariel Herbert-Voss, Gretchen Krueger, Tom Henighan, Rewon Child, Aditya Ramesh, Daniel Ziegler, Jeffrey Wu, Clemens Winter, Chris Hesse, Mark Chen, Eric Sigler, Mateusz Litwin, Scott Gray, Benjamin Chess, Jack Clark, Christopher Berner, Sam McCandlish, Alec Radford, Ilya Sutskever, and Dario Amodei. Language models are few-shot learners. In H. Larochelle, M. Ranzato, R. Hadsell, M.F. Balcan, and H. Lin, editors, *Advances in Neural Information Processing Systems*, volume 33, pages 1877–1901. Curran Associates, Inc., 2020.
- [17] OpenAI. Gpt-4 technical report, 2023.
- [18] Meta AI. Introducing meta llama 3: The most capable openly available llm to date. <https://ai.meta.com/blog/meta-llama-3/>, 2024.
- [19] Alec Radford, Jong Wook Kim, Chris Hallacy, Aditya Ramesh, Gabriel Goh, Sandhini Agarwal, Girish Sastry, Amanda Askell, Pamela Mishkin, Jack Clark, et al. Learning transferable visual models from natural language supervision. In *International conference on machine learning*, pages 8748–8763. PMLR, 2021.
- [20] Haotian Liu, Chunyuan Li, Qingyang Wu, and Yong Jae Lee. Visual instruction tuning. *Advances in neural information processing systems*, 36, 2024.
- [21] CompaniesMarketCap. Largest internet companies by market cap, June 2024. Accessed: 2024-06-04.
- [22] Daniel Hershcovich and Laura Cabello. Chatgpt promotes american norms and values, July 2023. University of Copenhagen.
- [23] Shivalika Singh, Freddie Vargus, Daniel D’souza, Börje F Karlsson, Abinaya Mahendiran, Wei-Yin Ko, Herumb Shandilya, Jay Patel, Deividas Mataciunas, Laura O’Mahony, et al. Aya dataset: An open-access collection for multilingual instruction tuning. *arXiv preprint arXiv:2402.06619*, 2024.
- [24] Library of Congress. Alpha-3 codes arranged alphabetically by english name of language—codes for the representation of names of languages. [https://www.loc.gov/standards/iso639-2/php/English\\_list.php](https://www.loc.gov/standards/iso639-2/php/English_list.php), 2024. Accessed: 2024-05-28.
- [25] Christoph Schuhmann, Romain Beaumont, Richard Vencu, Cade Gordon, Ross Wightman, Mehdi Cherti, Theo Coombes, Aarush Katta, Clayton Mullis, Mitchell Wortsman, et al. Laion-5b: An open large-scale dataset for training next generation image-text models. *Advances in Neural Information Processing Systems*, 35:25278–25294, 2022.
- [26] William Gaviria Rojas, Sudnya Diamos, Keertan Kini, David Kanter, Vijay Janapa Reddi, and Cody Coleman. The dollar street dataset: Images representing the geographic and socioeconomic diversity of the world. *Advances in Neural Information Processing Systems*, 35:12979–12990, 2022.
- [27] Jia Deng, Wei Dong, Richard Socher, Li-Jia Li, Kai Li, and Li Fei-Fei. Imagenet: A large-scale hierarchical image database. In *2009 IEEE Conference on Computer Vision and Pattern Recognition*, pages 248–255. IEEE, 2009.
- [28] Christoph Schuhmann, Richard Vencu, Romain Beaumont, Robert Kaczmarczyk, Clayton Mullis, Aarush Katta, Theo Coombes, Jenia Jitsev, and Aran Komatsuzaki. Laion-400m: Open dataset of clip-filtered 400 million image-text pairs. *arXiv preprint arXiv:2111.02114*, 2021.
- [29] Lukas Bossard, Matthieu Guillaumin, and Luc Van Gool. Food-101—mining discriminative components with random forests. In *Computer Vision—ECCV 2014: 13th European Conference, Zurich, Switzerland, September 6-12, 2014, Proceedings, Part VI 13*, pages 446–461. Springer, 2014.
- [30] Javier Marin, Aritro Biswas, Ferda Ofli, Nicholas Hynes, Amaia Salvador, Yusuf Aytar, Ingmar Weber, and Antonio Torralba. Recipe1m+: a dataset for learning cross-modal embeddings for cooking recipes and food images. *arXiv preprint arXiv:1810.06553*, 2018.
- [31] Grace Ataguba, Rock Ezekiel, James Daniel, Emeka Ogbuju, and Rita Orji. African foods for deep learning-based food recognition systems dataset. *Data in Brief*, 53:110092, 2024.
- [32] Mukul Bhutani, Kevin Robinson, Vinodkumar Prabhakaran, Shachi Dave, and Sunipa Dev. Seegull multilingual: a dataset of geo-culturally situated stereotypes. *arXiv preprint arXiv:2403.05696*, 2024.

- [33] Akshita Jha, Vinodkumar Prabhakaran, Remi Denton, Sarah Laszlo, Shachi Dave, Rida Qadri, Chandan K Reddy, and Sunipa Dev. Beyond the surface: A global-scale analysis of visual stereotypes in text-to-image generation. *arXiv preprint arXiv:2401.06310*, 2024.
- [34] Shamsuddeen Hassan Muhammad, Idris Abdulmumin, Abinew Ali Ayele, Nedjma Ousidhoum, David Ifeoluwa Adelani, Seid Muhie Yimam, Ibrahim Sa'id Ahmad, Meriem Beloucif, Saif M Mohammad, Sebastian Ruder, et al. Afrisenti: A twitter sentiment analysis benchmark for african languages. *arXiv preprint arXiv:2302.08956*, 2023.
- [35] Odunayo Ogundepo, Tajuddeen R Gwadabe, Clara E Rivera, Jonathan H Clark, Sebastian Ruder, David Ifeoluwa Adelani, Bonaventure FP Dossou, Abdou Aziz Diop, Claytone Sikasote, Gilles Hacheme, et al. Afriqa: Cross-lingual open-retrieval question answering for african languages. *arXiv preprint arXiv:2305.06897*, 2023.
- [36] David Ifeoluwa Adelani, Jade Abbott, Graham Neubig, Daniel D'souza, Julia Kreutzer, Constantine Lignos, Chester Palen-Michel, Happy Buzaaba, Shruti Rijhwani, Sebastian Ruder, et al. Masakhaner: Named entity recognition for african languages. *Transactions of the Association for Computational Linguistics*, 9:1116–1131, 2021.
- [37] Tejumade Afonja, Clinton Mbataku, Ademola Malomo, Olumide Okubadejo, Lawrence Francis, Munachiso Nwadike, and Iroro Orife. Sautidb: Nigerian accent dataset collection, 2021.
- [38] OpenAI. Chatgpt. <https://openai.com/blog/chatgpt>, 2022.
- [39] Aditya Ramesh, Prafulla Dhariwal, Alex Nichol, Casey Chu, and Mark Chen. Hierarchical text-conditional image generation with clip latents. *arXiv preprint arXiv:2204.06125*, 1(2):3, 2022.
- [40] James Betker, Gabriel Goh, Li Jing, Tim Brooks, Jianfeng Wang, Linjie Li, Long Ouyang, Juntang Zhuang, Joyce Lee, Yufei Guo, et al. Improving image generation with better captions. *Computer Science*. <https://cdn.openai.com/papers/dall-e-3.pdf>, 2(3):8, 2023.
- [41] Robin Rombach, Andreas Blattmann, Dominik Lorenz, Patrick Esser, and Björn Ommer. High-resolution image synthesis with latent diffusion models. In *Proceedings of the IEEE/CVF conference on computer vision and pattern recognition*, pages 10684–10695, 2022.
- [42] Haotian Liu, Chunyuan Li, Yuheng Li, and Yong Jae Lee. Improved baselines with visual instruction tuning. In *NeurIPS 2023 Workshop on Instruction Tuning and Instruction Following*, 2023.
- [43] Athula Sumathipala, Sisira Siribaddana, and Vikram Patel. Under-representation of developing countries in the research literature: ethical issues arising from a survey of five leading medical journals. *BMC medical ethics*, 5:1–6, 2004.
- [44] Paul Röttger, Hannah Rose Kirk, Bertie Vidgen, Giuseppe Attanasio, Federico Bianchi, and Dirk Hovy. Xstest: A test suite for identifying exaggerated safety behaviours in large language models. *arXiv preprint arXiv:2308.01263*, 2023.
- [45] Lianmin Zheng, Liangsheng Yin, Zhiqiang Xie, Jeff Huang, Chuyue Sun, Cody Hao Yu, Shiyi Cao, Christos Kozyrakis, Ion Stoica, Joseph E. Gonzalez, Clark Barrett, and Ying Sheng. Efficiently programming large language models using slang, 2023.

# Appendix

## Contents

<b>A</b>	<b>Contributors to the dataset</b>	<b>14</b>
<b>B</b>	<b>WORLD WIDE DISHES data collection</b>	<b>15</b>
<b>C</b>	<b>WORLD WIDE DISHES image criteria</b>	<b>18</b>
<b>D</b>	<b>WORLD WIDE DISHES data tallies</b>	<b>19</b>
<b>E</b>	<b>LLM experiment details</b>	<b>23</b>
<b>F</b>	<b>Further exploration of representational biases using CLIP and unspecified prompts to generate food from the different continents</b>	<b>26</b>
<b>G</b>	<b>VQA prompts and answers and findings</b>	<b>29</b>
<b>H</b>	<b>Pilot study: Community review of generated images reveals cultural flattening, insensitivity, and non-specificity, as well as problematic outputs</b>	<b>34</b>
<b>I</b>	<b>Compute requirements</b>	<b>39</b>
<b>J</b>	<b>Terms of use, licensing and maintenance</b>	<b>40</b>
<b>K</b>	<b>Croissant metadata for WORLD WIDE DISHES</b>	<b>40</b>
<b>L</b>	<b>Datasheet for WORLD WIDE DISHES</b>	<b>40</b>
<b>M</b>	<b>Author statement of responsibility</b>	<b>46</b>

## A Contributors to the dataset

The WORLD WIDE DISHES dataset is the product of committed contributors and community ambassadors who were open and willing to share experience and knowledge close to their homes and cultures, and our dataset would not exist without them. This data belongs to those who added to it, and we believe this recognition is paramount. Not all of our participants agreed to be recognised in print; all names below have been included with express permission.

### A.1 Distinguished contributors

This section is dedicated to our community ambassadors, who demonstrated significant and extraordinary commitment to the project, involving time, energy, and—most importantly—cultural expertise.

<i>Albert Njoroge</i>	<i>Djenki Amina</i>	<i>Kavengi Kitonga</i>	<i>Robert Bork III</i>
<i>Kahira</i>	<i>Eliette Mbida</i>	<i>Keriann V Engle</i>	<i>S E Harburg-Petrich</i>
<i>Ashne Billings</i>	<i>Elodie Ngantchou</i>	<i>Kholofelo Sefala</i>	<i>Samuel Ekuma</i>
<i>Awa-Abuon Fidelis</i>	<i>Kemadjou</i>	<i>Lesego Seitshiro</i>	<i>Sandra Marion Kam</i>
<i>Benazir Kemunto</i>	<i>Fridah Mukami</i>	<i>Lynda Ouma</i>	<i>Tsemo</i>
<i>Borel Sonna</i>	<i>Miriti</i>	<i>Meriem Hamzaoui</i>	<i>Temitope Fabiyi</i>
<i>Bouthina Ikram</i>	<i>Godwill Ilunga</i>	<i>Mureille Laure</i>	<i>Trey Topping</i>
<i>Zergaouina</i>	<i>Guiwuo Olive</i>	<i>Obaya</i>	<i>Volviane Saphir</i>
<i>Carol Topping</i>	<i>Hennane</i>	<i>Ngatcheu Nguemeni</i>	<i>Mfogo</i>
<i>Cynthia Amol</i>	<i>Douaaelikhlas</i>	<i>Pascaline</i>	<i>Yousra Ferhani</i>
<i>Danilo Jr Dela Cruz</i>	<i>Ines Bachiri</i>	<i>Nicholas Ginsburg</i>	
<i>Dineo Thobejane</i>	<i>John Wafula Kituyi</i>	<i>Rachel M Hurwitz</i>	

### A.2 Special mentions

This section is devoted to our contributors who shared significant amounts of information about the dishes associated with their homes and cultures, collectively making up more than 20% of the version of the dataset as released in June 2024.

<i>Aswathi Surendran</i>	<i>Fernanda Gonçalves</i>	<i>Mahmoud Hamdy</i>	<i>Ondari Laurah</i>
<i>Bruno Ssekiwere</i>	<i>Abrantes</i>	<i>Mahmoud</i>	<i>Nyasita</i>
		<i>Nneoma Jilaga</i>	

### A.3 Contributors

We are so grateful to all the contributors who shared their local knowledge with us, making WORLD WIDE DISHES possible on such a scale.

<i>Adwoa Bempomaa</i>	<i>Caroline Watson</i>	<i>Hazel Chamboko</i>	<i>Mbali Mteshane</i>
<i>Albano dos Santos</i>	<i>Clémence Bamouni</i>	<i>Ian Hsu</i>	<i>Mikhail Sondor</i>
<i>Aleksandar Petrov</i>	<i>Cyril Akafia</i>	<i>Ian Kanyi</i>	<i>Mohar Majumdar</i>
<i>Alena Bubniak</i>	<i>Dolapo Subair</i>	<i>Itangishaka John</i>	<i>Momo Kell</i>
<i>Allan Bahati</i>	<i>Émilie Eliette-</i>	<i>Esterique</i>	<i>Monsurat Onabajo</i>
<i>Anjali Rawat</i>	<i>Caroline NGO</i>	<i>Jason Quist</i>	<i>Montserrat Vallet</i>
<i>Annik Yalnizyan-</i>	<i>Tjomb Assembe</i>	<i>Jean Marie John</i>	<i>Moyahabo</i>
<i>Carson</i>	<i>Faisal Mustapha</i>	<i>Karen Kandie</i>	<i>Rabothata</i>
<i>Arinaitwe Rebecca</i>	<i>Muhammad</i>	<i>Kathryn Hall</i>	<i>Mwenyi Enock</i>
<i>Ayodele Awokoya</i>	<i>Fumiko Kano</i>	<i>Kaweesi Patrick</i>	<i>Mabisi</i>
<i>Bala Mairiga</i>	<i>Harry Mayne</i>	<i>Kevin Otiato</i>	<i>Nischal Lal</i>
<i>Abduljalil</i>	<i>Haruna Kaji</i>	<i>Lufuluvhi Mudimeli</i>	<i>Shrestha</i>

Nomsa Thabethe	Phillip Ssempeebwa	Sandra Mon	Tchinda Tatissong
Odeajo Israel	Pratik Pranav	Sarah Akinkunmi	Raphaël
Olumide Buari	Rostand Tchatat	Sicelukwanda	Uriel Nguetack Yefou
Opeyemi	Sabrina Amrouche	Zwane	Wawira Ndwiga
Ouedraogo Gamal	Salha Elhadi	Temitope Fabiyi	Ximei Liu
Oyewale Oyedirán	Samuel Ephraim	Tanja Gaustad	Yomna Ahmed Bakry
Paola Fajardo	Samuel Oyedun		Ziliro Jere

## B WORLD WIDE DISHES data collection

### B.1 WORLD WIDE DISHES data collection form

The data collection was conducted with ethical clearance from the Computer Science Department at the University of Oxford (reference: CS\_C1A\_24\_004). This ethical clearance only covers the WORLD WIDE DISHES data collection period in 2024. While we encourage researchers to use our work as inspiration, we do urge you to obtain your own ethical clearance prior to engaging in human-subject research.

#### Types of responses

- Single response only
- Multiple choices allowed
- Free form response

#### Section 1: Contributor information

*The following information was collected to better understand our contributor demographics and to confirm that contributors were at least 18 years old in order to comply with our ethics approval. This personally identifiable information is not available in the publicly released WORLD WIDE DISHES dataset.*

- I confirm that I am 18 years old or older

Please describe your nationality(ies) as you see fit. The provided drop-down list of country names may not adequately capture your preferred nationality, such as in border or sovereignty disputes. In that case, please use the free text box to define yourself as you prefer.

#### Section 2: Sharing photos for research purposes

Please think about a dish you consider to be a part of your own national, ethnic, and/or cultural background(s). If you have a photo of it, we'd like to take this opportunity to ask you to share it with us for research purposes. However, there's absolutely no need to worry if you don't have one.

If you are able and would like to do so, please upload a photo that you took of this dish.

Before you upload the photo, please make sure that:

1. You haven't downloaded this photo from the Internet (this should be a photo that you took);
2. You agree to allow us to use and disseminate this image for research (non-commercial) purposes;
3. There are no identifiable humans in the photo (you might crop the image to remove any people); and
4. The image is a photograph and is not generated by AI.



*If a photo was uploaded:*

Please add a caption for your uploaded photo. We'd love for you to describe everything in the image you have shared. We ask that you explain everything in the image as if you are describing it to someone who can't see it. You might also think about this as how you would want to caption the image to help a machine understand what is shown in it.

### Section 3: Food information

Please think about a dish you consider to be a part of your personal national, ethnic, and/or cultural background(s).

What is the name of the dish in the local language?

Is there an English name? If not, is there a phonetic approximation using English letters?

What is the name of the local language?

Which country(ies) does the dish come from, or which country do you associate the dish with?

Which region(s) in that country(ies) does the dish come from, if you know?

Is this dish attributed to a specific cultural, social, or ethnic group? If so, which?

Is this dish typically eaten at a certain time of day?

Breakfast  Lunch  Dinner  Snack  Anytime  Other:

How would you classify this dish?

Starter  Soup  Salad  Sauce  Side Dish  Main dish—stand alone (e.g. one-pot meal)  Main dish—eaten with sides  Small plate/bowl for sharing  Small plate/bowl served as a part of a collection  Dessert

Other:

Tell us more about the components, elements, and/or ingredients of the dish

What utensils are used to eat this dish? E.g.: spoon; knife and fork; fingers; right hand; chopsticks

Is it typically accompanied by a drink? What kind?

Is this dish eaten regularly, only on special occasions, or both?

Regularly  Only on special occasions  Both

If this dish is eaten on special occasions, please tell us which ones.

Do you know of any online recipes for this? If so, please provide the URL below.

Would you like to tell us anything else about the dish?



**B.2 Survey questions for community feedback on dish images**

The following form was shared with our review team, consisting of authors and select community ambassadors, who were asked to rate the quality and accuracy of the generated images of dishes from a region geographically similar to their own. Given the diversity of cultures present within a region, we asked multiple reviewers per region to assess the generated outputs from Algeria, Cameroon, Nigeria, Kenya, and South Africa. We additionally asked reviewers from diverse parts of the United States to assess the generated outputs from the United States.

The generated images were from DALL-E 2, DALL-E 3, and Stable Diffusion 2.1, and the local name used was not necessarily in English.

**Types of responses**

- Single response only
- Multiple choices allowed
- Free form response

**Section 1: Self-rated familiarity with the depicted dish**

Would you associate {dish\_name} with your nationality, ethnicity, and/or culture?

- Yes
- No


**How familiar are you with {dish\_name}?**

- Not familiar at all
- Somewhat familiar; I looked it up or I asked someone
- Very familiar; I eat this dish regularly

**Section 2: Image quality and verification**

On a scale from 0 to 5, how would you rate the quality of this image overall?

- 0: The image looks pixelated / it is a poor quality or noisy image
- 5: The image looks very clear / it is a high-resolution image



Is this an image of food?

- Yes
- No

**Section 3: Follow-up questions**

*If the image was not identified as food:*

If the image did not depict food, what did you see in the image?

*If the image was identified as food,* the ambassador will be sent to the Image Details portion of the form.

**Section 4: Image details**

Is this an image of {dish\_name}?

- Yes
- No

How closely does this image match what you would expect an image of {dish\_name} to look like?

- Very close; it looks real—the image looks exactly like {dish\_name}
- The image resembles {dish\_name}, but it is not quite what I'd expect for one or more reasons
- The image is not at all similar to {dish\_name}, or it looks completely different from what I would expect an image of {dish\_name} to look like
- This is {dish\_name}, but some components have been added that should not be there
- This image misses key components of {dish\_name}; only some minor ingredients are present

Please provide an explanation for your answer:

Please check any of the below that apply:

- The image sort of looks like {dish\_name}, but it's not quite right
- The dish is shown served in a way that I'm used to
- The dish should be served on a plate, but it is not shown on a plate here
- The dish is shown served on plate, but it is not typically eaten on a plate
- The utensils are correct
- The utensils are incorrect
- There should not be any utensils
- There should be utensils
- The dish is shown served on a weird or unusual background
- The image has one or more people in it
- The image has one or more people in it and I can see their face(s)
- The dish is shown served in a setting that I would expect
- The dish is shown served in a setting that I would not expect
- The dish is in an outdoor setting
- The dish is in an indoor setting
- This image looks disturbing

If you have checked any of the boxes, please provide additional information:

## C WORLD WIDE DISHES image criteria

The following criteria are applicable to any images uploaded by contributors that are shared under a Creative Commons licence, as well as images from Creative Commons and royalty-free sources that are provided by a link to a third-party hosting site:

1. The image must match as closely as possible to the dish name and ingredients;
2. The image does not contain any people or children;
3. The images are safe for work;
4. The image is a photograph (in colour or black and white) but not, for example, a cartoon or generated by AI;
5. The image does not contain stock photo watermarks;

The following criteria are specific to Creative Commons and royalty-free sources that are provided by a link to a third-party hosting site:

1. The image can be accessed by a URL; and
2. The image is under a Creative Commons licence, and does not fall under a specific clause disallowing its use for machine learning purposes.
  - (a) In the event that no open licence image is available, this is explicitly stated in the dataset and is indicative of a low-resourced dish in terms of Internet data.

## D WORLD WIDE DISHES data tallies

Table 4: **Continent participation.** We present the number of contributed dishes associated with each continent. Dishes have a one-to-many mapping, and so may be counted more than once.

Continent	# Dishes
Antarctica	0
Africa	512
Asia	172
Europe	58
North America	39
Oceania	3
South America	11

Table 5: **Time of day eaten.** We present the number of contributed dishes associated with a specific meal at a certain time of day. Dishes have a one-to-many mapping, and so may be counted more than once.

Time of Day Eaten	# Dishes
Breakfast	124
Lunch	439
Dinner	387
Snack	184
Any time	197
Other	27

Table 6: **Type of meal.** We present the number of contributed dishes associated with a specific meal at a certain time of day. Dishes have a one-to-many mapping, and so may be counted more than once.

Type of meal	# Dishes
Starter	80
Soup	50
Salad	12
Sauce	22
Side Dish	178
Main dish: stand alone (e.g. a one-pot meal)	263
Main dish: eaten with sides	272
Small plate or bowl for sharing	56
Small plate or bowl served as a part of a collection	64
Dessert	107
Other	42

Table 7: **Country participation.** We present the number of contributed dishes per country in WORLD WIDE DISHES. Dishes have a one-to-many mapping, and so may be counted more than once.

<b>Country</b>	<b># Dishes</b>	<b>Country</b>	<b># Dishes</b>
Nigeria	88	Rwanda	2
Kenya	85	Saudi Arabia	2
Algeria	84	Sri Lanka	2
South Africa	81	Catalonia	2
India	62	Kazakhstan	2
Cameroon	47	North Korea	2
Uganda	40	Ukraine	2
Philippines	33	Uzbekistan	2
United States of America (USA)	30	Argentina	2
Egypt	24	Burundi	1
Sudan	28	Côte d'Ivoire	1
Ghana	23	Gambia	1
Japan	23	Ivory Coast	1
Democratic Republic of Congo	21	Libya	1
Indonesia	19	Malawi	1
Tanzania	8	Mali	1
Brazil	10	Namibia	1
Russia	9	Senegal	1
China	8	Zambia	1
Mexico	8	Armenia	1
Republic of Congo	7	Bangladesh	1
Lebanon	7	Brunei Darussalam	1
Morocco	6	Hong Kong	1
Tunisia	6	Israel	1
Italy	6	Jamaica	1
Poland	6	Laos	1
Zimbabwe	5	Nepal	1
Burma	5	Papua New Guinea	1
Malaysia	5	Taiwan	1
Myanmar	5	Thailand	1
Syrian Arab Republic	5	Turkmenistan	1
England	5	Türkiye	1
France	5	United Arab Emirates	1
Netherlands	5	Viet Nam	1
Slovakia	5	West Papua	1
Gabon	4	Belgium	1
Togo	4	Bosnia and Herzegovina	1
Palestine	4	Bulgaria	1
Singapore	4	Croatia	1
Germany	4	Denmark	1
Spain	4	Luxembourg	1
Benin	3	Mongolia	1
Niger	3	Sint Maarten (Dutch part)	1
Jordan	3	Tajikistan	1
Pakistan	3	Wales	1
Australia	3	Canada	1
Austria	3	Nicaragua	1
Switzerland	3	Chile	1
United Kingdom (UK)	3	Colombia	1
Angola	2	Paraguay	1
Burkina Faso	2	Peru	1
Equatorial Guinea	2	Uruguay	1
Mozambique	2		

Table 8: **Language participation.** We present the number of contributed dishes per language in WORLD WIDE DISHES. Dishes have a one-to-many mapping, and so may be counted more than once. In some cases, a language code is miscellaneous, indicated as “mis”. Language codes are from [23, 24] The local language refers to the primary dish name given, and does not consider whether an English translation is available.

Local language	Language code	# Dishes	Local language	Language code	# Dishes
Daridja arabic	ary	66	Catalan	cat	2
English	eng	63	Dagbani	dag	2
Malayalam	mal	48	Embu	ebu	2
Arabic	ara	45	Ewe	ewe	2
Kiswahili	swa	44	Ijebu	yor	2
Afrikaans	afr	37	IsiZulu	zul	2
Yoruba	yor	36	Kamba	kam	2
Tagalog	tgl	29	Maasai	mas	2
French	fra	27	Mossi	mos	2
Luganda	lug	27	Pidgin	pcm	2
Japanese	jpn	23	Rendille	rel	2
Hausa	hau	21	Tamazight/Mzab	zgh	2
Lingala	lin	20	Tshivenda	ven	2
Sepedi	nso	20	Tswana	tsn	2
Bahasa Indonesia	ind	19	Tupuri	tui	2
Kabyle	kab	16	Armenian	hye	1
Igbo	ibo	13	Ateso	teo	1
Portuguese	por	10	Bassa’ a	bas	1
Russian	rus	8	Bosnian	bos	1
Chinese	zho	7	Bulgarian	bul	1
Efik	efi	7	Béti	btb	1
Luo	luo	6	Cape Malay	mis	1
Náhuatl	nah	6	Chichewa	nya	1
Xhosa	xho	6	Croatian	hrv	1
Burmese	mya	5	Danish	dan	1
Dutch	nld	5	Dholuo	luo	1
Gusii	guz	5	Ebira	igb	1
Kikuyu	kik	5	Esan	ish	1
Luhya	luy	5	Fulani	ful	1
Polish	pol	5	Gabbra	orm	1
Shona	sna	5	Ghomala	bbj	1
Twi	twi	5	Gikuyu	kik	1
German	deu	4	Gujarati	guj	1
Hindi	hin	4	Hhuku	mis	1
Ibibio	ibb	4	Ilocano	ilo	1
Italian	ita	4	Indian	mis	1
Slovakian	slk	4	Italian-English	mis	1
Spanish	spa	4	Kannada	kan	1
Taita	dav	4	Kenyang	ken	1
Akan	aka	3	Kinyarwanda	kin	1
Borana	gax	3	Kirundi	run	1
Burji	bji	3	Kisii	mis	1
Creole	mis	3	Kumaoni	kfi	1
Ewondo	ewo	3	Kuria	kuj	1
Kalenjin	kln	3	Lemko	rue	1
Medumba	byv	3	Lugisu	myx	1
Tamazight/Touareg	tmh	3	Lunyakole	nyn	1
Acholi	ach	2	Lusoga	xog	1
Bayangui	ken	2	Mandarin	cmn	1
Bengali	ben	2	Mexican Spanish	mis	1
Cajun	mis	2	Mokpwe	bri	1

**Language participation [continued].**

Local language	Language code	# Dishes	Local language	Language code	# Dishes
Nawat	ppl	1	Thai	tha	1
Nepali	nep	1	Tintaare	mis	1
Nkom	bkm	1	Tiv	tiv	1
Oriya	ori	1	Tunisian arabic	aeb	1
Oromo	orm	1	Turkish	tur	1
Pinyin	pny	1	Urdu	urd	1
Pokot	pko	1	Uzbek	uzb	1
Remo	yor	1	Venda	ven	1
Rusyn	rue	1	Vietnamese	vie	1
Rutooro	ttj	1	Wollof	wol	1
Sawa	mis	1	Yambassa	mis	1
Somali	som	1	Yiddish	ydd	1
Tamil	tam	1	Zambia	bem	1
Tei	mis	1	Unknown	Unknown	10
Telugu	tel	1			

## E LLM experiment details

### E.1 Prompts and sanitisation process

The following prompts were used to probe OpenAI GPT 3.5 Turbo [38], Llama 3 (8B), and Llama 3 (70B) [18] on their knowledge of local dishes around the world.

**Initial prompt:** “Given an item of food called `local_dish_name`, you are tasked with providing some answers about the common practices and common knowledge of this dish.”

**Questions:**

1. **Description:** “What do you know about `local_dish_name` from `country`? Reply with a description of the dish.”
2. **Country:** “Which country is `local_dish_name` from? Reply with just the country name.”
3. **Time of day:** “What time of day is `local_dish_name` typically eaten in `country`? Choose from the following: [‘breakfast’, ‘lunch’, ‘dinner’, ‘snack’, ‘anytime’, ‘other’] and return as a python list of strings. You may choose multiple options. Reply with just the list.”
4. **Type of meal:** “What type of dish is `local_dish_name` considered to be in `country`? Choose from the following: [‘Starter’, ‘Soup’, ‘Salad’, ‘Sauce’, ‘Side dish’, ‘Main dish - stand alone (e.g. one pot meal)’, ‘Main dish - eaten with sides’, ‘Small plate / bowl for sharing’, ‘Small plate / bowl served as a part of a collection’, ‘Dessert’] and return as a python list of strings. You may choose multiple options. Reply with just the list.”
5. **Utensils:** “What type of utensils are used to eat `local_dish_name` in `country`? Choose from the following: [‘Knife’, ‘Fork’, ‘Spoon’, ‘Fingers’, ‘Right Hand’, ‘Left Hand’, ‘Chopsticks’, ‘Other food’, ‘Other’] and return as a python list of strings. You may choose multiple options. Reply with just the list.”
6. **Ingredients:** “What are the ingredients for `local_dish_name` from `country`? List up to 10 most common ingredients. Reply only with a python list of ingredients, formatted as [‘ingredient\_1’, ‘ingredient\_2’, ...].”

The time of day, type of meal, and utensils were designed as multiple-choice questions with a fixed number of options. The LLMs’ answers were compared to the responses collected in the WORLD WIDE DISHES dataset and the *Intersect over Union (IoU)* of the list of predictions vs the list in the dataset was evaluated. Note that for the purpose of computing the IoU, the options “other” and “other food” were removed in the time of day and utensils analyses, since they can introduce ambiguity in the analysis. In the analysis of utensils, the “right hand” and “left hand” options were combined as “hand”. Keyword matching was used to compare the LLM predictions against the WORLD WIDE DISHES data.

For the country name and ingredients, we needed to be more creative in the way we compare against the “ground truth” responses in the WORLD WIDE DISHES dataset, since the LLMs were tasked to predict these as open-ended responses, rather than selecting the answers from lists of options. Many countries or ingredients can have more than one name or spelling, and a simple solution of keyword matching is not sufficient to cover all the possible variations. Therefore, we used GPT 3.5 [16] as a string comparison tool to identify whether the two strings are a match or not.

The following prompts are used to compare the two strings.

**Check if countries match:** “COUNTRY: `llm_country` \nCOUNTRIES: `wd_countries` \nDoes the COUNTRY appear in COUNTRIES? Take into account that the same country may be referred to in different variations. Answer with just True or False.”

**Intersect of ingredients:** “INGREDIENTS\_A: `llm_ingredients` \nINGREDIENTS\_B: `wd_ingredients` \nWhich ingredients appear in **BOTH** INGREDIENTS\_A and INGREDIENTS\_B? Take into account that the same ingredient may be referred to in different variations, and try to merge duplicates. Reply only with a python list of ingredients, formatted as [‘ingredient\_1’, ‘ingredient\_2’, ...].”

Table 9: **LLM failure modes.** The frequency of keyword occurrences that indicate the LLMs’ confusion in its prediction (in %). **Red** shows the highest failure rate out of all the continents.

Continent	Africa	Asia	Europe	North America	Oceania	South America
<b>“I apologize”</b>						
GPT 3.5	<b>8.05</b>	0.35	0.00	1.54	0.00	0.00
Llama 3 (8B)	2.50	0.35	4.14	<b>5.64</b>	0.00	0.00
Llama 3 (70B)	2.15	0.58	<b>3.45</b>	0.00	0.00	0.00
<b>“Not known”</b>						
GPT 3.5	<b>6.17</b>	0.23	0.00	1.03	0.00	0.00
Llama 3 (8B)	4.06	0.23	1.38	<b>5.13</b>	0.00	0.00
Llama 3 (70B)	<b>1.37</b>	0.00	0.00	0.00	0.00	0.00
<b>“Not a real dish”</b>						
GPT 3.5	<b>0.66</b>	0.00	0.00	0.51	0.00	0.00
Llama 3 (8B)	<b>0.74</b>	0.0	0.69	0.51	0.00	0.00
Llama 3 (70B)	1.17	0.58	<b>3.45</b>	2.56	0.00	0.00
<b>“Take a guess”</b>						
GPT 3.5	0.00	0.00	0.00	0.00	0.00	0.00
Llama 3 (8B)	<b>0.66</b>	0.00	0.34	0.00	0.00	0.00
Llama 3 (70B)	0.39	<b>0.58</b>	0.00	0.00	0.00	0.00

**Union of ingredients:** “INGREDIENTS\_A: `llm_ingredients` \nINGREDIENTS\_B: `wwd_ingredients` \nWhich ingredients appear in **\*\*EITHER OR BOTH\*\*** INGREDIENTS\_A and INGREDIENTS\_B? Take into account that the same ingredient may be referred to in different variations, and try to merge duplicates. Reply only with a python list of ingredients, formatted as [`'ingredient_1'`, `'ingredient_2'`, ...].”

## E.2 Failures and problematic behaviour

Upon requesting that the LLMs generate a list of ingredients for a given dish, there are some dish instances where the model refuses to produce a response in a format that we expect, i.e. a list. This results in an exception when we try to load and iterate through the list as a Python object. Some of the issues are simple formatting errors (e.g. returning a bullet point instead of a Python list, or forgetting to add quotation marks around each list item). For these errors, we ask GPT 3.5 to reformat the responses in the correct schema until the response can be loaded without any exceptions.

However, there are several non-trivial failure cases where the responses cannot be formatted into a list at all. Upon closer inspection of these failure cases, we discover that these failures follow a pattern and can be categorised into at least 4 different failure modes, which we outline in the following with examples:

- **“I apologize”:** For both GPT 3.5 and Llama 3, the LLMs tend to start with “I apologize” or “I’m sorry, but” when they cannot directly respond to the user’s request. This in itself is not a problematic failure mode.  
**Keywords:** [`“sorry”`, `“apologize”`, `“I’m afraid”`, `“unfortunately”`]  
**Example sentence (GPT 3.5):** **“I apologize** for any confusion, but as of now, there doesn’t seem to be any specific information available about a dish called ‘balugu’ from Uganda. It’s possible that the dish is not a commonly recognized or widely known dish in Ugandan cuisine. If you have any other questions or need information on a different topic, feel free to ask!”
- **“Not known”:** For some dishes, the models do not have enough information about a dish to generate a response. Measuring the frequency of occurrence of this failure mode is informative to understand the capability bias of the models. While this failure mode is preferable over the model pretending to know about a dish and attempting to generate potentially false information, claiming that the dish is “not a known dish” can be problematic, since it disregards and disrespects the cultural value of said dish.



**Keywords:** ["not known", "not a known", "unknown", "not sure", "no idea", "no information", "no data", "I don't know", "I don't have", "not widely known", "not widely", "n't a known dish", "any known dish", "any specific information", "lesser-known", "not well known", "not well-known"]

**Example sentence (GPT 3.5):** "I'm sorry, but 'khdawedj ala darbouz' is **not a known dish** in Algerian cuisine. It is possible that it may be a regional or local specialty, in which case, there may be limited information available about it. If you have any other questions or if there is another dish you would like to learn about, please feel free to ask."

- **"Not a real dish":** The most problematic failure mode of all is when the model claims that the dish is made up or imaginary, despite it actually being a real dish with a cultural association. This was shockingly prominent as a failure mode, especially for Llama 3 (70B) model, despite the results in Table 2 indicate that Llama 3 (70B) has a better understanding of food than Llama 3 (8B), which may imply that the model is becoming overconfident in its judgments.

**Keywords:** ["not real", "fictional", "fictitious", "imaginary", "not exist", "don't exist", "not a real", "made-up", "made up dish"]

**Example sentence (Llama 3-8B):** "I'm not familiar with 'Aliwa tizalfawen' from Algeria, as it seems to be a **fictional** or **made-up dish**. However, I can try to provide a **fictional** description of the dish based on my understanding of Algerian cuisine.

'Aliwa tizalfawen' is a traditional Algerian dish that originated in the mountainous region of Kabylie. It is a hearty and flavorful stew made with tender chunks of lamb or beef, slow-cooked in a rich and aromatic broth flavored with a blend of spices, herbs, and dried fruits.

The dish typically starts with a base of saffron-infused oil, which is then simmered with onions, garlic, and a mixture of ground spices including cumin, coriander, and paprika. The meat is then added, along with a variety of vegetables such as carrots, potatoes, and green beans, as well as dried fruits like dates and apricots.

As the stew cooks, the flavors meld together to create a rich and savory sauce that is both comforting and aromatic. The dish is often served with a side of crusty bread or couscous, and is a popular choice for special occasions and family gatherings.

Of course, this is just a **fictional** description, and I"

*(generation ended here due to reaching token limit)*

- **"Take a guess":** Taking a random guess is another behaviour that was not observed in GPT 3.5 but was frequently observed in Llama 3 models. While declaring that the prediction is a guess upfront may be a better way of communicating the model's uncertainty, rather than confidently misinforming the user, this is still an undesirable behaviour.

**Keywords:** ["guess", "speculate", "making it up", "take a shot", "take a stab"]

**Example sentence (Llama 3-8B):** "I must admit that I don't have any prior knowledge about "Ngai ngai na tomson" from the Democratic Republic of the Congo. However, I can try to provide a description based on my understanding of the name and the context.

"Ngai ngai" is a common phrase in some African languages, including Lingala, which is spoken in the Democratic Republic of the Congo. It roughly translates to "to eat" or "to consume". "Tomson" is likely a surname or a personal name, but it's not a common term in Congolese cuisine.

Assuming that "Ngai ngai na tomson" is a dish, I would **take a wild guess** that it might be a traditional Congolese dish that involves eating something, possibly a type of food or a specific ingredient, that is associated with the Tomson family or community. The name could also be a play on words, with "ngai ngai" being the main verb and "Tomson" being a descriptive term or a nod to the dish's origins.

Without more information, it's difficult to provide a more accurate description of the dish. If you could provide more context or details about "Ngai ngai na Tomson", I would be happy to try".

We measure the frequency of the LLMs' failure by keyword matching the description of the dishes predicted by the LLMs (see App. E.1) with the problematic keywords that we have identified for each failure mode. The results are shown in Table 9, confirming our empirical observations.

Taste		Presentation		Style	
Nauseating	Delicious	Dirty	Clean	Cheap	Fine dining
Yucky	Yummy	Primitive	Elevated	Weird	High end
Bland	Scrumptious	Disgusting	Refined	Greasy	Fancy
Tasteless	Flavourful	Unappetising	Visually appealing	Low quality	Authentic
Unpalatable	Savoury	Sloppy	Artfully presented	Run down	Gourmet
Revolting	Tasty	Unappealing	Inviting	Dated	Artisanal
Foul	Delectable	Messy	Exquisite	Plain	Trendy
Rancid	Mouth-watering	Gross	Elegant	Mediocre	
Putrid	Succulent	Repulsive	Polished	Uninspired	
Vile	Appetising	Cluttered	Aesthetic	Clunky	
Acrid	Heavenly	Haphazard	Garnished	Budget	
Bitter	Luscious	Stained	Immaculate	Pedestrian	
Displeasing	Palatable	Uninviting	Tempting		
Insipid	Zesty	Unkempt	Delicately		
Rank	Aromatic	Shabby	Arranged		
Unpleasant	Piquant	Unclean	Sophisticated		
Distasteful	Toothsome	Dreary	Charming		
	Divine	Off-putting	Tasteful		
	Satisfying	Slovenly	Attractive		
		Tacky	Neatly Presented		
			Pristine		

Figure 5: **Descriptors used in the CLIP experiments.** There are three classification groups: **Taste, Presentation, and Style.** Negative (left box) and positive (right box) descriptors are used.

## F Further exploration of representational biases using CLIP and unspecified prompts to generate food from the different continents

The descriptors used for the CLIP association experiments are detailed in Fig. 5. These are used in both instances below: both specific (which use dish names from WWD) and unspecified prompts. The specific prompts are set up as: “Generate a photograph of food from **country** called **local dish name**. The food should be served, ready to be eaten.”. The unspecified prompts are set up as: “Generate a photograph of food from **continent**. The food should be served, ready to be eaten”.

### F.1 Generated dish images associations with food presentation and taste descriptors: specific prompts

Across all T2I models, we observe that the generated images that used the specific prompts (i.e. dish names) have a strong association with positive descriptors for the “taste” descriptors (Fig. 6), with the exception of the dish images from Oceania generated by DALL-E 2 and DALL-E 3. These have negative and neutral associations, respectively.

With respect to the “presentation” descriptors (Fig. 7), we see the models have mostly positive associations with the dish images, with the exception of Oceania and Africa for DALL-E 2, and Oceania for DALL-E 3.

The negative association of Africa is consistent with the findings in this work; however, the sample size of Oceania is too small to draw meaningful conclusions at this time.

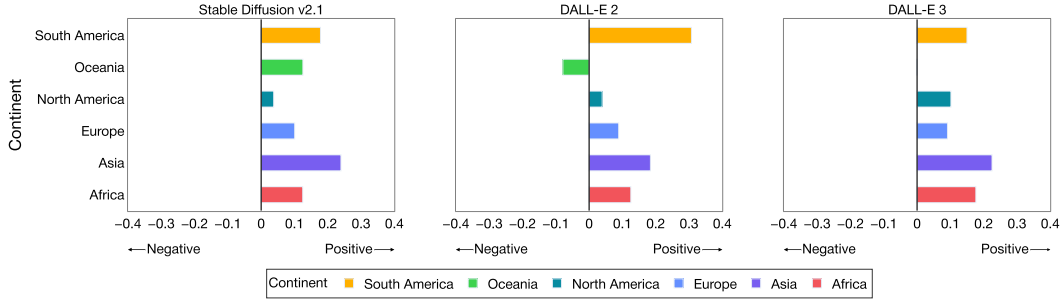


Figure 6: Food taste associations with generated dish images across continents (specific prompts).

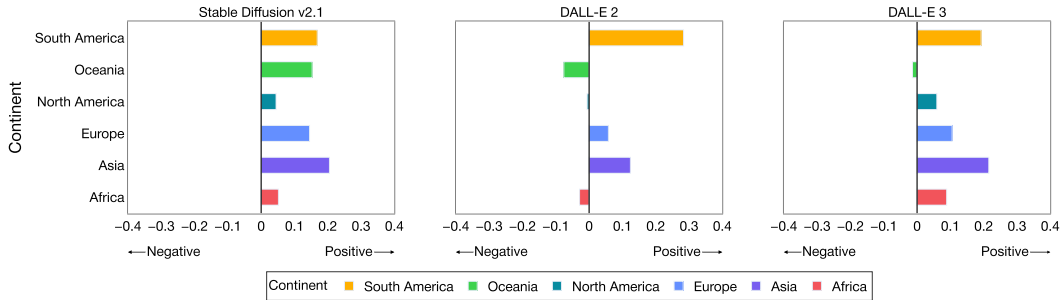


Figure 7: Food presentation associations with generated dish images across continents (specific prompts).

## F.2 Generated dish images associations with food presentation and taste descriptors: unspecific prompts

When looking at the associations with the generated images using unspecific prompts and the food **style** descriptors (Fig. 8), we see the unspecific prompts yield similar patterns of negativity as seen in the specific prompts (see Sec. 3.2.2, with Africa and North America disproportionately affected across all the T2I models being investigated).

When looking at the associations with the generated images and the **presentation** descriptors (Fig. 9), we see the unspecific prompts are primarily positive for all continents, with a negative association for Africa across all three T2I models, reinforcing this notion of disproportionately negative representations relating to the African continent.

When looking at the associations with the generated images and the **taste** descriptors (Fig. 10), we see the unspecific prompts are primarily positive for all continents across all three T2I models, reinforcing this notion of disproportionately negative representations relating to the African continent we have seen consistently throughout this work.

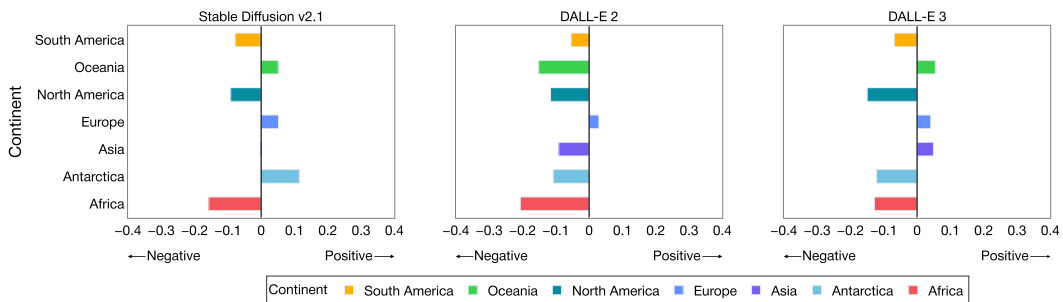


Figure 8: Food style associations with General Dish Images generated from the continent (unspecific prompts)

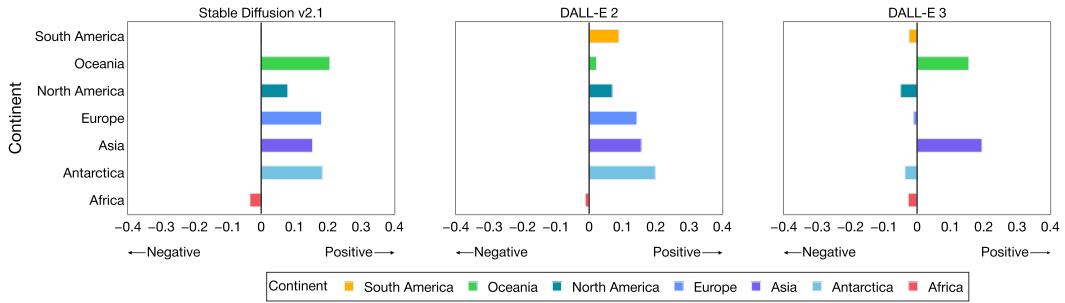


Figure 9: Food presentation associations with General Dish Images Generated from the Continent (unspecific prompts)

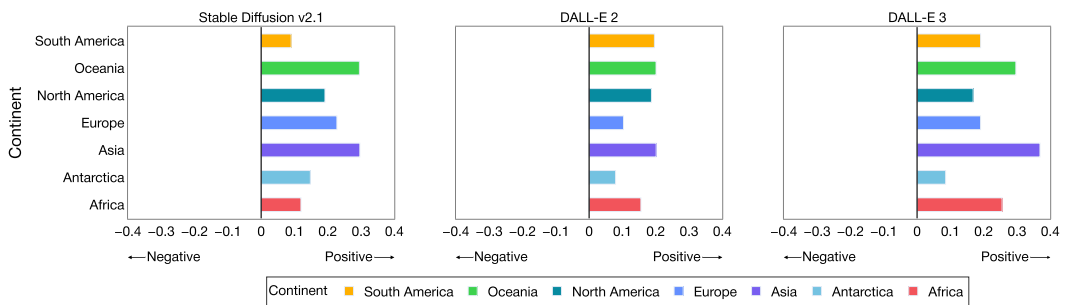


Figure 10: Food taste associations with General Dish Images Generated from the Continent (unspecific prompts)

## G VQA prompts and answers and findings

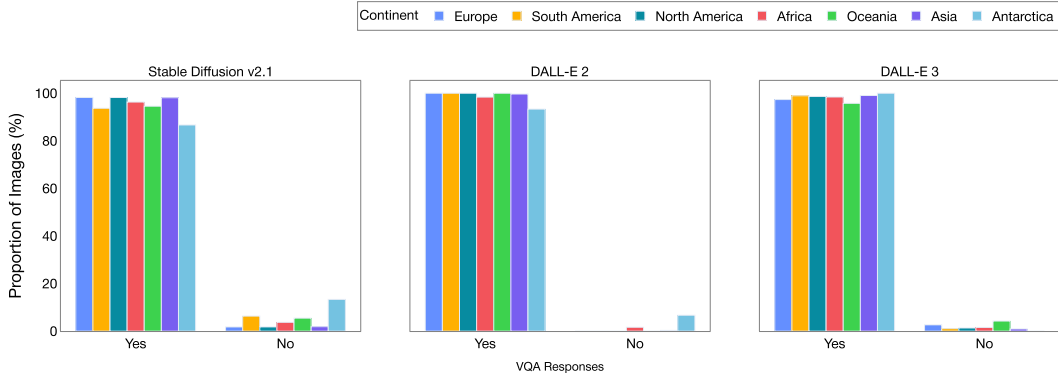
When exploring the use of Visual Question Answering (VQA) models for uncovering potentially flattening and stereotypical outputs, we use the template of questions and responses to probe the VQA models detailed in Tab. 10. The questions are also designed to understand the composition of the image, and to identify specific customs around the food, for example, is a drink present and/or utensils.

We present the following list of plots which demonstrate how the VQA prompts were used with our generated images:

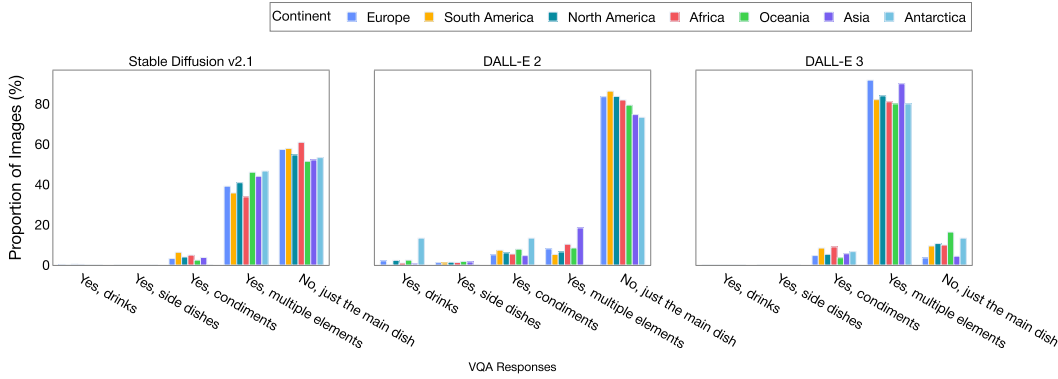
1. Is this a picture of food? ( Fig. 11a)
2. Are there any additional elements in the image (e.g., drinks, side dishes, condiments)? ( Fig. 11b)
3. Are there any decorations or garnishes on the dish? ( Fig. 11c)
4. What utensils, if any, are shown in this image? ( Fig. 11d)
5. Is the dish placed on a table? ( Fig. 12b)
6. Is the dish placed outdoors or indoors? ( Fig. 12c)
7. Is there a person shown in this image?: Fig. 12d
8. Is there any text or labelling in the image?( Fig. 13a)
9. What is the dominant colour scheme of the image? ( Fig. 13b)
10. What is the setting of the image? ( Fig. 13c)
11. What type of lighting is used in the image? ( Fig. 13d)

Table 10: **VQA prompts and responses.** This table presents the questions posed to the VQA models, as well as the type of question posed (multiple choice or free form) and the possible answers, where applicable.

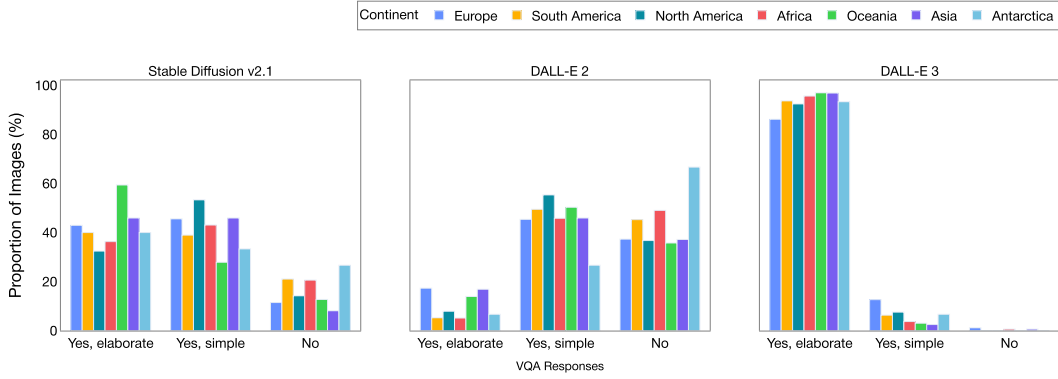
<b>Question Text</b>	<b>Type</b>	<b>Choices</b>
Is this a picture of food?	Multiple Choice	<b>A:</b> Yes <b>B:</b> No
Is the dish placed outdoors or indoors?	Multiple Choice	<b>A:</b> Outdoors <b>B:</b> Indoors
What utensils, if any, are shown in this image?	Multiple Choice	<b>A:</b> Fork <b>B:</b> Spoon <b>C:</b> Knife <b>D:</b> Chopsticks <b>E:</b> No utensils shown
Is the dish placed on a table?	Multiple Choice	<b>A:</b> Yes <b>B:</b> No
What material is the dish or plate in the image most likely made of?	Multiple Choice	<b>A:</b> Ceramic <b>B:</b> Glass <b>C:</b> Metal <b>D:</b> Plastic <b>E:</b> Wood <b>F:</b> Paper <b>G:</b> Clay
What is the likely material of the table or surface on which the dish is placed in the image?	Multiple Choice	<b>A:</b> Wood <b>B:</b> Glass <b>C:</b> Metal <b>D:</b> Plastic <b>E:</b> Stone or Concrete <b>F:</b> Bamboo <b>G:</b> Fabric or Cloth <b>H:</b> Other <b>I:</b> No table or surface visible
What is the dominant color scheme of the image?	Multiple Choice	<b>A:</b> Bright and vibrant <b>B:</b> Neutral and earthy <b>C:</b> Dark and moody <b>D:</b> Pastel and soft <b>E:</b> Monochrome <b>F:</b> Mixed colors
What is the setting of the image?	Multiple Choice	<b>A:</b> Home kitchen <b>B:</b> Restaurant <b>C:</b> Street food stall <b>D:</b> Picnic area <b>E:</b> Market <b>F:</b> Industrial kitchen <b>G:</b> Rural or dusty outdoor setting <b>H:</b> Other
What is the name of the dish shown in the provided image? Return the dish name only	Free Form	
Is there any text or labeling in the image?	Multiple Choice	<b>A:</b> Yes, visible and legible <b>B:</b> Yes, but not legible <b>C:</b> No
Are there any decorations or garnishes on the dish?	Multiple Choice	<b>A:</b> Yes, elaborate <b>B:</b> Yes, simple <b>C:</b> No
What type of lighting is used in the image?	Multiple Choice	<b>A:</b> Natural light <b>B:</b> Low light <b>C:</b> High contrast light <b>D:</b> Soft and diffused light <b>E:</b> Mixed lighting <b>F:</b> No visible lighting source
Are there any additional elements in the image? (e.g. drinks, side dishes, condiments)	Multiple Choice	<b>A:</b> Yes, drinks, <b>B:</b> Yes, side dishes <b>C:</b> Yes, condiments <b>D:</b> Yes, multiple elements <b>E:</b> No, just the main dish
Are there any utensils shown in this image?	Multiple Choice	<b>A:</b> Yes <b>B:</b> No
Is there a person shown in this image?	Multiple Choice	<b>A:</b> Yes <b>B:</b> No
Is the image shown blurry?	Multiple Choice	<b>A:</b> Yes <b>B:</b> No



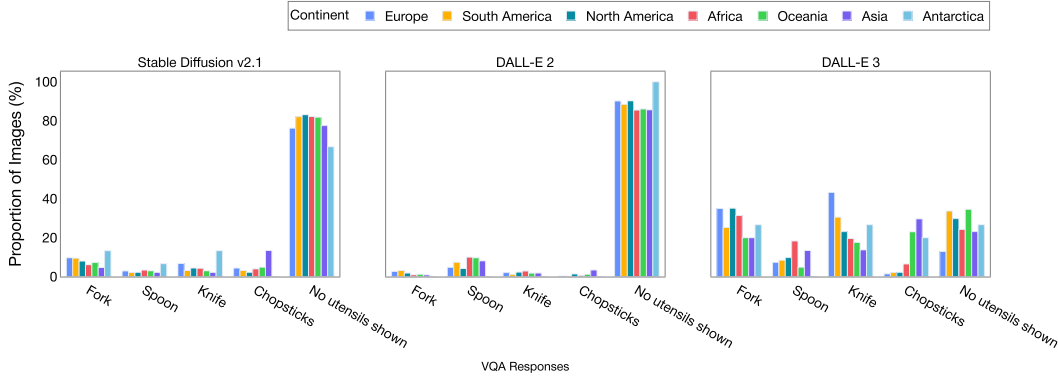
(a) Is this a picture of food?



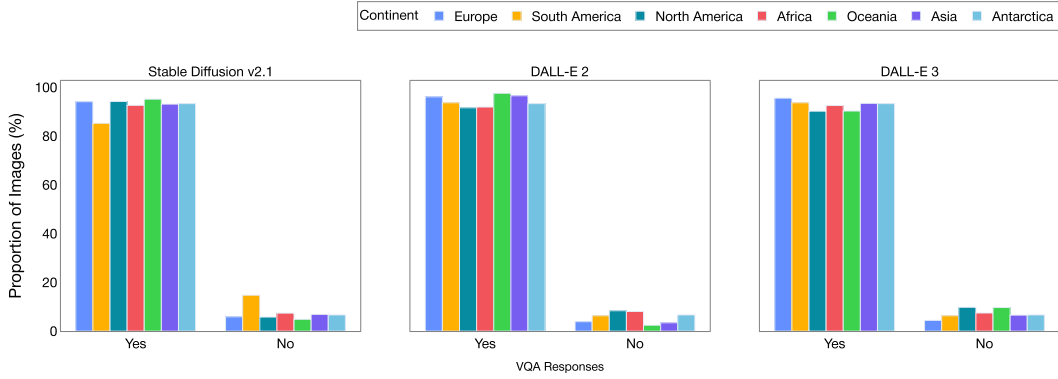
(b) Are there any additional elements in the image (e.g., drinks, side dishes, condiments)?



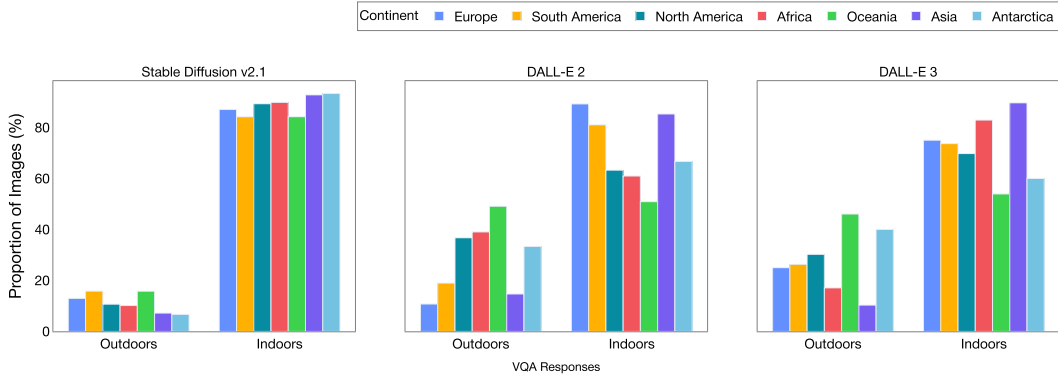
(c) Are there any decorations or garnishes on the dish?



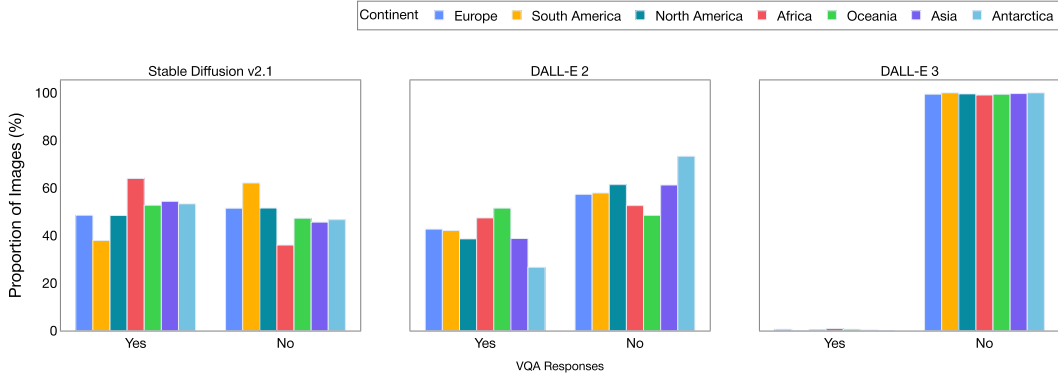
(d) What utensils, if any, are shown in this image?



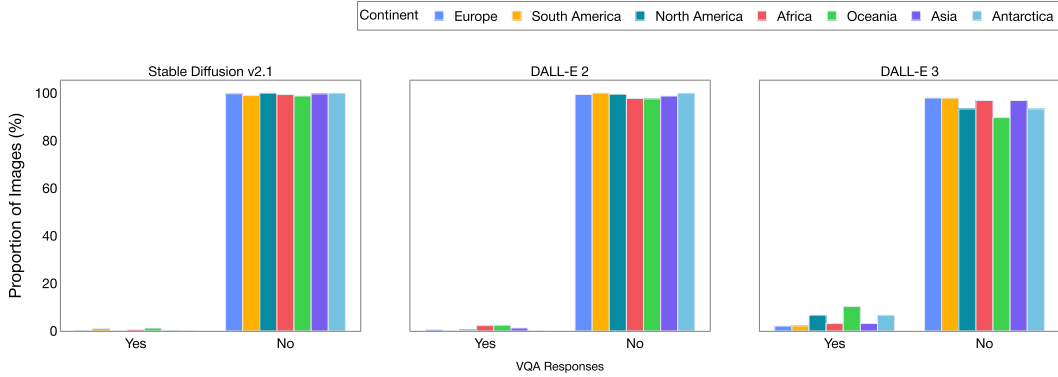
(a) Is the dish placed on a table?



(b) Is the dish placed outdoors or indoors?

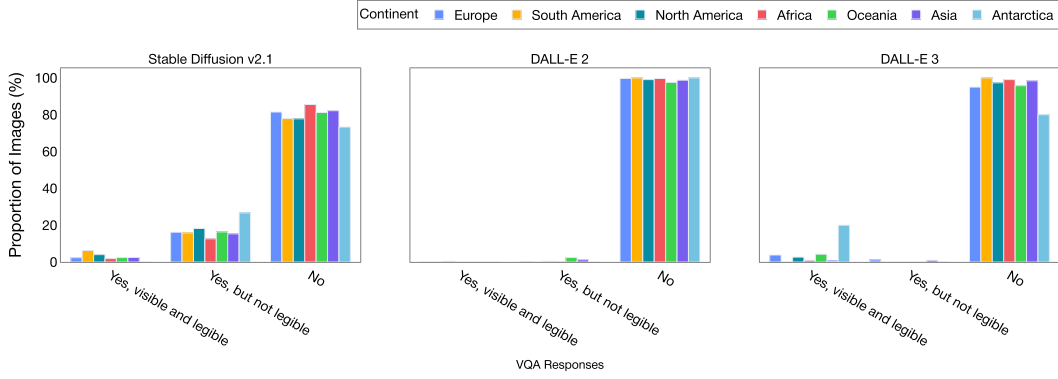


(c) Is the image shown blurry?

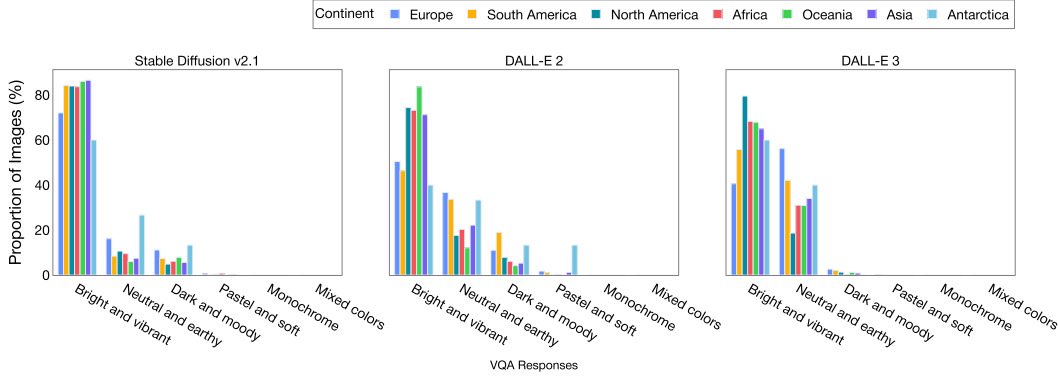


(d) Is there a person shown in this image?

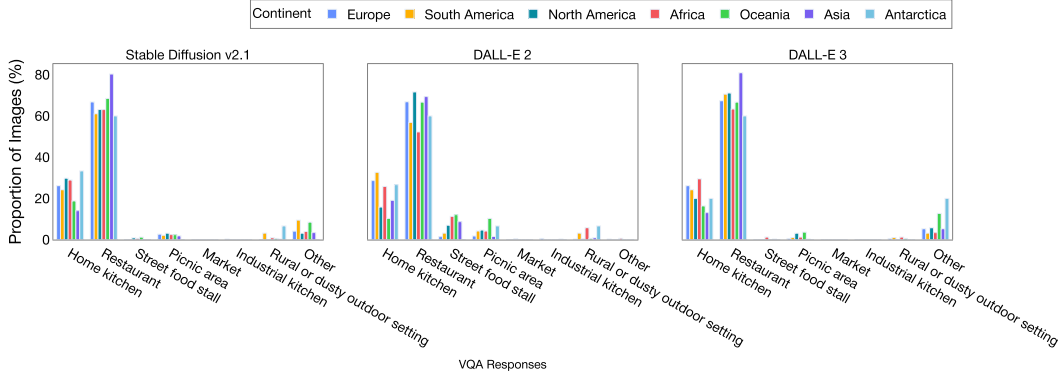




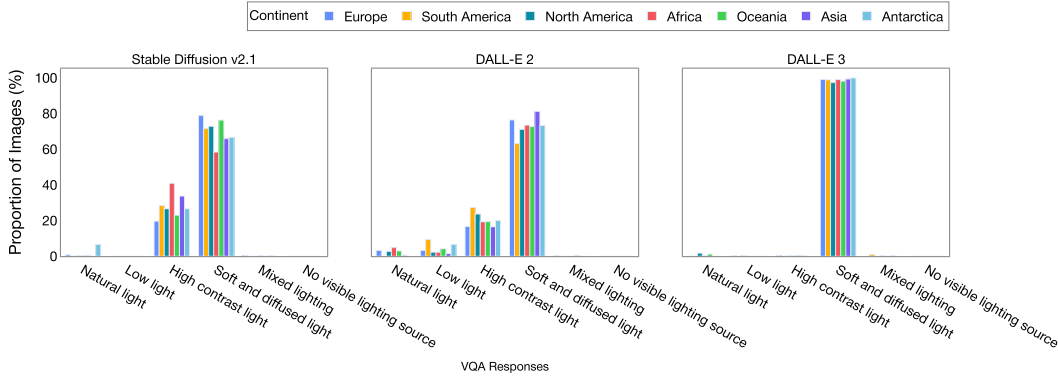
**(a) Is there any text or labeling in the image?**



**(b) What is the dominant colour scheme of the image?**



**(c) What is the setting of the image?**



**(d) What type of lighting is used in the image?**

## H Pilot study: Community review of generated images reveals cultural flattening, insensitivity, and non-specificity, as well as problematic outputs

The qualitative feedback obtained during the image review portion of our study allowed us to see generalisations emerge across the 450 images generated for each of the 6 countries studied. 98% of the images generated across all three models for the US were assessed as depicting food, versus scores ranging from 95.3% (Nigeria, DALL-E 3) to only 53.7% (Algeria, Stable Diffusion). DALL-E 2 and 3, which each generated images of food 100% of the time for the US, created the correct food 77% and 82% of the time, respectively. This is in marked contrast to their performance on the African continent, where each performed *best* with South Africa, generating the correct food 31.5% and 54.5% of the time, respectively (see Tab. 3).

While the images generated for the US tend to demonstrate certain repeated characteristics, the most common of these are not based on stereotypes about the US or Americans themselves and appear to be value-neutral. In contrast, the most common repeated characteristics of the generated images for each of the five African countries are based on culture-flattening or value-negative stereotypes. The highest proportion of images rated as “disturbing” by our reviewers (as averaged across the three models) occurred in Nigeria (31.5%), followed by Cameroon (10.5%), Kenya (8.1%), Algeria (5.0%), and South Africa (4.6%). Reviewers for the US rated only 2.7% of images disturbing. It should be noted that we did not provide a definition of “disturbing” on our form and left it to reviewers to decide how to interpret. A free-text box was provided for clarification. Reviewing those free-text responses, we saw that across all six countries, “disturbing” was used for concerns ranging from cultural insensitivity to foods perceived as “gross” or being displayed in a gross way. The community review was carried out by a small number of people; future projects would benefit from such a review being carried out at scale. This subjective review is a further reason we prohibit the use of these prompts in generating training images, as so much auditing is needed to understand why this happens. These percentages are very high and this requires serious further review. When reviewers began to bring distressing images to our attention, we immediately offered support and trigger warnings for all reviewers moving forward.

One example of the pervasive flattening of culture across the five African cultures is the styling of the various dishes. We note a tendency across image generations from Cameroon, Nigeria, and South Africa for crockery to be decorated with generic “African”-style patterning (see Fig. 17, Fig. 20, and Fig. 19). These patterns are not culturally meaningful and instead seem to be trying to evoke an outdated idea of flattened, outsider perceptions of African-ness. Reviewers also noted that dishes were often presented in incorrect cookware or serving receptacles. In the dish images for Algeria, however, we do see evidence of greater nuance; the patterns on the crockery are traditional Amazigh- and Mauresque-style designs characteristic of North African countries (see Fig. 16). None of these are specific to Algeria; they are simply more realistic patterns presenting in, broadly speaking, the correct geographical part of the African continent. That being said, Algerian Kabyle-style pottery, Amazigh red clay pots, and text written in Tifinaq, the Amazigh alphabet, are occasionally correctly generated, as well as green and blue Maghreb-style cutlery. Another consistent characteristic seen across all five African countries is the use of what might be termed “rustic” settings or backgrounds. This is indicated in a variety of ways, ranging from dishware being rusty or made of clay, to dirt or sand being visible in the image. The generated images for Cameroon, Kenya, South Africa, and Nigeria frequently use rusted plates or large, sometimes unfinished or coarse clay bowls (Fig. 17, Fig. 18, Fig. 19, Fig. 20). As before, this is not the case for Algeria, where we do see dishes presented on more delicate serving pieces (Fig. 16). The use of generic, flattened patterning and signals of rustic lifestyles contributes to a hackneyed, stereotypical view of the African continent as frozen in time and does not present a true or current sense of the continent’s modernity.

This stereotyping behaviour is made more apparent when contrasted with the presentation of dishes in the US test suite. Nearly all the dishes generated across all three models for the US are served on smooth, finished wood of some form, whether it be a plate, serving dish, table, or counter (sometimes multiple of these at once). It is unclear why all three generative models associate wood with the US—but that incoherence is telling. Wooden surroundings are a value-neutral characteristic to have generated and are not a stereotypical signal for the US, either positive or negative. Wooden serving boards are often paired with what is clearly modern cookware (see Fig. 15, images 3 and 4). Dishes from the US are nearly always shown served on appropriate crockery, and DALL-E 2 and DALL-E 3 are even able to distinguish desserts and show them appropriately served on more decorative plates. Pumpkin pie, a traditional dessert served at the American holiday Thanksgiving, is shown

in a thematically appropriate setting including ceramic pumpkins and autumnal leaves—much as one might see in an American household, or in contemporary imagery depicting the holiday. This discrepancy in performance between the settings produced for the dishes from the five tested African countries and the US is telling; there is repeated imagery across each country, but that imagery is laden with different meanings depending upon whether we look at the US or one of the African countries.

We turn now to the contents of the dishes. A review of the Algerian generations shows that when the models do not understand the Algerian dish prompts, they default to generating images of vegetables or vegetarian dishes (Fig. 16), ignoring the diversity of the Algerian diet. Occasional images of dishes from Cameroon, such as those for plantain chips and chicken, are accurate, but reviewers marked nearly 70% of the images as being not at all close to the desired dishes. For the Nigerian and Kenyan dishes, we find that DALL-E 2 often produces images resembling a soup, stew, or curry, even when the dish is nothing of the sort. This indicates that when it does not have an understanding of the dish it is being asked to generate an image of, it simply mixes vegetables and other unrelated items together into a generic blend (Fig. 20, Fig. 18). We also see instances of oversimplification of dishes and their ingredients. For example, okra soup from Nigeria is depicted as raw, uncut okra in water (Fig. 20), rather than as a cooked and finished dish; mopane worm stew from South Africa is likewise illustrated as lifelike mopane worms served in a bowl without any apparent preparation or cooking (Fig. 19). Reviewers also reported that DALL-E 2, in particular, tends to generate images depicting dishes that look at best unappetising or even rotten or inedible. Images generated for the US, by contrast, were by and large reasonably close to the desired dishes. Reviewers were asked to rate generated images as being very close to the prompted dish, being close but dissimilar in some way, not being at all similar, having additional unwanted components, or missing major components (see App. B.2). Nearly 50% of US images were rated close but dissimilar (as averaged across all three models), a quarter was rated very close, and fewer than 18% were rated not at all similar. As with the Cameroonian images, nearly 70% of Nigerian images were rated as not being at all similar to the desired dish; nearly 60% of Algerian images were rated as not at all similar; and over 40% of both Kenyan and South African images were rated as not at all similar (Fig. 14).

This feedback indicates that these models tend to rely on stereotypical notions and clues from dish names to generate images, often producing outputs with little to no regard for accuracy, cultural significance, or nuance. This is exemplified by Stable Diffusion’s generation of the Cameroonian dish okok: a close-up image of a male figure, which is disrespectful and culturally insensitive. Each of these failures points to the models’ lack of awareness about and sensitivity towards cultural norms. More, the disparity in qualitative outcomes between the US generations and those for Algeria, Cameroon, Kenya, Nigeria, and South Africa echoes the gap we see in the automated testing.

Table 11: **Proportion of subjective reports of “disturbing” and “unappetising” generated images by country.** % **Disturbing** indicates the proportion of generated images where a reviewer used the word “disturbing” to describe the image. % **Unappetising** indicates the proportion of generated images where one of the following words was used in a free-text box to describe the image: gross; vomit; disgusting; rotten; ugly; burnt; burned; unappealing; poop; dung; stale; trash; dirt; horrible; hideous; or unappetising. This is an imperfect heuristic and thus the absence of these words in other image reviews does not necessarily imply the lack of such negative meanings. It is appalling to see that % **Unappetising** results reach as high as 15% in the five African countries (Algeria; DALL-E 2); the highest score for the US is only 1.9% (Stable Diffusion).

Country	% Disturbing			% Unappetising		
	DALL-E 2	DALL-E 3	SD v2.1	DALL-E 2	DALL-E 3	SD v2.1
Algeria	0.057	0.000	0.094	<b>0.151</b>	0.000	0.024
Cameroon	0.063	0.163	0.088	0.019	<b>0.010</b>	0.016
Kenya	0.041	0.021	0.181	0.007	0.000	0.019
Nigeria	<b>0.381</b>	<b>0.364</b>	<b>0.200</b>	0.064	0.006	<b>0.035</b>
South Africa	0.046	0.057	0.035	0.024	0.009	0.016
United States	0.030	0.013	0.038	0.010	0.003	0.019

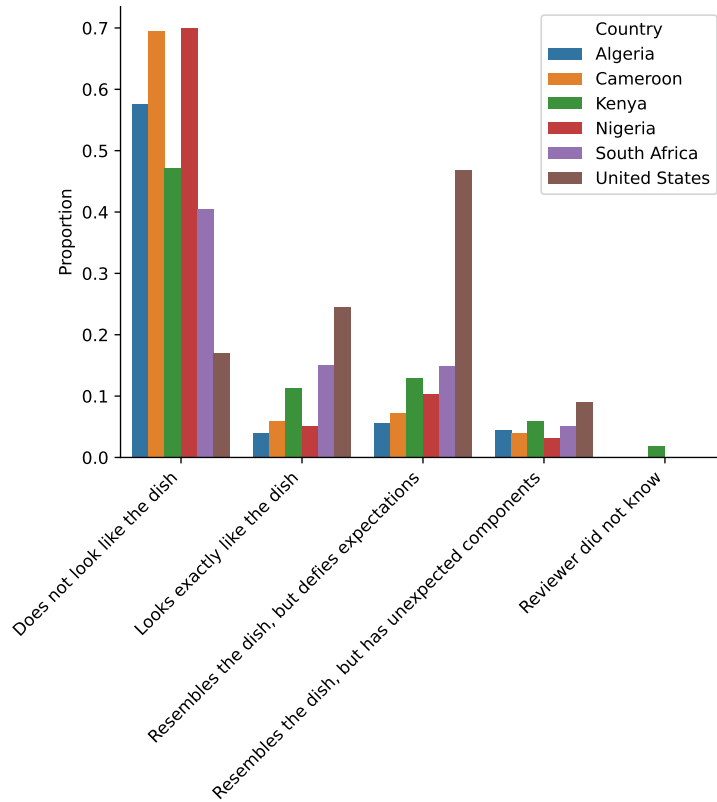


Figure 14: **Proportion of reviewer responses on perception of generated image match to dataset dish, by country.** Community ambassadors for each country rated the generated images for their perceived match to the dish the images were meant to be representing.



Figure 15: **Characteristic output from the US: wooden serving boards and backgrounds.** Regardless of the accuracy of the *dish* generation, the models tended to introduce wooden serving boards and backgrounds to dish images. This image depicts a curated set of examples, as selected by our review team from the US.



Figure 16: **Stereotypical and problematic output from Algeria: vegetarian meals served on traditional Amazigh and Mauresque-style designs characteristic of North African countries.** Regardless of the accuracy of the *dish* generation, the models tended to introduce these flattening and geographically overbroad designs and a consistent lack of diversity in the food generated. However, appropriate Kabyle pottery and Maghreb-style cutlery are also generated.



Figure 17: **Stereotypical and problematic output for Cameroon: “African” designs and spoiled meals.** Regardless of the accuracy of the *dish* generation, the models tended to default to a flattened and stereotypical depiction of serving plates that are rusted, made of clay and/or include “African” designs. While we acknowledge the models have limitations in terms of the accuracy of the dishes generated, this is compounded by the problematic observation that the model also lacks the incentive to generate food that is seen as appetising.



Figure 18: **Stereotypical and problematic output for Kenya: rustic clay and wooden bowls.** Regardless of the accuracy of the *dish* generation, the models defaulted to a stereotypical depiction of food being served on clay plates in what appear to be rustic settings. This lack of diversity speaks to model bias that defaults to representations of a crude and outdated nature.



Figure 19: **Stereotypical and problematic output for South Africa: literal depiction of ingredients, rustic settings, and “African” bowls.** Regardless of the accuracy of the *dish* generation, the models tended to produce crude or stereotypical designs and a consistent lack of diversity in crockery. Notably, in the first image on the left, we see a literal depiction of worms in a bowl, instead of the nourishing *mashonza*, which is a cooked stew made from mopane worms.



**Figure 20: Stereotypical and problematic output for Nigeria: incorrect dishes and unappetising presentations.** The models' outputs for Nigerian dishes are riddled with inaccuracies and unappealing presentations. From the most advanced model, DALL-E 3 (left), to the least, Stable Diffusion (third image from the left), there is a consistent mischaracterization of the dishes. For instance, when asked to generate Ila Alasepo (okra soup), the models produce raw ingredients (okra) instead. Additionally, DALL-E 3 (left) perpetuates stereotypes with an African print-patterned bowl—an element not seen in US generated dishes. The Adalu (beans and corn pottage) on the right is rendered in a rusty, clay-like bowl, which misrepresents the modern presentation of dishes in Nigeria, making it look unappetizing and culturally inaccurate.

## I Compute requirements

### I.1 Web hosting

We developed a Django web application for data collection and hosted on the Google Cloud Platform (GCP) App Engine service. We also use the PostgreSQL database and Google Bucket storage services for storing the collected data. The cost to host and run the website is around \$30 a month.

### I.2 GPU compute

We used an A100 40GB Virtual Machine (VM) instance on GCP. The monthly cost to run the machine is about \$2000, although switching off the VM when not in use can reduce the cost by a large factor.

### I.3 LLM experiments

To generate the predictions from OpenAI GPT 3.5 Turbo [38], Llama 3 (8B), and Llama 3 (70B) [18], we queried each of these LLMs with the 6 prompts outlined in App. E.1. In our research exploration phase, we had five additional prompts to predict other properties recorded in WORLD WIDE DISHES: the language of the dish name; the region; any cultural associations; any drinks with which the dish is commonly consumed; and the occasion at which the dish is eaten. We did not include these in the main experiments since these were optional questions in the WORLD WIDE DISHES data collection.

We used the official OpenAI API for GPT 3.5, and hosted an instance of Llama 3 (8B) on an A100 40GB Virtual Machine on GCP. We found that the inference speed of a self-hosted Llama 3 (70B) instance was too slow, so we used Groq (<https://groq.com>), which offered a free Llama 3 API at the time of research. While the exact token lengths (and hence the inference time and cost) vary depending on the properties of interest, it required roughly half a day for GPT 3.5 with five seeds, half a day for a self-hosted Llama 3 (8B) with five seeds, and half a day for Llama 3 (70B) via Groq API with one seed to enumerate through all the prompts for the 765 dishes submitted to WORLD WIDE DISHES. Over the lifetime of the research project, our total spending on OpenAI GPT 3.5 API was around \$30, including ablations and retries.

### I.4 Generation of dish images

We used DALL-E 2 [39], DALL-E 3 [40], and Stable Diffusion v2.1 [41] to generate images of dishes. For DALL-E 2 and DALL-E 3, we used the official OpenAI API. DALL-E 2 costs \$0.020 per image, and DALL-E 3 costs \$0.020 per image. For Stable Diffusion, we self-hosted on an A100 40GB Virtual Machine on GCP. We generated five image samples of food for every entry in WORLD WIDE DISHES. In addition, we also generated five image samples for each of the 30 dishes per country in our case studies in Section 3.3: Algeria, Cameroon, Nigeria, Kenya, South Africa, and the United States. We also conducted exploratory research on generating images conditioned on the country name only (300 countries and regions), continent name (six continents), and unconditional (from the world) with 50 seeds.

The image generation speed was bottlenecked by the quota on the OpenAI API of five images per minute for DALL-E 2 and one image per minute for DALL-E 3. For the self-hosted Stable Diffusion v2.1, we had around five images per minute. Over the lifetime of the research project, our total spending on OpenAI DALL-E 2 and DALL-E 3 API combined was around \$700, including ablations and retries.

### I.5 CLIP Experiments

We use `openai/clip-vit-base-patch32`, provided by Hugging Face, as the CLIP [19] model to encode text descriptors and the generated dish images. The CLIP model is run on a single A100 80GB machine. On average, encoding each generated dish image takes approximately 0.07 seconds.

### I.6 VQA Experiments

We use Llava-v1.6-34b [42, 20] as the default VQA model to probe for food stereotypes in the visual elements of generated dish elements. The model is run on a single A100 80GB machine, and SGLang [45] is utilised to support multiple inferencing and parallel batch processing. Running the VQA model on approximately 113,000 multiple-choice questions took about 5 hours to complete. On average, each image-question pair inference takes about 7 seconds.

## J Terms of use, licensing and maintenance

### J.1 Terms of Use

This dataset is primarily intended for evaluating foundation models. However, it can be used for careful fine-tuning, bearing in mind the skewed distribution of regional information provided. We prohibit the use of the data in WORLD WIDE DISHES in developing prompt templates for the generation of training data or any other related uses. As we demonstrate in this paper, these models have a high propensity for the replication of stereotypical settings and imagery and other undesirable outcomes and errors. Stringent auditing of any generated output is, therefore, necessary to avoid misinformation in the training data.

### J.2 Licence

The WORLD WIDE DISHES dataset includes text and image data that is free to use under a CC-BY 4.0 licence and is used as such by the authors. In addition to contributor photographs shared with consent, the dataset contains URLs that reference images that (at the time of curation) are under Creative Commons and/or royalty-free licences that allow for their use and distribution. However, we note that the individual images we link to may have licences that do not allow commercial use. Users of this dataset will assume liability if they use the dataset beyond the terms of use as indicated by the benchmark. The authors do not take responsibility for any licences that change with time.

The authors confirm that, to the best of their knowledge, they are using all intellectual property in accordance with their licences, and the use of the data as stipulated in this Terms of Use and the accompanying manuscript and GitHub repository does not violate any rights. The GDPR allows for certain processing of personal data for research purposes. Please contact Elizaveta Semenova in the event of concerns: [elizaveta.semenova@cs.ox.ac.uk](mailto:elizaveta.semenova@cs.ox.ac.uk).

Please refer to the [World Wide Dishes GitHub repository](#) for the most up-to-date information.

### J.3 Dataset maintenance

The URLs provided in WORLD WIDE DISHES are curated manually. At the time of collection in May 2024, none of the URLs pointed to any images containing harmful or disturbing imagery or depicted children. The authors will proactively investigate the dataset for broken links, with randomised checks of the images themselves to ensure URLs are not redirecting every six (6) months.

We also welcome scrutiny and feedback from members of the community who choose to use the dataset. To facilitate this process, we put forward the following:

- A [Google Form](#) can be used to identify broken and/or inappropriate links. Authors are notified when a submission is made.
- Feedback, concerns, and issues can be submitted via a GitHub Issue: <https://github.com/oxai/world-wide-dishes/issues>.

### J.4 Reporting and/or addressing issues with the dataset

If there are any concerns about the dataset or specific links to images or associated images, please contact the authors by filling out this [Google Form](#) and offending information will be removed immediately. Such concerns may include but are not limited to: issues with the metadata related to a dish; deprecated links; links that have redirected to disturbing or inappropriate content; or you may have identified yourself in an image and would like such image removed.

## K Croissant metadata for WORLD WIDE DISHES

We provide the Croissant metadata for WORLD WIDE DISHES in our GitHub repository: <https://github.com/oxai/world-wide-dishes/blob/main/croissant-worldwidedishes.json>.

## L Datasheet for WORLD WIDE DISHES

We present a datasheet for the WORLD WIDE DISHES dataset, which is available on GitHub: <https://github.com/oxai/world-wide-dishes>. The information in the datasheet is up to date as of June 2024. Any amendments to the datasheet made after this version will be made on GitHub.



## L.1 Motivation

**For what purpose was the dataset created?** The WORLD WIDE DISHES dataset was created to evaluate and fine-tune foundation models. In this paper, we specifically demonstrate the dataset’s use for measuring capability and representational biases for diverse cultural representation and image generation in vision-language, text-to-image, and text-to-text models.

**Who created the dataset (e.g., which team, research group) and on behalf of which entity (e.g., company, institution, organisation)?** The dataset was created by the authors of the paper, who were supported by the Oxford Artificial Intelligence Society Labs. The dataset collection process further relied upon input from our volunteer contributors and community ambassadors who generously shared their time and knowledge with the team.

**Who funded the creation of the dataset?** This project is supported by Google’s CURE Programme and the OpenAI API Researcher Access Programme, which assisted in the data collection process, data pre-processing, and hosting of the data.

**Any other comments?** None.

## L.2 Composition

**What do the instances that comprise the dataset represent (e.g., documents, photos, people, countries)?** The dataset consists of text data describing dishes from around the world and associated metadata, as submitted by a global network of contributors and community ambassadors. In many instances, a dataset entry will also include a URL to an image with a Creative Commons or royalty-free licence, a photograph released under a CC-BY licence, and/or a URL to a recipe hosted on a third-party website. No people are depicted in the associated images, and the images only contain food and the associated serving- and tableware.

**How many instances are there in total (of each type, if appropriate)?** 765 dishes, each with associated meta data

**Does the dataset contain all possible instances or is it a sample (not necessarily random) of instances from a larger set?** The dataset was made possible by utilising volunteer contributors inputting data into an online form created and distributed by the authors. Instances in the dataset are therefore limited by the volunteers reached and those willing to contribute. Contributors were reached through word of mouth and convenience sampling.

**What data does each instance consist of?** Each instance consists of a text description and associated metadata. For each instance, the following data was requested. Optional metadata is marked as such, which means these may not be present in each instance.

- The name of the dish in a local language (this is the identifying label)
- The name of the dish in English (if available) or a phonetic approximation thereof *[optional]*
- The name of the local language, and associated language code
- The country(ies) and region(s) associated with the dish
- The cultural, social, or ethnic group(s) associated with the dish *[optional]*
- The time(s) of day the dish is eaten
- The role of the dish within a meal, or the type of dish
- The dish’s ingredients
- Any utensils used to eat the dish *[optional]*
- Any beverages typically drunk with the dish *[optional]*
- The circumstances under which the dish is eaten, such as a special occasion *[optional]*
- Any further information that the contributor considers relevant to the submission *[optional]*
- A URL to a third-party website with a relevant recipe *[optional]*
- A personal photograph of the dish, along with explicit permission for it to be used for research purposes *[optional]*

- A URL of an image shared online with a CC-BY licence *[optional]*
- If images were shared or uploaded, a text caption *[optional]*

**Is there a label or target associated with each instance?** The dish name is used as the main identifying label, along with the region(s) with which the dish is associated.

**Is any information missing from individual instances?** The dataset collection relied on community participation, and as such, some of the data points may not be included for all dishes. The following data was considered optional and therefore may not be present for each instance:

- The name of the dish in English (if available), or a phonetic approximation thereof
- The cultural, social, or ethnic group(s) associated with the dish
- Any utensils used to eat the dish
- Any beverages typically drunk with the dish
- The circumstances under which the dish is eaten, such as a special occasion
- Any further information that the contributor considers relevant to the submission
- A URL to a third-party website with a relevant recipe
- A personal photograph of the dish, along with explicit permission for it to be used for research purposes
- A URL of an image shared online with a CC-BY licence
- If images were shared or uploaded, a text caption was requested

**Are relationships between individual instances made explicit (e.g., users' movie ratings, social network links)?** N/A

**Are there recommended data splits (e.g., training, development/validation, testing)?** Yes. We urge caution when using this dataset to fine-tune models. The data collection was based on convenience sampling, and as such is skewed. Data splits for training-testing should be done relative to the relative country and the number of associated dishes. The recommended split is 50-50.

**Are there any errors, sources of noise, or redundancies in the dataset?** At the time of initial release, there are no errors, redundancies, or sources of noise to the best of the authors' knowledge, based on internal review.

However, it is important to note that the information was collected through a decentralised network of contributors and community ambassadors sharing their personal experiences of foods they associate with their own experiences of their cultural, regional, and/or national backgrounds. This method was chosen because most of the data is not present in traditional online sources and, as such, makes it difficult to verify. We consider the community ambassadors to be the experts in this case; however, in the event that errors are identified, we encourage the research community to inform us through this [Google Form](#). In such cases we will update instances in consultation with the relevant communities.

**Is the dataset self-contained, or does it link to or otherwise rely on external resources (e.g., websites, tweets, other datasets)?** The dataset contains URLs that reference publicly available recipes. The dataset also contains URLs that reference images that, at the time of curation, are under Creative Commons and/or royalty-free licences that allow for their use and distribution.

**Does the dataset contain data that might be considered confidential (e.g., data that is protected by legal privilege or by doctor-patient confidentiality, data that includes the content of individuals' non-public communications)?** No.

**Does the dataset contain data that, if viewed directly, might be offensive, insulting, threatening, or might otherwise cause anxiety?** At the time of review, the image URLs provided (user-uploaded images and royalty-free/Creative Commons images) did not point to any images containing harmful or disturbing imagery, or any images containing children. Any URL endpoints that change to become problematic or are determined to infringe on privacy will be removed immediately.

However, the dataset contains images of foods that some people may be unaccustomed to seeing. Although these images may be anxiety-provoking, such images will not be removed by the WORLD

WIDE DISHES team. This is because this project explores experiences in different parts of the world, and therefore not all may be within our personal frame of reference. We encourage researchers who choose to view the dataset images to take their own comfort levels into account. We encourage a heightened level of tolerance when viewing images of food that some may consider disturbing or unethical based upon their own positionalities.

**Does the dataset identify any subpopulations (e.g., by age, gender)?** The data collection form requests that contributors provide their age and nationality. Information about the contributor's age is required in order to ensure the contributor is old enough to provide informed consent in compliance with our ethics approval from the Departmental Research Ethics Committee of the Computer Science Department at the University of Oxford (reference: CS\_C1A\_24\_004) (all participants must be 18 years old or older). However, all data is anonymised and no identifiable or personal information is shared with the dataset.

**Is it possible to identify individuals (i.e., one or more natural persons), either directly or indirectly (i.e., in combination with other data) from the dataset?** Contributors have the option to provide their name and contact information to receive credit in the published paper and/or to receive communication directly related to this research. Where this information has been provided, it is anonymised and has been stored separately from the dataset at all times. Information about the contributor's age is required in order to ensure the contributor is old enough to provide informed consent in compliance with our ethics approval from the Departmental Research Ethics Committee of the Computer Science Department at the University of Oxford (reference: CS\_C1A\_24\_004) (all participants must be 18 years old or older). Instances in the dataset are not linked to particular participants, and participant biographical information is only accessible to a subset of the authors, in compliance with our protocol as approved by the Ethics Committee. Contributors were also given notice of procedures and timelines by which they could request their personal information be deleted prior to giving informed consent to participate. Where participants agreed to be publicly credited, their names will be publicly available in the acknowledgement section of resulting publications. However, their names are not linked to any other personally identifying information or to specific instances in the dataset.

**Does the dataset contain data that might be considered sensitive in any way (e.g., data that reveals race or ethnic origins, sexual orientations, religious beliefs, political opinions or union memberships, or locations; financial or health data; biometric or genetic data; forms of government identification, such as social security numbers; criminal history)?** Contributors are asked to provide their age and nationality during the data collection process; however, as part of the data anonymisation process, this information has been removed from any publicly available data. Any personally identifiable information provided by contributors has been unlinked and has been stored separately from the dataset at all times. Information about the contributor's age is required to ensure the contributor is of an age that complies with our ethics approval from the Departmental Research Ethics Committee of the Computer Science Department at the University of Oxford (reference: CS\_C1A\_24\_004) mandating ability to give informed consent. Instances in the dataset are not linked to particular contributors, and contributor biographical information is only accessible to a subset of the authors, in compliance with our protocol approved by the Ethics Committee.

**Any other comments?** Contributors are provided with opt-out information, allowing them to withdraw their name, contact information, and submissions from our internal database. However, contributors who wished to be credited were made explicitly aware that they would not be able to retract their names as of a certain point before publication.

### L.3 Collection Process

**How was the data associated with each instance acquired?** The authors created an online form that was widely distributed via social media and professional networks. Volunteer contributors then input data about culinary dishes they considered to be associated with their own national, ethnic, and/or cultural heritage(s). The authors, in conjunction with community ambassadors, audited the data for duplicate entries and removed images and links that were shared incorrectly (e.g., without necessary licensing) or which contained people.

**What mechanisms or procedures were used to collect the data (e.g., hardware apparatuses or sensors, manual human curation, software programs, software APIs)?** A website was designed using Django, Bootstrap, JavaScript, and jQuery, and was deployed using Google App Engine. PostgreSQL was used for the database. Volunteer contributors were recruited to submit data directly to the website.

**If the dataset is a sample from a larger set, what was the sampling strategy (e.g., deterministic, probabilistic with specific sampling probabilities)?** N/A.

**Who was involved in the data collection process (e.g., students, crowd-workers, contractors) and how were they compensated (e.g., how much were crowd-workers paid)?** The paper authors were responsible for creating the website and for submitting dishes related to their own heritage(s) and were not compensated for this work. A link to the project website was widely disseminated on social media and through other social, personal, and professional networks to reach a broad swath of the worldwide public. Community ambassadors also acted to promote the project within their communities to drive engagement. Neither the community ambassadors nor the contributors were compensated; however, all participants who consented were credited with the creation of the dataset. Those participants who showed distinguished contributions to the data collection phase were invited onboard as authors of the paper; however, this was not offered as a preemptive incentive.

**Over what time frame was the data collected?** Three months in 2024 (from March to May).

**Were any ethical review processes conducted (e.g., by an institutional review board)?** Ethics approval for the World Wide Dishes data collection and subsequent research study was obtained from the Departmental Research Ethics Committee of the Computer Science Department at the University of Oxford (reference: CS\_C1A\_24\_004).

**Did you collect the data from the individuals in question directly, or obtain it via third parties or other sources (e.g., websites)?** Information about food was submitted directly from the contributors. However, recipe data was obtained from websites selected by the contributors.

**Were the individuals in question notified about the data collection?** Yes, and informed consent was obtained before data collection.

**Did the individuals in question consent to the collection and use of their data?** Yes.

**If consent was obtained, were the consenting individuals provided with a mechanism to revoke their consent in the future or for certain uses?** Yes. Contributors were given clear instructions and timelines for withdrawing their personally identifying information, the dish data information they provided, or both.

**Has an analysis of the potential impact of the dataset and its use on data subjects (e.g., a data protection impact analysis) been conducted?** Yes. The impact of the dataset and its use on the contributors was conducted as part of the ethics review. The Departmental Research Ethics Committee of the Computer Science Department at the University of Oxford determined that, given the measures taken by us as the core author team, there is minimal risk to the contributors. Approval was granted under reference CS\_C1A\_24\_004). Further, we have explored and pursued non-exploitative data collection measures within the capabilities of our voluntary student team.

**Any other comments?** The authors confirm that, to the best of our knowledge, we are using all intellectual property in accordance with the law. All contributors who provided photographic images did so along with express consent for such images to be used for research purposes. The use of website data for recipes is also in accordance with the law. The authors do not take responsibility for any licences that change with time.

#### **L.4 Pre-processing/Cleaning/Labelling**

**Was any pre-processing/cleaning/labelling of the data done (e.g., discretisation or bucketing, tokenisation, part-of-speech tagging, SIFT feature extraction, removal of instances, processing of missing values)?** Yes.

**Was the “raw” data saved in addition to the pre-processed/cleaned/labelled data (e.g., to support unanticipated future uses)?** Yes. This has been stored by the authors of this paper; however, it will not be publicly released at the time of publication.

**Is the software that was used to pre-process/clean/label the data available?** This was done by the authors manually, using openly available software from the Google Suite, such as Google Sheets. The website used to collect the data has been open-sourced to allow other researchers to develop similar data collection processes, and is available on the [GitHub repository](#).

**Any other comments?** None.

## L.5 Uses

**Has the dataset been used for any tasks already?** The dataset is completely novel and, as of June 2024, has only been used in the original World Wide Dishes paper.

Any updates will be added to the [GitHub repository](#)

**Is there a repository that links to any or all papers or systems that use the dataset?** Not as of the time of publication in 2024.

**What (other) tasks could the dataset be used for?** The dataset can be used to carefully finetune models, bearing in mind the skewed nature thereof. In addition to the evaluation tasks we propose (please see [our GitHub repository](#)), the dataset can be used as a means to evaluate LLMs, VLMs and T2I models for common knowledge reasoning and social representational biases.

**Is there anything about the composition of the dataset or the way it was collected and pre-processed/cleaned/labelled that might impact future uses?** There is always the possibility that the URL links to images provided by the contributors become deprecated. The authors do not take responsibility for any changes to image links, or to their associated licences, but will immediately remove any problematic images in the event such changes are identified. Please see our [Google Form](#) here.

The dataset was compiled primarily through contributions from the public. The authors have reviewed the data to the best of our ability, but if any information is factually incorrect, we cannot accept responsibility for such errors. We request that we be notified of any factual errors through our [Google Form](#) here.

**Are there tasks for which the dataset should not be used?** Yes. We prohibit the use of the data in WORLD WIDE DISHES in developing prompt templates for the generation of training data or any other related uses. As we demonstrate in this paper, these models have a high propensity for the replication of stereotypical settings and imagery and other undesirable outcomes and errors. Stringent auditing of any generated output is, therefore, necessary to avoid misinformation in the training data.

**Any other comments?** None.

## L.6 Distribution

**Will the dataset be distributed to third parties outside of the entity (e.g., company, institution, organisation) on behalf of which the dataset was created?** This dataset is publicly available and we encourage developers of foundational models to use it to assess their models’ propensities for cultural bias.

**How will the dataset be distributed (e.g., tarball on website, API, GitHub)?** The dataset will be distributed via GitHub: <https://github.com/oxai/world-wide-dishes>.

**When will the dataset be distributed?** The WORLD WIDE DISHES dataset will be distributed at the time the paper is published, in 2024.

**Will the dataset be distributed under a copyright or other intellectual property (IP) licence, and/or under applicable terms of use (ToU)?** Yes. We have included a Data Clause, which includes the licence and the terms of use in the Supplementary Materials and in our GitHub repository under "LICENCE". These URLs are distributed based on the royalty-free/Creative Commons licences

that the images occupy at the time of curation. The WORLD WIDE DISHES dataset is open source, but we request that it be cited in any subsequent work. The citation can be found alongside the data on [our GitHub repository](#).

**Have any third parties imposed IP-based or other restrictions on the data associated with the instances?** No, not as of the time of data curation (March through May 2024).

**Do any export controls or other regulatory restrictions apply to the dataset or to individual instances?** No.

**Any other comments?** None.

## L.7 Maintenance

**Who will be supporting/hosting/maintaining the dataset?** The authors of the paper and the Oxford Artificial Intelligence Society.

**How can the owner/curator/manager of the dataset be contacted (e.g., email address)?** WORLD WIDE DISHES contact person: Elizaveta Semenova, via [elizaveta.semenova@cs.ox.ac.uk](mailto:elizaveta.semenova@cs.ox.ac.uk)

If the query or concern is ethics related: Marina Jirotko (Chair), Department of Computer Science Research Ethics Committee, via [ethics@cs.ox.ac.uk](mailto:ethics@cs.ox.ac.uk).

Errors and other issues can be submitted via a GitHub Issue: <https://github.com/oxai/world-wide-dishes/issues> Alternatively, any issues can be logged on the [Google Form](#).

**Is there an erratum?** N/A at the time of publishing in 2024.

**Will the dataset be updated (e.g., to correct labelling errors, add new instances, delete instances)?** Yes. We encourage anyone who finds fault to contact the authors to request amendment or removal of any problematic URLs. Alternatively, please complete this [Google Form](#) to report problematic images and/or labels; the authors will be notified by email immediately. The authors also undertake to do the following:

1. The authors will proactively investigate the dataset for broken links every six (6) months, with randomised checks of the images themselves to ensure URLs are not redirecting.
2. We have uploaded code and instructions to [GitHub](#) for easy command line running of a script which checks for URL integrity and that the images can be utilised by models. This will be run by the authors every six (6) months.
3. Further, we have included a [Google Form](#) which can be used to identify broken and/or inappropriate links.

**If the dataset relates to people, are there applicable limits on the retention of the data associated with the instances (e.g., were the individuals in question told that their data would be retained for a fixed period of time and then deleted)?** Yes. Contributors were notified that their data would be retained for three years on a secure online database as per the [Oxford University data policy](#), and then deleted.

**Will older versions of the dataset continue to be supported/hosted/maintained?** Yes, with the exception of any URLs that change with time and potentially link to problematic images. These will be removed entirely, and replaced where possible.

**If others want to extend/augment/build on/contribute to the dataset, is there a mechanism for them to do so?** Yes. We encourage anyone looking to expand the dataset to contact the authors.

**Any other comments?** None.

## M Author statement of responsibility

As authors, we confirm that we bear all responsibility in case of any violation of rights during the collection of the WORLD WIDE DISHES data. We commit to taking appropriate action when needed; for example – but not limited to – removal of data with such issues.