

DiTFastAttn: Attention Compression for Diffusion Transformer Models

Zhihang Yuan^{*2} Pu Lu^{*1} Hanling Zhang^{*3} Xuefei Ning^{1 †‡} Linfeng Zhang⁴
 Tianchen Zhao^{1,2} Shengen Yan² Guohao Dai^{2,4} Yu Wang^{1 †}

¹Tsinghua University ²Infinigence AI ³Carnegie Mellon University ⁴Shanghai Jiao Tong University

Abstract

Diffusion Transformers (DiT) excel at image and video generation but face computational challenges due to self-attention’s quadratic complexity. We propose DiTFastAttn, a novel post-training compression method to alleviate DiT’s computational bottleneck. We identify three key redundancies in the attention computation during DiT inference: 1. spatial redundancy, where many attention heads focus on local information; 2. temporal redundancy, with high similarity between neighboring steps’ attention outputs; 3. conditional redundancy, where conditional and unconditional inferences exhibit significant similarity. To tackle these redundancies, we propose three techniques: 1. Window Attention with Residual Caching to reduce spatial redundancy; 2. Temporal Similarity Reduction to exploit the similarity between steps; 3. Conditional Redundancy Elimination to skip redundant computations during conditional generation. To demonstrate the effectiveness of DiTFastAttn, we apply it to DiT, PixArt-Sigma for image generation tasks, and OpenSora for video generation tasks. Evaluation results show that for image generation, our method reduce up to 88% of the FLOPs and achieves up to 1.6x speedup at high resolution generation.

1 Introduction

Recently, diffusion transformers (DiT) have gained increasing popularity in image (Peebles & Xie, 2023; Chen et al., 2024) and video generation (Open-Sora, 2024). However, a major challenge with DiTs is their substantial computational demand, particularly noticeable when generating high-resolution content. On the one hand, traditional transformer architectures, with their self-attention mechanism, have an $\mathcal{O}(L^2)$ complexity to the input token length L . This quadratic complexity leads to significant computational costs as the resolution of images and videos escalates. As demonstrated in Fig.1, the attention computation becomes the primary computational bottleneck during the inference process as image resolution increases. Specifically, if a $2K \times 2K$ image is tokenized into 16k tokens (Chen et al., 2024), this requires several seconds for attention computation, even on high-end GPUs such as the Nvidia A100. On the other hand, the inference process of diffusion requires a substantial number of neural network inferences due to the multiple denoising steps and the classifier-free guidance (CFG) technique (Ho & Salimans, 2022).

Previous efforts to accelerate attention mechanisms, such as Local Attention, Swin Transformer (Liu et al., 2021), and Group Query Attention (GQA) (Ainslie et al., 2023), mainly focused on designing the attention mechanism or network architecture. While effective in reducing computational costs, these approaches necessitate large retraining costs. Due to the substantial data and computational requirements for training a DiT, there is a need for post-training compression methods.

In this work, we identify three types of redundancy in the attention computation of DiT inference and propose a post-training model compression method, DiTFastAttn, to address these redundancies:

^{*}Equal contribution. [†] Corresponding author. [‡] Project advisor. Project Website: <http://nics-efalg.com/DiTFastAttn>.




Figure 1: **Left:** The efficiency benefits of applying DiTFastAttn on PixArt-Sigma (Chen et al., 2024) when generating images of different resolutions. The Y-axis shows the #FLOPs fraction normalized by the #FLOPs of the original model. **Right:** The qualitative results of applying DiTFastAttn on 1024×1024 PixArt-Sigma.

(1) *Redundancy in the spatial dimension.* Many attention heads primarily capture local spatial information, with attention values for distant tokens nearing zero. To reduce the redundancy, we opt to use window attention instead of full attention for certain layers. However, directly discarding all attention computation outside the window leads to significant performance degradation. To maintain the performance in a training-free way, we propose to cache the residual between the outputs of full and window attention at one step and reuse this residual for several subsequent steps. We refer to this technique as **Window Attention with Residual Sharing (WA-RS)**.

(2) *Similarity between the neighboring steps in attention outputs.* The attention outputs of the same attention head across neighboring steps can be highly similar. We propose the **Attention Sharing across Timesteps (AST)** technique that exploits this step-wise similarity to accelerate attention computation.

(3) *Similarity between the conditional and unconditional inference in attention outputs.* We observe that in CFG, the attention outputs of conditional and unconditional inference exhibit significant similarity ($SSIM \geq 0.95$) for certain heads and timesteps. Therefore, we propose the **Attention Sharing across CFG (ASC)** technique to skip redundant computation during conditional generation.

We conduct extensive experiments to evaluate DiTFastAttn using multiple DiT models, including DiT-XL (Peebles & Xie, 2023) and PixArt-Sigma (Chen et al., 2024) for image generation, and Open-Sora (Open-Sora, 2024) for video generation. Our findings demonstrate that DiTFastAttn consistently reduces the computational cost. Notably, the higher the resolution, the greater the savings in computation and latency. For instance, with PixArt-Sigma, DiTFastAttn delivers a 36% to 88% reduction in attention computation and a speedup of up to 1.6x during the generation of 2048×2048 images.

2 Related Work

2.1 Diffusion Models

Diffusion models (Ho et al., 2020; Rombach et al., 2022; Peebles & Xie, 2023; Chen et al., 2024; Open-Sora, 2024) have gained significant attention due to their superior generative performance compared to GANs (Creswell et al., 2018). Early diffusion models (Ho et al., 2020; Rombach et al., 2022) are implemented based on the U-Net architecture. To achieve better scalability, DiT (Peebles & Xie, 2023) utilizes the transformer architecture instead of U-Net. Diffusion transformer is applied in the fields of image and video generation. PixArt-Sigma (Chen et al., 2024) demonstrates the diffusion transformer’s capability to generate high-resolution images up to 4K. OpenSora (Open-Sora, 2024) presents the diffusion transformer’s ability to generate videos.

2.2 Vision Transformer Compression

The computational overhead of attention has garnered significant attention. FlashAttention (Dao, 2023) divides the input tokens into smaller tiles to minimize redundant memory accesses and

optimize latency. Some studies highlight the quadratic complexity of attention computation and improve efficiency through token pruning, achieved by filtering (Rao et al., 2021; Liu et al., 2022; Wu et al., 2023) or merging (Lu et al., 2023; Huang et al., 2023; Wu et al., 2023) tokens at different stages of the network. DynamicViT (Rao et al., 2021) employs a prediction network to dynamically filter tokens. Adaptive Sparse ViT (Liu et al., 2022) filters tokens by simultaneously considering the attention values and the L2 norm of the features. Lu et al. (2023) trains a network with segmentation labels to direct the merging operations of tokens in regions with similar content. Huang et al. (2023) conducts attention computations after downsampling tokens and subsequently upsampling to recover the spatial resolution. Wu et al. (2023) demonstrates that deeper layers are more suitable for filtering tokens, whereas shallower layers are more appropriate for merging tokens.

2.3 Local Attention

Various studies have delved into the utilization of local attention patterns, where each token attends to a set of neighboring tokens within a fixed window size, aiming to mitigate the computational burden associated with processing long sequences. The concept of local windowed attention was initially introduced by Beltagy et al. in Longformer, presenting an attention mechanism that scales linearly with sequence length. Bigbird (Zaheer et al., 2020) extends this idea by incorporating window attention, random attention, and global attention mechanisms, enabling the retention of long-range dependencies while mitigating computational costs. In the realm of computer vision, Swin Transformer (Liu et al., 2021) adopts a similar approach by confining attention computation to non-overlapping local windows, utilizing shifted windows across different layers to capture global context efficiently. Twins Transformer (Chu et al., 2021) and FasterViT (Vasu et al., 2023) employ window-based attention to enhance computational efficiency, leveraging different module designs such as global sub-sampled attention and hierarchical attention to exploit global context effectively. In our work, we employ fixed-sized window attention to accelerate pretrained Diffusion Transformer models and introduce a novel technique named Window Attention with Residual Sharing to preserve long-range dependencies for image tokens.

2.4 Attention Sharing

GQA (Ainslie et al., 2023) divides query heads into G groups. Each query retains its own parameters, while each group shares a key and value, reducing memory usage and improving efficiency. PSViT (Chen et al., 2021) shows that attention maps between different layers in ViT have significant similarity and suggests sharing attention maps across layers to reduce redundant computation. Deepcache (Ma et al., 2023) demonstrates that high-level features in U-Net framework diffusion models are similar across timesteps. Deepcache proposes reusing U-Net’s high-level features and skipping intermediate layers’ computation to accelerate denoising process. TGATE (Zhang et al., 2024) shows that the cross-attention output of text-conditional diffusion models converges to a fixed point after several denoising timesteps. TGATE caches this output once it converges and keeps it fixed during the remaining denoising steps to reduce computational cost. In DiTFastAttn, we demonstrate the similarity of attention outputs both CFG-wise and step-wise. We also consider the differences in similarity across different layers at various steps to share attention outputs CFG-wise and step-wise.

3 Method

3.1 Overview

In this section, we demonstrate the redundancy in the inference process of diffusion models with transformers. In the denoising process, we identify three types of redundancy, as shown in Figure 2: (1) *Redundancy in the spatial dimension*. (2) *Similarity between the neighboring steps in attention outputs*. (3) *Similarity between the conditional and unconditional inference in attention outputs*. To address these redundancies, we propose three compression techniques, as shown in Figure 2: (1) In Sec. 3.2, we introduce **Window Attention with Residual Sharing** to reduce spatial redundancy. (2) In Sec. 3.3, we introduce **Attention Sharing across Timesteps** to exploit step-wise similarities, thereby enhancing model efficiency. (3) In Sec. 3.4, we introduce **Attention Sharing across CFG** to reduce redundancy by utilizing similarity between conditional and unconditional generation. In Sec. 3.5, we introduce a simple greedy method to decide the compression plan, i.e., select the appropriate compression technique for each layer and step.

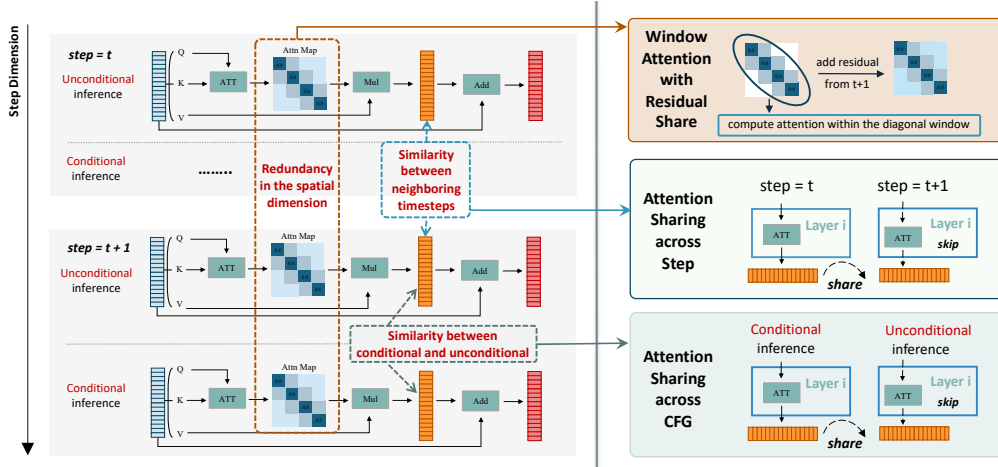


Figure 2: **Types of redundancy and corresponding compression techniques.** **Left:** Redundancy in the spatial dimension, denoising steps, and CFG. **Right:** Techniques implemented in DiTFastAttn to reduce redundancy for each type. DiTFastAttn employs window attention to minimize attention redundancy, while maintaining performance using residuals. Additionally, attention outputs are shared both step-wise and CFG-wise to reduce redundancy.

3.2 Window Attention with Residual Sharing (WA-RS)

We can observe the spatial locality of attention in many transformer layers in pre-trained DiTs. As shown in Fig. 3(a), attention values concentrate within a window along the diagonal region of the attention matrix. Therefore, replacing full attention with fixed-size window attention for some layers can preserve most of the values in the attention matrix during inference. By computing attention values only within a specified window, the computation cost of attention can be largely reduced.

However, some tokens still attend to a small set of spatial distant tokens. Discarding these dependencies negatively affects model performance. Mitigating this issue using only window attention necessitates a large window size to capture these dependencies. Consequently, this approach achieves minimal reduction in computational cost, thereby hindering acceleration efforts.

Cache and Reuse the Residual for Window Attention. To address the aforementioned issue, we investigate the information loss caused by using window attention. As shown in Fig. 3(a), the residual between the outputs of full and window attention exhibits a small variation across steps, unlike the output of window attention. This observation motivates us to cache the residual of window attention and full attention in one step and reuse it in subsequent steps.

Fig. 3(b) illustrates the computation of WA-RS: at each step, for each window attention layer, we compute the window attention and add a residual cached from the previous step to the output. We denote the set of steps that share the residual value \mathbf{R}_r as \mathbf{K} , the full attention at step r as \mathbf{O}_r , the window attention at step k as \mathbf{W}_k . For the first step in the set $r = \min(\mathbf{K})$, the computation of WA-RS goes as follows:

$$\begin{aligned} \mathbf{O}_r &= \text{Attention}(\mathbf{Q}_r, \mathbf{K}_r, \mathbf{V}_r), \\ \mathbf{W}_r &= \text{WindowAttention}(\mathbf{Q}_r, \mathbf{K}_r, \mathbf{V}_r), \\ \mathbf{R}_r &= \mathbf{O}_r - \mathbf{W}_r. \end{aligned} \quad (1)$$

For a subsequent step in the set $k \in \mathbf{K}$, the computation of WA-RS goes as follows:

$$\begin{aligned} \mathbf{W}_k &= \text{WindowAttention}(\mathbf{Q}_k, \mathbf{K}_k, \mathbf{V}_k), \\ \mathbf{O}_k &= \mathbf{W}_k + \mathbf{R}_r. \end{aligned} \quad (2)$$

3.3 Attention Sharing across Timesteps (AST)

The sequential nature of the denoising process in diffusion models is a major bottleneck for inference speed. Here, we compare the attention outputs at different steps during the denoising process. We

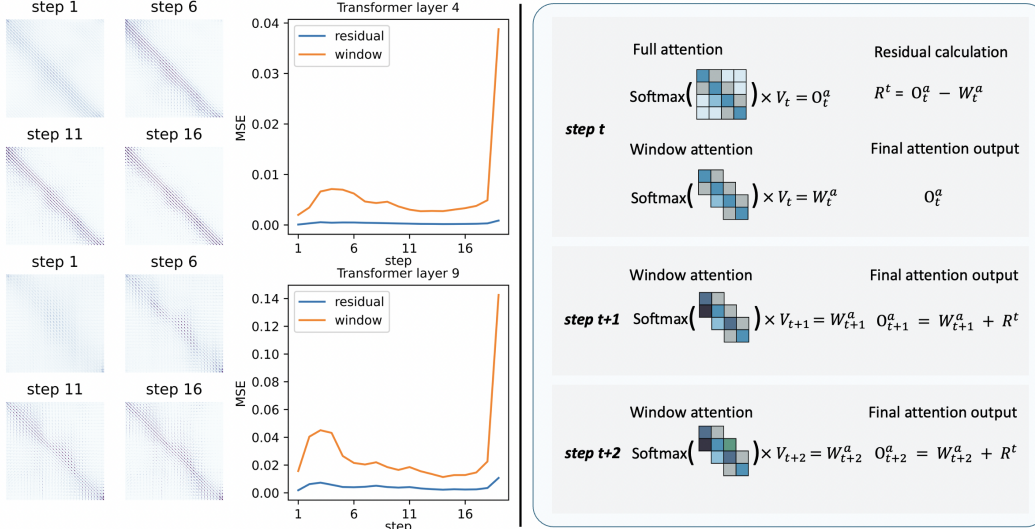


Figure 3: **Window Attention with Residual Sharing.** (a) **Left:** Example of the attention map showing the window pattern. **Right:** The MSE between the window attention outputs in the previous and current step versus the MSE between the output residuals of window and full attention in the previous and current step. The output residual exhibits very small changes over the steps. (b) Computation of Window Attention with Residual Sharing. Window attention that illustrates significant changes is recalculated. Residuals that change minimally are cached and reused in subsequent steps.

find that for some layers, the attention outputs at certain steps show significant similarity to those of adjacent steps. Fig. 4(a) presents the cosine similarity between the attention outputs at different steps. We can draw two primary observations: (1) There is a noticeable temporal similarity between the attention outputs; (2) This similarity varies across steps and layers.

To exploit this similarity to reduce the computational cost, we propose the AST technique. Specifically, for a set of steps with their attention outputs similar to each other, we cache the earliest step’s attention output O and reuse it, thereby skipping the computation at the subsequent steps.

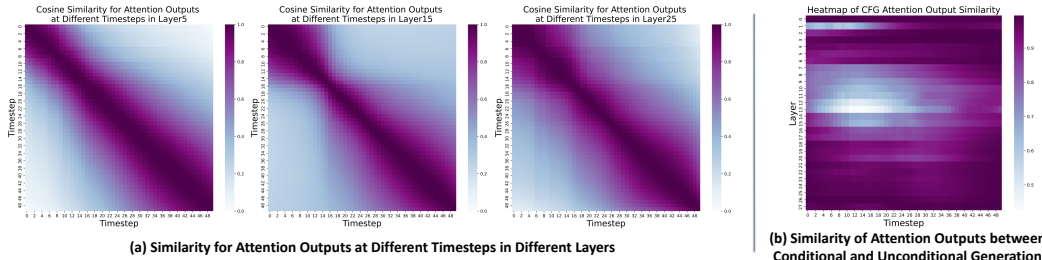


Figure 4: **Similarity of Attention Outputs Across Step and CFG Dimensions in DiT.** (a) Similarity of attention outputs across step dimension in different layers. (b) Similarity between conditional and unconditional attention outputs in various layers at different steps

3.4 Attention Sharing across CFG (ASC)

Classifier-free guidance (CFG) is widely used for conditional generation (Ho & Salimans, 2022; Ramesh et al., 2022; Saharia et al., 2022). In each step of the inference process for conditional generation, CFG performs two neural network inferences: one with the conditional input and one without. This doubles the computational cost compared with unconditional generation. As shown in Figure 4(b), for many layers and steps, the similarity between the attention outputs in the conditional and unconditional neural network evaluations is high.

Based on this observation, we propose the ASC technique that reuses the attention output from the conditional neural network evaluation in the unconditional neural network evaluation.

3.5 Method for Deciding the Compression Plan

The aforementioned techniques, including WA-RS, AST, and ASC, can effectively cut down the computational cost while maintaining the performance. As shown in Fig. 3 and Fig. 4, different layers have different redundancies in different time steps. Therefore, it is crucial to properly decide the compression plan, i.e., which techniques should be applied for each layer at each step.

We develop a simple greedy method to select the appropriate strategy (a combination of techniques) from a strategy list $\mathcal{S} = [\text{AST}, \text{WA-RS} + \text{ASC}, \text{WA-RS}, \text{ASC}]$ for each step and each layer. As shown in Alg. 1, we determine the strategies step by step and layer by layer. For each step and transformer layer, we apply each of the four compression strategies and calculate the loss between the model outputs with and without compression for the current step, $L(O, O')$. Then, we select the strategy with the highest computation reduction ratio with loss below a threshold $\frac{i}{|M|}\delta$, where i is the layer index and $|M|$ is the number of layers in the model. If none of the four strategies meet the threshold, we do not apply compression for this layer at that step.

Algorithm 1: Method for Deciding the Compression Plan

Input : Transformer Model M , Total Step T , Compression Strategy List \mathcal{S} , Threshold δ

Output : dictionary `dict` that stores selected compression techniques

Initialize `dict`

for *step* t in T **do**

for *transformer layer* i in M **do**

$O \leftarrow$ compute the output of M

for $m \in \mathcal{S}$ order by ascending compression ratio **do**

 compress layer i in step t using compression strategy m

$O' \leftarrow$ compute the output of M

if $L(O, O') < \frac{i}{|M|}\delta$ **then**

 update m as the selected strategy of layer i and step t in `dict`

break

return `dict`

4 Experiments

4.1 Settings

We evaluate DiTFastAttn on three commonly used diffusion transformers: DiT (Peebles & Xie, 2023) and Pixart-Sigma (Chen et al., 2024) for image generation tasks, and Open-Sora (Open-Sora, 2024) for video generation tasks. To demonstrate compatibility with fast sampling methods, we build our method upon 20-step DPM-Solver for DiT and Pixart-Sigma, and 100-step IDDPm (Nichol & Dhariwal, 2021) for Open-Sora.

We use ImageNet as the evaluation dataset for calculating quality metrics, and MS-COCO 2017 (Lin et al., 2014) caption as text prompt for Pixart-Sigma models’ image generation. For ImageNet, we generate 5k images to evaluate generation quality. Following previous studies, we employ FID (Heusel et al., 2017), IS (Salimans et al., 2016) and CLIP score (Hessel et al., 2021) as the evaluation metrics. We measure the latency per sample on a single Nvidia A100 40G GPU.

We use mean relative absolute error for $L(O, O')$ and experiment with and different thresholds δ at intervals of 0.025. We denote these threshold settings as D1 ($\delta=0.025$), D2 ($\delta=0.05$), ..., D6 ($\delta=0.15$), respectively. We set the window size of WA-RS to 1/8 of the token size.

4.2 Results on Image Generation

Results of Evaluation Metrics and #FLOPs. DiTFastAttn was applied to the pre-trained DiT-2-XL-512, PixArt-Sigma-1024, and PixArt-Sigma-2K models. Figure 5 displays the evaluation results of

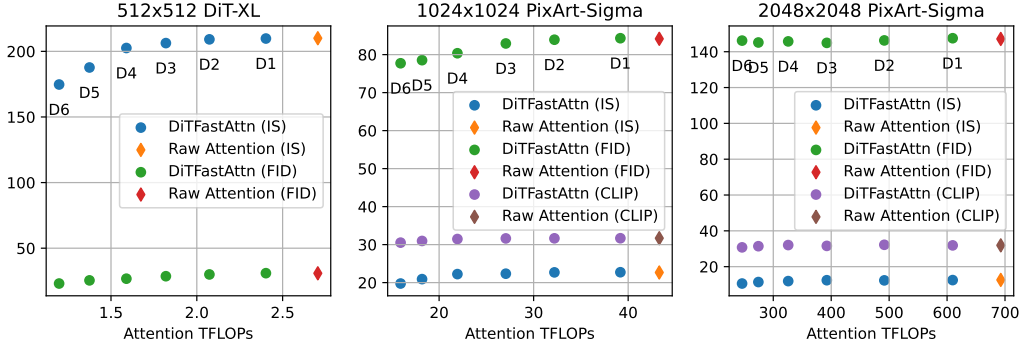


Figure 5: Image generation performance of DiTFastAttn at various image resolutions under various compression ratios.

Table 1: FLOPs fraction and latency fraction of DiTFastAttn in Diffusion Transformers comparing with original attention. The latency is evaluated on the Nvidia A100 40G GPU.

Model	SeqLen	Metric	ASC	WA-RS	WA-RS+ASC	AST
DiT-XL-512	1024	FLOPs	50%	69%	35%	0%
		Latency	56%	93%	54%	4%
PixArt-Sigma-1024	4096	FLOPs	50%	36%	18%	0%
		Latency	52%	73%	40%	2%
PixArt-Sigma-2K	16384	FLOPs	50%	23%	12%	0%
		Latency	52%	70%	36%	1%

these models on the ImageNet-5k validation dataset. For the DiT-2-XL-512 and PixArt-Sigma-1024 models, configurations D1, D2, and D3 nearly matched the performance of the original models in terms of IS and FID metrics. The IS and CLIP scores for settings D4, D5, and D6 decrease slightly as a trade-off for achieving higher compression rates. The attention computation of DiT-2-XL-512 was reduced to 88.82%, 76.65%, 67.28%, 58.77%, 50.82%, and 44.28% from D1 to D6, respectively; for PixArt-Sigma-1024, it was reduced to 90.49%, 74.37%, 62.50%, 50.67%, 42.03%, and 36.79%. The PixArt-Sigma-2K model maintained performance close to the original up to D5, with a noticeable performance decline only at D6, where attention computation was reduced to 88.01%, 70.98%, 56.65%, 47.03%, 39.60%, and 35.54%. The comparison of compression effects and evaluation metrics among the three models reveals that as image resolution increases, DiTFastAttn not only achieves greater compression but also better preserves the generative performance of the models.

Visualization of DiTFastAttn’s Generation Results. Figure 6 shows the image generation samples of DiTFastAttn. For the DiT-2-XL-512 and PixArt-Sigma-1024 models, D1, D2, and D3 show visual generation quality similar to that of the original models. While D4, D5, and D6 achieve greater compression and exhibit slight differences in the details of the generated images, they still produce usable quality images. The PixArt-Sigma-2K model maintains image quality comparable to the original up to D4, and configurations D5 and D6 continue to generate high-quality images. This indicates that our compression method, even when reducing attention computation by more than half and compressing to 36% at higher resolutions, still maintains good generation quality.

4.3 Results on Video Generation

We apply DiTFastAttn on OpenSora for video generation. The results are shown in Figure 10. Specifically, the reduction in computation for configurations labeled D1 through D6 are as follows: 4.29%, 11.51%, 19.55%, 26.74%, 32.62%, 40.37%, respectively. For an extended analysis, additional results are provided in the Appendix.




Figure 6: Image generation samples at various image resolutions under various compression ratios.



Figure 7: Comparison of video generation using OpenSora V1.1 at 240p resolution with 16 frames.

4.4 #FLOPs Reduction and Speedup

Compression Results of DiTFastAttn on Various Sequence Lengths. We implement DiTFastAttn based on FlashAttention-2 (Dao, 2023). Table 1 shows the FLOPs fraction and latency fraction of DiTFastAttn in Diffusion Transformers compared with original attention mechanisms. The ASC technique reduces attention computation by 50%, with latency reduction slightly increasing as resolution increases. As resolution increases, WA-RS can reduce attention computation from 69% to 23%, and latency reduction ranges from 93% to 70%. The WA-RS and ASC techniques are orthogonal; they can be used simultaneously without additional overhead.

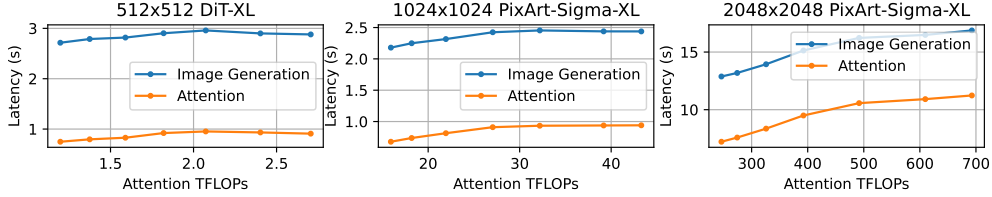


Figure 8: Latency of different resolutions of image generation under different compression ratios.

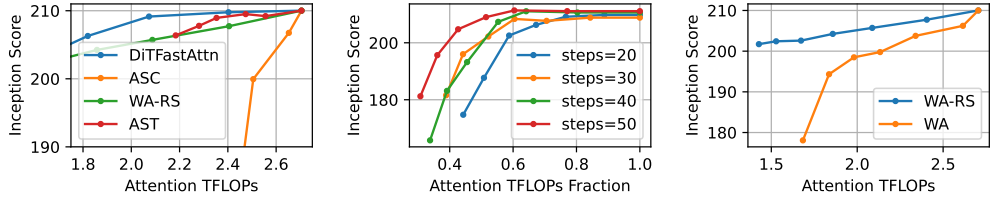


Figure 9: Ablation study on DiT-XL-2-512. Examination of methodological impact (Left), timesteps variability (Middle), and residual sharing (Right). "WA" denotes Window Attention without the Residual Share (RS).

Overall Latency of DiTFastAttn. Figure 8 shows the latency for image generation and attention as computation decreases when DiTFastAttn is applied. On the DiT-XL-512 model, there is a slight increase in overall latency for both image generation and attention computation in low compression ratio settings. DiTFastAttn introduces no overhead during inference. The latency increase is due to our kernel not being well-implemented, resulting in a slightly lower performance compared to FlashAttention-2. In high compression ratio settings, latency decreases compared to raw, with D6 achieving the lowest latency: overall generation latency is approximately 94.27% of raw, and overall attention latency is 82.32% of raw. For PixArt-Sigma-1024, latency continues to decrease as FLOPs decreases. PixArt-Sigma-2K shows the best performance, with overall generation latency at D6 being 76.32% of raw and overall attention latency at 64.27%. As resolution increases, DiTFastAttn achieves better performance in reducing latency for both overall attention and image generation. It is worth noting that further optimization of our kernel implementation could lead to better latency reductions.

4.5 Ablation Study

DiTFastAttn outperforms single methods. As shown on the left of Fig. 9, DiTFastAttn maintains higher quality metrics compared to individual techniques with the same computation budget. Among single techniques, AST shows the best generation quality. However, beyond 2.2 FLOPs, further compression using AST significantly degrades the outputs, causing the search algorithm to terminate. DiTFastAttn supports further compression while maintaining better quality.

Higher steps improve DiTFastAttn’s performance. As shown on the middle of Fig. 9, we compared the performance of DiTFastAttn at different steps. It is evident that as the step increases, DiTFastAttn can compress more computation while maintaining quality.

The residual caching technique is essential in maintaining the performance. As shown on the right of Fig. 9, Window Attention with Residual Sharing maintains better generative performance than Window Attention at the same compression ratio. Without residuals, window attention results in a significant performance drop.

5 Conclusion

In this paper, we introduce a novel post-training compression method, DiTFastAttention, to accelerate diffusion models. We identify three types of redundancy : (1) Redundancy in the spatial dimension. (2) Similarity between the neighboring steps in attention outputs. (3) Similarity between the conditional and unconditional inference in attention outputs. And we propose corresponding compression techniques: (1) Window Attention with Residual Sharing, (2) Attention Sharing across Timesteps, (3)

Attention Sharing across CFG. The experiments show that DiTFastAttention significantly reduces the cost of attention and accelerates computation speeds.

Limitations and Future Work. First, our method is a post-training compression technique and therefore cannot take advantage of training to avoid the performance drop. Second, our greedy compression method selection is simple but may not find the optimal. Third, our method only reduces the cost of attention module. In future work, we plan to explore training-aware compression methods. We also aim to extend our approach to other modules. Additionally, further kernel-level optimizations may unlock even greater speedups for the proposed compression techniques.

Acknowledgements

This work was supported by National Natural Science Foundation of China (No. 62325405, 62104128, U19B2019, U21B2031, 61832007, 62204164), Tsinghua EE Xilinx AI Research Fund, and Beijing National Research Center for Information Science and Technology (BNRist). We thank for all the support from Infinigence-AI.

References

- Joshua Ainslie, James Lee-Thorp, Michiel de Jong, Yury Zemlyanskiy, Federico Lebrón, and Sumit Sanghai. Gqa: Training generalized multi-query transformer models from multi-head checkpoints. *arXiv preprint arXiv:2305.13245*, 2023.
- Iz Beltagy, Matthew E Peters, and Arman Cohan. Longformer: The long-document transformer.
- Boyuan Chen, Peixia Li, Baopu Li, Chuming Li, Lei Bai, Chen Lin, Ming Sun, Junjie Yan, and Wanli Ouyang. Psvit: Better vision transformer via token pooling and attention sharing. *arXiv preprint arXiv:2108.03428*, 2021.
- Junsong Chen, Chongjian Ge, Enze Xie, Yue Wu, Lewei Yao, Xiaozhe Ren, Zhongdao Wang, Ping Luo, Huchuan Lu, and Zhenguo Li. Pixart- σ : Weak-to-strong training of diffusion transformer for 4k text-to-image generation. *arXiv preprint arXiv:2403.04692*, 2024.
- Xiangxiang Chu, Zhi Tian, Yuqing Wang, Bo Zhang, Haibing Ren, Xiaolin Wei, Huaxia Xia, and Chunhua Shen. Twins: Revisiting the design of spatial attention in vision transformers. *Advances in neural information processing systems*, 34:9355–9366, 2021.
- Antonia Creswell, Tom White, Vincent Dumoulin, Kai Arulkumaran, Biswa Sengupta, and Anil A Bharath. Generative adversarial networks: An overview. *IEEE signal processing magazine*, 35(1):53–65, 2018.
- Tri Dao. Flashattention-2: Faster attention with better parallelism and work partitioning. In *The Twelfth International Conference on Learning Representations*, 2023.
- Jack Hessel, Ari Holtzman, Maxwell Forbes, Ronan Le Bras, and Yejin Choi. Clipscore: A reference-free evaluation metric for image captioning. *arXiv preprint arXiv:2104.08718*, 2021.
- Martin Heusel, Hubert Ramsauer, Thomas Unterthiner, Bernhard Nessler, and Sepp Hochreiter. Gans trained by a two time-scale update rule converge to a local nash equilibrium. *Advances in neural information processing systems*, 30, 2017.
- Jonathan Ho and Tim Salimans. Classifier-free diffusion guidance. *arXiv preprint arXiv:2207.12598*, 2022.
- Jonathan Ho, Ajay Jain, and Pieter Abbeel. Denoising diffusion probabilistic models. *Advances in neural information processing systems*, 33:6840–6851, 2020.
- Huaibo Huang, Xiaoqiang Zhou, Jie Cao, Ran He, and Tieniu Tan. Vision transformer with super token sampling. In *Proceedings of the IEEE/CVF Conference on Computer Vision and Pattern Recognition*, pp. 22690–22699, 2023.
- Tsung-Yi Lin, Michael Maire, Serge Belongie, James Hays, Pietro Perona, Deva Ramanan, Piotr Dollár, and C Lawrence Zitnick. Microsoft coco: Common objects in context. In *Computer Vision—ECCV 2014: 13th European Conference, Zurich, Switzerland, September 6-12, 2014, Proceedings, Part V 13*, pp. 740–755. Springer, 2014.
- Xiangcheng Liu, Tianyi Wu, and Guodong Guo. Adaptive sparse vit: Towards learnable adaptive token pruning by fully exploiting self-attention. *arXiv preprint arXiv:2209.13802*, 2022.
- Ze Liu, Yutong Lin, Yue Cao, Han Hu, Yixuan Wei, Zheng Zhang, Stephen Lin, and Baining Guo. Swin transformer: Hierarchical vision transformer using shifted windows. In *Proceedings of the IEEE/CVF international conference on computer vision*, pp. 10012–10022, 2021.
- Chenyang Lu, Daan de Geus, and Gijs Dubbelman. Content-aware token sharing for efficient semantic segmentation with vision transformers. In *Proceedings of the IEEE/CVF Conference on Computer Vision and Pattern Recognition*, pp. 23631–23640, 2023.
- Xinyin Ma, Gongfan Fang, and Xinchao Wang. Deepcache: Accelerating diffusion models for free. *arXiv preprint arXiv:2312.00858*, 2023.
- Alexander Quinn Nichol and Prafulla Dhariwal. Improved denoising diffusion probabilistic models. In *International conference on machine learning*, pp. 8162–8171. PMLR, 2021.
- Open-Sora. Project title. <https://github.com/hpcaitech/Open-Sora>, 2024. Accessed: 2024-05-22.
- William Peebles and Saining Xie. Scalable diffusion models with transformers. In *Proceedings of the IEEE/CVF International Conference on Computer Vision*, pp. 4195–4205, 2023.

- Aditya Ramesh, Prafulla Dhariwal, Alex Nichol, Casey Chu, and Mark Chen. Hierarchical text-conditional image generation with clip latents. *arXiv preprint arXiv:2204.06125*, 1(2):3, 2022.
- Yongming Rao, Wenliang Zhao, Benlin Liu, Jiwen Lu, Jie Zhou, and Cho-Jui Hsieh. Dynamicvit: Efficient vision transformers with dynamic token sparsification. *Advances in neural information processing systems*, 34:13937–13949, 2021.
- Robin Rombach, Andreas Blattmann, Dominik Lorenz, Patrick Esser, and Björn Ommer. High-resolution image synthesis with latent diffusion models. In *Proceedings of the IEEE/CVF conference on computer vision and pattern recognition*, pp. 10684–10695, 2022.
- Chitwan Saharia, William Chan, Saurabh Saxena, Lala Li, Jay Whang, Emily L Denton, Kamyar Ghasemipour, Raphael Gontijo Lopes, Burcu Karagol Ayan, Tim Salimans, et al. Photorealistic text-to-image diffusion models with deep language understanding. *Advances in neural information processing systems*, 35:36479–36494, 2022.
- Tim Salimans, Ian Goodfellow, Wojciech Zaremba, Vicki Cheung, Alec Radford, and Xi Chen. Improved techniques for training gans. *Advances in neural information processing systems*, 29, 2016.
- Pavan Kumar Anasosalu Vasu, James Gabriel, Jeff Zhu, Oncel Tuzel, and Anurag Ranjan. Fastvit: A fast hybrid vision transformer using structural reparameterization. In *Proceedings of the IEEE/CVF International Conference on Computer Vision*, pp. 5785–5795, 2023.
- Xinjian Wu, Fanhu Zeng, Xiudong Wang, Yunhe Wang, and Xinghao Chen. Ppt: Token pruning and pooling for efficient vision transformers. *arXiv preprint arXiv:2310.01812*, 2023.
- Manzil Zaheer, Guru Guruganesh, Kumar Avinava Dubey, Joshua Ainslie, Chris Alberti, Santiago Ontanon, Philip Pham, Anirudh Ravula, Qifan Wang, Li Yang, et al. Big bird: Transformers for longer sequences. *Advances in neural information processing systems*, 33:17283–17297, 2020.
- Wentian Zhang, Haozhe Liu, Jinheng Xie, Francesco Faccio, Mike Zheng Shou, and Jürgen Schmidhuber. Cross-attention makes inference cumbersome in text-to-image diffusion models. *arXiv preprint arXiv:2404.02747*, 2024.

A Appendix

A.1 Societal Impacts

DiTFastAttention can enable more efficient deployment of diffusion transformer models, which have shown remarkable image and video generation capabilities. On the positive side, accelerating these models could democratize access to powerful generative AI by reducing computational requirements, and allowing broader adoption for creative and educational applications. However, there are also potential negative societal impacts that must be carefully considered. Highly realistic synthetic media could be exploited to create deepfakes for misinformation, fraud, or non-consensual editing. There are also potential privacy risks if generative models can reconstruct personal information from data. While DiTFastAttention does not inherently increase or reduce these risks compared to the original models, widening access makes misuse by malicious actors more likely. Therefore, safeguards against misuse and ethical guidelines for the responsible release of compressed models may be needed as this technology develops.

A.2 Release Safeguards

While DiTFastAttention itself does not release new pre-trained models, the compression capabilities it provides could enable easier sharing and deployment of powerful diffusion models that have risks of misuse. To mitigate risks of misuse, we have implemented access control. Users must agree to terms prohibiting unethical applications.

A.3 Codes

Our codebase is anonymously available in the Supplementary Materials. For implementation details, we have them added to readme documentation in the codebase.

A.4 Details of method for deciding the compression plan

We employ a greedy algorithm to determine the appropriate compression strategy for each transformer layer and denoising step. For each layer and step, we evaluate the error between the model outputs with and without compression using each of the four candidate strategies: Attention Sharing across Timesteps (AST), Window Attention with Residual Sharing (WA-RS) and Attention Sharing across CFG (ASC), WA-RS alone, and ASC alone. For each timestep and layer, we select the strategy that achieves the highest computation reduction while keeping the loss below a predefined threshold $\frac{i}{|M|}\delta$.

For each denoising step $t \in T$ and each transformer layer l in the model M , we first compute the original output O of the model without any compression applied. Then, we iterate through a list of candidate compression strategies $\mathcal{S} = [\text{AST}, \text{WA-RS+ASC}, \text{WA-RS}, \text{ASC}]$, ordered by their ascending compression ratios. For each candidate strategy $m \in \mathcal{S}$, we create a compressed layer of the i -th layer by applying the compression technique specified by m on the attention module. We then compute the output O' of the compressed model and calculate the loss between O and O' , denoted as $L(O, O')$. For layer i , if the loss is below a predefined threshold $\frac{i}{|M|}\delta$, where $|M|$ stands for the number of layers in the model, we consider the compression acceptable and update the compression plan dictionary dict to use strategy m for layer l at step t . We then break out of the inner loop and proceed to the next layer or step. If none of the candidate strategies satisfy the threshold, we do not apply any compression to layer l at step t .

This algorithm has a computation complexity of $\mathcal{O}(|\mathcal{S}| \times |T| \times |M|^2 \times s^2)$, where $|\mathcal{S}|$ is the number of compression strategies (4 in our case), $|T|$ is the number of denoising steps, $|M|$ is the number of transformer layers, and s is the sequence length. While the inference time for generating an image using the DiT has a computation complexity of $\mathcal{O}(|T| \times |M| \times s^2)$. Therefore, the greedy algorithm takes about $|\mathcal{S}| \times |M|$ of the image generation time. For example, the inference time for generating a 512×512 image using DiT-XL-2-512 is approximately 2 seconds, so the greedy algorithm takes around 224 seconds ($2s \times 28$ transformer layers \times 4 method candidates) to decide the compression plan, which is a reasonable overhead compared to the overall inference time.

The mean relative absolute error is a metric used to evaluate the performance of a model by measuring the average relative deviation between the outputs O' and the raw outputs O . It is calculated as

follows:

$$L(O, O') = \frac{1}{|O|_1} \sum_i \text{clip} \left(\frac{|O_i - O'_i|}{\max(|O_i|, |O'_i|) + \epsilon}, 0, 10 \right)$$

In this equation, $|O|_1$ represents the number of elements in the raw output vector O . The summation iterates over each element i in the vectors O and O' . For each element, the absolute difference between the raw output O_i and the output O'_i is calculated. This difference is then divided by the maximum value between $|O_i|$ and $|O'_i|$, which serves as a normalization factor to make the error relative to the magnitude of the output values. To avoid numerical instability in cases where both O_i and O'_i are very small or zero, a small positive constant ϵ (set to 10^{-6} in our experiments) is added to the denominator. The clip function ensures that the resulting ratio is clipped to the range $[0, 10]$, preventing extreme values from dominating the overall error. The clipped ratios are summed and then divided by the total number of elements $|O|_1$ to obtain the mean relative absolute error. This metric provides a normalized measure of the average relative deviation between the predicted and raw outputs, with values ranging from 0 to 10 (maximum allowed error).

A.5 Results for Video Generation

As shown in Figure 10, the subjective evaluation of DiTFastAttn’s application to video generation tasks revealed a significant performance distinction across configurations D1 through D6. Configurations D1 to D4 demonstrated effective performance, balancing computational efficiency with the retention of visual quality in generated videos. The subjective assessment indicated that videos generated under these configurations were smooth, with natural transitions between frames and preserved details that are critical for video quality. The maintenance of these qualities suggests that the model was able to effectively leverage the redundancies identified and apply the compression techniques without noticeable loss to the viewer.

In contrast, configurations D5 and D6, which applied more aggressive compression techniques, resulted in a noticeable deviation from the original video characteristics. The generated videos under D5 and D6 were still smooth and coherent, allowing them to represent the intended narrative or prompt with reasonable accuracy. This suggests that while aggressive compression can compromise certain aspects of video quality, it can still be effective in scenarios where computational resources are limited and a high level of detail is not paramount.

The subjective results underscore the importance of finding an optimal balance between computational efficiency and generation quality when applying DiTFastAttn to video generation tasks. While configurations D1 to D4 offer a promising trade-off, the deviation observed in D5 and D6 highlights the need for careful consideration of the compression parameters. For practical deployment, it is crucial to select a DiTFastAttn configuration that aligns with the specific requirements of the application in terms of both performance and output quality.




Figure 10: Comparison of video generation using OpenSora V1.1 at 240p resolution with 16 frames. The left column displays the original video, and the right column illustrates the output from the D1 to D6 configuration.