

Dual-cavity controllable quantum battery

Dayang Zhang,¹ Shuangquan Ma,¹ Yunxiu Jiang,¹ Youbin Yu,^{1,*} Guangri Jin,¹ and Aixi Chen¹

¹*Department of Physics, Zhejiang Sci-Tech University, Hangzhou 310018, China*

With the increasing development of quantum science and technology, quantum batteries are gradually emerging. But there are still many unsolved problems in the field of quantum batteries. Such as: how to increase the space utilization rate of quantum batteries? How to increase and control the charging power of quantum batteries? And how to have better quantum batterie energy storage without reducing the power of quantum batteries. Therefore, we propose a controllable dual-cavity quantum batterie. It can increase the charging power of the quantum batterie by manipulating the number of atoms without consuming other resources, and can make the power of the quantum batterie effectively adjust between N^2 and $N^{2.5}$. And the advantage of regulation to a certain extent is greater than the advantage of the interaction force between atoms.

With the development of quantum science, quantum informatics and quantum thermodynamics have gradually become the focus of attention. As an important part of quantum informatics, optical quantum information has been widely studied. For example, the preparation of squeezed state light field [1–3] and quantum teleportation [4–8], which are closely related to quantum entanglement [10, 11] and steering [12–14]. Quantum thermodynamics and quantum informatics are inseparable. Traditional thermodynamics cannot describe quantum-scale devices, and a new understanding of concepts such as work, heat, and entropy is required. This led to the field of quantum thermodynamics, which explores new understandings of those quantities and also involves the study of quantum machines such as heat engines and refrigerators [15–19]. In the process of studying quantum information and quantum thermodynamics, people discovered the potential advantages of quantum effects in some applications, such as in quantum sensing [20], cryptography [21], and computation [22]. One scenario which features both of these aspects of quantum science is that of a possible quantum enhancement in thermodynamic tasks, such as the charging of batteries [23–32].

The concept of quantum batteries(QBs) was first developed by Alicki and Fannes proposed that they show that quantum batteries can use quantum entanglement to improve extractable work compared to ordinary batteries[23]. QBs are different from batteries in the traditional sense. It is considered to be a device in which two-level atoms act as battery cells, and other particles or optical cavities (fields) act as chargers, using the interaction between them to achieve a charging effect. Recently, Ferraro et al. have found that collective charging in QBs can increase charging power, with more cells requiring less charging time[26]. Crescente et al. showed that charging a QB with two-photons can make the battery charge N^2 times faster[33]. Carrasco et al. found that the advantages of collective charging of QBs are also present in dissipative environments.[34] Among them, the reason for speeding up the charging power of QBs may be quantum entanglement or quantum coherence in the system. Kamin showing that quantum coherence is an important

resource for improving the efficacy of deviences such as QBs.[35] Shi investigated the connection between quantum resources and extractable work in QBs, showing that quantum coherence, or battery charger entanglement, is a necessary resource to generate non-zero extractable work during charging[36].

On the other hand, the interaction between atoms has been shown to be an important resource that cannot be ignored in QBs. Zhang et al. used the harmonic charging field to charge the two-level atoms, showing that the repulsive force between the atoms has a positive effect on the charging power and energy storage, while the attraction has a negative effect[29]. This phenomenon was also confirmed by the work of Jiang et al., who showed that the relative electrostatic field of the hybrid field can improve the energy storage and power of QBs, and the important resource is the interaction force between atoms[32].

In these studies, we know that there are many resources available for QBs, but these resources cannot solve all the problems, for example: in the case of many charging cells, the utilization rate of QBs is not always 1, the maximum energy storage of QBs needs to be achieved at the expense of charging power[26], and the charging power of QBs is not controllable, how to solve these problems?

In this letter, as shown in Figure 1, we propose a QB with manipulable properties that affects QB charging power and energy storage by controlling the number of particles in the cavity. Interestingly, we found that controlling the number of atoms in the cavity to improve the charging efficiency of quantum batteries is to some extent better than increasing the interatomic repulsion.

The system consists of two optical cavities and a chain of two-level atoms in the cavity. Because the two cavities are so close together that the remote interaction between the two atomic chains is not negligible(collective interaction), and we take into account the interaction in the two-level atomic chain itself. The Hamiltonian of the system can be written as follows:

$$H_Z(t) = H_Q + H_E + \Theta(t)H_I. \quad (1)$$

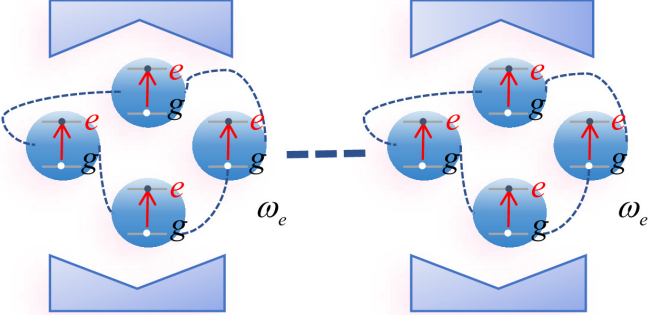


FIG. 1. Two chains of two-level atoms with interatomic interaction forces are coupled into two optical cavities, and they have a collective interaction between atoms.

where H_Q is the Hamiltonian of the two-energy level atoms as the capacity of the QB. H_E denotes the Hamiltonian of a photon, and $\Theta(t)H_I$ denotes the Hamiltonian of the collective interaction atoms in two optical cavities and the interaction of photons with second-level atoms[29]. $\Theta(t)$ can be used as a switch for the QB, and when $\Theta(t) \neq 0$, the battery is charged by the interaction force, and vice versa, the battery itself is discharged. where

$$\begin{aligned}
 H_Q &= \frac{\omega_q}{2} \sum_{i=1}^{N_a} \sigma_i^z + \frac{g}{2N_a} \sum_{i \neq j}^{N_a} (\sigma_i^x \sigma_j^x + \sigma_i^y \sigma_j^y) \\
 &+ \frac{\omega_q}{2} \sum_{m=1}^{N_b} \sigma_m^z + \frac{g}{2N_b} \sum_{m \neq k}^{N_b} (\sigma_m^x \sigma_k^x + \sigma_m^y \sigma_k^y) \\
 &= \omega_q S_a^z + \frac{g}{N_a} (S_a^2 - S_{az}^2 - \frac{N_a}{2}) \\
 &+ \omega_q S_b^z + \frac{g}{N_b} (S_b^2 - S_{bz}^2 - \frac{N_b}{2}) \quad (2)
 \end{aligned}$$

$$H_E = \omega_a a_1^\dagger a_1 + \omega_b a_2^\dagger a_2 \quad (3)$$

$$\begin{aligned}
 H_I &= g_1 S_a^x (a_1^\dagger + a_1) + g_2 S_b^x (a_2^\dagger + a_2) \\
 &+ A (S_a^+ S_b^- + S_b^+ S_a^-) \quad (4)
 \end{aligned}$$

where σ_i is the Pauli operators of the i th site of system A and σ_m is the Pauli operator of the i th site of system B . $S_a = \frac{1}{2} \sum_{i=1}^{N_a} \sigma_i$, $S_b = \frac{1}{2} \sum_{i=1}^{N_b} \sigma_m$. $a_1^\dagger (a_1)$ annihilates (creates) a cavity photon with the cavity field (a) frequency ω_a and the strength of the spin-cavity coupling is given by the dimensionless parameter g_1 . The ω_q is the frequency of spins, $a_2^\dagger (a_2)$ is the operator corresponding to the cavity field (b), ω_b is the cavity field (b) frequency, g_2 is the frequency of the coupling between the two-level atoms and the cavity in the cavity field (b). A is the collective action constant of the two atomic chains. We focus on the resonance regime, i.e., $\omega_q = \omega_a = \omega_b = \omega_e = 1$, to ensure the maximum energy transfer. Here we no longer consider the case of non-resonance $\omega_q \neq \omega_a \neq \omega_b = 1$,

where the weak coupling between the two-level atoms and the optical cavity in the non-resonance region can greatly affect the energy storage of the QB.

Here we describe the charging process as a two-level system transitioning from the initial ground state to the excited state under the influence of the light field and its own interaction. In this process, the energy of the photons is absorbed. The initial state of the system is given by the following formula:

$$|\psi^{(N)}(0)\rangle = (|N_a\rangle \underbrace{|g_1, g_1, \dots, g_1\rangle}_{N_a}) \otimes (|N_b\rangle \underbrace{|g_2, g_2, \dots, g_2\rangle}_{N_b}) \quad (5)$$

where $N = N_a + N_b$ denotes the total number of two-level atoms. The system satisfies time evolution and the wave function of the system at time t is expressed as:

$$|\psi^{(N)}(t)\rangle = e^{-i \int_0^t H_Z(t) dt} |\psi^{(N)}(0)\rangle, \quad (6)$$

We use the two-level atoms as the energy storage system of the battery. The energy storage of the QB is given by the following equation[26, 32]:

$$E(t) = \langle \psi^{(N)}(t) | H_Q | \psi^{(N)}(t) \rangle - \langle \psi^{(N)}(0) | H_Q | \psi^{(N)}(0) \rangle \quad (7)$$

With the classical counterpart, the power of the QB is: $P = E(t)/t$. To maximize the extractable power, it is important to choose a proper time when the evolution should be stopped. Towards this objective, the maximum stored energy E_{max} (at time t_E) obtained from a given battery can be quantified as[37]

$$E_{max} \equiv \max_t [E(t)] = E[(t_E)], \quad (8)$$

and accordingly the maximum power P_{max} (at time t_P) reads

$$P_{max} \equiv \max_t [P(t)] = P[(t_P)]. \quad (9)$$

The systems we study can be represented by a set of convenience bases $|n, j, m\rangle$, thus making the space less dimensional, where n indicates the number of photons. With this notation, the initial state in Eq.(5) reads $|\psi^{(N)}(0)\rangle = |N_a, \frac{N_a}{2}, -\frac{N_a}{2}\rangle \otimes |N_b, \frac{N_b}{2}, -\frac{N_b}{2}\rangle$. The corresponding calculation relationship for Hamiltonian is[37]

$$\begin{aligned}
 a^\dagger |n, j, m\rangle &= \sqrt{n+1} |n+1, j, m\rangle, \\
 a |n, j, m\rangle &= \sqrt{n} |n-1, j, m\rangle, \\
 J_\pm |n, j, m\rangle &= \sqrt{j(j+1) - m(m \pm 1)} |n, j, m \pm 1\rangle.
 \end{aligned} \quad (10)$$

In the QB system we are studying, there is a theoretical maximum limit of energy storage as follows: the energy of all photons is absorbed by the dileptic atoms, which leads to a state of complete inversion of the dileptic atoms at the final moment, i.e. $|\psi^{(N)}(\tau)\rangle =$

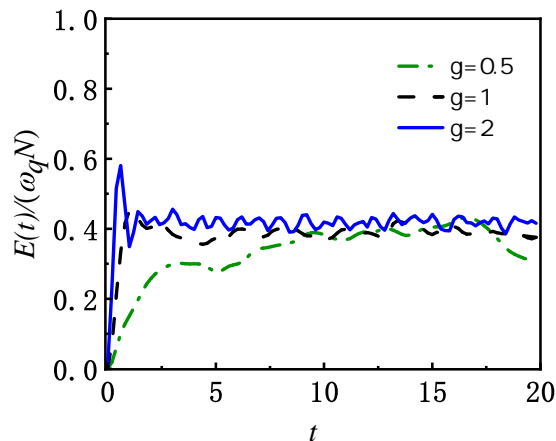


FIG. 2. $E(t)/(N\omega_q)$ versus the charging time t with $g_c = 0.5$ for $g = 0.5, 1$, and 2 , respectively. All shown data have been computed by setting $N = 10, N_a = N_b = 5$.

$|0, \frac{N_a}{2}, \frac{N_a}{2}\rangle \otimes |0, \frac{N_b}{2}, \frac{N_b}{2}\rangle$. The maximum limit of energy storage in the QB we can calculate:

$$E(\tau) = \langle \psi^{(N)}(\tau) | H_Q | \psi^{(N)}(\tau) \rangle - \langle \psi^{(N)}(0) | H_Q | \psi^{(N)}(0) \rangle = N\omega_q \quad (11)$$

From Eq.(11) it can be obtained that the maximum capacity of the QB is directly proportional to the QB cell. The more cells that make up the QB the more energy storage in the QB, and the maximum capacity of a single QB cell is: $E(\tau)/N = \omega_q$, which is the same as that of the classical battery.

We did further analysis and analyzed this phenomenon by dividing Eq.(2) into two parts. One is the two-level atoms itself, and the other is the interaction between the two-level atoms. We find that the interaction part does not contribute to the energy storage of the QB, and the value obtained by acting on the completely reversed quantum state $|\psi^{(N)}(\tau)\rangle$ is 0. This is consistent with the actual situation, because the two-level atom itself is an energy storage cells. The interaction between them can only play some positive (negative) role and cannot be used as an actual energy storage cells.

We remark that the number of photons is not conserved by the dual-cavity Hamiltonian. It is also not bounded from above; thus, it may take an arbitrarily large integer value. In practice, we need to introduce a cut off $N_{ph} > N$ on the maximum number N_{ph} of photons within our finite-size numerical diagonalization. This choice allows us to select a case scenario of large N values to calculate the stored energy without making any significant difference. In this paper, we selecting the maximum number of photons as $N_{ph} = 30$. Part of the calculations are coded in PYTHON using the QUTIP library.

As we all know, the stored energy of a battery cannot exceed the maximum limit. As we can see from Figure 2,

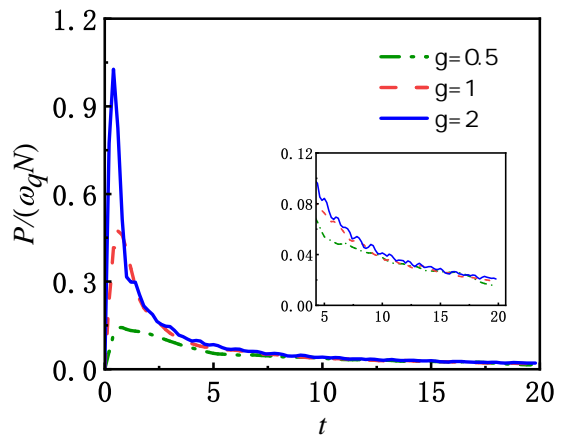


FIG. 3. $P/(N\omega_q)$ versus the charging time t with $g_c = 0.5$ for $g = 0.5, 1$, and 2 , respectively. All shown data have been computed by setting $N = 10, N_a = N_b = 5$. The illustration shows a magnified portion of time between 5 and 20.

our system satisfies this objective law. Moreover, the interaction force between quantum atoms can affect the energy storage of QB. The energy storage becomes larger with the increase of the repulsive force.

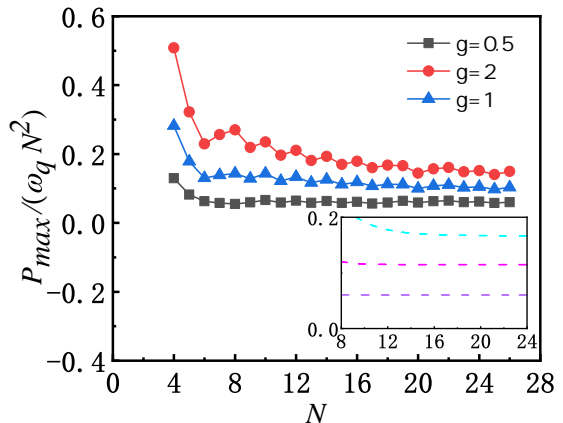


FIG. 4. QB charging maximum power $P_{max}/(N^2\omega_q)$ versus the number of atoms N with $g_c = 0.5$ for $g = 0.5, 1$, and 2 , respectively. The cyan, magenta, and purple dotted lines in the inset represent the fitted curves for atomic numbers from 8 to 24 at $g = 2, 1$, and 0.5 , respectively.

To get more information about the charging power of the battery, we plotted Figure 3. We found that the maximum power of a QB would appear very quickly over time. As the battery energy storage fluctuates, so does the power. And as the repulsive force between atoms increases, so does the charging power. This indicates that the interaction force between atoms is an important resource for increasing the charging power.

The advantage of collective charging of QBs is that it can amplify the charging power of the battery to $N^{1.5}$ times[26], or even more[33]. Theoretically, our model

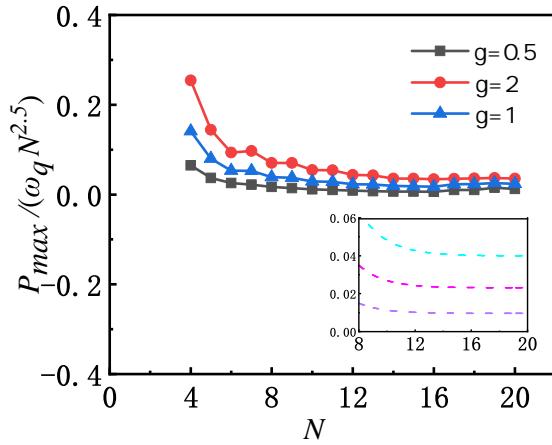


FIG. 5. QB charging maximum power $P_{max}/(\omega_q N^{2.5})$ versus the number of atoms N with $g_c = 0.5$ for $g = 0.5, 1$, and 2 , respectively. The cyan, magenta, and purple dotted lines in the inset represent the fitted curves for atomic numbers from 8 to 20 at $g = 2, 1$, and 0.5 , respectively.

should have the same advantages. The results in Figure 4 show that when the number of particles exceeds 8, the charging power of the QB is proportional to the number of particles N^2 . This phenomenon shows that the charging power of the battery model we propose is N^2 times faster than that of ordinary batteries.

We then plotted Figure 5 by adjusting the number of atoms in cavities a and b. Interestingly, the charging power of the QB increased by a factor of 0.5 after commissioning to $N^{2.5}$. This shows that when the number of QBs is the same, the movement of atoms at the two levels will form different atomic chains, resulting in a change in the power of QB. Therefore, we can manipulate the number of atoms to achieve control over the maximum charge power of the QB. This provides a new means of regulating QB. In addition, by adjusting the number of atoms in different cavities, it will theoretically result in a higher charging power of the QB. In a sense, this provides a theoretical basis for the "fast charging" and "slow charging" of quantum batteries, that is, the charging speed can be chosen by itself.

In order to highlight the advantages of dual-cavity controllable QBs, we further plotted the Figures 6 and 7. As can be seen from Figure 6, the energy storage of QB can be effectively changed by adjusting the number of atoms in cavity a and cavity b when the number of rechargeable cells is kept the same. When $N_a = 2$ and $g = 2$, the maximum stored energy can reach 0.93. When $g = 1$ maximum stored energy will be greater than $N_a = 11, 12, 18$, and $g = 2$ energy. This shows that our dual-cavity controllable QB can improve the capacity utilization of QBs. It is also possible to break through the advantages of interaction forces to improve energy storage.

We further combined the results of the Figure 6 and

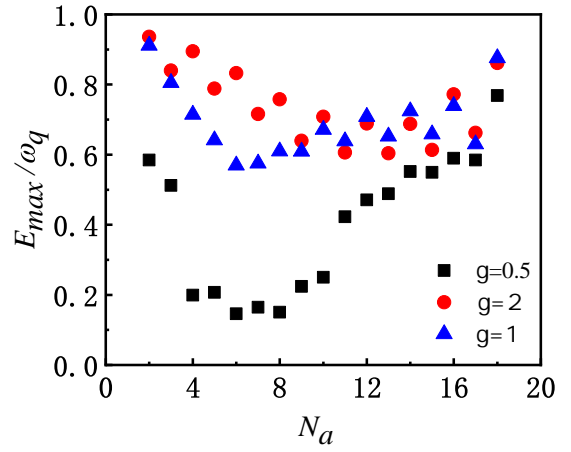


FIG. 6. QB charging maximum energy storage E_{max}/ω_q versus the number of atoms in cavity a N_a with $g_c = 0.5$ for $g = 0.5, 1$, and 2 , respectively. All shown data have been computed by setting $N = 20$.

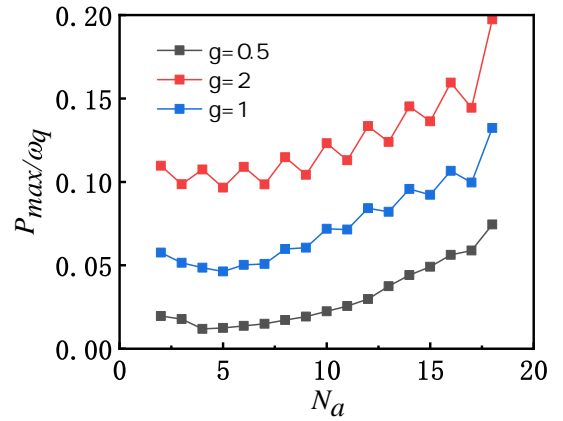


FIG. 7. QB charging maximum power P_{max}/ω_q versus the number of atoms in cavity a N_a with $g_c = 0.5$ for $g = 0.5, 1$, and 2 , respectively. All shown data have been computed by setting $N = 20$.

the figure 7 for the study. We can find that the energy storage of quantum batteries decreases first and then increases with the increase of the number of particles in the cavity a. The trend towards charging power will increase overall. The reason for this could be the movement of the atoms. The atomic chains in the cavity will first become the same atomic chains with the same number of atoms. At the beginning of the move, the number of atoms in the a is larger and the overall energy is more. Towards the end of the move, the number of atoms in the cavity a is less, and the number of atoms in the cavity b is larger. There will be energy consumption in the overall movement, so the energy storage of QB will first decrease and then increase, but there will be no energy symmetry. On the other hand, the charging power increases as the particles move. When $N_a = 18$, the charging power at

this time is the largest, and the energy storage of the QB is quite large.

In this work, we propose a novel controllable dual-chamber QB. It can control the maximum energy storage and maximum power of the QB by manipulating the number of atoms in each cavity. It provides the possibility of "fast charging" and "slow charging" of QB. It can achieve the required charging power in different charging stages by adjusting the appropriate number of atoms. Of particular note is that the maneuverable dual-cavity QB can theoretically make the charging power of the QB more than $N^{2.5}$ times by adjusting the number of atoms of different numbers. The QB system can effectively solve the problem that there are too many QB energy storage batteries to achieve the maximum energy storage. The advantages of this control method are to some extent greater than the interatomic interaction forces. Compared with the previous batteries that sacrifice QB capacity to increase QB power, the QB proposed by us can suppress the sacrifice of QB power through regulation, so that the charging capacity and energy storage can be obtained at the same time. It provides a new means for the regulation of quantum batteries in the future.

The manipulation of atoms is feasible in physical experiments. At present, people can use atomic force microscopy[38] to perform complex patterning by vertical exchange of atoms[39], transverse operations on the surface of copper(111)[40], and adjustment of the polarity of charge carriers in N-heterocyclic carbene monomolecular junctions through atomic manipulation[41], as well as generate, manipulate and characterize molecules[42]. Dual-cavity controllable quantum batteries can manipulate atoms for more suitable quantum charging through this technology. It provides a novel scheme for future experiments.

This work is supported by National Natural Science Foundations of China (No. 61975184), Science Foundation of Zhejiang Sci-Tech University (No. 19062151-Y).

* ybyu@zstu.edu.cn

- [1] S. Ding, Y. Wu, I. A. Finneran, J. J. Bureau, and J. Ye, *Phys. Rev. X* **10**, 021049 (2020).
- [2] G. R. Steinbrecher, J. P. Olson, D. Englund, and J. Carolan, *npj Quantum Information* **5**, 60 (2019).
- [3] C. Liu, Z. Dutton, C. H. Behroozi, and L. V. Hau, *Nature* **409**, 490 (2001).
- [4] X.-M. Hu, Y. Guo, B.-H. Liu, C.-F. Li, and G.-C. Guo, *Nature Reviews Physics* , 1 (2023).
- [5] D. Bouwmeester, J.-W. Pan, K. Mattle, M. Eibl, H. Weinfurter, and A. Zeilinger, *Nature* **390**, 575 (1997).
- [6] J.-G. Ren, P. Xu, H.-L. Yong, L. Zhang, S.-K. Liao, J. Yin, W.-Y. Liu, W.-Q. Cai, M. Yang, L. Li, *et al.*, *Nature* **549**, 70 (2017).
- [7] J. F. Sherson, H. Krauter, R. K. Olsson, B. Julsgaard, K. Hammerer, I. Cirac, and E. S. Polzik, *Nature* **443**, 557 (2006).
- [8] A. Furusawa, J. L. Sørensen, S. L. Braunstein, C. A. Fuchs, H. J. Kimble, and E. S. Polzik, *science* **282**, 706 (1998).
- [9] S. Liu, Y. Lv, X. Wang, J. Wang, Y. Lou, and J. Jing, *Phys. Rev. Lett.* **132**, 100801 (2024).
- [10] R. Horodecki, P. Horodecki, M. Horodecki, and K. Horodecki, *Rev. Mod. Phys.* **81**, 865 (2009).
- [11] M. Erhard, M. Krenn, and A. Zeilinger, *Nature Reviews Physics* **2**, 365 (2020).
- [12] R. Uola, A. C. S. Costa, H. C. Nguyen, and O. Gühne, *Rev. Mod. Phys.* **92**, 015001 (2020).
- [13] I. Kogias, A. R. Lee, S. Ragy, and G. Adesso, *Phys. Rev. Lett.* **114**, 060403 (2015).
- [14] Y. Liu, S.-L. Liang, G.-R. Jin, Y.-B. Yu, J.-Y. Lan, X.-B. He, and K.-X. Guo, *Chinese Physics B* **29**, 050301 (2020).
- [15] W. Niedenzu, V. Mukherjee, A. Ghosh, A. G. Kofman, and G. Kurizki, *Nature communications* **9**, 165 (2018).
- [16] J. Millen and A. Xuereb, *New Journal of Physics* **18**, 011002 (2016).
- [17] J. Goold, M. Huber, A. Riera, L. del Rio, and P. Skrzypczyk, *Journal of Physics A: Mathematical and Theoretical* **49**, 143001 (2016).
- [18] I. A. Martínez, É. Roldán, L. Dinis, and R. A. Rica, *Soft matter* **13**, 22 (2017).
- [19] Z.-C. Tu, *Frontiers of Physics* **16**, 1 (2021).
- [20] C. L. Degen, F. Reinhard, and P. Cappellaro, *Rev. Mod. Phys.* **89**, 035002 (2017).
- [21] S. Pirandola, U. L. Andersen, L. Banchi, M. Berta, D. Bunandar, R. Colbeck, D. Englund, T. Gehring, C. Lupo, C. Ottaviani, J. L. Pereira, M. Razavi, J. S. Shaari, M. Tomamichel, V. C. Usenko, G. Vallone, P. Villoresi, and P. Wallden, *Adv. Opt. Photon.* **12**, 1012 (2020).
- [22] D. P. DiVincenzo, *Fortschritte der Physik: Progress of Physics* **48**, 771 (2000).
- [23] R. Alicki and M. Fannes, *Phys. Rev. E* **87**, 042123 (2013).
- [24] F. Campaioli, F. A. Pollock, F. C. Binder, L. Céleri, J. Goold, S. Vinjanampathy, and K. Modi, *Phys. Rev. Lett.* **118**, 150601 (2017).
- [25] T. P. Le, J. Levinsen, K. Modi, M. M. Parish, and F. A. Pollock, *Phys. Rev. A* **97**, 022106 (2018).
- [26] D. Ferraro, M. Campisi, G. M. Andolina, V. Pellegrini, and M. Polini, *Phys. Rev. Lett.* **120**, 117702 (2018).
- [27] F. Barra, *Phys. Rev. Lett.* **122**, 210601 (2019).
- [28] F. Pirmoradian and K. Mølmer, *Phys. Rev. A* **100**, 043833 (2019).
- [29] Y.-Y. Zhang, T.-R. Yang, L. Fu, and X. Wang, *Phys. Rev. E* **99**, 052106 (2019).
- [30] G. M. Andolina, M. Keck, A. Mari, M. Campisi, V. Giovannetti, and M. Polini, *Phys. Rev. Lett.* **122**, 047702 (2019).
- [31] M. Carrega, A. Crescente, D. Ferraro, and M. Sassetti, *New Journal of Physics* **22**, 083085 (2020).
- [32] Y. Jiang, T. Chen, C. Xiao, K. Pan, G. Jin, Y. Yu, and A. Chen, *Entropy* **24**, 1821 (2022).
- [33] A. Crescente, M. Carrega, M. Sassetti, and D. Ferraro, *Phys. Rev. B* **102**, 245407 (2020).
- [34] J. Carrasco, J. R. Maze, C. Hermann-Avigliano, and F. Barra, *Phys. Rev. E* **105**, 064119 (2022).
- [35] F. H. Kamin, F. T. Tabesh, S. Salimi, and A. C. Santos, *Phys. Rev. E* **102**, 052109 (2020).
- [36] H.-L. Shi, S. Ding, Q.-K. Wan, X.-H. Wang, and W.-L.

- Yang, *Phys. Rev. Lett.* **129**, 130602 (2022).
- [37] F.-Q. Dou, H. Zhou, and J.-A. Sun, *Physical Review A* **106**, 032212 (2022).
- [38] O. Custance, R. Perez, and S. Morita, *Nature nanotechnology* **4**, 803 (2009).
- [39] Y. Sugimoto, P. Pou, O. Custance, P. Jelinek, M. Abe, R. Perez, and S. Morita, *Science* **322**, 413 (2008).
- [40] J. A. Strosio and R. J. Celotta, *Science* **306**, 242 (2004).
- [41] M.-L. Wang and C.-K. Wang, *Chinese Physics B* **29**, 113101 (2020).
- [42] N. Pavliček and L. Gross, *Nature Reviews Chemistry* **1**, 0005 (2017).