

---

# PaRa: Personalizing Text-to-Image Diffusion via Parameter Rank Reduction

---

Shangyu Chen, Zizheng Pan, Jianfei Cai, Dinh Phung

Monash University, Melbourne, Australia

{shangyu.chen,zizheng.pan,jianfei.cai,dinh.phung}@monash.edu

## Abstract

Personalizing a large-scale pretrained Text-to-Image (T2I) diffusion model is challenging as it typically struggles to make an appropriate trade-off between its training data distribution and the target distribution, *i.e.*, learning a novel concept with only a few target images to achieve personalization (aligning with the personalized target) while preserving text editability (aligning with diverse text prompts). In this paper, we propose **PaRa**, an effective and efficient **Parameter Rank Reduction** approach for T2I model personalization by explicitly controlling the rank of the diffusion model parameters to restrict its initial diverse generation space into a small and well-balanced target space. Our design is motivated by the fact that taming a T2I model toward a novel concept such as a specific art style implies a small generation space. To this end, by reducing the rank of model parameters during finetuning, we can effectively constrain the space of the denoising sampling trajectories towards the target. With comprehensive experiments, we show that PaRa achieves great advantages over existing finetuning approaches on single/multi-subject generation as well as single-image editing. Notably, compared to the prevailing fine-tuning technique LoRA, PaRa achieves better parameter efficiency ( $2\times$  fewer learnable parameters) and much better target image alignment.

## 1 Introduction

Recent text-to-image (T2I) diffusion models [33, 29, 28, 24] have achieved unprecedented success. However, despite being trained on large-scale datasets, most T2I models struggled to generate novel concepts as they were limited within their training data distribution. For example, pretrained Stable Diffusion (SD) models [33] cannot generate unseen objects like a novel anime character. Thus, it has drawn increasing attention in the community to teach off-the-shelf T2I models with a few target images to learn a novel concept (*e.g.*, a specific personal pet) for aligning with user preferences, which is known as T2I model personalization.

Much effort has been made in this direction. Some works [20, 42] seek for a general encoder to learn a novel concept without test-time finetuning. However, training such an encoder usually requires building a large collection of text-image pairs and expensive computing resources, *e.g.*, 1.4 million pairs for the category of person in InstantBooth [37] and 128 TPUs in SuTI [6]. Another prevalent line of work directly finetunes T2I models based on the target images, which can be roughly categorized into using text embedding [9], cross-attention layers [21], full model finetuning [34], low-rank update [18, 7] or adjusting singular values of model parameters [15]. However, all these fine-tuning methods directly change the initial full generation space, which naturally results in a trade-off between generation diversity and the alignment with the target concept. Consequently, they usually suffer from either poor alignment on the new concept [9], or overfitting the few target text-image pairs [34].




Figure 1: Comparison between LoRA [7] and our proposed PaRa on T2I personalization for learning a new concept of bear, *i.e.*, “[V]”. For a fair comparison, we set the rank as 4 and adopt the same latent noise for both methods. LoRA scale is set to 1.0.

In this paper, we introduce PaRa, a new parameter-efficient framework for T2I model personalization via **Parameter Rank Reduction**. Our motivation comes from two folds: First, diffusion models are trained to capture their training data distribution, indicating a diverse image generation space due to large-scale pretraining. However, taming a T2I model for a novel concept may instead suggest a small restricted generation space. For example, finetuning SDs into a specific anime style like Ghibli Studio<sup>1</sup> does not require strong photorealistic knowledge learned from LAION-5B dataset [36]. Second, in a broad literature, the rank of matrix has been shown to be effective to control the degree of certain restrictions such as in image compression [4], network pruning [19] and parameter-efficient finetuning [18].

Based on the discussions above, our key idea is to explicitly control the rank of a layer output in a diffusion model during the denoising sampling, thus effectively steering the image generation into a well-aligned and restricted space for learning a new concept. In practice, this is achieved by introducing a low-rank learnable parameter  $B \in \mathbb{R}^{d \times r}$  for a pretrained linear projection  $W_0 \in \mathbb{R}^{d \times k}$ , where  $r$  is the reduced rank and  $d$  is the number of hidden dimensions of this layer. Next, with a simple QR decomposition of  $B = QR$ , we can obtain a set of orthonormal bases  $Q$  which can be adopted to reduce the rank of the initial layer outputs by  $Wx - QQ^T Wx$ , where  $x$  denotes the layer input. We theoretically prove this result in Appendix A. Note that this is fundamentally different from LoRA [7, 18], which adds low-rank updates to a layer output to achieve parameter-efficient finetuning.

With extensive experiments, we demonstrate several advantages of PaRa. First, compared to the typical LoRA fine-tuning [7], PaRa can generate images far beyond its initial training prompts while maintaining well the consistency of the specific target concept, as shown in Figure 1. Furthermore, PaRa only requires half of the storage cost of LoRA since it only needs one matrix  $B$  for each layer. Second, benefiting from the explicit rank control, we further propose an approach to combine multiple individually fine-tuned PaRa weights, which enables the blending of multiple personalized concepts for multi-subject T2I generation, without the need for additional training with augmented multi-subject images [15]. Third, PaRa is fully compatible with LoRA weights [18], supporting the combination of PaRa with a wide range of existing LoRA finetuned SD models in the public model zoo. Finally, thanks to the restricted small generation space, single image editing under PaRa is quite stable as the initial noise has a negligible effect on the final image generation. For example, as demonstrated in the experimental section 4.3, under the same prompts, PaRa achieves a significantly higher average SSIM, compared to the baseline.

The major contributions of this work can be summarized as follows.

- We propose Parameter Rank Reduction (PaRa), a new framework for personalizing T2I diffusion models by explicitly reducing the rank of the diffusion model parameters.

<sup>1</sup><https://huggingface.co/nitrososocke/Ghibli-Diffusion>

- We propose a simple yet effective approach to combine multiple individually fine-tuned PaRa models, enabling the blending of multiple personalized concepts. Our model also facilitates single-image editing without the need to do the noise inversion [39, 25] in the diffusion process.
- We conduct comprehensive experiments to show that PaRa achieves state-of-the-art performance in personalized single/multi-subject generation.

## 2 Related work

### 2.1 Text-to-Image Diffusion Models

Generative models exemplified by Diffusion Models [5, 12, 17, 27, 39, 38, 40] have achieved significant advancements in the past few years. Ho et al. [17] proposed the Denoising Diffusion Probabilistic Models (DDPM), which enable diffusion models to achieve excellent performance in image generation tasks. Song et al. [39] further improved this approach by combining score function with diffusion probabilistic models, significantly enhancing the efficiency of image generation. DALL-E 2 [31], Imagen [35], and Stable Diffusion [33] iteratively denoise data within a latent space, trained on large image-text datasets, significantly enhancing the practicality and effectiveness of diffusion models.

Among the existing T2I diffusion models, Stable Diffusion (SD) [33] is the most widely used one, which is a variant of Latent Diffusion Models (LDMs) [33]. LDMs encode input images  $x$  into a latent code  $z$  with encoder  $\mathcal{E}$ , and then execute the denoising process on  $z$ . The training objective is to minimize

$$\mathbb{E}_{\mathcal{E}(x), y, \epsilon \sim \mathcal{N}(0,1), t} \left[ \|\epsilon - \epsilon_\theta(z_t, t, \tau(y))\|_2^2 \right] \quad (1)$$

where  $y$  is the input condition such as text or semantic maps,  $\tau$  is a domain-specific encoder of  $y$ ,  $t$  is the sampling step,  $\epsilon_\theta(z_t, t, \tau(y))$  is the conditional denoising model with parameters  $\theta$ . The denoising process is modeled as a reverse process of a fixed Markov Chain of length  $T$ , and  $t$  is uniformly sampled from  $\{1, \dots, T\}$ .

SD uses a frozen CLIP text encoder (i.e.  $\tau$ ) to encode prompt words (i.e.  $y$ ) and a UNet Model (i.e.  $\epsilon_\theta$ ) for the denoising process [33]. Our experiments primarily rely on Stable Diffusion. The forward linear units in its UNet Model are fundamental to our proposed rank reduction.

### 2.2 Fine-tuning Generative Models for Personalization

Customizing and personalizing pre-trained text-to-image diffusion models has garnered significant research interest recently. Many methods have been proposed including enriching text embeddings [9], fine-tuning the UNet [34, 21, 18, 11, 15, 7], and providing adapters [26, 44] to control the generated outcomes, as well as some training-free approaches [6, 10, 20, 37, 42].

Among the fine-tuning based personalized T2I methods, one common and effective idea is via matrix decomposition and adjustment of its components, which have been introduced in early GAN-based generative models [47, 8]. The widely-used LoRA [18, 7, 11] in diffusion models also follows the idea of matrix decomposition. Another method SVDiff [15] uses SVD (singular value decomposition) to decompose matrices. However, these methods only focus on the scale of the obtained vector components. For example, LoRA [7, 18] adds the scale  $\alpha$  to the original formula  $W_0 + BA$  as

$$W_0 + \alpha \Delta W = W_0 + \alpha BA, \text{ where } W_0 \in \mathbb{R}^{d \times k}, B \in \mathbb{R}^{d \times r}, A \in \mathbb{R}^{r \times k} \quad (2)$$

where  $W_0$  is matrix of a pretrained SD model. Note that since the column vectors of  $\Delta W$  are not normalized,  $B$  and  $A$  inherently include the learning of scales for the components. Similarly, SVDiff [15] optimizes the scales of the diagonal matrix obtained from the SVD decomposition of  $W_0$ .

Our PaRa method, in contrast, chooses to directly eliminate certain components during personalization rather than adjusting their scales. Because neural networks often tend to overfit, eliminating some components can be more stable and robust than adjusting their scales [22, 14, 16]. Furthermore, eliminating components is an idempotent operation (meaning it can be applied multiple times without changing the result to go beyond the initial application), making model mixing or combination more stable, compared to scale adjustments.

## 2.3 Personalization-based Image Editing in Diffusion Models

Existing fine-tuning models [34, 21, 18, 11, 15, 46] that attempt to perform image editing directly by "one-shot training and adjusting the text of the original training image" are prone to overfitting to the single training image. Even if they can avoid overfitting, the diversity of images generated from the same text and Gaussian noise makes it nearly impossible to reproduce the exact training images during generation. Therefore, personalized diffusion models require the inversion process [39, 25] to lock in the noise during image editing. SVDiff [15] demonstrates that it can treat the inversion process as an optional component. However, omitting the inversion process still significantly impacts its faithfulness to the target image. In contrast, our model PaRa can maintain editability after only one-shot learning, and eliminate the need for the inversion process to achieve image editing.

## 3 Method

This section introduces the details of our PaRa model, including three sections. Firstly, we explain the fundamental principles and implementation of PaRa, including its formulation, training process, and application to convolutional layers. Secondly, we discuss how to combine two trained PaRa models, what the relationship is between PaRa and LoRA, and how PaRa can be effectively used in conjunction with pre-trained LoRA models. Lastly, we delve into the application of PaRa in single-image editing.

### 3.1 Parameter Rank Reduction

In this section, we describe our approach PaRa with a simple demonstration based on a linear projection. Let  $W_0 \in \mathbb{R}^{d \times k}$  be the weight matrix of one linear projection in a diffusion model, where  $d$  and  $k$  denote the number of input and output hidden dimensions, respectively. Given the input of this layer  $x$ , the output can be written as  $h = W_0 x$ . Note that we omit the bias term for simplicity. To reduce the output space (*i.e.*, column space) of  $W_0$ , we introduce a learnable parameter  $B \in \mathbb{R}^{d \times r}$ , where  $r$  is the hyperparameter that controls the matrix rank. We first decompose  $B$  using QR decomposition  $B = QR$ , where  $Q$  is an orthogonal matrix and  $R$  is the corresponding upper triangular matrix. Based on  $Q$ , we then compute  $W_{reduce}$  as

$$W_{reduce} = W_0 - QQ^T W_0. \quad (3)$$

Next, the rank-reduced layer outputs can be formulated as

$$h = W_{reduce} x = W_0 x - QQ^T W_0 x. \quad (4)$$

With a theoretical proof provided in Appendix A, Eq. 4 ensures that the column space of  $W_{reduce}$  is a subset of the column space of  $W_0$ , effectively reducing the dimension of the output while maintaining the key features learned by the model.

In other words, given  $W_0 = [\vec{w}_1 \ \vec{w}_2 \ \dots \ \vec{w}_k]_{d \times k}$ , where  $\vec{w}_i$  denotes the column vector of  $W_0$ , we define the column space of  $W_0$  as  $S_0 = Span\{\vec{w}_1, \vec{w}_2, \dots, \vec{w}_k\}$ . By adjusting  $W_0$  to  $W_{reduce}$ , we ensure that the column space of  $W_{reduce}$  is a subset of the column space of  $W_0$ . In practice, we initialize  $B$  to zero and finetune it with a few text-image pairs as the common practice in [34]. Our goal is to evolve  $B$  into a set of orthonormal bases, and then adjust  $W_0$  by subtracting its components on these bases. This process ensures the column space is effectively reduced.

Moreover, note that  $QQ^T W_0$  now represents the components of  $W_0$  projected onto the column space of  $B$ , capturing the influence of the orthonormal basis derived from  $B$  on  $W_0$ . When  $B$  has linearly independent columns, the reduced dimension will be the same as  $r$ , *i.e.* the column number of  $B$ . Since  $r$  is typically set to a small number (*e.g.*, 2 or 4, compared to hundreds/thousands of hidden dimensions in a layer output),  $B$  is likely to have linearly independent columns after training.

**Remark on convolutional kernels.** For the weights of convolutional layers, we need to employ a reshaping method similar to FSGAN [32] before reducing the rank. Specifically, we reshape the convolution kernel weight  $W_{0\_conv} \in \mathbb{R}^{c_{out} \times c_{in} \times h \times w}$  to the matrix as a second-order tensor  $W_0 \in \mathbb{R}^{c_{out} \times (c_{in} \times h \times w)}$ . After this, we can proceed with the steps of PaRa, setting  $B \in \mathbb{R}^{c_{out} \times (c_{in} \times h \times w)}$ ,  $B = QR$ , calculate and reshape  $QQ^T W_0$  from  $c_{out} \times (c_{in} \times h \times w)$  to  $c_{out} \times c_{in} \times h \times w$  as  $\Delta W$ .



Finally, the rank-reduced kernel weight becomes

$$W_{reduce\_conv} = W_{0\_conv} - \Delta W, \quad (5)$$

where  $\Delta W \in \mathbb{R}^{c_{out} \times c_{in} \times h \times w}$ .

### 3.2 Combining PaRa

Our framework also supports the combinations of different personalized PaRa models as well as combining with LoRA-based personalized T2I models. Let's first consider two individually trained PaRa models

$$W_1 = W_0 - Q_1 Q_1^T W_0, W_2 = W_0 - Q_2 Q_2^T W_0, \quad (6)$$

where  $Q_1 = [q_{11}^{\vec{r}} \ q_{12}^{\vec{r}} \ \dots \ q_{1r_1}^{\vec{r}}]_{d \times r_1}$  and  $Q_2 = [q_{21}^{\vec{r}} \ q_{22}^{\vec{r}} \ \dots \ q_{2r_2}^{\vec{r}}]_{d \times r_2}$ . We can merge  $Q_1$  and  $Q_2$  into  $Q_m = [q_{11}^{\vec{r}} \ q_{12}^{\vec{r}} \ \dots \ q_{1r_1}^{\vec{r}} \ q_{21}^{\vec{r}} \ q_{22}^{\vec{r}} \ \dots \ q_{2r_2}^{\vec{r}}]_{d \times (r_1+r_2)}$  and reduce to a new orthonormal matrix  $Q'_m$  by QR decomposition  $Q_m = Q'_m R'_m$ . Then the combined PaRa model has new weights  $W_m = W_0 - Q'_m Q'^T_m W_0$ . In practice, a more convenient approach is via sequential addition to a diffusion model, where the first PaRa diffusion model is used as the new base diffusion model for the second one. This can be expressed as:

$$W_m = W_1 - Q_2 Q_2^T W_1 = (W_0 - Q_1 Q_1^T W_0) - Q_2 Q_2^T (W_0 - Q_1 Q_1^T W_0). \quad (7)$$

We provide a proof in the Appendix B that this is equivalent to  $W_m = W_0 - Q'_m Q'^T_m W_0$ .

**Rank boundary.** For a matrix  $W_0$  with rank  $k$ , if the reduced rank  $r$  is too large compared to  $k$ , it can cause the original model to collapse and fail to generate images properly. Especially in the PaRa combination, we are uncertain about the exact value of the combined rank  $r_{combine}$ , for which we only know that it is greater than  $r_1$  and  $r_2$ , but less than  $r_1 + r_2$ . Thus, there is a possibility that  $r_{combine}$  could be large enough to cause the original model to collapse. Therefore, for an PaRa, even though we set the same  $r$  for the entire pre-trained model, for each layer's weight  $W_0$  in the pre-trained diffusion model, we impose an upper limit on the rank  $r$  that can be reduced, denoted as  $r_{adjust} \leq \gamma rank(W_0)$ , where  $\gamma$  is a factor less than 1. For each  $W_0$ , the reduced rank is

$$r_{adjust} = \begin{cases} r & \text{if } r \leq \gamma rank(W_0) \\ \lfloor \gamma rank(W_0) \rfloor & \text{if } r > \gamma rank(W_0) \end{cases} \quad (8)$$

**Comparison and combination with LoRA.** PaRa has a corresponding relationship with the formulation of LoRA [7],  $W_0 + \alpha B A$ , i.e., we can consider  $-Q$  as  $B$  and  $Q^T W_0$  as  $A$ . This means that we can combine individually trained LoRA and PaRa as  $\Delta W = (-\alpha_1 Q + \alpha_2 B)(\alpha_1 Q^T W_0 + \alpha_2 A)$ , where  $\alpha_1$  and  $\alpha_2$  are parameters controlling the strength of PaRa and LoRA. However, this combination method treats PaRa entirely as LoRA, failing to preserve control over the diversity of the generated images.

According to the rank-reduction property of PaRa, it does not require the scaling parameter. In other words, PaRa effectively determines the optimal scale  $\alpha$ , under which it reduces the rank. Therefore, we propose to combine the models as  $W_{combine} = W_0 - Q Q^T W_0 + \alpha_{LoRA} B A$ .  $\alpha_{LoRA}$  is the scale parameter of LoRA. In this way, we first reduce the rank and then add  $B A$ .

A question naturally arises that whether it is feasible to first apply LoRA and then reduce the rank of the new weights, i.e.,  $W_{combine} = W_0 + \alpha_{LoRA} B A - Q Q^T (W_0 + \alpha_{LoRA} B A)$ . This is technically feasible but does not work well in practice since the variations introduced by LoRA extend the activation space of the initial layer, e.g., learning a new concept on top of the existing data distribution. Placing PaRa afterwards would lead PaRa to attempt to eliminate these variations. The larger the intersection between the column vector spaces of PaRa's  $Q$  and LoRA's  $B$ , the more the effect of LoRA will be diminished. An extreme example is that if  $Q$  is the same as the orthogonal basis of  $B$ , then regardless of how  $\alpha_{LoRA}$  is adjusted, the LoRA model will not have any effect. Comparative experiments can be found in Section 4.4.

### 3.3 Performing Single Image Editing Like Text-to-Image Generation

PaRa can perform single image editing directly through one-shot training and adjusting the text of the original training image. PaRa offers a solution by stabilizing the output, such that different Gaussian

Table 1: Average SSIM results of two different prompts (top and bottom) with different subjects (each column) to indicate the diversity of the generated images. We compared Vanilla SDXL [29] with our PaRa using ranks 4 and 8. Higher average SSIM values suggest lower diversity and better alignment with the train images. We **bold** the results of the highest average SSIM values.

"A [V] SCULPTURE MADE OF GOLD"	BEAR_PLUSHIE	CAT	DOG8	DUCKTOY	GREY_SLOTH_PLUSHIE	MONSTER_TOY	RED_CARTOON	WOLF_PLUSHIE
VANILLA SDXL	0.185±0.015	0.372±0.018	0.369±0.021	0.391±0.021	0.375±0.042	0.341±0.017	0.258±0.029	0.162±0.013
PARA $r=4$	0.203±0.008	0.390±0.033	0.463±0.011	0.516±0.010	<b>0.382±0.013</b>	0.366±0.013	0.327±0.014	<b>0.170±0.012</b>
PARA $r=8$	<b>0.237±0.010</b>	<b>0.401±0.028</b>	<b>0.465±0.020</b>	<b>0.519±0.015</b>	0.379±0.011	<b>0.381±0.015</b>	<b>0.386±0.015</b>	0.160±0.017
"A [V] ON A SKATEBOARD IN TIMES SQUARE"	BEAR_PLUSHIE	CAT	DOG8	DUCKTOY	GREY_SLOTH_PLUSHIE	MONSTER_TOY	RED_CARTOON	WOLF_PLUSHIE
VANILLA SDXL	0.294±0.029	0.354±0.031	0.305±0.038	0.326±0.078	0.287±0.013	0.262±0.010	0.233±0.066	0.201±0.014
PARA $r=4$	0.327±0.025	0.403±0.082	0.307±0.025	0.351±0.025	0.374±0.023	<b>0.276±0.017</b>	0.250±0.031	0.205±0.014
PARA $r=8$	<b>0.339±0.036</b>	<b>0.405±0.110</b>	<b>0.323±0.016</b>	<b>0.359±0.031</b>	<b>0.383±0.012</b>	0.272±0.014	<b>0.251±0.044</b>	<b>0.232±0.013</b>

noises tend to yield the same result. This stability means that the model can generate images that closely resemble the training image, even when using various text prompts. This enables direct modification of the text prompt to facilitate image editing on the single training image.

By controlling the rank in PaRa, we can balance between faithful reconstruction and editability. When a large rank is selected, the model produces images that are very similar to the training image, enhancing reconstruction fidelity. Conversely, selecting a smaller rank increases the diversity of the generated images, improving editability. We provide a detailed mathematical discussion of how PaRa achieves this balance and the role of linear algebra concepts in Appendix G.

## 4 Experiments

The experiments evaluate PaRa on various tasks including single/multi-subject generation and single image editing, together with ablation studies. The SDXL 1.0 [29] and the DDIM sampler with  $\eta = 0$  are used for image generation. All experiments are conducted on a single A100 GPU with 40GB of VRAM.

### 4.1 Single-Subject Generation

**Implementation details.** We evaluated the effects of PaRa on customized single-subject generation, based on the Dreambooth dataset. First, we verified that PaRa can indeed reduce the output space by confirming that the output diversity of PaRa has indeed decreased, compared to Vanilla SDXL 1.0. Then we compared the effects of PaRa at different ranks with baseline methods on customized single-subject generation, including Dreambooth [34], Textual Inversion [9], SVDiff [15], and LoRA [18, 7]. All baselines were trained for 1000 steps with a batch size of 1, and LoRA chose a rank of  $r = 16$  and a scale of  $\alpha = 2.2$  as the best model for a fair comparison. In our experiments, we found that PaRa already achieved ideal results at around 200 steps. Therefore, we compare the results of PaRa at 200 steps with the baselines at 1000 steps. Also, we employ a rank boundary  $\gamma = 1/40$  for PaRa.

**Evaluation metrics.** We quantify the generation diversity using the metric of average SSIM. SSIM [41] is commonly used to measure image similarity. For a generated image set, we calculate the SSIM for each pair of images and then compute the average value. We use the CLIP score  $\cos(\tilde{x}, c)$  to measure the text alignment between the generated image and the text [30]. Additionally, we compute  $1 - \mathcal{L}_{\text{LPIPS}}(\tilde{x})$  to measure the image alignment between the generated image and the training image [45]. Here, the generated and training images are denoted as  $\tilde{x}$  and  $x$ , respectively, and the prompt is denoted as  $c$ .

**Comparison of output diversity.** To verify that the diversity of the output has indeed decreased in PaRa, we compared the average SSIM of SDXL 1.0 [29] and its finetuned version using PaRa. Based on 8 categories in Dreambooth, we generated 500 images for various prompts under different random seeds. Error bar is calculated by 5 runs. As shown in Table 1, on single-subject generation, PaRa demonstrates higher SSIM scores, indicating less diverse generations, compared to SDXL. Furthermore, as shown in Fig. 5, on single-image editing, this advantage becomes more apparent since it achieves even better average SSIM scores. Overall, it supports our assumption that the image space of the linear transformation  $W_0 + \Delta W$  becomes smaller than that of  $W_0$ .

**Comparison of generation quality.** In Fig. 2, we compare PaRa with representative personalization techniques for T2I models, *i.e.*, LoRA [18] and SVDiff [15]. Overall, PaRa consistently achieves better image alignment performance across different prompts under different ranks. Moreover, in Fig.




Figure 2: Comparing the proposed PaRa with LoRA [18] and SVDiff [15] on single-subject generation. Each subject has 5 training images. PaRa includes results with ranks  $r$  ranging from 1 to 16. For LoRA, we adopt a rank of 8. We provide more generation results on Dreambooth and Textual Inversion in Appendix F.

3, we benchmark PaRa across all subjects and report the text alignment and image alignment scores under different ranks. It can be seen that PaRa results are positioned in the lower right part, indicating that PaRa achieves much better image alignment. Note that the relatively lower text-alignment ability of PaRa can be improved by reducing the rank  $r$ . In general, a larger value of  $r$  usually helps to align the generated image with the learned concept, while a smaller value of  $r$  allows the text prompt to more effectively control the generated image. More results are provided in Appendix Fig. 12.

## 4.2 Multi-Subject Generation

We demonstrate the effectiveness of combining PaRas which are individually trained on different subjects. Mixing two T2I model weights in previous works [43, 7] generally result in problematic generation results, where they tend to over-emphasize one subject or mix two subjects to a ‘hybrid’ entity that does not exist in reality. Moreover, these methods require auxiliary techniques such as Cut-Mix-Unmix data augmentation [15], spatial condition [13], where the additional data annotation and training bring non-negligible financial or computational costs. In contrast, under our proposed PaRa, combining differently trained weights effectively eliminates the need for any auxiliary techniques while it can generate multiple subjects in a single image with little unrealistic blending.

The results shown in Fig. 4 were obtained using two challenging prompts. It can be observed that LoRA [18, 7] only manages to generate the primary concept, Concept1 [V1], into the generated images, while the second concept, Concept2 [V2], significantly deviates from the original image. In contrast, PaRa successfully captures both concepts well. As Cut-Mix-Unmix introduces unfair advantages due to the extra training data, we did not include it in our comparisons. More results can be found in Fig. 10 in Appendix E.

## 4.3 Single Image Editing

In this section, we present the results of direct editing of a single image based on PaRa with  $r = 8$ . The experiment in Fig. 5 aims to demonstrate that with a properly chosen  $r$ , PaRa does not generate

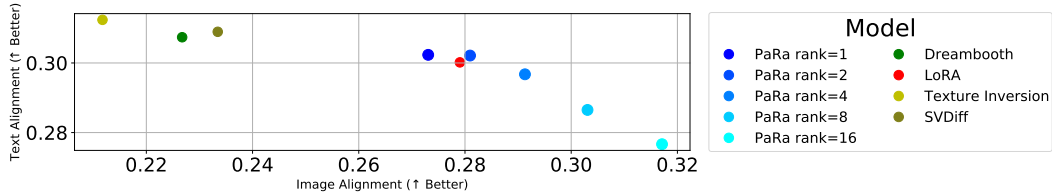


Figure 3: Text and image alignments for single subject generations. Text Alignment is measured by the CLIP score  $\cos(\tilde{x}, c)$ , and Image Alignment is measured by  $1 - \mathcal{L}_{LPIPS}(\tilde{x})$ . The further to the right indicates higher fidelity to the personalized target, while higher along the vertical axis indicates improved text editability.

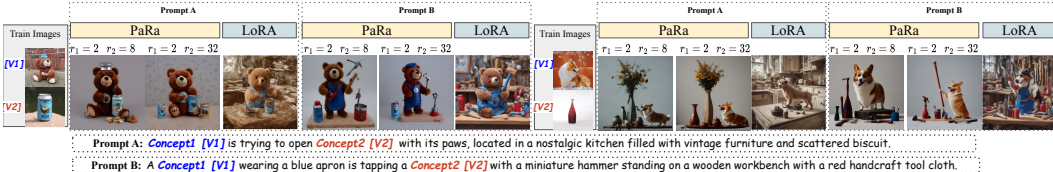


Figure 4: Examples of multi-subject generation results. The PaRa results are generated with the reduced rank  $r_1 = 2$  for Concept 1 and  $r_2$  being 8 and 32 for Concept 2. LoRA results are generated with the best rank of 16 for both concepts and the scale value of 1.

overly creative results and avoids the language drift issue [34]. As a comparison, we also present the results of SVDiff [15] on the same task without DDIM inversion. SVDiff can also partially achieve image editing effects without noise tracking (e.g. DDIM inversion). Here, we can see that PaRa has significantly less deviation from the original image compared to SVDiff. Numerically, for each target image and prompt pair, we generated 100 images and calculated their average SSIM, where the result of PaRa was significantly higher, reflecting the stability of the generated images.

#### 4.4 Combination with LoRA

In Fig. 6, we show the effects of combining PaRa and LoRA [18, 7]. We adopt public pre-trained LoRA models [3, 2, 1] as examples to demonstrate the compatibility with PaRa weights. In general, PaRa complements existing LoRA weights as it naturally combines the strength of both models, *i.e.*, a learned novel concept and image generation style. Here, we demonstrate our discussion in Section 3.2: during this combination, it is important to first apply PaRa and then LoRA. Conversely, applying LoRA first and then PaRa will, as shown in the figure, severely affect the performance of LoRA.

#### 4.5 Ablation and Other Analysis

**Parameter subsets and model sizes.** We evaluated using different subset parameters of UNet to update weights in Appendix C, which includes the model sizes of PaRa within different parameter subsets for finetuning and the corresponding generation performance.

**Rank bound  $\gamma$ .** In Section 3.2, we discuss the need for the rank boundary hyperparameter  $\gamma$  to prevent the reduced rank from becoming too large, which could cause the generative model to collapse. In Section 4.2, we mention that our chosen rank boundary of  $\gamma = 1/40$  is based on empirical results. In Appendix D, we provide such empirical results by comparing the effects of different  $\gamma$ .

**Comparing different rank reductions  $r$ .** The effect of using different rank reductions  $r$  in PaRa is one of the central topics of this paper. As  $r$  increases, the diversity of the generated images decreases, leading to more faithful reconstructions in image editing; as  $r$  decreases, the diversity of the generated images approaches that of the original models, improving text editability in image editing; if  $r$  is too large, the generative model collapses. In Appendix E, we compare the performance of different  $r$  values in image editing, multi-subject generation, and LoRA combination.

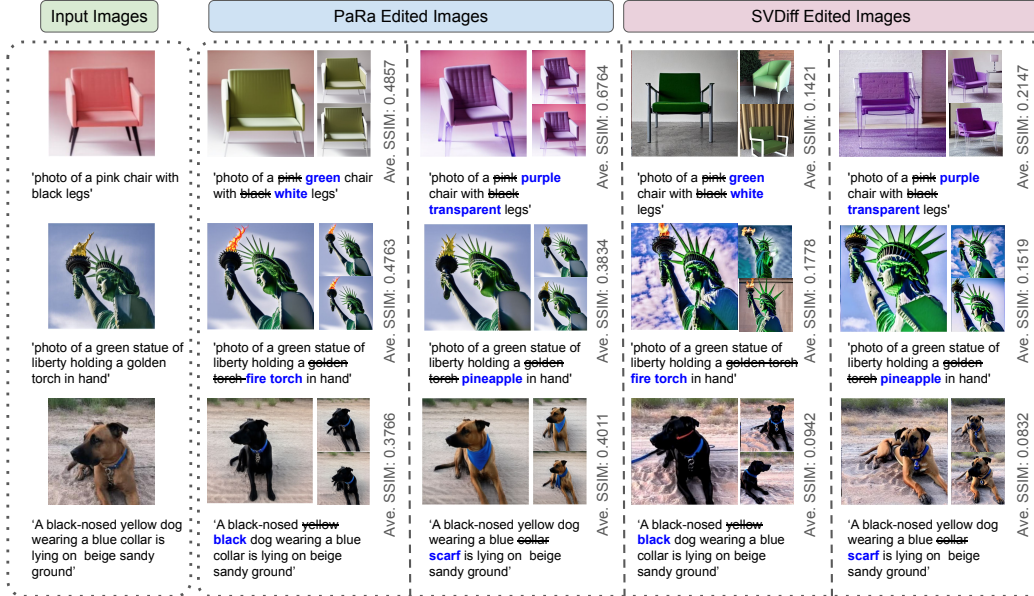


Figure 5: Single-image editing results. PaRa allows for image editing through one-shot learning of the original image and performs generation by directly modifying the prompt. We can see that PaRa achieves the expected modifications and preserves the personalized target subject well. In addition, PaRa achieves high consistency with untargeted elements of the initial image under different Gaussian noises.



Figure 6: Generation results of combining PaRa with LoRA. Top: the results of first applying PaRa and then LoRA; Bottom: the results of first applying LoRA and then PaRa.

## 5 Conclusion

In conclusion, we have proposed PaRa, an effective and efficient framework for personalizing T2I diffusion models via parameter rank reduction. Our PaRa that finetunes with fewer parameters based on rank reduction can achieve better results than the prevailing LoRA fine-tuning. PaRa can well balance the diversity of generated images and the faithfulness to the customization objectives by selecting different ranks. PaRa is a flexible framework and performs well in different applications including single-subject generation, multi-subject generation, and single-image editing.

**Limitations.** PaRa focuses only on reducing the original output space. However, we acknowledge that because current diffusion models are not yet universal models, sometimes customization might still need to expand the original output space. Although we assume that as the generative model grows larger, the need for expansion will decrease, a model that can simultaneously address both space extension and space reduction may be stronger. There are algebraic problems concerning space extension hidden here that might be worth exploring.



## References

- [1] diablo-sliders. <https://civitai.com/models/228180/diablo-sliders-ntcaixyz>, 2024.
- [2] Figurine-sliders. <https://civitai.com/models/231983/figurine-sliders-ntcaixyz>, 2024.
- [3] mecha-slider. <https://civitai.com/models/317484/mecha-slider-sdxl>, 2024.
- [4] H Andrews and CLIII Patterson. Singular value decomposition (svd) image coding. *IEEE transactions on Communications*, 24(4):425–432, 1976.
- [5] Huiwen Chang, Han Zhang, Jarred Barber, AJ Maschinot, Jose Lezama, Lu Jiang, Ming-Hsuan Yang, Kevin Murphy, William T Freeman, Michael Rubinstein, et al. Muse: Text-to-image generation via masked generative transformers. *arXiv preprint arXiv:2301.00704*, 2023.
- [6] Wenhui Chen, Hexiang Hu, Yandong Li, Nataniel Ruiz, Xuhui Jia, Ming-Wei Chang, and William W Cohen. Subject-driven text-to-image generation via apprenticeship learning. *Advances in Neural Information Processing Systems*, 36, 2024.
- [7] cloneofsimo. Low-rank adaptation for fast text-to-image diffusion fine-tuning. <https://github.com/cloneofsimo/lora>, 2022.
- [8] Ruili Feng, Kecheng Zheng, Yukun Huang, Deli Zhao, Michael Jordan, and Zheng-Jun Zha. Rank diminishing in deep neural networks. *Advances in Neural Information Processing Systems*, 35:33054–33065, 2022.
- [9] Rinon Gal, Yuval Alaluf, Yuval Atzmon, Or Patashnik, Amit H Bermano, Gal Chechik, and Daniel Cohen-Or. An image is worth one word: Personalizing text-to-image generation using textual inversion. *arXiv preprint arXiv:2208.01618*, 2022.
- [10] Rinon Gal, Moab Arar, Yuval Atzmon, Amit H. Bermano, Gal Chechik, and Daniel Cohen-Or. Encoder-based domain tuning for fast personalization of text-to-image models. *ACM Trans. Graph.*, 2023.
- [11] Rohit Gandikota, Joanna Materzynska, Tingrui Zhou, Antonio Torralba, and David Bau. Concept sliders: Lora adaptors for precise control in diffusion models. *arXiv preprint arXiv:2311.12092*, 2023.
- [12] Shuyang Gu, Dong Chen, Jianmin Bao, Fang Wen, Bo Zhang, Dongdong Chen, Lu Yuan, and Baining Guo. Vector quantized diffusion model for text-to-image synthesis. In *Proceedings of the IEEE/CVF Conference on Computer Vision and Pattern Recognition*, pages 10696–10706, 2022.
- [13] Yuchao Gu, Xintao Wang, Jay Zhangjie Wu, Yujun Shi, Yunpeng Chen, Zihan Fan, Wuyou Xiao, Rui Zhao, Shuning Chang, Weijia Wu, et al. Mix-of-show: Decentralized low-rank adaptation for multi-concept customization of diffusion models. *Advances in Neural Information Processing Systems*, 36, 2024.
- [14] Yiwen Guo, Anbang Yao, and Yurong Chen. Dynamic network surgery for efficient dnns. *Advances in neural information processing systems*, 29, 2016.
- [15] Ligong Han, Yinxiao Li, Han Zhang, Peyman Milanfar, Dimitris Metaxas, and Feng Yang. Svdiff: Compact parameter space for diffusion fine-tuning. In *Proceedings of the IEEE/CVF International Conference on Computer Vision*, pages 7323–7334, 2023.
- [16] Song Han, Jeff Pool, John Tran, and William Dally. Learning both weights and connections for efficient neural network. *Advances in neural information processing systems*, 28, 2015.
- [17] Jonathan Ho, Ajay Jain, and Pieter Abbeel. Denoising diffusion probabilistic models. *Advances in neural information processing systems*, 33:6840–6851, 2020.

- [18] Edward J Hu, Yelong Shen, Phillip Wallis, Zeyuan Allen-Zhu, Yuanzhi Li, Shean Wang, Lu Wang, and Weizhu Chen. Lora: Low-rank adaptation of large language models. *arXiv preprint arXiv:2106.09685*, 2021.
- [19] Yerlan Idelbayev and Miguel Á. Carreira-Perpiñán. Low-rank compression of neural nets: Learning the rank of each layer. In *CVPR*, pages 8046–8056, 2020.
- [20] Xuhui Jia, Yang Zhao, Kelvin CK Chan, Yandong Li, Han Zhang, Boqing Gong, Tingbo Hou, Huisheng Wang, and Yu-Chuan Su. Taming encoder for zero fine-tuning image customization with text-to-image diffusion models. *arXiv preprint arXiv:2304.02642*, 2023.
- [21] Nupur Kumari, Bingliang Zhang, Richard Zhang, Eli Shechtman, and Jun-Yan Zhu. Multi-concept customization of text-to-image diffusion. In *Proceedings of the IEEE/CVF Conference on Computer Vision and Pattern Recognition*, pages 1931–1941, 2023.
- [22] Baoyuan Liu, Min Wang, Hassan Foroosh, Marshall Tappen, and Marianna Pinsky. Sparse convolutional neural networks. In *Proceedings of the IEEE conference on computer vision and pattern recognition*, pages 806–814, 2015.
- [23] Chenlin Meng, Yang Song, Jiaming Song, Jiajun Wu, Jun-Yan Zhu, and Stefano Ermon. Sdedit: Image synthesis and editing with stochastic differential equations. *arXiv preprint arXiv:2108.01073*, 2021.
- [24] MidJourney. Midjourney. <https://www.midjourney.com>.
- [25] Ron Mokady, Amir Hertz, Kfir Aberman, Yael Pritch, and Daniel Cohen-Or. Null-text inversion for editing real images using guided diffusion models. In *Proceedings of the IEEE/CVF Conference on Computer Vision and Pattern Recognition*, pages 6038–6047, 2023.
- [26] Chong Mou, Xintao Wang, Liangbin Xie, Yanze Wu, Jian Zhang, Zhongang Qi, and Ying Shan. T2i-adapter: Learning adapters to dig out more controllable ability for text-to-image diffusion models. In *Proceedings of the AAAI Conference on Artificial Intelligence*, volume 38, pages 4296–4304, 2024.
- [27] Alexander Quinn Nichol and Prafulla Dhariwal. Improved denoising diffusion probabilistic models. In *International conference on machine learning*, pages 8162–8171. PMLR, 2021.
- [28] OpenAI. Dall-e 3: Language models for image generation. <https://cdn.openai.com/papers/dall-e-3.pdf>, 2023.
- [29] Dustin Podell, Zion English, Kyle Lacey, Andreas Blattmann, Tim Dockhorn, Jonas Müller, Joe Penna, and Robin Rombach. Sdxl: Improving latent diffusion models for high-resolution image synthesis. *arXiv preprint arXiv:2307.01952*, 2023.
- [30] Alec Radford, Jong Wook Kim, Chris Hallacy, Aditya Ramesh, Gabriel Goh, Sandhini Agarwal, Girish Sastry, Amanda Askell, Pamela Mishkin, Jack Clark, et al. Learning transferable visual models from natural language supervision. In *International conference on machine learning*, pages 8748–8763. PMLR, 2021.
- [31] Aditya Ramesh, Prafulla Dhariwal, Alex Nichol, Casey Chu, and Mark Chen. Hierarchical text-conditional image generation with clip latents. *arXiv preprint arXiv:2204.06125*, 2022.
- [32] Esther Robb, Wen-Sheng Chu, Abhishek Kumar, and Jia-Bin Huang. Few-shot adaptation of generative adversarial networks. *arXiv preprint arXiv:2010.11943*, 2020.
- [33] Robin Rombach, Andreas Blattmann, Dominik Lorenz, Patrick Esser, and Björn Ommer. High-resolution image synthesis with latent diffusion models. In *Proceedings of the IEEE/CVF conference on computer vision and pattern recognition*, pages 10684–10695, 2022.
- [34] Nataniel Ruiz, Yuanzhen Li, Varun Jampani, Yael Pritch, Michael Rubinstein, and Kfir Aberman. Dreambooth: Fine tuning text-to-image diffusion models for subject-driven generation. In *Proceedings of the IEEE/CVF Conference on Computer Vision and Pattern Recognition*, pages 22500–22510, 2023.

- [35] Chitwan Saharia, William Chan, Saurabh Saxena, Lala Li, Jay Whang, Emily Denton, Seyed Kamyar Seyed Ghasemipour, Burcu Karagol Ayan, Tim Salimans, Jonathan Ho, David J Fleet, and Mohammad Norouzi. Imagen: Text-to-image diffusion models. *arXiv preprint arXiv:2205.11487*, 2022.
- [36] Christoph Schuhmann, Romain Beaumont, Richard Vencu, Cade Gordon, Ross Wightman, Mehdi Cherti, Theo Coombes, Aarush Katta, Clayton Mullis, Mitchell Wortsman, Patrick Schramowski, Srivatsa Kundurthy, Katherine Crowson, Ludwig Schmidt, Robert Kaczmarczyk, and Jenia Jitsev. LAION-5B: an open large-scale dataset for training next generation image-text models. In *NeurIPS*, 2022.
- [37] Jing Shi, Wei Xiong, Zhe Lin, and Hyun Joon Jung. Instantbooth: Personalized text-to-image generation without test-time finetuning. *arXiv preprint arXiv:2304.03411*, 2023.
- [38] Jascha Sohl-Dickstein, Eric Weiss, Niru Maheswaranathan, and Surya Ganguli. Deep unsupervised learning using nonequilibrium thermodynamics. In *International conference on machine learning*, pages 2256–2265. PMLR, 2015.
- [39] Jiaming Song, Chenlin Meng, and Stefano Ermon. Denoising diffusion implicit models. *arXiv preprint arXiv:2010.02502*, 2020.
- [40] Yang Song, Jascha Sohl-Dickstein, Diederik P Kingma, Abhishek Kumar, Stefano Ermon, and Ben Poole. Score-based generative modeling through stochastic differential equations. *arXiv preprint arXiv:2011.13456*, 2020.
- [41] Zhou Wang, Alan C Bovik, Hamid R Sheikh, and Eero P Simoncelli. Image quality assessment: from error visibility to structural similarity. *IEEE transactions on image processing*, 13(4): 600–612, 2004.
- [42] Yuxiang Wei, Yabo Zhang, Zhilong Ji, Jinfeng Bai, Lei Zhang, and Wangmeng Zuo. Elite: Encoding visual concepts into textual embeddings for customized text-to-image generation. In *Proceedings of the IEEE/CVF International Conference on Computer Vision*, pages 15943–15953, 2023.
- [43] Xun Wu, Shaohan Huang, and Furu Wei. Mole: Mixture of lora experts. In *The Twelfth International Conference on Learning Representations*, 2023.
- [44] Lvmin Zhang, Anyi Rao, and Maneesh Agrawala. Adding conditional control to text-to-image diffusion models. In *Proceedings of the IEEE/CVF International Conference on Computer Vision*, pages 3836–3847, 2023.
- [45] Richard Zhang, Phillip Isola, Alexei A Efros, Eli Shechtman, and Oliver Wang. The unreasonable effectiveness of deep features as a perceptual metric. In *Proceedings of the IEEE conference on computer vision and pattern recognition*, pages 586–595, 2018.
- [46] Zhixing Zhang, Ligong Han, Arnab Ghosh, Dimitris N Metaxas, and Jian Ren. Sine: Single image editing with text-to-image diffusion models. In *Proceedings of the IEEE/CVF Conference on Computer Vision and Pattern Recognition*, pages 6027–6037, 2023.
- [47] Jiapeng Zhu, Ruili Feng, Yujun Shen, Deli Zhao, Zheng-Jun Zha, Jingren Zhou, and Qifeng Chen. Low-rank subspaces in gans. *Advances in Neural Information Processing Systems*, 34: 16648–16658, 2021.



# Appendix

We organize our supplementary material as follows.

- In Section A, we provide the theoretical basis for PaRa, including the proofs mentioned in Section 3.1.
- In Section B, we provide the proof mentioned in Section 3.2, explaining why PaRa Combination can be achieved through PaRa Sequential Addition.
- In Section C, we provide a comparison of the model sizes and generated results when different subsets of SDXL parameters are updated using PaRa.
- In Section D, we compare the generating results of selecting different Rank Boundaries  $\gamma$ .
- In Section E, we compare the performance of different  $r$  values on the tasks of image editing and PaRa model combination.
- In Section F, we present additional generating results of PaRa, including comparisons with DreamBooth [34] and Textual Inversion [9] on single-subject generation. We also provide detailed images from Fig. 3 showing the performance on various concepts in the DreamBooth dataset, as well as more examples of effective PaRa combinations for multi-subject generation.
- In Section G, we provide a mathematical argument demonstrating why directly generating with PaRa in one-shot learning is an effective method for image editing, as a supplement to Section 3.3.
- In Section H, we present the results of a survey conducted to evaluate the quality of the generated images, with 209 participants.

## A Theorem and Proof of PaRa

**Theorem 1.** *For matrix  $W$ , the image space of  $W$  is a  $d$ -dimension vector space  $S_d$ . If we have matrix  $Q = [\vec{q}_1 \vec{q}_2 \dots \vec{q}_r]$  with  $q_i \in S_d$  and vectors  $q_i$  are mutually orthonormal, then  $W - QQ^T W$  has a  $(d-r)$ -dimension image space.*

This is actually an intuitive result, and to minimize any potential misleading, we provide a proof here.

### Proof

Assume  $W$  is a  $b \times k$  matrix. Denote  $W - QQ^T W$  as  $[\vec{u}_1 \vec{u}_2 \dots \vec{u}_k]$ . Denote  $W$  as  $[\vec{w}_1 \vec{w}_2 \dots \vec{w}_k]$ . Present  $W - QQ^T W$  in a vector form is

$$\begin{aligned}
 [\vec{u}_1 \vec{u}_2 \dots \vec{u}_k] &= [\vec{w}_1 \vec{w}_2 \dots \vec{w}_k] - [\vec{q}_1 \vec{q}_2 \dots \vec{q}_r] \begin{bmatrix} \vec{q}_1^T \\ \vec{q}_2^T \\ \dots \\ \vec{q}_r^T \end{bmatrix} [\vec{w}_1 \vec{w}_2 \dots \vec{w}_k] \\
 &= [\vec{w}_1 \vec{w}_2 \dots \vec{w}_k] - [\vec{q}_1 \vec{q}_2 \dots \vec{q}_r] \begin{bmatrix} \vec{q}_1^T \vec{w}_1 & \vec{q}_1^T \vec{w}_2 & \dots & \vec{q}_1^T \vec{w}_k \\ \vec{q}_2^T \vec{w}_1 & \vec{q}_2^T \vec{w}_2 & \dots & \vec{q}_2^T \vec{w}_k \\ \dots & \dots & \dots & \dots \\ \vec{q}_r^T \vec{w}_1 & \vec{q}_r^T \vec{w}_2 & \dots & \vec{q}_r^T \vec{w}_k \end{bmatrix} \\
 &= [\vec{w}_1 \vec{w}_2 \dots \vec{w}_k] - [\sum_{i=1}^r \vec{q}_i \vec{q}_i^T \vec{w}_1 \quad \sum_{i=1}^r \vec{q}_i \vec{q}_i^T \vec{w}_2 \quad \dots \quad \sum_{i=1}^r \vec{q}_i \vec{q}_i^T \vec{w}_k]
 \end{aligned}$$

For each column, it is  $\vec{u}_j = \vec{w}_j - \sum_{i=1}^r \vec{q}_i \vec{q}_i^T \vec{w}_j$

The image space of  $W$  is a  $d$ -dimension vector space  $S_d$ , then we have  $d < b$  and  $d < k$ .

$(W - QQ^T W)$  has a rank  $(d - r)$  means we need to show  $\exists$  independent  $\{\vec{g}_1, \vec{g}_2, \dots, \vec{g}_{d-r}\}$ ,  $\vec{g}_i \in S_d$ , such that  $\forall \vec{u}_i \in \{\vec{u}_1, \vec{u}_2 \dots \vec{u}_k\}$ ,  $\exists$  scalars  $a_1, \dots, a_{d-r} \in \mathbb{R}$ , s.t.  $\vec{u}_i = \sum_{i=1}^{d-r} a_i \vec{g}_i$ .

Construct a new set  $P$  containing all column vectors of the matrices  $Q$  and  $W$ ,  $P = \{\vec{q}_1, \vec{q}_2, \dots, \vec{q}_r, \vec{w}_1, \vec{w}_2, \dots, \vec{w}_k\}$ . Apply the Gram-Schmidt process to  $P$ , we will get  $d$  orthogonal basis vectors  $\{\vec{v}_1, \vec{v}_2, \dots, \vec{v}_d\}$

Apply the Gram-Schmidt process to  $P$ :

$$\text{Step1: } \vec{v}_1 = \vec{q}_1$$

$$\text{Step2: } \vec{v}_2 = \vec{q}_2 - \frac{\vec{q}_1 \cdot \vec{q}_2}{\vec{q}_1 \cdot \vec{q}_1} \vec{q}_1 = \vec{q}_2$$

$$\text{Step3: } \vec{v}_3 = \vec{q}_3 - \frac{\vec{q}_1 \cdot \vec{q}_3}{\vec{q}_1 \cdot \vec{q}_1} \vec{q}_1 - \frac{\vec{q}_2 \cdot \vec{q}_3}{\vec{q}_2 \cdot \vec{q}_2} \vec{q}_2 = \vec{q}_3$$

...

$$\text{Step(r): } \vec{v}_r = \vec{q}_r$$

$$\text{Step(r+1): } \vec{v}_{r+1} = \vec{w}_1 - \sum_{i=1}^r \frac{\vec{q}_i \cdot \vec{w}_1}{\vec{q}_i \cdot \vec{q}_i} \vec{q}_i$$

$$\text{Step(r+2): } \vec{v}_{r+2} = \vec{w}_2 - \sum_{i=1}^r \frac{\vec{q}_i \cdot \vec{w}_2}{\vec{q}_i \cdot \vec{q}_i} \vec{q}_i - \frac{\vec{v}_1 \cdot \vec{w}_2}{\vec{v}_1 \cdot \vec{v}_1} \vec{v}_1$$

...

As we only have  $d$  basis vectors, we will have the orthogonal basis  $\{\vec{q}_1, \vec{q}_2, \dots, \vec{q}_r, \vec{v}_{r+1}, \dots, \vec{v}_d\}$  finally.

$$\text{Assume } \vec{w}_j = \sum_{l=1}^r a_l \vec{q}_l + \sum_{l=r+1}^d b_l \vec{v}_l$$

$$\begin{aligned} \vec{u}_j &= \vec{w}_j - \sum_{i=1}^r \vec{q}_i \vec{q}_i^T \vec{w}_j \\ &= \sum_{l=1}^r a_l \vec{q}_l + \sum_{l=r+1}^d b_l \vec{v}_l - \sum_{i=1}^r \vec{q}_i \vec{q}_i^T (\sum_{l=1}^r a_l \vec{q}_l + \sum_{l=r+1}^d b_l \vec{v}_l) \\ &= \sum_{l=1}^r a_l \vec{q}_l + \sum_{l=r+1}^d b_l \vec{v}_l - \sum_{l=1}^r a_l \vec{q}_l \quad (\text{as } \vec{q}_i^T \vec{q}_l = 1 \text{ if } i=l, \vec{q}_i^T \vec{q}_l = 0 \text{ if } i \neq l, \vec{q}_i^T \vec{v}_l = 0 \text{ if } l \geq r+1) \\ &= \sum_{l=r+1}^d b_l \vec{v}_l \end{aligned}$$

As we want to proof  $\exists\{\vec{g}_1, \vec{g}_2, \dots, \vec{g}_{d-r}\}$ , s.t.  $\vec{g}_i \in S_d, \forall \vec{u}_i \in \{\vec{u}_1, \vec{u}_2, \dots, \vec{u}_k\}, \exists\{a_1, \dots, a_{d-r}\}$ , s.t.

$$\vec{u}_i = \sum_{i=1}^{d-r} \vec{a}_i \vec{g}_i, a_i \in \mathbb{R},$$

so we have  $\{\vec{g}_1, \vec{g}_2, \dots, \vec{g}_{d-r}\} = \{\vec{v}_{r+1}, \dots, \vec{v}_d\}$ , s.t.  $\vec{g}_i \in S_d, \forall \vec{u}_i \in \{\vec{u}_1, \vec{u}_2, \dots, \vec{u}_k\}, \exists\{a_1, \dots, a_{d-r}\}$ ,

$$\text{s.t. } \vec{u}_i = \sum_{i=1}^{d-r} \vec{a}_i \vec{g}_i, a_i \in \mathbb{R}$$

Therefore,  $W - QQ^T W$  has a  $(d-r)$ -dimension image space.

**Note:** The case not covered by this theorem is when there exists  $Q$ 's column vector  $\vec{q}_i \notin S_d$ . When  $\vec{q}_i \notin S_d$ , we have  $\vec{q}_i \cdot \vec{w}_j = 0$  for any column vector  $\vec{w}_j$  of  $W$ . That is, this component  $\vec{q}_i$  will not update  $W$  in  $W - QQ^T W$ , because  $\vec{w}_j - \vec{q}_i \vec{q}_i^T \vec{w}_j = 0$ . In PaRa, if the PaRa training has not yet converged, then this  $\vec{q}_i$  will be updated. If it has already converged, it indicates that our choice of  $r$  might be too large, leading to over-parameterization of PaRa, but the other  $\vec{q}_i \in S_d$  can still achieve the objective of personalization.

## B Proof of PaRa Sequential Addition in PaRa Combination

Here we will prove that in PaRa combination,  $W_0 - Q'_m Q_m^T W_0 = W_1 - Q_2 Q_2^T W_1 = W_0 - Q_1 Q_1^T W_0 - Q_2 Q_2^T W_0 + Q_2 Q_2^T Q_1 Q_1^T W_0$ .

For two trained PaRa models, we have parameters:

$$Q_1 = [\vec{q}_{11} \ \vec{q}_{12} \ \dots \ \vec{q}_{1r_1}]_{d \times r_1}$$

$$Q_2 = [\vec{q}_{21} \ \vec{q}_{22} \ \dots \ \vec{q}_{2r_2}]_{d \times r_2}$$

For the standard combination of  $Q_1$  and  $Q_2$ :  $Q_m = [\vec{q}_{11} \ \vec{q}_{12} \ \dots \ \vec{q}_{1r_1} \ \vec{q}_{21} \ \vec{q}_{22} \ \dots \ \vec{q}_{2r_2}]_{d \times (r_1+r_2)}$

With  $Q'_m R'_m = Q_m$ , same as what we discussed in Appendix A, we can find out a orthonormal basis  $\{\vec{q}_{11}, \vec{q}_{12}, \dots, \vec{q}_{1r_1}, \vec{p}_1, \vec{p}_2, \dots, \vec{p}_{(r_m-r_1)}\}$  of  $r_m$  vectors from the column vectors of  $Q_1$  and  $Q_2$ .

$W_m = W_0 - Q'_m Q_m{}^T W_0$  means for each column vector  $\vec{w}_i$  of  $W$ , it is transferred to

$$\vec{w}_i - \sum_j^{r_1} (\vec{q}_{1j} \cdot \vec{w}_i) \vec{q}_{1j} - \sum_l^{r_m - r_1} (\vec{p}_l \cdot \vec{w}_i) \vec{p}_l \quad (9)$$

For the practical combination  $W_m = W_1 - Q_2 Q_2{}^T W_1 = W_0 - Q_1 Q_1{}^T W_0 - Q_2 Q_2{}^T W_0 + Q_2 Q_2{}^T Q_1 Q_1{}^T W_0$ ,  $\vec{w}_i$  is transferred to

$$\vec{w}_i - \sum_j^{r_1} (\vec{q}_{1j} \cdot \vec{w}_i) \vec{q}_{1j} - \sum_s^{r_2} (\vec{q}_{2s} \cdot \vec{w}_i) \vec{q}_{2s} + \sum_s^{r_2} \left( \sum_j^{r_1} (\vec{q}_{1j} \cdot \vec{w}_i) \vec{q}_{1j} \right) \cdot \vec{q}_{2s} \vec{q}_{2s} \quad (10)$$

We have  $\vec{q}_{2s} = \sum_j^{r_1} a_{sj} \vec{q}_{1j} + \sum_l^{r_m - r_1} b_{sl} \vec{p}_l$ , and  $a_{sj} = \vec{q}_{1j} \cdot \vec{q}_{2s}$ ,  $b_{sl} = \vec{p}_l \cdot \vec{q}_{2s}$  then expression 10 is

$$\vec{w}_i - \sum_j^{r_1} (\vec{q}_{1j} \cdot \vec{w}_i) \vec{q}_{1j} - \sum_s^{r_2} \left( \sum_j^{r_1} a_{sj} \vec{q}_{1j} + \sum_l^{r_m - r_1} b_{sl} \vec{p}_l \cdot \vec{w}_i \right) \vec{q}_{2s} + \sum_s^{r_2} \left( \sum_j^{r_1} (\vec{q}_{1j} \cdot \vec{w}_i) \vec{q}_{1j} \right) \cdot \vec{q}_{2s} \vec{q}_{2s} \quad (11)$$

$$= \vec{w}_i - \sum_j^{r_1} (\vec{q}_{1j} \cdot \vec{w}_i) \vec{q}_{1j} - \sum_s^{r_2} \left( \sum_j^{r_1} a_{sj} \vec{q}_{1j} + \sum_l^{r_m - r_1} b_{sl} \vec{p}_l \right) \cdot \vec{w}_i \vec{q}_{2s} + \sum_s^{r_2} \left( \sum_j^{r_1} (\vec{q}_{1j} \cdot \vec{w}_i) \vec{q}_{1j} \right) \cdot \vec{q}_{2s} \vec{q}_{2s} \quad (12)$$

$$= \dots - \sum_s^{r_2} \left( \sum_j^{r_1} a_{sj} \vec{q}_{1j} \cdot \vec{w}_i \right) - \left( \sum_j^{r_1} (\vec{q}_{1j} \cdot \vec{w}_i) \vec{q}_{1j} \right) \cdot \vec{q}_{2s} \vec{q}_{2s} + \sum_s^{r_2} \sum_l^{r_m - r_1} (b_{sl} \vec{p}_l \cdot \vec{w}_i) \vec{q}_{2s} \quad (13)$$

When substituting  $a_{sj}$  and  $b_{sl}$ , the intermediate terms are eliminated, which is

$$\vec{w}_i - \sum_j^{r_1} (\vec{q}_{1j} \cdot \vec{w}_i) \vec{q}_{1j} + \sum_s^{r_2} \sum_l^{r_m - r_1} (\vec{p}_l \cdot \vec{q}_{2s} \vec{p}_l \cdot \vec{w}_i) \vec{q}_{2s} \quad (14)$$

$$= \vec{w}_i - \sum_j^{r_1} (\vec{q}_{1j} \cdot \vec{w}_i) \vec{q}_{1j} + \sum_l^{r_m - r_1} \sum_s^{r_2} (\vec{p}_l \cdot \vec{q}_{2s} \vec{q}_{2s}) \vec{p}_l \cdot \vec{w}_i \quad (15)$$

The term  $\sum_s^{r_2} (\vec{p}_l \cdot \vec{q}_{2s} \vec{q}_{2s})$  represents the total component of  $\vec{p}_l$  in the column space of  $Q_2$ . As  $\vec{p}_l$  is orthogonal with  $\{\vec{q}_{11}, \vec{q}_{12}, \dots, \vec{q}_{1r_1}\}$ , we have  $\sum_s^{r_2} (\vec{p}_l \cdot \vec{q}_{2s} \vec{q}_{2s}) = \vec{p}_l$ . Hence, it is proven that Expression 9 and Expression 15 are equal.

## C Comparisons of the Generation Performance for Different Subset Parameters

ExCA, as a parameter subset, is chosen in our experiments. Here, we provide additional examples generated using other subsets of parameters. We experimented with eight different parameter subsets.

- **Exclude Cross-Attention (ExCA)**
  - This method trains all layers except cross-attention and time embedding layers.
- **Exclude Self-Attention (ExSA)**
  - This method trains all layers except self-attention layers.
- **Self-Attention Only (SAO)**
  - This method trains only the self-attention layers.
- **Cross-Attention Only (CAO)**
  - This method trains only the cross-attention layers.
- **Full Model Training (FMT)**

- This method trains all layers of the model.
- **Strict Cross-Attention (SCA)**
  - This method trains only the queries and keys within the cross-attention mechanisms.
- **Exclude Cross-Attention High-Level (ExCA-HL)**
  - This method trains all layers except cross-attention layers, with an emphasis on high-level feature representations.
- **Exclude Cross-Attention High-Level Last (ExCA-HL-Last)**
  - This method trains all layers except cross-attention layers, focusing on the final stages of the high-level feature space.

As shown in Table 2, regardless of the subset used, the parameter count of PaRa is significantly lower than that of LoRA. In Fig. 7, we use the example of a bear plushie, with  $r = 16$ , to illustrate the effects of different parameter subsets. It can be observed that models with larger parameter counts, such as FMT, CAO, and ExSA, tend to align better with the training images. Conversely, models with smaller parameter counts may not align well with the target subject but match the text more closely. The model with the largest parameter count, FMT, even produced a ‘hybrid’ result in the multi-subject example "A girl is holding a small bear [V]". Models like SAO and SCA strike a better balance. EXCA, being a well-performing subset, has numerous examples listed in other sections and will not be repeated here.

SUBSET	$r=2$		$r=16$		$r=128$	
	PaRa	LoRA	PaRa	LoRA	PaRa	LoRA
EXCLUDE CROSS-ATTENTION (EXCA)	1.8 MB	4.8 MB	13 MB	33 MB	87 MB	190 MB
EXCLUDE SELF-ATTENTION (EXSA)	1.9 MB	4.8 MB	13 MB	33 MB	87 MB	190 MB
SELF-ATTENTION ONLY (SAO)	1.6M	3.1M	11M	21M	82M	163M
CROSS-ATTENTION ONLY (CAO)	1.6M	3.5M	11M	25M	82M	193M
FULL MODEL TRAINING (FMT)	3.4M	8.2M	23M	58M	169M	382M
STRICT CROSS-ATTENTION (SCA)	1.2M	2.8M	7.9M	20M	62M	152M
EXCLUDE CROSS-ATTENTION HIGH-LEVEL (EXCA-HL)	276K	700K	1.9M	5.0M	14M	30M
EXCLUDE CROSS-ATTENTION HIGH-LEVEL LAST (EXCA-HL-LAST)	6.9K	53K	42K	403K	82K	803K

Table 2: Fine-tuning subsets of parameters in UNet, comparing them with LoRA at various ranks, along with their corresponding model sizes.

## D Comparison of Different Rank Boundaries $\gamma$

In Section 3.2, we discussed that setting the  $r$  too high can lead to model instability. To mitigate this issue, it is necessary to establish a rank boundary  $\gamma$ . We empirically chose  $\gamma = \frac{1}{40}$  across various experimental scenarios. The Fig. 8 illustrates the results generated with different  $\gamma$  values. Red markers indicate errors in the generated images. The figure demonstrates that when  $r$  is small, the setting of  $\gamma$  has minimal impact. However, as  $r$  increases, it becomes crucial to select an appropriate  $\gamma$ , with values around  $\frac{1}{20}$  to  $\frac{1}{40}$  yielding the best performance.

## E Different $r$ Values in Image Editing and Model Combination

In Figure 9, we compare the performance of PaRa in one-shot learning for image editing across different rank values. We also calculate the average SSIM for each prompt generated with different ranks. It can be observed that the results for  $r = 2$  to  $r = 8$  show minimal differences. However, when  $r$  is larger, such as  $r = 16$  to  $32$ , the generated results for more challenging images tend to degrade significantly.

In Figure 10, we compare the performance of PaRa with different ranks in model combination. The results indicate that ranks between 2 and 8 are more suitable. When the rank  $r$  is too large, the interaction between the two PaRa models becomes significant, potentially causing one subject to be ignored in the generated results. However, if there is a primary and secondary subject, the rank  $r$  of the PaRa corresponding to the primary subject can be set higher.

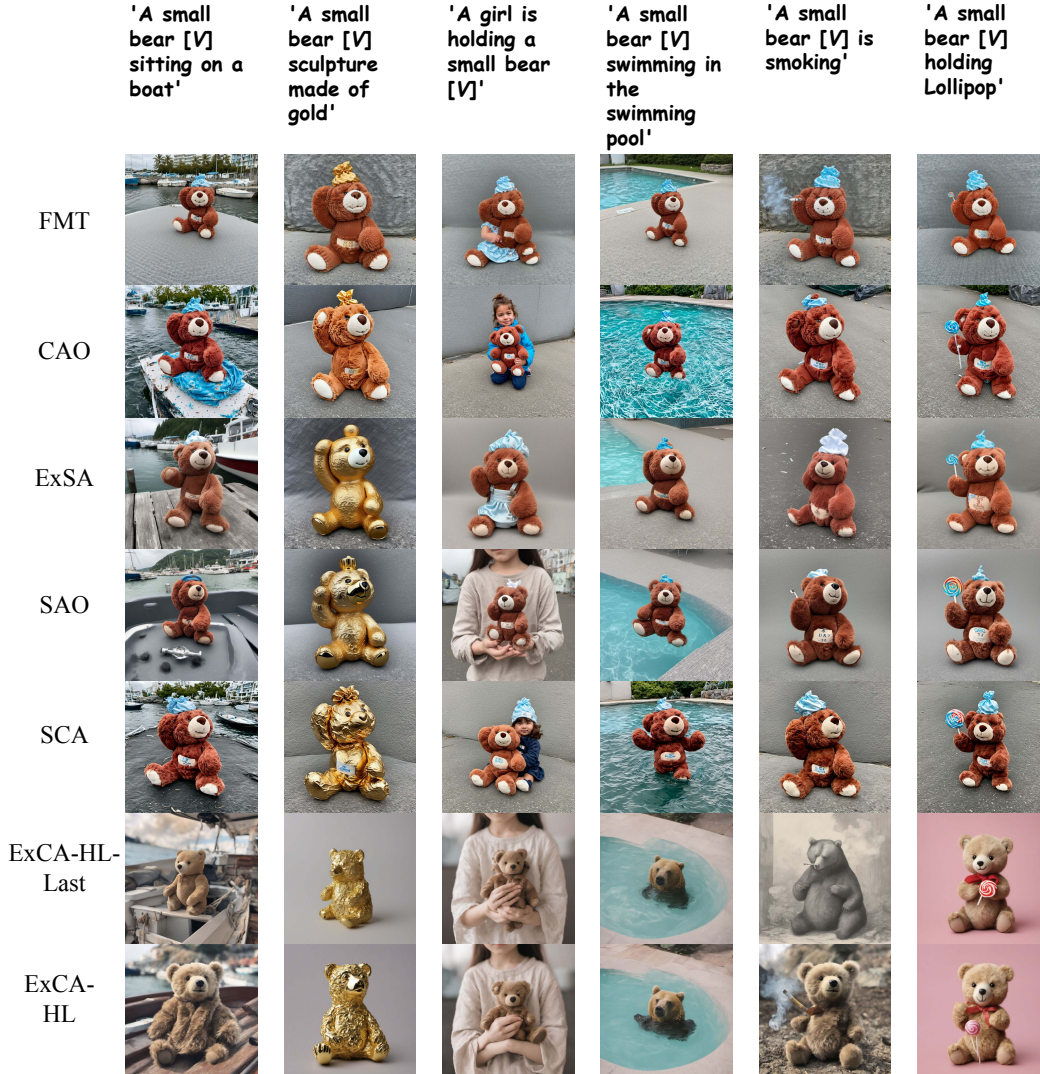


Figure 7: PaRa Single subject generation on different parameter subsets

## F More Generation Results

In Figure 11, we compare the performance of PaRa in single-subject generation with DreamBooth and Textual Inversion. The results clearly demonstrate the significant advantages of PaRa.

Figure 12 serves as a supplementary figure to Figure 3 in the main text, providing benchmarks of the text and image alignment for each subject.

In Figure 13, we present more examples of PaRa combinations. In these examples, the primary subject rank is 2, and the secondary subject rank is 32, which we have found through experience to be a relatively suitable pairing.

## G Image Editing Algebraic Discussion

The stability of PaRa outputs is reflected in that different Gaussian noises tend to yield the same result, represented as:

$$h = Wx = W(x + \Delta x) \quad (16)$$




Figure 8: Comparison of Different Rank Boundaries  $\gamma$  for single subject generation. Red boxes indicate errors in generating “boat”, and red circles indicate errors in generating “gold”.




Figure 9: Comparison of Different Rank Image Editing.  $r = 2$  to  $r = 8$  show minimal differences. When  $r$  is larger, such as  $r = 16$  to  $32$ , the generated results for more challenging images tend to degrade significantly.






Figure 10: Multi-Subject Generation. In the PaRa comparison, we analyzed results for Concept 1 with reduced ranks  $r_1$  set at 2, 8, 16; and for Concept 2, the reduced ranks  $r_2$  were 1, 2, 8, 64. LoRA, based on experimental optimization, used the best rank of 16 for both concepts and compared different scales with alpha values of 1, 3, 5.

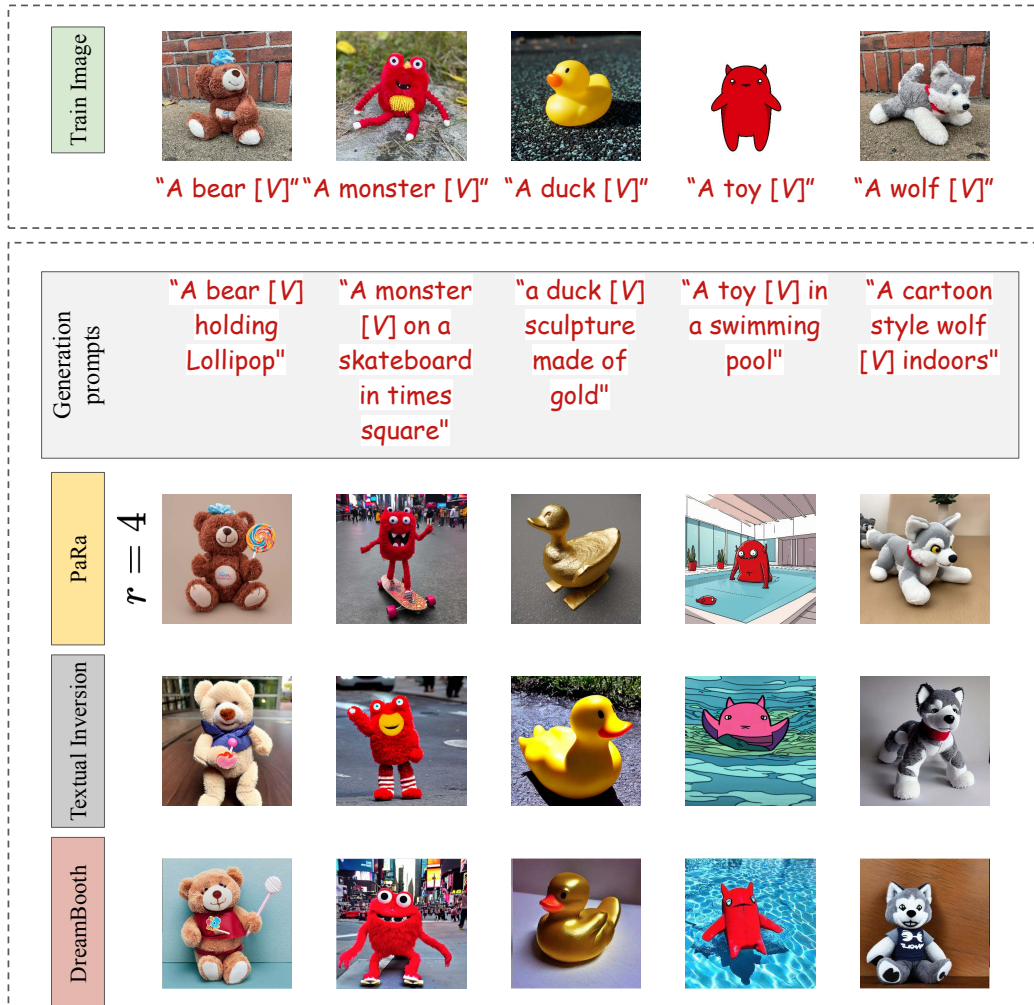


Figure 11: Comparison of Single-Subject Generation with DreamBooth and Textual Inversion

the equation is true when  $W\Delta x = \mathbf{0}$ , which is denoted by  $\Delta x \in \text{kernel}(W)$ .

According to the rank-nullity theorem, for the linear transformation  $W : X \rightarrow H$ ,  $\text{rank}(W) + \text{nullity}(W) = \dim X$ . (The nullity of  $W$  is the dimension of  $W$  kernel.) In PaRa, our reduced rank  $r = \text{rank}(W_0) - \text{rank}(W_{\text{reduce}}) = \text{nullity}(W_{\text{reduce}}) - \text{nullity}(W_0)$ , we have  $\text{rank}(W_0) > \text{rank}(W_{\text{reduce}})$  which implies  $\text{nullity}(W_{\text{reduce}}) > \text{nullity}(W_0)$ , more of  $\Delta x$  in PaRa will not produce different outputs. This reduced rank  $r$  demonstrates the problem [23] of the trade-off between faithful reconstruction and editability in image editing, As  $r$  increases, the modifiable features decrease, making the reconstruction more faithful. As  $r$  decreases, the modifiable features increase, bringing the diversity of the generated images closer to that of the underlying pre-trained generation model, and improving the editability. When a large  $r$  is selected for training the PaRa on a single image, the model generates images that closely resemble the training image, even when using various text prompts. This enables direct modification of the text prompt to facilitate image editing on the single train image.

## H Survey: User Assessment of Single-Subject and Multi-Subject Image Generation

To evaluate the quality of the generated images, we conducted a survey where 209 participants provided their feedback. In order to streamline and ensure effectiveness, we designed a survey



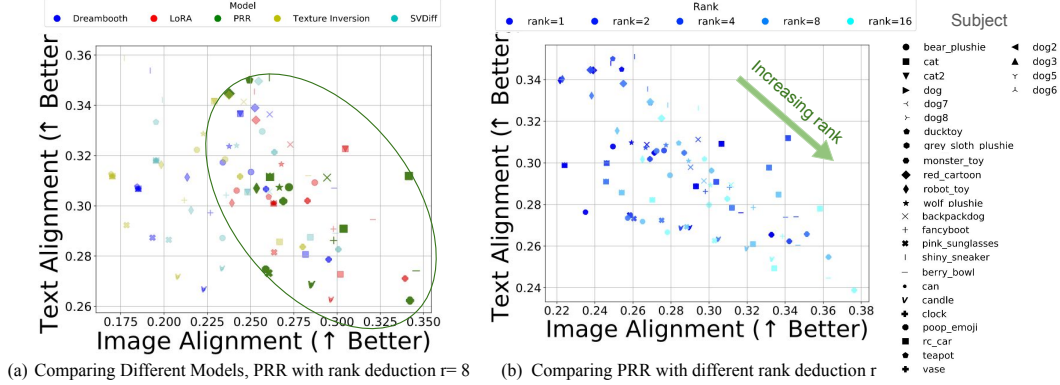


Figure 12: Text and image alignment for single subject generation. The generated image is denoted as  $\tilde{x}$ , the prompt is denoted as  $c$ , the train image is denoted as  $x$ . The text alignment is measured by the CLIP score  $\cos(\tilde{x}, c)$ , and the image alignment is defined as  $1 - \mathcal{L}_{LPIPS}(\tilde{x}, x)$ . In figure (a), our model PaRa is positioned in the lower left corner in the green circle. In figure (b), the green arrow indicates the approximate direction of rank increase.

	BEAR_PLUSHIE	RED_TOY	DUCKTOY	RED_CARTOON	WOLF_PLUSHIE	BEAR_PLUSHIE&TIN	DOG&VASE	CAT&TEAPOT	GREY_SLOTH_PLUSHIE&TIN
HUMAN PREFERENCE PaRa	96.17%	97.13%	91.18%	91.90%	96.62%	82.08%	89.94%	78.45%	88.76%
HUMAN PREFERENCE LoRA	3.83%	2.87%	8.82%	8.09%	3.38%	7.54%	3.91%	15.47%	7.30%

Table 3: Human evaluation results comparing PaRa and LoRA. The first five columns compare single-subject generation, while the last four columns compare multi-subject combination. Each of the last four columns does not sum to 100% because there is a “Neither” option in the survey indicating dissatisfaction with both results.

form consisting of nine questions. These questions allowed users to compare the image generation performance of PaRa and LoRA, covering both single-subject and multi-subject generation, as well as comparisons across different ranks.

The survey form is shown in this link:

[https://docs.google.com/forms/d/e/1FAIpQLSc7mDMagFkotVwYiYjftV3FY\\_WSoYDtcpX6\\_3VqV1p9SmREbA/viewform?usp=sf\\_link](https://docs.google.com/forms/d/e/1FAIpQLSc7mDMagFkotVwYiYjftV3FY_WSoYDtcpX6_3VqV1p9SmREbA/viewform?usp=sf_link).

If you click on the survey link, you will find that participants are blind to which model corresponds to each image, which helps reduce subjective bias. The survey may have regional bias because 181 participants completed the Google Form, while 28 participants completed the Tencent Form. The survey consists of 9 questions. The first five questions are actually about PaRa and LoRA’s Single-Subject generation. Options (a)-(e) correspond to PaRa ranks 1, 2, 4, 8, and 16, respectively. Options (f) and (g) correspond to LoRA rank 8 with scales 1.0 and 2.2, respectively. The last four questions are about multi-subject generation, where options (a) and (b) correspond to the results of PaRa and LoRA, respectively.

The overall results are summarized in Table 3.




Figure 13: More Multi-Subject Generation Examples: The left column shows the training images of the primary subject, and the top row shows the training images of the secondary subject, each represented by a single image but actually based on five images for few-shot training. The prompts used here are “[V1] in the kitchen with a [V2] next to it.”