

On a new family of weighted Gaussian processes: an application to bat telemetry data

J.H. RAMÍREZ-GONZÁLEZ* ANTONIO MURILLO-SALAS† YING SUN‡

Abstract

In this article we use a covariance function that arises from limit of fluctuations of the rescaled occupation time process of a branching particle system, to introduce a family of weighted long-range dependence Gaussian processes. In particular, we consider two subfamilies for which we show that the process is not a semimartingale, that the processes exhibit long-range dependence and have long-range memory of logarithmic order. Finally, we illustrate that this family of processes is useful for modeling real world data.

KEY WORDS AND PHRASES: branching particle systems, long memory processes, Gaussian processes, telemetry data, weighted processes.

MSC 2020 subject classifications: 60G15, 62M09.

1 Introduction

The theory of branching processes has attracted the attention of many researchers both from the theoretical and the applied point of view. One of such scenarios is the so-called branching particle systems. For instance, suppose that the system starts with a new particle located at position $x \in \mathbb{R}^d$, $d \in \mathbb{N}$. During its life time τ a random variable with distribution function F , this particle moves on \mathbb{R}^d according to an spherically symmetric stable motion with index $a \in (0, 2]$. Upon reaching the end of its lifespan, it gives birth to a random number ξ of offspring particles, each of them following the same dynamics as the original one, subject to the usual independence assumptions. Typically,

*King Abdullah University Of Science And Technology 23955, Saudi Arabia. josehermenegildo.ramirezgonzalez@kaust.edu.sa

†Universidad de Guanajuato, Guanajuato, Mexico. amurillos@ugto.mx

‡King Abdullah University Of Science And Technology 23955, Saudi Arabia. ying.sun@kaust.edu.sa

this kind of processes is viewed as measure-valued process $Z = \{Z_t, t \geq 0\}$ where $Z_t(A)$ denotes the number of particles alive at time t that are located in the set $A \in \mathcal{B}(\mathbb{R}^d)$, the Borel σ -field on \mathbb{R}^d . It is worth to mention that when τ follows an exponential distribution, the process Z enjoys the Markov property.

Suppose that the Markovian branching particle system described above starts off from a Poissonian population with intensity measure Λ , the Lebesgue measure on $\mathcal{B}(\mathbb{R}^d)$. The offspring distribution is the so-called $(1+\theta)$ -distribution, $0 < \theta \leq 1$, i.e., with probability generating function $f(s) = s + c(1-s)^{1+\theta}$, $0 \leq s \leq 1$, $c \in (0, 1/(1+\theta)]$. Thus, $\mathbb{E}(\xi) = 1$ which gives critical branching. In particular, for $\theta = 1$ and $c = 1/2$ we have critical binary branching. In [Bojdecki et al. (2004), Bojdecki et al. (2007)], the authors presented that the rescaled occupation time fluctuations of this kind branching particle systems are related to some centered Gaussian process which exhibits long-range dependence. To be more precise, the rescaled occupation time fluctuation converges weakly to a centered Gaussian process whose temporal structure is dictated by the sub-fractional Brownian motion, i.e., a process $\eta = \{\eta_t, t \geq 0\}$ ($0 < h < 2$) with covariance function

$$\mathbb{E}(\eta_s \eta_t) = s^h + t^h - \frac{1}{2} [(s+t)^h + |s-t|^h], \quad s, t \geq 0.$$

Among the many interesting properties of the sub-fractional Brownian motion, it possesses the long-range dependence property: for $0 \leq u < v \leq s < t$

$$\lim_{r \rightarrow \infty} r^{3-h} \mathbb{E}(\eta_v - \eta_u)(\eta_{s+r} - \eta_{t+r}) = \frac{h(h-1)(2-h)}{2} (t-s)(u^2 - v^2), \quad h \neq 1.$$

The interested reader can consult the above-mentioned references for more details.

On the other hand, Vatutin and Wakolbinger (1998) and Fleischmann et al. (2002) studied the (d, a, θ, γ) -branching particle system, i.e., a non-Markovian $(1+\theta)$ -branching particle system. This system starts with a Poissonian population with intensity measure Λ where the particles moves on \mathbb{R}^d according to a stable motion of index a with lifetimes following common distribution function F . The authors considered two cases: F with finite mean or F belonging to the domain of attraction of a γ -stable law with $0 < \gamma < 1$, i.e., $1 - F(t) \sim c_\gamma t^{-\gamma}$, as $t \rightarrow \infty$, for some positive constant c_γ . The authors, show that the system is persistent for $d \geq a\gamma/\theta$ and $d > a/\theta$ for the case of life-times with finite mean, which, includes the Markovian case. López-Mimbela and Murillo-Salas (2009) investigated laws of large-numbers for the occupation time of such particle system. More recently, López-Mimbela et al. (2024) investigated the occupation time fluctuations of the (d, a, θ, γ) -branching particle system (with $\theta = 1$, $c = 1/2$). Of particular interest is the case of F belonging to the domain of attraction of a γ -stable law with $0 < \gamma < 1$. In this case, the authors proved that for $a\gamma < d < a(1+\gamma)$ the temporal structure of the mentioned fluctuations is dictated by a centered

Gaussian process with covariance structure: for $d \neq a$ and $s, t \geq 0$

$$Q_{a,\gamma,d}(s, t) := \left(\frac{d}{a} - 1\right)^{-1} \int_0^{s \wedge t} r^{\gamma-1} [(s-r)^{2-d/a} + (t-r)^{2-d/a} - (t+s-2r)^{2-d/a}] dr, \quad (1)$$

whereas for the case $d = a$ we have

$$K(s, t) := \int_0^{s \wedge t} r^{\gamma-1} [(s+t-2r) \ln(s+t-2r) - (s-r) \ln(s-r) - (t-r) \ln(t-r)] dr. \quad (2)$$

In particular, the stochastic process with covariance function (1) is a centered Gaussian process named *weighted sub-fractional Brownian motion* which possesses the long-range dependence property.

Long-range dependence is a property that appears in several areas such as finance, econometrics, linguistics, climate change, among others. We suggest the interested reader to consult Gennady (2006) and the references there in for a more detailed and complete introduction to long-range dependence and the different approaches to it. Interestingly, as we mentioned before, the notion of long-range dependence appears related to limit theorems for the rescaled occupation time fluctuations of branching particle systems.

The first goal of this paper is to study deeply a more general form of the covariance function (2). To be more precise, we consider

$$K_f(s, t) := 2 \int_0^{s \wedge t} f(r) [(s+t-2r) \ln(s+t-2r) - (s-r) \ln(s-r) - (t-r) \ln(t-r)] dr, \quad (3)$$

for certain functions f such that (3) is still a covariance function of some centered Gaussian process. We denote by $\zeta_f = \{\zeta_{t,f}, t \geq 0\}$ the centered Gaussian process with covariance function (3). Given $0 < r < s$ the covariance $\mathbb{E}(\zeta_s \zeta_{s+T})$ is positive and grows as $T \rightarrow \infty$, very slowly at logarithmic scale as shown in Proposition 2.14 (i). Thus, we can think of this feature as some random phenomena where it *takes too long to learn*, or equivalently, the memory of the process lasts for very long time (strong-memory property). As a primary contribution in Section 2, we present several path and memory properties of the process ζ_f . This includes an examination of its variation, quadratic variation, long-range memory, and dependence.

The second objective of this study, detailed in Section 3, we conduct simulations of the ζ_f process and explore an application where its long-range logarithmic memory property can be useful for modeling real-world data. Specifically, in Ramirez-Gonzalez and Sun (2023); Ramirez-Gonzalez et al. (2024), the integral of a fractional Ornstein-Uhlenbeck process is utilized to model animal

telemetry, where the velocity process is defined as:

$$dv_H(t) = -\beta v_H(t)dt + \sigma dW_H(t), \quad \beta, \sigma > 0,$$

Here, $W_H(t)$ is a fractional Brownian motion and the position process is defined by:

$$\mu_H(t) = \mu_H(0) + \int_0^t v_H(s)ds.$$

Long-range memory is a crucial aspect, characterized by the covariance function:

$$R(s, t) := \text{cov}(\mu_H(s), \mu_H(t)),$$

which, by Proposition 2.7 of Ramirez-Gonzalez et al. (2024), exhibits the following long-range memory behaviors:

- For $H \leq \frac{1}{2}$:

$$R(r, T + s) \sim \begin{cases} \frac{\sigma^2}{2\beta} \int_0^r e^{-\beta u} (r - u)^{2H} du, & \text{if } H < \frac{1}{2}, \\ \frac{\sigma^2}{\beta} \int_0^r e^{-\beta u} (r - u) du, & \text{if } H = \frac{1}{2}. \end{cases}$$

- For $H > \frac{1}{2}$:

$$\frac{R(r, T + s)}{T^{2H-1}} \sim \frac{\sigma^2 H}{\beta} \int_0^r e^{-\beta u} (r - u) du.$$

The model $(\zeta_{t, f_{\sigma, \beta}})_{t \geq 0}$, with $f_{\sigma, \beta}(u) = \frac{\sigma^2}{2\beta} e^{-\beta u}$, is proposed to estimate the telemetry trajectories of animals, introducing long-range memory of logarithmic order and respecting the asymptotic limit of the long-range memory of the process $\mu_H(t)$ with $H \geq \frac{1}{2}$. The code with which the inference was carried out is available at: <https://github.com/joseramirezgonzalez/f-wsfBm>. Finally, in Section 4, we provide a general discussion of the model and methodology, including exploration of potential model generalizations, as well as discussion of its advantages and limitations.

2 The family of weighted processes

The purpose of the first part of this section is provide conditions on f under which (3) becomes a covariance function. In order to do this, we are going to show that

$$Q(s, t) = 2[(s + t) \log(s + t) - t \log(t) - s \log(s)], \quad s, t > 0,$$

is a covariance kernel of some Gaussian process. We recall that this covariance kernel has appeared in Bojdecki et al. (2007) and Bojdecki et al. (2008) as follows

$$\int_0^{s \wedge t} Q(s-r, t-r) dr = - \left(s^2 \log(s) + t^2 \log(t) - \frac{1}{2} [(s+t)^2 \log(s+t) + (s-t)^2 \log(|s-t|)] \right), \quad (4)$$

and more recently in López-Mimbela et al. (2024) as

$$\begin{aligned} \int_0^{s \wedge t} r^{\gamma-1} Q(s-r, t-r) dr &= 2 \int_0^{s \wedge t} r^{\gamma-1} [(s+t-2r) \log(s+t-2r) \\ &\quad - (s-r) \log(s-r) - (t-r) \log(t-r)] dr, \end{aligned} \quad (5)$$

for $0 < \gamma < 1$. Note that, (4) and (5) are special cases of (3) with $f(r) \equiv 1$ and $f(r) = r^{\gamma-1}$, respectively. In this vein we have the following

Proposition 2.1. *Let $f : \mathbb{R}_+ \rightarrow \mathbb{R}_+$ be a measurable function such that, for any $\delta > 0$*

$$\int_0^\delta f(u) du < \infty. \quad (6)$$

Then, $K_f(s, t)$ given by (3) is a covariance function.

Proof. Take $a > 0$ and $t, s \geq 0$. We are going to show that

$$Q_a(t, s) := 2 [(s+t) \log(s+t) - (t+a) \log(t+a) - (s+a) \log(s+a) + 2a \log(2a)] 1_{\{a \leq s\}} 1_{\{a \leq t\}},$$

is a nonnegative definite function. In fact, it is easy to check that

$$\frac{1}{2} Q_a(t, s) = \int_a^s \int_a^t \int_0^\infty e^{-(r+r')x} dx dr dr' = \int_a^\infty \int_a^\infty \int_0^\infty 1_{\{a \leq r' \leq t\}} e^{-r'x} e^{-rx} 1_{\{a \leq r \leq s\}} dx dr dr'$$

This shows that, $Q_a(\cdot, \cdot)$ is a nonnegative definite function. Therefore, since $\lim_{a \downarrow 0} (2a \log(2a)) = 0$, we obtain that

$$Q(s, t) := \lim_{a \downarrow 0} Q_a(s, t) = 2 [(s+t) \log(s+t) - t \log(t) - s \log(s)],$$

is also a nonnegative definite function. Now, under the condition (6) its easy to check that $|K_f(s, t)| < \infty, \forall s, t \geq 0$. Finally, since $f \geq 0$ and $Q(\cdot, \cdot)$ is a nonnegative function, we get that

$$K_f(s, t) = \int_0^{s \wedge t} f(r) Q(t-r, s-r) dr$$

also is a nonnegative definite function. This completes the proof. \square

As a particular example we consider the family of functions

$$\mathcal{C}_1 := \{f_\alpha(u) := u^\alpha, u > 0, \alpha > -1\}.$$

In this case, we will obtain the covariance function

$$C_1(s, t) = 2 \int_0^{s \wedge t} u^\alpha [(s + t - 2u) \log(s + t - 2u) - (s - u) \log(s - u) - (t - u) \log(t - u)] du. \quad (7)$$

Remark 2.2. For $-1 < \alpha < 0$, the covariance function (7) was obtained as the covariance function of the rescaled occupation time fluctuations of a $(d, a, 1, \gamma)$ -branching particle system with $d = a$ and $\alpha = \gamma - 1$. See Theorem 2.1 (ii) in López-Mimbela et al. (2024).

Another important class of functions we will consider is the following

$$\mathcal{C}_2 := \{f_\alpha(u) := e^{\alpha u}, u > 0, \alpha \in \mathbb{R}\}.$$

For this class the resulting covariance function is expressed as follows

$$C_2(s, t) = 2 \int_0^{s \wedge t} e^{\alpha u} [(s + t - 2u) \log(s + t - 2u) - (s - u) \log(s - u) - (t - u) \log(t - u)] du.$$

We use families \mathcal{C}_1 and \mathcal{C}_2 in the application in Section 3.2.

2.1 Sample paths properties

In this section, we will explore certain path properties of the process $\zeta_f = (\zeta_{t,f})_{t \geq 0}$, including total variation, quadratic variation, and the continuity module.

To start with, we note that putting $f \equiv 1$ in (3) we obtain

$$K_1(s, t) = - \left(s^2 \log(s) + t^2 \log(t) - \frac{1}{2} \left[(t + s)^2 \log(s + t) + |s - t|^2 \log(|s - t|) \right] \right). \quad (8)$$

In Bojdecki et al. (2007) considered the process $\eta = (\eta_t)_{t \geq 0}$ with covariance (8). In particular, in Proposition 3.5, the authors show that this process is not a semimartingale. This was done by proving that the total variation is infinite and the quadratic variation is zero. We will borrow the main arguments of their proof, since in our case, the proof for the process $(\zeta_t)_{t \geq 0}$ will rely on such

arguments. To be more precise, they show that

$$\lim_{n \rightarrow \infty} \sum_{k=0}^{n-1} \mathbb{E} \left[(\eta_{\frac{k+1}{n}} - \eta_{\frac{k}{n}})^2 \right] = 0, \quad (9)$$

which implies that the quadratic variation in $[0, 1]$ is zero; and

$$\mathbb{E} |\eta_{\frac{k+1}{n}} - \eta_{\frac{k}{n}}| \geq C \frac{\sqrt{\log k}}{n}, \quad (10)$$

from which they get that the process η has infinite variation in $[0, 1]$. We have the following

Theorem 2.3. *For f in class \mathcal{C}_1 or \mathcal{C}_2 the process ζ is not a semimartingale.*

We show this result by proving that the processes ζ has infinite variation and its quadratic variation is zero, on $[0, 1]$. This is done throughout the following results.

Proposition 2.4. *Suppose that f satisfies the condition*

$$\lim_{n \rightarrow \infty} \frac{1}{n} \sum_{k=1}^{n-1} \sqrt{\int_0^{\frac{k}{n}} f(u) \frac{1}{\frac{k+1}{n} - u} du} = \infty. \quad (11)$$

Then, $(\zeta_t)_{t \geq 0}$ has infinite variation a.s. on $[0, 1]$.

Proof. It is not difficult to see that for $0 \leq s < t \leq 1$

$$\mathbb{E}(\zeta_t - \zeta_s)^2 = 4 \log(2) \int_s^t f(u)(t-u) du + 4 \int_0^s f(u) \int_s^t \int_s^t \frac{1}{r+r'-2u} dr dr' du. \quad (12)$$

Then, for $s = \frac{k}{n}$ and $t = \frac{k+1}{n}$ with $k \in \{0, 1, \dots, n-1\}$, we have

$$\begin{aligned} \mathbb{E} \left(\zeta_{\frac{k+1}{n}} - \zeta_{\frac{k}{n}} \right)^2 &= 4 \log(2) \int_{\frac{k}{n}}^{\frac{k+1}{n}} f(u) \left(\frac{k+1}{n} - u \right) du \\ &\quad + 4 \int_0^{\frac{k}{n}} f(u) \int_{\frac{k}{n}}^{\frac{k+1}{n}} \int_{\frac{k}{n}}^{\frac{k+1}{n}} \frac{1}{r+r'-2u} dr dr' du \\ &\geq \frac{2}{n^2} \int_0^{\frac{k}{n}} f(u) \frac{1}{\frac{k+1}{n} - u} du. \end{aligned} \quad (13)$$

Therefore, by (13) and the absolute moment property for Gaussian distributions, we have that

$$\mathbb{E} \left(\left| \zeta_{\frac{k+1}{n}} - \zeta_{\frac{k}{n}} \right| \right) \geq \sqrt{\frac{2}{\pi}} \frac{1}{n} \sqrt{\int_0^{\frac{k}{n}} f(u) \frac{1}{\frac{k+1}{n} - u} du}. \quad (14)$$

Then, following similar arguments to those used in Bojdecki et al. (2007), using (11) and (14), we get the result. \square

As a byproduct of this proposition we obtain the following result about the total variation of the process ζ for the classes \mathcal{C}_i , $i = 1, 2$. More precisely,

Corollary 2.5. *Take $f \in \mathcal{C}_1$, with $-1 < \alpha \leq 0$, or $f \in \mathcal{C}_2$, with $\alpha \in \mathbb{R}$. Then, the process ζ has infinite variation a.s. on $[0, 1]$.*

Proof. Note that,

$$f(u) = u^\alpha \geq 1 \text{ for } u \in [0, 1] \text{ with } -1 < \alpha \leq 0,$$

and

$$f(u) = e^{\alpha u} \geq (1 \wedge e^\alpha) \text{ for } u \in [0, 1] \text{ with } \alpha \in \mathbb{R},$$

which yields,

$$\sqrt{\int_0^{\frac{k}{n}} f(u) \frac{1}{\frac{k+1}{n} - u} du} \geq C \sqrt{\int_0^{\frac{k}{n}} \frac{1}{\frac{k+1}{n} - u} du} = C \log(k+1)^{\frac{1}{2}}.$$

Therefore, in such cases, Proposition 2.4 gives the desired result. \square

Remark 2.6. (i) Note that, for $f \equiv 1$ we have that

$$\frac{1}{n} \sum_{k=1}^{n-1} \sqrt{\int_0^{\frac{k}{n}} f(u) \frac{1}{\frac{k+1}{n} - u} du} = \frac{1}{n} \sum_{k=1}^{n-1} (\log(k+1))^{\frac{1}{2}} \xrightarrow{n \rightarrow \infty} \infty,$$

which implies (10). Thus, as a particular case of our criterion (11), we recover the result of Bojdecki et al. (2007).

(ii) If we take $f \equiv c > 0$ from (i) we conclude that the process $(\zeta_t)_{t \geq 0}$ also has infinite variation a.s.

In the following proposition we show that the process ζ has quadratic variation a.s., for f in class \mathcal{C}_1 and \mathcal{C}_2 .

Proposition 2.7. *Let us consider f in class \mathcal{C}_1 or \mathcal{C}_2 . Then, the quadratic variation of the process ζ is equal to zero on the interval $[0, 1]$.*

Proof. The proof will be divided into two parts.

Part 1. Consider the case $f \in \mathcal{C}_1$ with $\alpha \geq 0$ or $f \in \mathcal{C}_2$. Note that

$$u^\alpha \leq 1 \text{ for } u \in [0, 1] \text{ with } \alpha \geq 0,$$

and

$$e^{\alpha u} \leq (1 \vee e^\alpha) \text{ for } u \in [0, 1] \text{ with } \alpha \in \mathbb{R}.$$

Now, in (12) we put $s = \frac{k}{n}$ and $t = \frac{k+1}{n}$, then

$$\begin{aligned} \mathbb{E}(\zeta_{\frac{k+1}{n}} - \zeta_{\frac{k}{n}})^2 &= 4 \log(2) \int_{\frac{k}{n}}^{\frac{k+1}{n}} f(u) \left(\frac{k+1}{n} - u \right) du + 4 \int_0^{\frac{k}{n}} f(u) \int_{\frac{k}{n}}^{\frac{k+1}{n}} \int_{\frac{k}{n}}^{\frac{k+1}{n}} \frac{1}{r+r'-2u} dr dr' du \\ &\leq C \left[4 \log(2) \int_{\frac{k}{n}}^{\frac{k+1}{n}} \left(\frac{k+1}{n} - u \right) du + 4 \int_0^{\frac{k}{n}} \int_{\frac{k}{n}}^{\frac{k+1}{n}} \int_{\frac{k}{n}}^{\frac{k+1}{n}} \frac{1}{r+r'-2u} dr dr' du \right] \\ &= C \mathbb{E}(\eta_{\frac{k+1}{n}} - \eta_{\frac{k}{n}})^2. \end{aligned}$$

Recalling (9) the result follows as in Bojdecki et al. (2007).

Part 2. Let us consider $f \in \mathcal{C}_1$ with $-1 < \alpha < 0$. Note that,

$$\begin{aligned} &\int_0^{\frac{k}{n}} u^\alpha \int_{\frac{k}{n}}^{\frac{k+1}{n}} \int_{\frac{k}{n}}^{\frac{k+1}{n}} \frac{1}{r+r'-2u} dr dr' du \\ &= \int_{\frac{k}{n}}^{\frac{k+1}{n}} \int_{\frac{k}{n}}^{\frac{k+1}{n}} \int_0^{\frac{k}{n}} \frac{u^\alpha}{r+r'} \frac{1}{1 - \frac{2u}{r+r'}} du dr dr' \\ &= \sum_{i=0}^{\infty} \int_{\frac{k}{n}}^{\frac{k+1}{n}} \int_{\frac{k}{n}}^{\frac{k+1}{n}} \int_0^{\frac{k}{n}} \frac{u^\alpha}{r+r'} \left(\frac{2u}{r+r'} \right)^i du dr dr' \\ &= \left(\frac{k}{n} \right)^\alpha \sum_{i=0}^{\infty} \int_{\frac{k}{n}}^{\frac{k+1}{n}} \int_{\frac{k}{n}}^{\frac{k+1}{n}} 2^i \left(\frac{k}{n} \right)^{i+1} \frac{1}{(r+r')^{i+1}} \frac{1}{1+i+\alpha} dr dr'. \end{aligned} \quad (15)$$

Observe that, in the case we are dealing with, $1+i+\alpha \geq (1+i)(1+\alpha) > 0$ for $i \geq 0$. Then, the left hand side of (15) can be majorized as follows

$$\begin{aligned} &\left(\frac{k}{n} \right)^\alpha \sum_{i=0}^{\infty} \int_{\frac{k}{n}}^{\frac{k+1}{n}} \int_{\frac{k}{n}}^{\frac{k+1}{n}} 2^i \left(\frac{k}{n} \right)^{i+1} \frac{1}{(r+r')^{i+1}} \frac{1}{1+i+\alpha} dr dr' \\ &\leq \frac{1}{1+\alpha} \left(\frac{k}{n} \right)^\alpha \sum_{i=0}^{\infty} \int_{\frac{k}{n}}^{\frac{k+1}{n}} \int_{\frac{k}{n}}^{\frac{k+1}{n}} 2^i \left(\frac{k}{n} \right)^{i+1} \frac{1}{(r+r')^{i+1}} \frac{1}{1+i} dr dr', \\ &= \frac{1}{1+\alpha} \left(\frac{k}{n} \right)^\alpha \int_0^{\frac{k}{n}} \int_{\frac{k}{n}}^{\frac{k+1}{n}} \int_{\frac{k}{n}}^{\frac{k+1}{n}} \frac{1}{r+r'-2u} dr dr' du. \end{aligned} \quad (16)$$

On the other hand, observe that

$$\int_{\frac{k}{n}}^{\frac{k+1}{n}} f(u) \left(\frac{k+1}{n} - u \right) du \leq \frac{1}{1+\alpha} \left(\frac{k}{n} \right)^\alpha \int_{\frac{k}{n}}^{\frac{k+1}{n}} \left(\frac{k+1}{n} - u \right) du. \quad (17)$$

Thus, from (15)-(17) we obtain that

$$\mathbb{E} \left(\zeta_{\frac{k+1}{n}} - \zeta_{\frac{k}{n}} \right)^2 \leq C \left(\frac{k}{n} \right)^\alpha \mathbb{E} \left(\eta_{\frac{k+1}{n}} - \eta_{\frac{k}{n}} \right)^2 \leq C \left(\frac{k}{n} \right)^\alpha \frac{\log(k)}{n^2}, \quad k \geq e^4, \quad (18)$$

for some positive constant C , the last inequality follows from

$$\frac{\log(k)}{2n^2} \leq E(\eta_{\frac{k+1}{n}} - \eta_{\frac{k}{n}})^2 \leq \frac{\log(k)}{n^2}, \quad \text{for } k \geq e^4, \quad (19)$$

which is borrowed from Bojdecki et al. (2007). Finally, since $-1 < \alpha < 0$, from (18) we obtain that

$$\lim_{n \rightarrow \infty} \sum_{k=0}^{n-1} \mathbb{E} \left(\zeta_{\frac{k+1}{n}} - \zeta_{\frac{k}{n}} \right)^2 = 0.$$

Thus, the quadratic variation on $[0, 1]$ of the process ζ is zero a.s. □

As an immediate consequence of the proof (Part 1) of Proposition 2.7 we have the following corollary.

Corollary 2.8. *Suppose there exists a positive constant c such that $f \leq c$. Then, $(\zeta_t)_{t \geq 0}$ has a quadratic variation equal to zero a.s.*

The following result closes the gap for the total variation of ζ . More precisely, we have

Proposition 2.9. *For f in class \mathcal{C}_1 , with $\alpha > 0$, the process ζ has infinite variation a.s.*

Proof. We only give an sketch of this proof since it follows similar ideas to those used in the proof of Part 2 of Proposition 2.7. Note that, $\alpha > 0$ implies that $1 + i + \alpha \leq (1 + i)(1 + \alpha)$, $i \geq 0$. Hence, using the lower inequality of (19) we can obtain

$$\mathbb{E} \left(\zeta_{\frac{k+1}{n}} - \zeta_{\frac{k}{n}} \right)^2 \geq C \left(\frac{k}{n} \right)^\alpha \frac{\log(k)}{2n^2}, \quad (20)$$

for some positive constant C . Thus, by the Gaussian property (20) implies that

$$\mathbb{E} \left| \zeta_{\frac{k+1}{n}} - \zeta_{\frac{k}{n}} \right| \geq C \frac{\sqrt{k^\alpha \log(k)}}{n^{1+\frac{\alpha}{2}}},$$

Now, by Integral test for convergence, it is easy to check that

$$\frac{1}{n^{1+\frac{\alpha}{2}}} \sum_{k=1}^n \sqrt{k^\alpha \log(k)} \xrightarrow{n \rightarrow \infty} \infty.$$

Then, following similar arguments to those used in Bojdecki et al. (2007) we conclude the proof. \square

Proof of Theorem 2.3: It follows from Corollary 2.5, Proposition 2.7 and Proposition 2.9. \square

In the rest of this section we will need the following: given f, g positive real-valued functions we write $f \asymp g$ if there are positive constants c_1 and c_2 such that $c_1 f \leq g \leq c_2 f$. Observe that, if $f \asymp g$ with c_1 and c_2 , then $g \asymp f$ with c_2^{-1} and c_1^{-1} .

Remark 2.10. *It is easy to prove that if $1 \asymp f$ or $u^\alpha \asymp f$ with $\alpha \in (-1, \infty)$. Then, ζ_f has infinite variation and quadratic variation equal to 0 a.s.*

Lemma 2.11. (i) *Let us assume that $1 \asymp f$. That is, there are positive constants $c_{1,f}$ and $c_{2,f}$ such that $c_{1,f} \leq f \leq c_{2,f}$. Then,*

$$c_{1,f} \frac{(t-s)^2}{2} \left[2 \log(2s) + 1 - 2 \log(t-s) \right] \leq \mathbb{E}(\zeta_{t,f} - \zeta_{s,f})^2 \leq c_{2,f} \frac{(t-s)^2}{2} \left[2 \log(2t) + 1 - 2 \log(t-s) \right]. \quad (21)$$

(ii) *Let us assume that $u^\alpha \asymp f$ with $\alpha \in (-1, \infty)$. There exists a positive constants $c_{1,f,\alpha}$ and $c_{2,f,\alpha}$ such that $c_{1,f,\alpha} u^\alpha \leq f \leq c_{2,f,\alpha} u^\alpha$.*

(ii.a) *If $\alpha \in (-1, 0)$. Then,*

$$\begin{aligned} c_{1,f,\alpha} s^\alpha \frac{(t-s)^2}{2} \left[2 \log(2s) + 1 - 2 \log(t-s) - 4 \log(2) \right] &\leq \mathbb{E}(\zeta_{t,f} - \zeta_{s,f})^2 \\ &\leq \frac{c_{2,f,\alpha}}{1+\alpha} s^\alpha \frac{(t-s)^2}{2} \left[2 \log(2t) + 1 - 2 \log(t-s) \right] + c_{2,f,\alpha} \frac{4 \log(2) c_\alpha}{1+\alpha} (t-s)^{2+\alpha}, \end{aligned} \quad (22)$$

where c_α is a positive constant.

(ii.b) *If $\alpha \in [0, \infty)$. Then,*

$$\begin{aligned} \frac{c_{1,f,\alpha}}{1+\alpha} s^\alpha \frac{(t-s)^2}{2} \left[2 \log(2s) + 1 - 2 \log(t-s) - 4 \log(2) \right] &\leq \mathbb{E}(\zeta_{t,f} - \zeta_{s,f})^2 \\ &\leq c_{2,f,\alpha} s^\alpha \frac{(t-s)^2}{2} \left[2 \log(2t) + 1 - 2 \log(t-s) \right] + 4 c_{2,f,\alpha} \log(2) (t-s)^2. \end{aligned} \quad (23)$$

Proof. (i) It is enough to take $0 \leq s < t \leq 1$. Since $1 \asymp f$, under the equality (12) there are positive constants $c_{1,f}$ and $c_{2,f}$ such that

$$c_{1,f} \mathbb{E}(\eta_t - \eta_s)^2 \leq \mathbb{E}(\zeta_{t,f} - \zeta_{s,f})^2 \leq c_{2,f} \mathbb{E}(\eta_t - \eta_s)^2.$$

We write ζ_f to emphasize that the processes ζ corresponds to that with covariance function (3)

with function f . By inequality $\log(2s) \leq \log(2s + u + u') \leq \log(2t)$, we can check that

$$\frac{(t-s)^2}{2} \left[2\log(2s) + 1 - 2\log(t-s) \right] \leq \mathbb{E}(\eta_t - \eta_s)^2 \leq \frac{(t-s)^2}{2} \left[2\log(2t) + 1 - 2\log(t-s) \right]. \quad (24)$$

Therefore,

$$c_{1,f} \frac{(t-s)^2}{2} \left[2\log(2s) + 1 - 2\log(t-s) \right] \leq \mathbb{E}(\zeta_{t,f} - \zeta_{s,f})^2 \leq c_{2,f} \frac{(t-s)^2}{2} \left[2\log(2t) + 1 - 2\log(t-s) \right],$$

from which we conclude the proof of (i). Note that, $2\log(2s) + 3 - \log(t-s) \geq 0$ if and only if $4s^2e \geq t-s$.

The proof of (ii) follows using similar arguments to those used in (i) combined with (12), (15) and (24). \square

The next result deals with path-continuity of ζ .

Theorem 2.12. (i) *Suppose that there exists a positive constant c_f such that $0 \leq f \leq c_f$. Then, for any $\kappa \in (0, 1)$ there exists a positive constant $c_{f,\gamma}(T)$ such that*

$$\mathbb{E}(\zeta_{t,f} - \zeta_{s,f})^2 \leq c_{f,\kappa}(T) |t-s|^{2-\kappa}, \quad 0 \leq s, t \leq T.$$

In particular, the process ζ_f has Hölder continuous paths of index δ , for any $0 < \delta < 1/2$.

(ii) *Let $\alpha \in (-1, 0)$. Assume that there exists a positive constant $c_{f,\alpha}$ such that $0 \leq f \leq c_{f,\alpha}u^\alpha$.*

(ii.a) *Then, for any $\kappa \in (0, 1)$ such that $1 + \alpha - \kappa > 0$ there exists a positive constant $c_{f,\kappa,\alpha}(T)$ such that:*

$$\mathbb{E}(\zeta_{t,f} - \zeta_{s,f})^2 \leq c_{f,\kappa,\alpha}(T) (s \wedge t)^\alpha |t-s|^{2+\alpha-\kappa}, \quad 0 < s, t \leq T.$$

In particular, the process ζ_f has locally Hölder continuous paths on $(0, \infty)$ of index δ , for any $0 < \delta < (1 + \alpha)/2$.

(ii.b) *Let $p \geq 1$. There exists a positive constant $c_{f,\alpha,p}(T)$ such that:*

$$\mathbb{E}|\zeta_{t,f} - \zeta_{s,f}|^p \leq c_{f,\alpha,p}(T) |t-s|^{\frac{p}{2}}, \quad 0 \leq s, t \leq T. \quad (25)$$

In particular, the process ζ_f has Hölder continuous paths of index δ , for any $0 < \delta < 1/2$.

Proof. (i) Let $\kappa \in (0, 1)$ such that $1 + \alpha - \kappa > 0$. Proceeding analogously to the proof of Lemma

2.11 (i) and using that the function $-x^\kappa \log(x)$ is not negative and bounded on $[0, 1]$. We have that:

$$\mathbb{E}(\zeta_{t,f} - \zeta_{s,f})^2 \leq c_f \frac{(t-s)^2}{2} \left[2 \log(2(s \vee t)) + 1 - 2 \log(|t-s|) \right] \leq c_{f,\kappa}(T) |t-s|^{2-\kappa}.$$

Thus, (2.12) holds. Hence, Hölder continuity follows from Kolmogorov continuity theorem.

The proof of (ii.a) follows from arguments analogous to (i), Lemma 2.11 (ii.a) and Kolmogorov continuity theorem.

Finally, for the proof of (ii.b), by equation (12) its easy to check that there exists a positive constant $M_{f,\alpha}(T)$, such that $\mathbb{E}(\zeta_t - \zeta_s)^2 \leq M_{f,\alpha}(T) |t-s|$. Then, we conclude the proof by the form of the moments of the centered Gaussian distribution and Kolmogorov continuity theorem. \square

2.2 Memory properties

We start this section with an important property of self-similarity, which holds for f in class \mathcal{C}_1 .

Proposition 2.13. *For f in class \mathcal{C}_1 the processes ζ is self-similar of index $(\alpha+2)/2$, i.e., for any $c > 0$, $(\zeta_{ct})_{t \geq 0}$ is equal in distribution to $(c^{(\alpha+2)/2} \zeta_t)_{t \geq 0}$.*

Proof. Take $\alpha > -1$. Hence, given $c > 0$, by a change of variables and the fact that $\log(ab) = \log(a) + \log(b)$, we can easily check that $K_1(cs, ct) = c^{\alpha+2} K_1(s, t)$, for any $s, t > 0$. The conclusion follows using the Gaussian property of ζ . \square

Proposition 2.14. *The process ζ satisfies the following properties.*

(i) *(Long-range memory) For $0 < r < s$ it holds that*

$$\mathbb{E}(\zeta_r \zeta_{s+T}) \sim 2 \log(T) \int_0^r f(u)(r-u) du, \text{ as } T \rightarrow \infty. \quad (26)$$

(ii) *(Long-range dependence) For $0 < r \leq \nu$ and $0 < s \leq t$ it holds that*

$$\lim_{T \rightarrow \infty} T \mathbb{E}[(\zeta_\nu - \zeta_r)(\zeta_{t+T} - \zeta_{s+T})] = 2(t-s) \left[\int_0^\nu f(u)(\nu-u) du - \int_0^r f(u)(r-u) du \right]. \quad (27)$$

Proof. (i) For $0 < r, s$ we have that

$$\begin{aligned}
\frac{K_f(r, T+s)}{\log(T)} &= 2 \int_0^r \frac{f(u)}{\log(T)} \left[(T+s+r-2u) \log(T+s+r-2u) - (r-u) \log(r-u) \right. \\
&\quad \left. - (T+s-u) \log(T+s-u) \right] du \\
&= 2 \int_0^r f(u) \left[\int_0^{r-u} \frac{(\log(T+s-u+x)+1)}{\log(T)} dx - \frac{(r-u) \log(r-u)}{\log(T)} \right] du \\
&\xrightarrow{T \rightarrow \infty} 2 \int_0^r f(u)(r-u) du,
\end{aligned}$$

which shows (26). □

(ii) Let us take $0 < r \leq \nu$ and $0 < s \leq t$, it is not difficult to see that

$$K_f(r, T+t) - K_f(r, T+s) = 2 \int_0^r f(u) \int_0^{r-u} (\log(T+t-u+x) - \log(T+s-u+x)) dx du.$$

Hence, by L'Hopital's rule, (6) and Dominated Convergence Theorem, we obtain

$$\begin{aligned}
\frac{K_f(r, T+t) - K_f(r, T+s)}{T^{-1}} &= 2 \int_0^r f(u) \int_0^{r-u} \frac{(\log(T+t-u+x) - \log(T+s-u+x))}{T^{-1}} dx du \\
&\xrightarrow{T \rightarrow \infty} 2(t-s) \int_0^r f(u)(r-u) du.
\end{aligned}$$

From this, we get

$$\begin{aligned}
&\frac{K_f(\nu, T+t) - K_f(\nu, T+s) - K_f(r, T+t) + K_f(r, T+s)}{T^{-1}} \\
&\xrightarrow{T \rightarrow \infty} 2(t-s) \left[\int_0^\nu f(u)(\nu-u) du - \int_0^r f(u)(r-u) du \right],
\end{aligned}$$

which proves (27). □

Remark 2.15. *The righth-hand side of (26) and (27) can be computed explicitly. (i) For $f \in \mathcal{C}_1$, i.e., $f(u) = u^\alpha$, $\alpha > -1$, since*

$$\begin{aligned}
\int_0^\nu f(u)(\nu-u) du &= \frac{\nu^{\alpha+1}}{(\alpha+1)(\alpha+2)}, \\
2(t-s) \left[\int_0^\nu f(u)(\nu-u) du - \int_0^r f(u)(r-u) du \right] &= 2(t-s) \frac{\nu^{\alpha+1} - r^{\alpha+1}}{(\alpha+1)(\alpha+2)}.
\end{aligned}$$

(ii) For $f \in \mathcal{C}_2$, we have that

$$2(t-s) \left[\int_0^\nu e^{\alpha u} (\nu - u) du - \int_0^r e^{\alpha u} (r - u) du \right] = 2(t-s) \left(\frac{\nu}{\alpha} e^{\alpha \nu} - \frac{r}{\alpha} e^{\alpha r} - \frac{\alpha - 1}{\alpha^2} (e^{\alpha \nu} - e^{\alpha r}) \right)$$

Corollary 2.16. (Short memory) For $t > 0$ it holds that: (i) Let us assume that $1 \asymp f$. That is, there exists a positive constants $c_{1,f}$ and $c_{2,f}$ such that $c_{1,f} \leq f \leq c_{2,f}$. Then,

$$\frac{c_{1,f}}{2} \leq \liminf_{\epsilon \downarrow 0} \frac{\mathbb{E}(\zeta_{t+\epsilon, f} - \zeta_{t, f})^2}{-\epsilon^2 \log(\epsilon)} \leq \limsup_{\epsilon \downarrow 0} \frac{\mathbb{E}(\zeta_{t+\epsilon, f} - \zeta_{t, f})^2}{-\epsilon^2 \log(\epsilon)} \leq \frac{c_{2,f}}{2} \quad (28)$$

and in particular

$$\lim_{\epsilon \downarrow 0} \frac{\mathbb{E}(\eta_{t+\epsilon} - \eta_t)^2}{-\epsilon^2 \log(\epsilon)} = \frac{1}{2}, \quad (29)$$

(ii) Let us assume that $u^\alpha \asymp f$ with $\alpha \in (-1, \infty)$. There are positive constants $c_{1,f,\alpha}$ and $c_{2,f,\alpha}$ such that $c_{1,f,\alpha} u^\alpha \leq f \leq c_{2,f,\alpha} u^\alpha$.

(ii.a) If $\alpha \in (-1, 0)$. Then,

$$\frac{c_{1,f,a} t^\alpha}{2} \leq \liminf_{\epsilon \downarrow 0} \frac{\mathbb{E}(\zeta_{t+\epsilon, f} - \zeta_{t, f})^2}{-\epsilon^2 \log(\epsilon)} \leq \limsup_{\epsilon \downarrow 0} \frac{\mathbb{E}(\zeta_{t+\epsilon, f} - \zeta_{t, f})^2}{-\epsilon^2 \log(\epsilon)} \leq \frac{c_{2,f,a} t^\alpha}{2(1+\alpha)}$$

(ii.b) If $\alpha \in [0, \infty)$. Then,

$$\frac{c_{1,f,a} t^\alpha}{2(1+\alpha)} \leq \liminf_{\epsilon \downarrow 0} \frac{\mathbb{E}(\zeta_{t+\epsilon, f} - \zeta_{t, f})^2}{-\epsilon^2 \log(\epsilon)} \leq \limsup_{\epsilon \downarrow 0} \frac{\mathbb{E}(\zeta_{t+\epsilon, f} - \zeta_{t, f})^2}{-\epsilon^2 \log(\epsilon)} \leq \frac{c_{2,f,a} t^\alpha}{2}$$

Proof. (i) Note that (29) follows readily from (24) and (28) follows from (21). For the proof of (ii). By L'Hôpital's rule it is easy to check that

$$\lim_{\epsilon \downarrow 0} \frac{4 \log(2)}{\epsilon^2} \int_t^{t+\epsilon} u^\alpha (t + \epsilon - u) du = 2 \log(2) t^\alpha$$

Therefore,

$$\lim_{\epsilon \downarrow 0} \frac{4 \log(2)}{-\epsilon^2 \log(\epsilon)} \int_t^{t+\epsilon} u^\alpha (t + \epsilon - u) du = 0 \quad (30)$$

We conclude the result of (12), (22), (23) and (30). \square Finally, we give a result for the short memory when $t = 0$. The proof follows the L'Hôpital's rule

Proposition 2.17. (i) If $f(u) = u^\alpha \in \mathcal{C}_1$. Then,

$$\lim_{\epsilon \downarrow 0} \frac{\mathbb{E}(\zeta_{\epsilon, f})^2}{\epsilon^{2+\alpha}} = \frac{2}{(\alpha + 1)(\alpha + 2)}.$$

(ii) If $f(u) = e^{\alpha u} \in \mathcal{C}_2$. Then,

$$\lim_{\epsilon \downarrow 0} \frac{\mathbb{E}(\zeta_{\epsilon, f})^2}{\epsilon^2} = 1.$$

3 Simulations and application

3.1 Sample paths simulation

For a given set of times $\bar{t} = (t_0, t_1, \dots, t_n)$, simulating and predicting the process $(\zeta_{t, f})_{t \geq 0}$ relies on the properties of multivariate Gaussian distributions with respect to the covariance function $K_f(s, t)$ given by equation (3). In Figure 1, we present various realizations of the process $(\zeta_{t, f})_{t \geq 0}$ corresponding to different functions f meeting the condition outlined in (6). Specifically, we have adopted a time discretization scheme with $t_i = i\Delta$, where $\Delta = \frac{1}{10}$, and conducted simulations over the interval $[0, T]$, with $T = 100$. Notably, the trajectories exhibit distinct patterns contingent upon the choice of function f employed in the simulation.

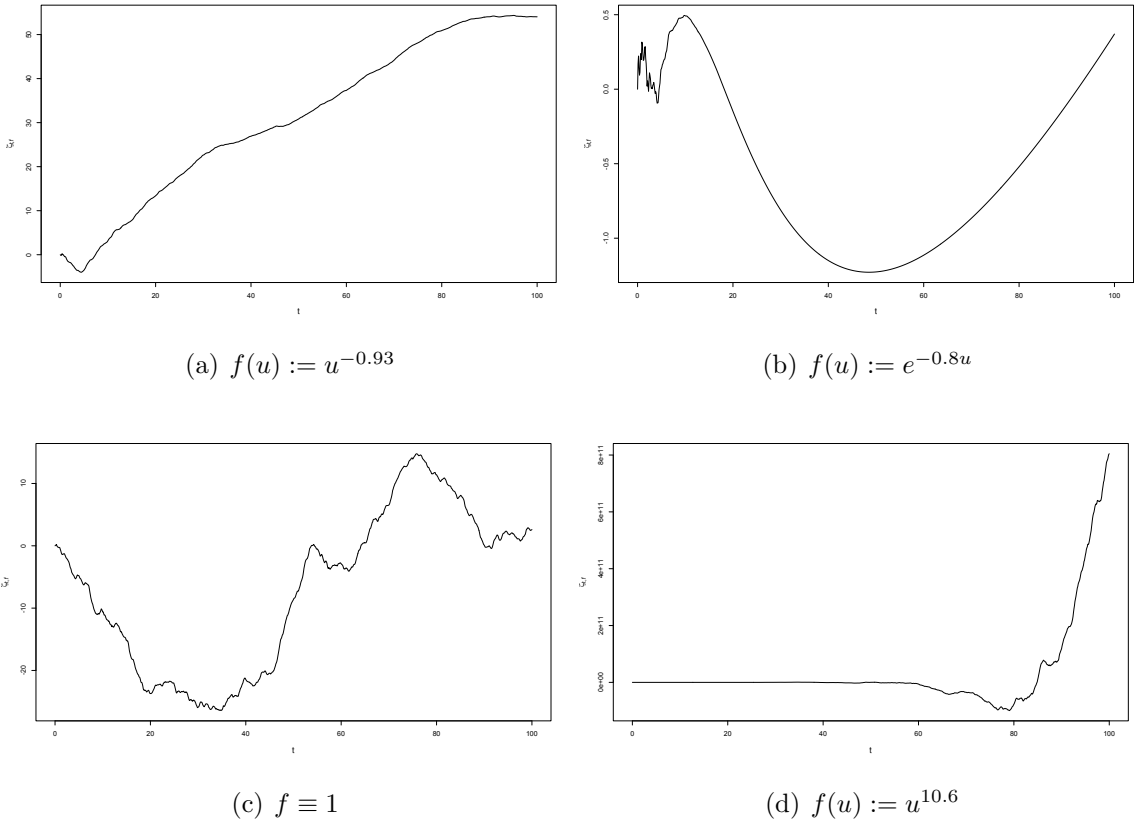


Figure 1: Simulation of $(\zeta_{t, f})_{t \geq 0}$ process. The simulations have been carried out with 1000 equidistant points in the interval $[0, 100]$. The initial position is considered to be $\zeta_{0, f} = 0$.

3.2 Application to bat telemetry data

In Ramirez-Gonzalez and Sun (2023); Ramirez-Gonzalez et al. (2024) the integral of a fractional Orstein-Uhlenbeck process is used to model animal telemetry. That is, the velocity process as a fractional Orstein-Uhlenbeck process

$$dv_H(t) = -\beta v_H(t)dt + \sigma dW_H(t), \quad \beta, \sigma > 0, \quad (31)$$

and the position process is defined by

$$\mu_H(t) = \mu_H(0) + \int_0^t v_H(s)ds.$$

A crucial point in these processes is long-range memory. We define

$$R(s, t) := \text{cov}(\mu_H(s), \mu_H(t)), \quad s, t \geq 0,$$

by Proposition 2.7 of Ramirez-Gonzalez et al. (2024) we have that the next result about long-range memory: for any $s, r \geq 0$, under assumption $H \leq \frac{1}{2}$, we have that

$$R(r, T + s) \xrightarrow{T \rightarrow \infty} \begin{cases} \frac{\sigma^2}{2} \frac{1}{\beta} \int_0^r e^{-\beta u} (r - u)^{2H} du, & \text{for } H < \frac{1}{2}, \\ \frac{\sigma^2}{\beta} \int_0^r e^{-\beta u} (r - u) du := h_{\sigma^2, \beta}(r), & \text{for } H = \frac{1}{2}, \end{cases} \quad (32)$$

and, under assumption $H > \frac{1}{2}$ we have that

$$\frac{R(r, T + s)}{T^{2H-1}} \xrightarrow{T \rightarrow \infty} \frac{\sigma^2 H}{\beta} \int_0^r e^{-\beta u} (r - u) du = H h_{\sigma^2, \beta}(r).$$

Furthermore, when $H = \frac{1}{2}$ is reduced to the model used in Johnson et al. (2008) for the study of animal telemetry we do not have long-range memory. As a possible application, it may be interesting to study a family of Gaussian processes with long-range memory for the case $H = \frac{1}{2}$ that has the same asymptotic limit $h_{\sigma^2, \beta}(r)$ when standardizing by the order of their long-range memory. When $H > \frac{1}{2}$ the process μ_H has long-range memory of order $2H - 1$. So we suggest a process with order for its long-range memory less than polynomial. Now, let $\sigma, \beta > 0$. We consider $f_{\sigma, \beta}(u) := \frac{\sigma^2}{2\beta} e^{-\beta u}$. Then, by Proposition 2.14 we have that

$$\frac{K_f(r, T + s)}{\log(T)} := \frac{\mathbb{E}(\zeta_{r, f_{\sigma, \beta}} \zeta_{T+s, f_{\sigma, \beta}})}{\log(T)} \xrightarrow{T \rightarrow \infty} \frac{\sigma^2}{\beta} \int_0^r e^{-\beta u} (r - u) du = h_{\sigma^2, \beta}(r). \quad (33)$$

We propose to use the model $(\zeta_{t,f_{\sigma,\beta}})_{t \geq 0}$ to estimate trajectories of animal telemetry, with the purpose of introducing long-range memory of slow variation and respecting the asymptotic behaviour (equations (32) and (33)) of covariance of the process $\mu_{\frac{1}{2}}$. It is easy to see that

$$\text{cov}(\mu_{\frac{1}{2}}(s), \mu_{\frac{1}{2}}(t)) = \frac{\sigma^2}{\beta} \int_0^{t \wedge s} \frac{1 - e^{-\beta(t-u)} - e^{-\beta(s-u)} + e^{-\beta(t+s-2u)}}{\beta} du \quad (34)$$

and

$$\text{cov}(\zeta_{s,f_{\sigma,\beta}}, \zeta_{t,f_{\sigma,\beta}}) = \frac{\sigma^2}{\beta} \int_0^{t \wedge s} e^{-\beta u} \left[(t+s-2u) \log(t+s-2u) - (t-u) \log(t-u) - (s-u) \log(s-u) \right] du. \quad (35)$$

3.2.1 Inference and application to telemetry data

In Teague O'Mara et al. (2019) recorded the three-dimensional movement of migration steps for five bats that inhabited Germany during the periods 2016-2017. Notably, individual migratory flights varied within and among individuals, suggesting that bats make decisions to optimize their nightly flights based on factors such as wind, landscape, navigational conditions, or other as-yet-unknown factors. We fit the model $(\zeta_{t,f_{\sigma,\beta}})_{t \geq 0}$ to the telemetry data of the bats, assuming independence between the movements of the coordinate axes, and we performed a comparison using Akaike Information Criterion (AIC) with respect to the animal telemetry model $\mu_H(t)$. This dataset is openly available in the repository: <https://doi.org/10.5441/001/1.5d736bf0>. Among the five telemetry trajectories, altitude information is missing in two cases, limiting our analysis to latitude and longitude data. We focus on the telemetry of bat ID #4 to describe the made inference. To manage computational costs, we generate a periodically sampled trajectory by averaging the location data every 0.5 minutes. Figure 2 illustrates the resulting trajectory.

First, we give some properties of the likelihood function associated with the finite-dimensional distributions of $\zeta_{t,f_{\sigma,\beta}}$. Then, we describe a method to obtain maximum likelihood estimators. Let us note that in the covariance functions (34) and (35) the parameter σ is a scale parameter, therefore we can maximize the likelihood function corresponding to the model and telemetry data in terms of the parameter β in both cases.

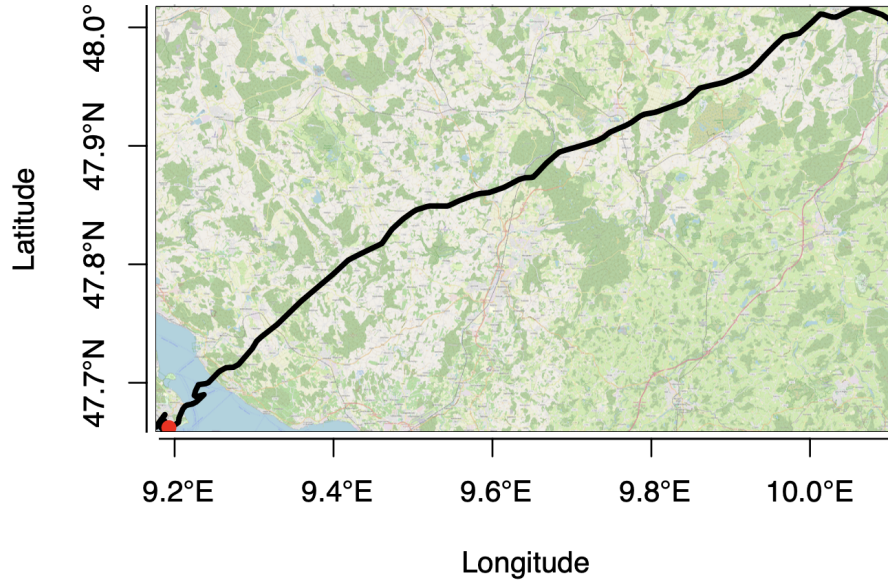


Figure 2: Trajectory displaying the longitude and latitude of bat with ID #4. Red point its a initial position and blue point its a final position.

Inference was conducted via maximum likelihood estimation using the R software, with the code accessible at <https://github.com/joseramirezgonzalez/f-wsfBm>. For the telemetry data corresponding to latitude, assuming it follows the same distribution as the process $(\zeta_{t,f_{\sigma,\beta}})_{t \geq 0}$, we obtain the Maximum Likelihood Estimates (MLE) of $(\hat{\beta}, \hat{\sigma}) = (0.0120, 0.0002)$ with an associated Akaike Information Criterion (AIC) value of -2580.937. Employing a Gaussian approximation (GA) on the profile likelihood ratios allows us to derive confidence intervals, as depicted in Figure 4 (Appendix A). With a confidence level of 99% for each parameter, the intervals $(0.0106, 0.01341)$ and $(0.0002, 0.0003)$ correspond to β and σ , respectively. Alternatively, assuming that the telemetry data follows the same distribution as the process $(\mu_{\frac{1}{2}}(t))_{t \geq 0}$, we derive MLE of $(\hat{\beta}, \hat{\sigma}) = (1.0986, 0.0050)$ with an AIC of -2473.395. Figure 5 (Appendix A) displays the adjustment through GA on the profile likelihoods for each parameter, enabling the derivation of 99% confidence intervals: $(0.7982, 1.3990)$ for β and $(0.0044, 0.0057)$ for σ . Based on the AIC, the model $(\zeta_{t,f_{\sigma,\beta}})_{t \geq 0}$ demonstrates a superior fit to the telemetry data.

An analogous examination was conducted for longitude-related telemetry data. Under the assumption of the model $(\mu_{\frac{1}{2}}(t))_{t \geq 0}$, MLE were computed, resulting in $(\hat{\beta}, \hat{\sigma}) = (0.7619, 0.0091)$. These estimates were accompanied by an AIC value of -2146.977. Figure 7 (Appendix A) illustrates confidence intervals at the 99% level, determined through GA, revealing intervals of $(0.5138, 1.0100)$ for β and $(0.0080, 0.0102)$ for σ . Now, under the assumption that telemetry data with respect to longitude shares the same distribution as the process $(\zeta_{t,f_{\sigma,\beta}})_{t \geq 0}$, we attempted to maximize the

likelihood with respect to β . However, this endeavor was hindered as it appears that the maximum is approached near zero. Consequently, let's consider the following assumption

Remark 3.1. From equation (35) it is not difficult to see the following. Under the assumption $\frac{\sigma^2}{\beta} \xrightarrow{\beta \rightarrow 0} \alpha^2$ it holds that

$$(\zeta_{t,f_{\sigma,\beta}})_{t \geq 0} \Rightarrow (\zeta_{t,f_{\alpha,0}})_{t \geq 0},$$

where \Rightarrow denotes convergence on finite-dimensional distributions.

In Figure 3, we compute the AIC value (black line) within the framework of the model $(\zeta_{t,f_{\sigma,\beta}})_{t \geq 0}$ up to $\beta = 10^{-8}$. Concurrently, when considering that the longitude data adhere to the same distribution as the process $(\zeta_{t,f_{\alpha,0}})_{t \geq 0}$, we ascertain an AIC value of -2244.656 (red line). In Figure 6 (Appendix A), panel (a) presents the likelihood function, while panel (b) exhibits a GA of the likelihood profile for α . Notably, the MLE for α is $\hat{\alpha} = 0.0033$, with a corresponding 99% confidence interval derived via GA: (0.0029, 0.0037).

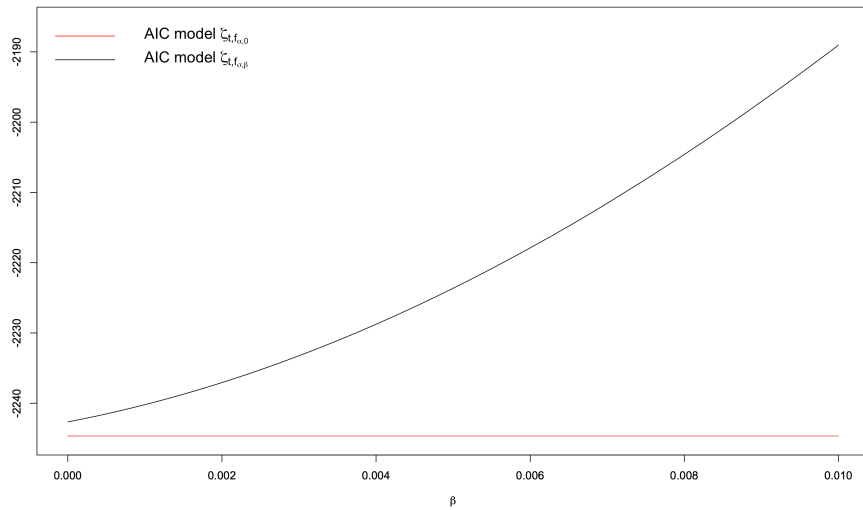


Figure 3: Akaike Information Criterion (AIC) comparing the models $\zeta_{t,f_{\sigma,\beta}}$ vs $\zeta_{t,f_{\alpha,0}}$ on longitude telemetry data of the bat with ID #4.

Again, adhering to the AIC, it is evident that the model $(\zeta_{t,f_{\alpha,0}})_{t \geq 0}$ exhibits superior fitting capability compared to the model $(\mu_{\frac{1}{2}}(t))_{t \geq 0}$ concerning the telemetry data associated with longitude.

Inference was conducted regarding the remaining four bat trajectories concerning longitude and latitude, and the resultant findings are detailed in Table 1. Notably, across multiple telemetry datasets, it is evident that the model $\zeta_{t,f_{\sigma,\beta}}$ yields superior fitting performance compared to the conventional model $\mu_{\frac{1}{2}}(t)$, as assessed by the AIC. We emphasize in bold text the model that achieves the best fit.

Model	AIC value	Parameter	MLE	Model	AIC value	Parameter	MLE
Bat #1 telemetry data: Latitude				Bat #1 telemetry data: Longitude			
$\zeta_{t,f\sigma,\beta}$	-263.7006	β σ	0.00614 0.00032	$\zeta_{t,f\sigma,\beta}$	-231.4647	β σ	0.00488 0.00037
$\mu_{\frac{1}{2}}(t)$	-253.4788	β σ	1.14937 0.00968	$\mu_{\frac{1}{2}}(t)$	-230.0733	β σ	1.68208 0.0173
Bat #2 telemetry data: Latitude				Bat #2 telemetry data: Longitude			
$\zeta_{t,f\sigma,\beta}$	-277.5202	β σ	0.01503 0.00068	$\zeta_{t,f\sigma,\beta}$	-252.4751	β σ	0.00977 0.00063
$\mu_{\frac{1}{2}}(t)$	-272.5946	β σ	2.07006 0.01585	$\mu_{\frac{1}{2}}(t)$	-257.4578	β σ	2.32781 0.0208
Bat #3 telemetry data: Latitude				Bat #3 telemetry data: Longitude			
$\zeta_{t,f\sigma,\beta}$	-583.554	β σ	0.01445 0.00036	$\zeta_{t,f\sigma,\beta}$	-564.583	β σ	0.03661 0.00132
$\mu_{\frac{1}{2}}(t)$	-585.751	β σ	0.85274 0.00414	$\mu_{\frac{1}{2}}(t)$	-533.226	β σ	0.63244 0.00578
Bat #4 telemetry data: Latitude				Bat #4 telemetry data: Longitude			
$\zeta_{t,f\sigma,\beta}$	-2580.937	β σ	0.01204 0.00029	$\zeta_{t,\alpha}$	-2244.656	α	0.00337
$\mu_{\frac{1}{2}}(t)$	-2473.395	β σ	1.09866 0.00509	$\mu_{\frac{1}{2}}(t)$	-2146.977	β σ	0.76191 0.00912
Bat #5 telemetry data: Latitude				Bat #5 telemetry data: Longitude			
$\zeta_{t,f\sigma,\beta}$	-1648.923	β σ	0.00446 0.00017	$\zeta_{t,f\sigma,\beta}$	-1585.844	β σ	0.00168 0.00011
$\mu_{\frac{1}{2}}(t)$	-1590.814	β σ	1.28363 0.00688	$\mu_{\frac{1}{2}}(t)$	-1535.617	β σ	0.85562 0.00719

Table 1: Comparing the performance of Models $\zeta_{t,f\sigma,\beta}$ vs $\mu_{\frac{1}{2}}(t)$ applied to the telemetry data of the five bat trajectories based on the Akaike Information Criterion (AIC).

We also perform comparisons under AIC with respect to the $\mu_H(t)$ model. For certain telemetry data sets, we selected a value β where the profile likelihood function of β showed no significant change, since it was not numerically feasible to find the MLE of β , because its profile likelihood function is flat and increasing. Initially, we fixed $\beta_{\max} = 400$, the maximum value that β can assume, and we choose the infimum $\hat{\beta} \in (0, \beta_{\max}]$ such that for any $\beta \in (\hat{\beta}, \beta_{\max}]$, the difference evaluating the profile likelihood in β and $\hat{\beta}$ is not significant ($< 10^{-2}$). Table 2 shows the results obtained from performing maximum likelihood inference on the telemetry data with respect to the $\mu_H(t)$ model. We highlight in bold text cases where the $\mu_H(t)$ model exhibits a better fit than the

$\zeta_{t,f,\sigma,\beta}$ model. In each of the 10 analyzed data sets, we observed the presence of significant long-range memory, either of order $\log(T)$ or of order T^{2H-1} with $H > \frac{1}{2}$. This indicates that the trajectories of bats tend to exhibit transient trends.

Model	AIC value	Parameter	MLE	Model	AIC value	Parameter	MLE
Bat #1 telemetry data: Latitude				Bat #1 telemetry data: Longitude			
$\mu_H(t)$	-282.6598	β	0.77665	$\mu_H(t)$	-245.3367	β^*	118.484
		σ	0.8573			σ	0.72131
		H	0.77665			H	0.70128
Bat #2 telemetry data: Latitude				Bat #2 telemetry data: Longitude			
$\mu_H(t)$	-284.9205	β^*	99.08019	$\mu_H(t)$	-266.6968	β^*	101.5351
		σ	0.49414			σ	0.62494
		H	0.69288			H	0.68058
Bat #3 telemetry data: Latitude				Bat #3 telemetry data: Longitude			
$\mu_H(t)$	-586.5633	β	1.75526	$\mu_H(t)$	-559.9092	β^*	61.73378
		σ	0.00575			σ	0.2121
		H	0.68167			H	0.86872
Bat #4 telemetry data: Latitude				Bat #4 telemetry data: Longitude			
$\mu_H(t)$	-2534.841	β	19.76554	$\mu_H(t)$	-2259.04	β^*	221.4557
		σ	0.04875			σ	0.94938
		H	0.8444			H	0.84492
Bat #5 telemetry data: Latitude				Bat #5 telemetry data: Longitude			
$\mu_H(t)$	-1581.206	β^*	224.1995	$\mu_H(t)$	-1649.491	β^*	158.1677
		σ	0.73581			σ	0.8643
		H	0.87578			H	0.93502

Table 2: Performance of model $\mu_H(t)$ applied to the telemetry data of the five bat trajectories based on the Akaike Information Criterion (AIC). Here, β^* indicates that it was not feasible to find the MLE of β and we select $\hat{\beta}$ as described above.

4 Discussion

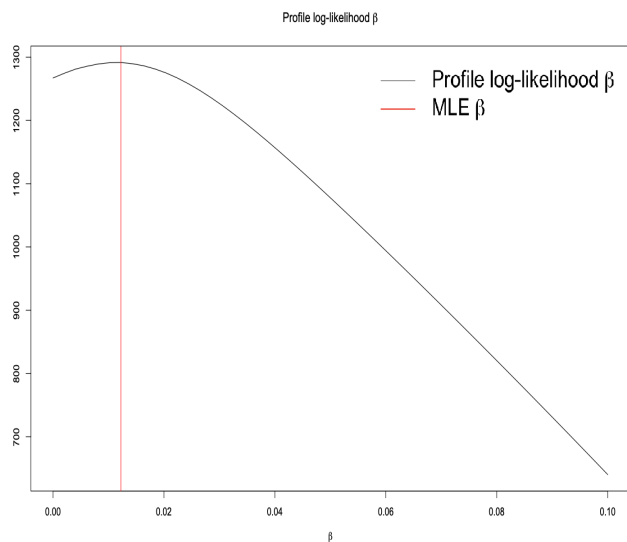
We have introduced a family of Gaussian processes, focusing our investigation on trajectory and asymptotic characteristics within two specific classes, denoted as \mathcal{C}_1 and \mathcal{C}_2 . This family distinguishes itself by exhibiting long-range memory of the order $\log(T)$. In Section 3.2.1, we present an application concerning the telemetry of bats located in Germany. It becomes evident that, in certain instances, the \mathcal{C}_2 family achieves a superior fit compared to the conventional model advo-

cated by Johnson et al. (2008), as assessed by the AIC. As demonstrated in Proposition 2.14, this Gaussian process family exhibits slowly varying long-range memory ($\log(T)$). In Johnson et al. (2008); Ramirez-Gonzalez and Sun (2023), there is a proposal to investigate animal telemetry using Gaussian processes characterized by asymptotically stationary long-range memory or polynomial order, particularly T^{2H-1} with $H \in (0.5, 1)$. Therefore, this family presents an intermediate option between asymptotically stationary long-range memory and regularly varying memory.

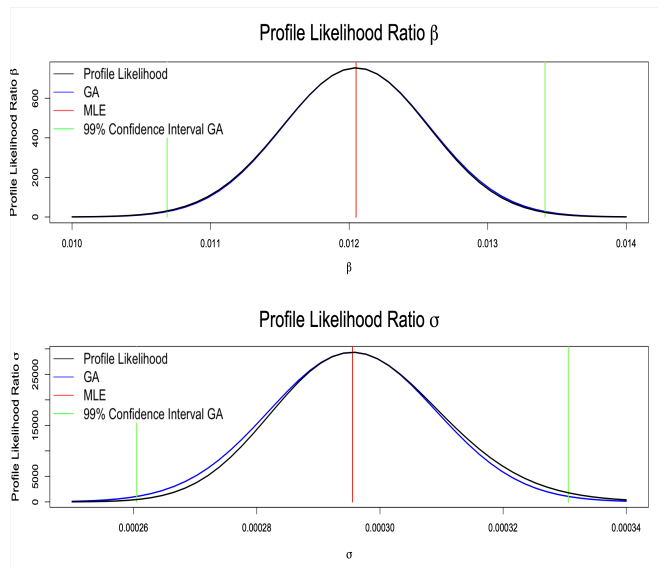
In Section 3.2, we discuss the existing model that assumes that telemetry data are uncorrelated along the coordinate axes. While this assumption simplifies the modeling process, it can lead to inaccuracies in data analysis, particularly in scenarios where the correlation between movements on different axes is significant. A possible extension of this work would be to define a multidimensional version of the proposed model. This extension will allow us to capture the associated correlation between the coordinate axes. For example, in Ramirez-Gonzalez et al. (2024) they present an application where they show a significant correlation in the animal telemetry data associated with longitude and latitude data of the bat with ID #5. Another crucial aspect to consider, unlike the models presented in Johnson et al. (2008); Ramirez-Gonzalez and Sun (2023); Ramirez-Gonzalez et al. (2024), is the inability to simultaneously examine velocity and position. This limitation diminishes the interpretability of the results obtained, as it restricts the comprehensive understanding of trajectory dynamics.

In both the families of functions \mathcal{C}_1 and \mathcal{C}_2 , there are currently no asymptotic results for parameter estimation. An alternative avenue for future research would be to develop asymptotic estimators tailored to these function families.

Appendix A

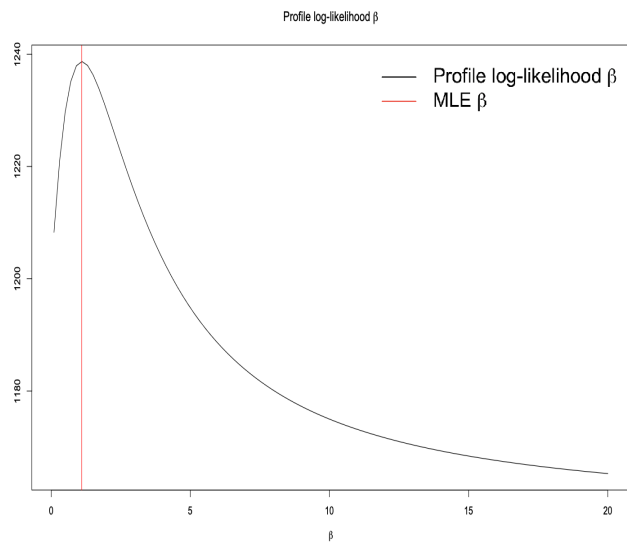


(a) Profile log-likelihood β

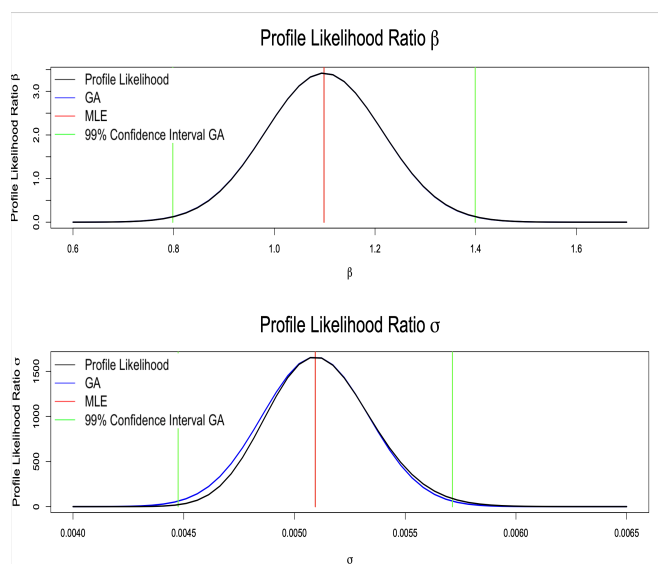


(b) Profile Likelihood

Figure 4: Gaussian Approximation (GA) to profile likelihood of parameters to the application of the $(\zeta_{t,f_{\sigma,\beta}})_{t \geq 0}$ model on latitude telemetry data of the bat with ID #4.

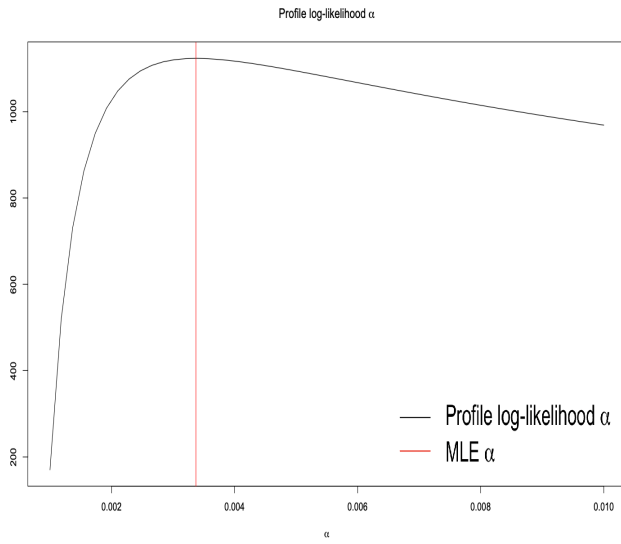


(a) Profile log-likelihood β

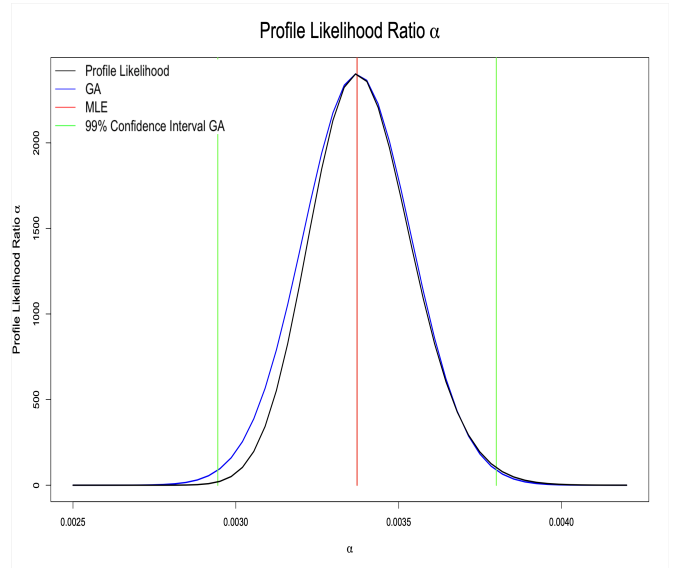


(b) Profile Likelihood

Figure 5: Gaussian Approximation (GA) to profile likelihood of parameters to the application of the $(\mu_{\frac{1}{2}}(t))_{t \geq 0}$ model on latitude telemetry data of the bat with ID #4.

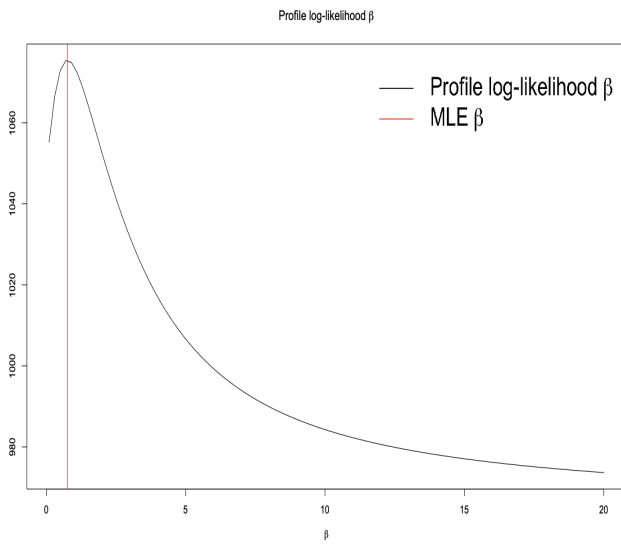


(a) Profile log-likelihood α

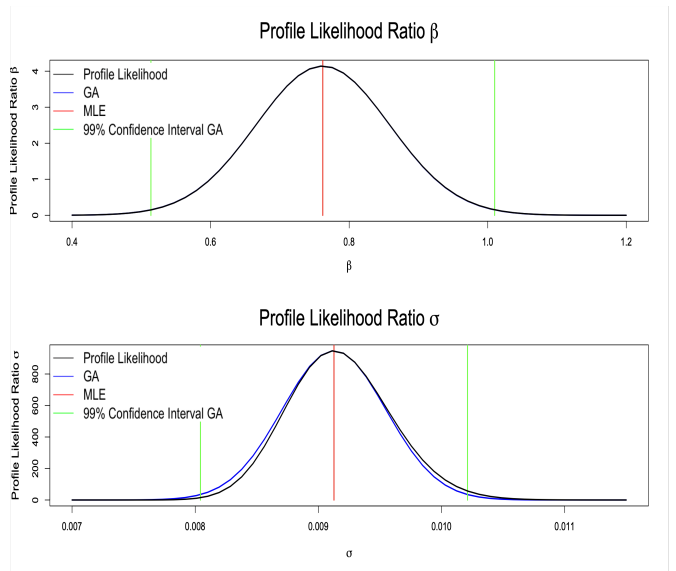


(b) Profile Likelihood

Figure 6: Gaussian Approximation (GA) to profile likelihood of parameters to the application of the $(\zeta_{t,f_{\alpha,0}})_{t \geq 0}$ model on longitude telemetry data of the bat with ID #4.



(a) Profile log-likelihood β



(b) Profile Likelihood

Figure 7: Gaussian Approximation (GA) to profile likelihood of parameters to the application of the $(\mu_{\frac{1}{2}}(t))_{t \geq 0}$ model on longitude telemetry data of the bat with ID #4.

References

- Bojdecki, T., Gorostiza, L. G., and Talarczyk, A. (2004). Sub-fractional Brownian motion and its relation to occupation times. *Statist. Probab. Lett.*, 69(4):405–419.
- Bojdecki, T., Gorostiza, L. G., and Talarczyk, A. (2007). Some extensions of fractional brownian motion and sub-fractional brownian motion related to particle systems. *Electronic Communications in Probability [electronic only]*, 12:161–172.
- Bojdecki, T., Gorostiza, L. G., and Talarczyk, A. (2008). Self-Similar Stable Processes Arising from High-Density Limits of Occupation Times of Particle Systems. *Potential Analysis*, 28(1):71–103.
- Fleischmann, K., Vatutin, V. A., and Wakolbinger, A. (2002). Branching systems with long-lived particles at a critical dimension. *Teor. Veroyatnost. i Primenen.*, 47(3):417–451.
- Gennady, S. (2006). Long range dependence. *Found. Trends Stoch. Syst.*, 1(3):163–257.
- Johnson, D. S., London, J. M., Lea, M.-A., and Durban, J. W. (2008). Continuous-time correlated random walk model for animal telemetry data. *Ecology*, 89(5):1208–1215. Publisher: John Wiley & Sons, Ltd.
- López-Mimbela, J., Murillo-Salas, A., and Ramírez-González, J. (2024). Occupation time fluctuations of an age-dependent critical binary branching particle system. *ALEA, Lat. Am. J. Probab. Math. Stat.*, 21.
- López-Mimbela, J. A. and Murillo-Salas, A. (2009). Laws of large numbers for the occupation time of an age-dependent critical binary branching system. *ALEA Lat. Am. J. Probab. Math. Stat.*, 6:115–131.
- Ramirez-Gonzalez, J. H., Chacón-Montalván, E. A., Moraga, P., and Sun, Y. (2024). Multi-dimensional integral fractional ornstein-uhlenbeck process model for animal movement. <https://doi.org/10.13140/RG.2.2.21463.07841>.
- Ramirez-Gonzalez, J. H. and Sun, Y. (2023). Integral fractional Ornstein-Uhlenbeck process model for animal movement. <https://arxiv.org/abs/2312.09900>.
- Teague O’Mara, M., Wikelski, M., Kranstauber, B., and Dechmann, D. K. N. (2019). First three-dimensional tracks of bat migration reveal large amounts of individual behavioral flexibility. *Ecology*, 100(9):e02762. eprint: <https://esajournals.onlinelibrary.wiley.com/doi/pdf/10.1002/ecy.2762>.
- Vatutin, V. A. and Wakolbinger, A. (1998). Branching processes in long-lived particles. *Teor. Veroyatnost. i Primenen.*, 43(4):655–671.