

## ARTICLE TYPE

# First detection of X-ray pulsations and spectrum of the high Galactic latitude pulsar PSR J0837–2454 and direct Urca cooling implications

Wynn C. G. Ho,<sup>1</sup> Nihan Pol,<sup>2</sup> Adam T. Deller,<sup>3</sup> and Werner Becker<sup>4</sup><sup>1</sup>Department of Physics and Astronomy, Haverford College, 370 Lancaster Avenue, Haverford, PA, 19041, USA<sup>2</sup>Department of Physics, Oregon State University, Corvallis, OR 97331, USA; Center for Gravitation, Cosmology and Astrophysics, Department of Physics, University of Wisconsin-Milwaukee, P.O. Box 413, Milwaukee, WI 53201, USA<sup>3</sup>Centre for Astrophysics and Supercomputing, Swinburne University of Technology, John Street, Hawthorn, VIC, 3122, Australia<sup>4</sup>Max-Planck-Institut für extraterrestrische Physik, Gießenbachstraße 1, D-85748 Garching, Germany; Max-Planck-Institut für Radioastronomie, Auf dem Hügel 69, 53121 Bonn, Germany

Author for correspondence: W.C.G. Ho, Email: who@haverford.edu.

## Abstract

PSR J0837–2454 is a young 629 ms radio pulsar whose uncertain distance has important implications. A large distance would place the pulsar far out of the Galactic plane and suggest it is the result of a runaway star, while a short distance would mean the pulsar is extraordinarily cold. Here we present further radio observations and the first deep X-ray observation of PSR J0837–2454. Data from the Parkes Murriyang telescope show flux variations over short and long timescales and also yield an updated timing model, while the position and proper motion (and, less strongly, parallax) of the pulsar are constrained by a number of low-significance detections with the Very Long Baseline Array. XMM-Newton data enable detection of X-ray pulsations for the first time from this pulsar and yield a spectrum that is thermal and blackbody-like, with a cool blackbody temperature  $\approx 70$  eV or atmosphere temperature  $\approx 50$  eV, as well as a small hotspot. The spectrum also indicates the pulsar is at a small distance of  $\lesssim 1$  kpc, which is compatible with the marginal VLBA parallax constraint that favours a distance of  $\gtrsim 330$  pc. The low implied X-ray luminosity ( $\approx 3 \times 10^{31}$  erg s<sup>-1</sup> at 0.9 kpc) suggests PSR J0837–2454 has a mass high enough that fast neutrino emission from direct Urca reactions operates in this young star and points to a nuclear equation of state that allows for direct Urca reactions at the highest densities present in neutron star cores.

**Keywords:** degenerate matter (367), neutron star cores (1107), neutron stars (1108), nuclear physics (2077), pulsars (1306), x-ray sources (1822)

## 1. Introduction

Although radio emission was detected earlier (Burke–Spolaor et al. 2011), discovery of the spin period of PSR J0837–2454 and measurements of the pulsar’s timing parameters were only made recently (Pol et al. 2021). These measurements yielded a pulsar period  $P = 629$  ms and spin period time derivative  $\dot{P} = 3.49 \times 10^{-13}$  s s<sup>-1</sup>, which imply a characteristic spin-down age  $\tau_c = 28600$  yr, magnetic field  $B = 1.5 \times 10^{13}$  G, and spin-down luminosity  $\dot{E} = 5.5 \times 10^{34}$  erg s<sup>-1</sup>. These parameters suggest PSR J0837–2454 is a young, strongly magnetic, mildly energetic pulsar but not particularly unique among the general pulsar population, although it is apparently also a rotating radio transient (RRAT; see RRATalog<sup>a</sup> and Abhishek et al. 2022). What makes PSR J0837–2454 special is its three-dimensional spatial position and the implications of this position.

PSR J0837–2454 is located at R.A. =  $08^{\text{h}}37^{\text{m}}57.73^{\text{s}} \pm 0.06^{\text{s}}$ , decl. =  $-24^{\circ}54'30'' \pm 1''$  (J2000), which leads to a Galactic longitude and latitude of  $247.58^{\circ}$  and  $9.77^{\circ}$ , respectively (Pol et al. 2021). The high latitude is particularly noteworthy since this means that PSR J0837–2454 is possibly located far above the Galactic plane. The radio observations of Pol et al. (2021) gave a dispersion measure (DM) of  $143.1 \pm 0.1$  pc cm<sup>-3</sup> from scattering by interstellar electrons, which implies a pulsar dis-

tance of 6.3 kpc using the NE2001 model of the Galactic electron density (Cordes and Lazio 2002) or  $> 25$  kpc using the YMW16 model (Yao, Manchester, and Wang 2017). At the former distance, the pulsar’s height above the plane is 1.1 kpc, while the latter distance gives a height  $\gg 1$  kpc. Thus if the large distance inferred from the radio measurements is correct, then PSR J0837–2454 is far out of the Galactic plane and is very likely to be one of the only known pulsars to be born from a runaway O/B star (see Pol et al. 2021, for more details), and its characteristics would provide insights into the pulsar’s origin and connection to other neutron stars.

On the other hand, pulsar distances inferred using radio dispersion measures can occasionally be discrepant from distances measured via other techniques (see, e.g., Deller et al. 2019). In the case of PSR J0837–2454, radio imaging shows diffuse emission around PSR J0837–2454, which could imply a much lower distance if associated with the pulsar. In particular, GLEAM radio data show a  $\sim 1.5^{\circ}$  diameter circular structure surrounding PSR J0837–2454 that could be a supernova remnant (Hurley–Walker et al. 2017). If this structure is indeed a supernova remnant and is the remnant left over from the birth of PSR J0837–2454, then the distance is estimated to be 0.9 kpc (Pol et al. 2021). Alternatively, H $\alpha$  observations from SHASSA (Gaustad et al. 2001) show enhanced diffuse emission around PSR J0837–2454 (but not coincident with the potential supernova remnant), which could contribute to

a. <http://astro.phys.wvu.edu/rratalog/>

the aforementioned dispersion measure and could imply an even lower distance of 0.2 kpc (Pol *et al.* 2021). At these two short distance possibilities, the pulsar’s height above the Galactic plane is either 151 or 34 pc and thus not particularly unusual. However, what would be extraordinary in this case is the pulsar’s low X-ray luminosity, which would make PSR J0837–2454 one of the coolest young neutron stars known, and its characteristics would provide crucial constraints on neutron star cooling theory and nuclear physics properties.

A short 1.5 ks Swift XRT observation was taken on 2021 April 28 (ObsID 00014291001) and detected PSR J0837–2454 at a 0.2–10 keV count rate of 0.0013 counts  $s^{-1}$  and an estimated 0.3–10 keV flux of  $\sim 7 \times 10^{-14}$  erg  $s^{-1}$   $cm^{-2}$ . PSR J0837–2454 was also detected by eROSITA in eRASS:4 but only at 0.2–0.7 keV, indicating it is a very soft X-ray source (Mayer and Becker 2024). The Swift flux means that the X-ray luminosity of PSR J0837–2454 is  $L_X \sim 7 \times 10^{30}$  erg  $s^{-1}$  at a distance of 0.9 kpc (note this luminosity estimate does not account for X-ray absorption or spectral characteristics). Young neutron stars of age  $\sim 3 \times 10^4$  yr have thermal X-ray luminosities  $\sim 10^{32} - 10^{33}$  erg  $s^{-1}$  (see, e.g., Potekhin *et al.* 2020), and young pulsars often have a non-thermal magnetosphere or pulsar wind component to their X-ray luminosities (see, e.g., Becker 2009). Cool neutron stars like PSR J0837–2454 (and PSR J0007+7303, PSR B1727–47, and PSR B2334+61) are crucial sources because their low luminosities point to cooling that invoke fast direct Urca neutrino emission processes, which is only allowed for high core proton fractions and only predicted by some nuclear equations of state (Lattimer *et al.* 1991; Page and Applegate 1992; see, e.g., Potekhin, Pons, and Page 2015, for review). Thus the few sources like PSR J0837–2454 are critical astronomical objects for probing fundamental physics at supranuclear densities.

Here we report the analyses of new radio observations using the Parkes Murriyang telescope and Very Long Baseline Array (VLBA) and the first long X-ray observations of PSR J0837–2454. In Section 2, we discuss the observational data and our analysis procedure, while in Section 3, we describe results from these observing campaigns. In Section 4, we discuss the implications of our results for the distance to PSR J0837–2454 and the low measured luminosity and surface temperature in the context of how neutron stars cool over time. In Section 5, we summarize our findings.

## 2. Observations and data analysis

### 2.1 Radio

The biggest uncertainty around PSR J0837–2454 is that the dispersion measure derived distance ( $d > 6$  kpc) places this pulsar at the edge of the Galaxy and at an anomalous  $z$ -height ( $> 1$  kpc), while a distance estimated from diffuse emission in optical and radio give a much lower value ( $d < 1$  kpc) (Pol *et al.* 2021). To conclusively determine the distance, we conducted observations of PSR J0837–2454 using the VLBA to measure an astrometric parallax. We coupled these VLBA observations with observations using the ultra-wide Low (UWL) receiver (Hobbs *et al.* 2020) on the Parkes Murriyang radio

telescope, in order to produce a timing solution for gating the VLBA data and to study the spectro-temporal properties of the pulsar with the wide bandwidth and sensitivity of the UWL. Here we describe our observations using both instruments.

#### 2.1.1 Parkes Murriyang observations

We obtained UWL observations of PSR J0837–2454 from 2021 October to 2022 March and 2022 October to 2023 March for a total of 18 observing epochs. These observation windows were chosen to overlap with our VLBA observations so that we could mitigate the large red noise of this pulsar (Pol *et al.* 2021) and produce an accurate timing solution for VLBA gating observations. The first six epochs in the first observing window had a total integration time of 1 hour, while the other epochs in both windows had a total integration time of 30 minutes. The observations used the MEDUSA backend, with observations performed in the “fold” mode, 30 s sub-integration time, 1 MHz resolution across the full 704–4032 MHz band, 1024 phase bins across one rotation, and full Stokes polarization information. In addition to the pulsar, each observation also monitored the local noise diode for flux and polarization calibration.

We processed the data using PSRCHIVE and PYPULSE. We identified and zapped radio frequency interference (RFI) using CLFD (Morello *et al.* 2019), which is a smart RFI removal algorithm. Any sources of RFI missed by this algorithm were manually zapped using PAZI. We used separate, archival observations of PKS B0407–658 for flux calibration, and long-track observations of PSR J0437–4715 were used as the input to the polarization calibration PCM routine in PSRCHIVE for polarization calibration. These files were used with PAC -cT to calibrate the flux and polarization for each epoch.

Following calibration, we measured the rotation measure (RM) at each epoch using the brute force approach in RM-FIT, where we searched for RMs between  $-3000$  rad  $m^{-2}$  to  $3000$  rad  $m^{-2}$  with a step size of  $6$  rad  $m^{-2}$ . We use IONFR (Sotomayor-Beltran *et al.* 2013) to calculate the ionospheric Faraday rotation contribution to the measured total RM. We use the International GNSS Service global ionospheric total electron content maps (Hernández-Pajares *et al.* 2009; Noll 2010) and the International Geomagnetic Reference Field (Thébaud *et al.* 2015) as inputs to IONFR. We obtain ionospheric RMs in the range of  $-3.15$  rad  $m^{-2}$  to  $-0.65$  rad  $m^{-2}$  (negative values in the Southern hemisphere due to the orientation of Earth’s geomagnetic field), which are used to obtain the non-terrestrial RM from  $RM_{ISM} = RM_{tot} - RM_{ion}$ . The best-fit RM value was used to correct the observation for Faraday rotation with PAM -R.

#### 2.1.2 Very Long Baseline Array observations

We observed PSR J0837–2454 using VLBA a total of twelve times between 2022 October and 2024 May (project code BD256). Observations were made using  $8 \times 32$  MHz sub-bands placed in the range 1392–1744 MHz and avoiding known regions of radio frequency interference. Each observation was

1.5 hours in duration, spending around 60% of the time on the target field and interleaving with 50 s scans on a phase reference source (ICRF J084656.6–260750) every  $\sim 3$  minutes. The bright source IERS B0742+103 was observed at the end of each observation to calibrate the instrumental bandpass.

Data were correlated using the DiFX software correlator and employing an ephemeris derived from Parkes monitoring to provide pulse-phase-resolved gating to improve the image signal-to-noise ratio on the pulsar field (Deller et al. 2011). For most observations, two such correlation passes were run – one producing a single “matched filter” output in which the pulse was weighted by the expected profile and summed in phase, and another in which 20 equally spaced pulsar “bins” were produced, each spanning 5% of the pulse phase. In addition to these pulsar datasets, we produced a number of other visibility datasets from scans on the pulsar. First, a dataset centred at the pulsar position without any pulse-phase-resolved gating was used (the “ungated” pulsar dataset). Additionally, three other correlator passes were undertaken at the position of other compact radio sources visible within the VLBA primary beam, in order to provide information that could be used for calibration refinement. In a preliminary observation of the PSR J0837–2454 field taken prior to the first astrometric observation, we imaged every known radio source within  $\sim 25$  arcminutes of PSR J0837–2454 and identified three sources with flux densities ranging from 7–20 mJy that contained compact source components detectable by VLBA. Correlations centred at each of these positions provided three “in-beam calibrator” datasets.

Data reduction made use of the `psrv1breduce` pipeline from Ding et al. (2023) and employed standard phase and amplitude calibration techniques as described therein. After calibration, a  $2'' \times 2''$  area centred on the nominal pulsar position was imaged, using both the gated and the ungated datasets (to guard against the eventuality that the pulsar ephemeris was insufficiently well modelled at the time of any given observation). Naturally weighted images, with a typical angular resolution of  $5 \times 25$  milliarcseconds, were made at all epochs, with a typical image rms of  $\sim 60 \mu\text{Jy}/\text{beam}$  in the ungated image. PSR J0837–2454 was detected in 5 of 12 observations with a significance ranging from  $7.5\sigma$  to  $13\sigma$  in one bin of the binned datasets. The pulsar was not detected in the first three observations – as can be seen in Figure 2, this corresponds to a time at which the flux density is at a minimum value. In the 4th and 5th observation, no “binned” datasets were produced, and the pulsar was not detected in the matched-filter or ungated datasets. At the time of submission, the final two observations had not yet been correlated and released. Where detected, the cleaned VLBA images of PSR J0837–2454 show a source size which is inconsistent with a point-source, demonstrating that the pulsar is significantly affected by angular broadening due to multi-path propagation in the turbulent ionised interstellar medium. Because the point spread function of the interferometer is elongated at these low declinations (a typical beam size was  $5 \times 20$  milliarcseconds), useful constraints on the intrinsic source size are best obtained under the assumption of a circularly sym-

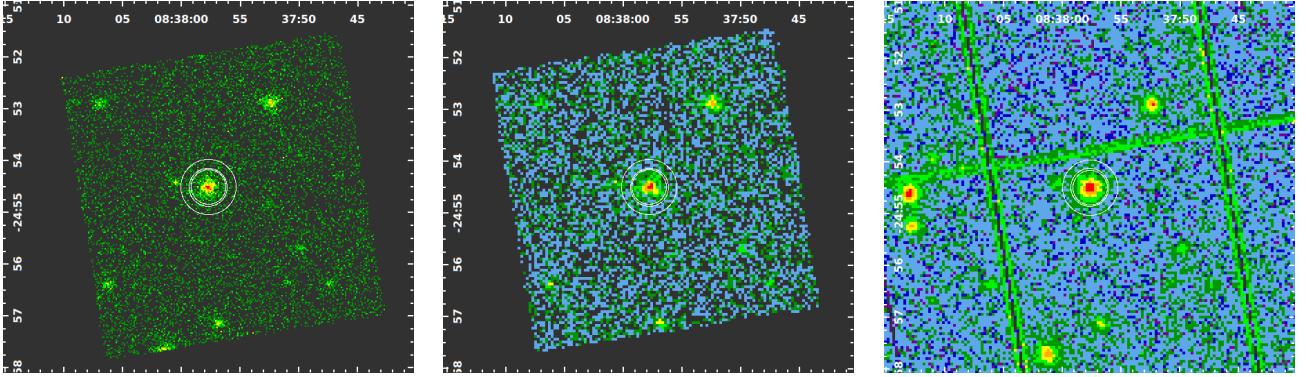
metric scatter-broadened source, although it is also possible that the scatter-broadening is mildly asymmetric. These returned a source size in the range 8–10 milliarcseconds. The extragalactic calibrator sources that were observed in-beam contemporaneously with the pulsar showed a slightly larger degree of angular broadening, with sizes ranging from 12–20 milliarcseconds, although this may also partly reflect intrinsic source structure.

## 2.2 X-ray

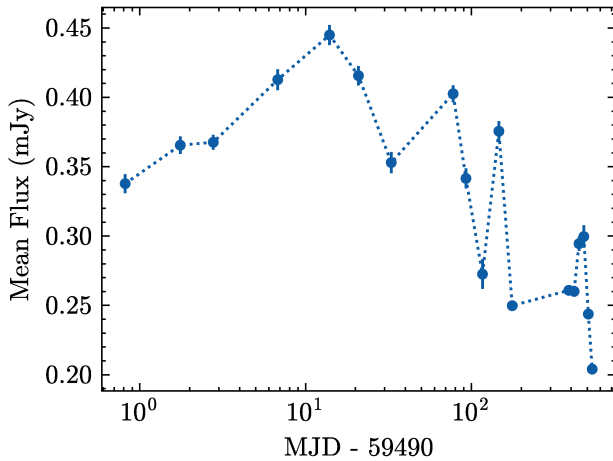
XMM-Newton observed PSR J0837–2454 on 2023 April 24–26 (ObsID 0900150101) for about 90 ks with EPIC in large window mode and using the thin optical filter. Large window mode was chosen due to its higher time resolution, 47.7 ms for pn, which allows for measurement of the 629 ms spin period of the pulsar. We process EPIC MOS and pn observation data files (ODFs) using the Science Analysis Software (SAS) 20.0.0 tasks `emproc` and `epproc`, respectively. To remove periods of background flaring, we extract single event (PATTERN = 0), high energy ( $> 10$  keV for MOS and  $10 - 12$  keV for pn) light curves from which we determine low and steady count rate thresholds of  $0.2 \text{ counts s}^{-1}$  for MOS and  $0.4 \text{ counts s}^{-1}$  for pn. We use these thresholds to generate good time intervals (GTIs) with `tabgtigen`, which we then use to produce flare-cleaned events with `evtselect` and barycenter these events with `barycen`. The resulting data have effective exposure times of 85 ks for MOS and 77 ks for pn. We use both `edetect` and `wavdetect` to check the source position and find consistent values within the uncertainty of the MOS (and pn) on-axis point spread function of  $4''$ , with R.A. =  $08^{\text{h}}37^{\text{m}}57.7^{\text{s}}$ , decl. =  $-24^{\circ}54'30''$  (J2000). This position is fully consistent with the radio position, and thus we can positively associate our X-ray point source with that of PSR J0837–2454. Figure 1 shows the MOS1, MOS2, and pn images, and PSR J0837–2454 is clearly evident in each dataset.

We consider the regions denoted in Figure 1 for extracting MOS and pn source counts. These are determined by first using `eregionanalyse`, which indicates an optimum circular extraction radius of about  $20''$ . Using `epatplot`, we do not find the source counts to be significantly affected by pile-up. We extract source and background counts for timing and spectral analysis using PATTERN  $\leq 12$  and  $\leq 4$  for MOS and pn, respectively, and FLAG = 0 for spectra. We apply light curve corrections using `epiclccorr`. We calculate source and background areas and account for bad pixels and chip gaps using `backscale`. We then compute `rmf` and `arf` files. We measure background-subtracted counts of 740, 720, and 4100 and count-rates of 0.0087, 0.0084, and  $0.053 \text{ counts s}^{-1}$  for MOS1, MOS2, and pn, respectively. In order to improve statistics, we combine the MOS1 and MOS2 spectra using `epicspeccombine`. We bin spectra using `specgroup` to a minimum of 25 photons per bin for the combined MOS spectrum and for the pn spectrum.

## 3. Results



**Figure 1.** X-ray field of PSR J0837–2454 from XMM-Newton MOS1 (left), MOS2 (middle), and pn (right) in large window mode. Source counts are extracted from a  $20''$  radius circle, while background counts are extracted from an annulus with inner and outer radii of  $22''$  and  $32''$ , respectively.



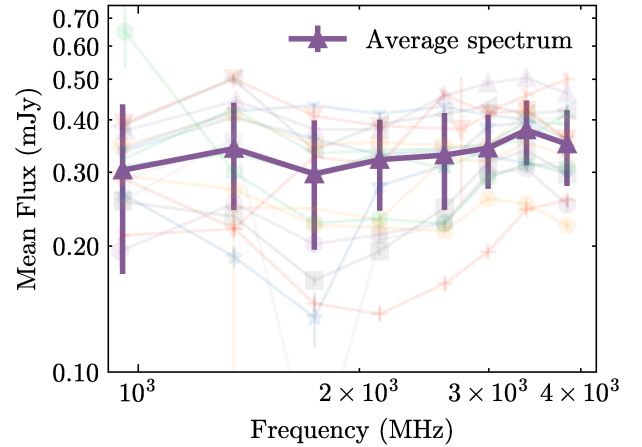
**Figure 2.** Mean integrated flux density over time from Parkes Murriyang UWL observations of PSR J0837–2454 starting on 2021 October 3 (MJD 59490). Errors shown are  $1\sigma$ .

### 3.1 Radio spectral properties

Figure 2 shows the mean integrated flux density of PSR J0837–2454 over the Parkes observing campaign. This pulsar shows a significant amount of variation in the flux density over both short and long timescales, which is likely indicative of both refractive and diffractive scintillation from the intervening interstellar medium (ISM). On the other hand, neither the DM nor RM show any evidence for significant variations over the same timespan. Using a median RM =  $360.72 \text{ rad m}^{-2}$  and a DM of  $143.1 \text{ pc cm}^{-3}$ , we can derive an average magnetic field strength along the line of sight,

$$B_{\parallel} = 1.232 \frac{\text{RM}}{\text{DM}} = 3.1 \text{ } \mu\text{G}. \quad (1)$$

To measure the spectrum of PSR J0837–2454, we do not require the full native resolution of 1 MHz offered by the UWL receiver. Thus we downsampled our data to 8 frequency bins and calculated the mean integrated flux density in each bin. The spectrum calculated with this method for every epoch is shown in Figure 3 using transparent square markers. Given the large flux density variation as a function



**Figure 3.** Radio spectrum from Parkes Murriyang UWL observations of PSR J0837–2454. Light colored squares indicate mean integrated flux densities for each epoch of observation, while dark purple squares indicate the average at each frequency. Errors shown are  $1\sigma$ .

of time, we also averaged the per-epoch spectrum to get the mean spectrum, which is shown using solid purple markers in Figure 3, where the uncertainty is given by the standard deviation of the measured flux density in each bin. A power-law fit ( $S_{\nu} \propto \nu^{\alpha}$ ) to this mean spectrum yields a spectral index of  $\alpha = 0.13 \pm 0.6$ , though we note that this flat spectrum is likely due to effects of refractive scintillation, similar to that seen in, e.g., PSR J1740+1000 (McLaughlin *et al.* 2002).

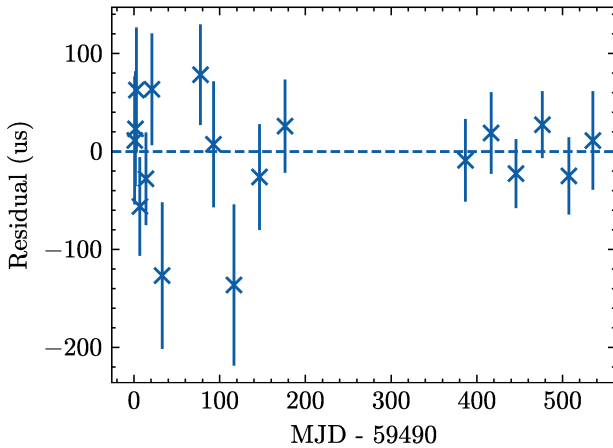
### 3.2 Updated radio timing model

Using our radio data, we also generated a new timing solution for PSR J0837–2454. Since there was no significant variation in the DM relative to the fiducial DM used in the fold-mode observations, we held the DM fixed to this value. Given that there are no significant DM variations, we time and frequency scrunched each observation and, along with the standard profile from Pol *et al.* (2021), derived a corresponding time-of-arrival (TOA) for each epoch using PAT.

The timing model and the corresponding residuals are shown in Table 1 and Figure 4, respectively. We used PINT (Luo *et al.* 2019; Luo *et al.* 2021a) to time the pulsar, including

**Table 1.** Parameters for PSR J0837–2454

Dataset and model summary	
Pulsar name . . . . .	PSR J0837–2454
MJD range . . . . .	59490–60025
Data span (yr) . . . . .	1.46
Number of TOAs . . . . .	18
Solar system ephemeris . . . . .	DE405
PEPOCH . . . . .	55588.628331
Fit summary	
Number of free parameters	7
RMS TOA residuals ( $\mu\text{s}$ ) . . . . .	56.07
$\chi^2$ . . . . .	15.71
Reduced $\chi^2$ . . . . .	1.57
Measured Quantities	
Right ascension (J2000) . . . . .	8:37:57.748(2)
Declination (J2000) . . . . .	-24:54:29.7(1)
F0 (Hz) . . . . .	1.588788773(2)
F1 ( $\text{Hz s}^{-1}$ ) . . . . .	$-8.80136(5) \times 10^{-13}$
WXSIN_0001 (s) . . . . .	-0.0029(4)
WXCOS_0001 (s) . . . . .	-0.0015(2)
EFAC . . . . .	1.0(2)
Set Quantities	
DM ( $\text{pc cm}^{-3}$ ) . . . . .	143.100000
WXEPOCH (d) . . . . .	59666.345636
WXFREQ_0001 ( $\text{d}^{-1}$ ) . . . . .	0.001871

**Figure 4.** Post-fit residuals, along with  $1\sigma$  uncertainties, from the Parkes timing campaign starting on 2021 October 3 (MJD 59490). Red noise is clearly visible, with the overall RMS of  $100 \mu\text{s}$  in the residuals being comparable to the timing solution obtained in Pol et al. (2021). We are unable to phase connect the TOAs from this observing campaign to those from Pol et al. (2021).

modeling the white (EFAC only) and red noise (Susobhanan et al. 2024). We used the timing model from Pol et al. (2021) to initialize our timing model after which the parameters were allowed to vary. We tried including more frequency derivatives, parallax, and proper motion to the timing model, but none of these parameters were found significant via an  $f$ -test.

Similar to Pol et al. (2021), we notice significant red noise in the residuals for this pulsar. Without an explicit red noise process in the timing model, the red noise was absorbed in the fits to the sky-position of the pulsar, resulting in underestimating the uncertainty on the measured right ascension and declination for the pulsar by  $\sim 4$  and  $\sim 6$ , respectively. To accurately reflect the uncertainties on these parameters, we include a red noise model with only a single harmonic, as determined using the WaveX model in PINT (Susobhanan et al. 2024). We also attempted to phase connect the TOAs from these observations with those collected in Pol et al. (2021), but we were unsuccessful due to the large red noise present in this pulsar.

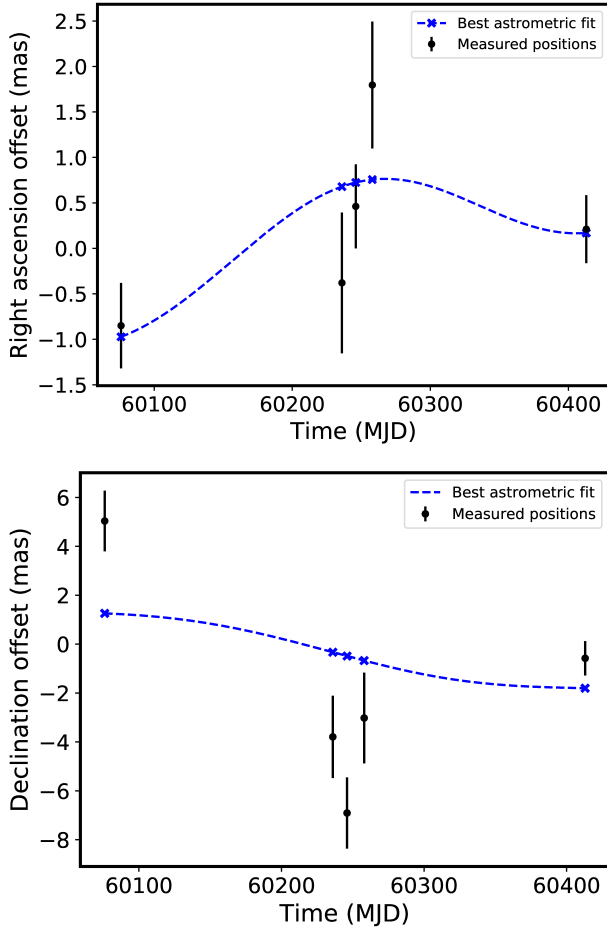
### 3.3 VLBA astrometric results

The  $7$ – $13\sigma$  detections described in Section 2.1.2 enable us to measure the position of the PSR J0837–2454 with a nominal accuracy of  $0.5$ – $1$  milliarcseconds in right ascension and  $1$ – $2$  milliarcseconds in declination at each epoch. However, these statistical uncertainties do not encompass any residual calibration errors, which can be substantial, particularly at low observing elevations as is necessary for the VLBA at these declinations (e.g. Deller et al. 2019). In this instance, the significant angular broadening of the calibrator sources also means that longer integration times are required to achieve sufficient signal-to-noise ratio on the calibrators, which further degrades the astrometric quality as the interpolation time increases.

In Table 2, we show the results of a straightforward least squares fit to the reference position, proper motion, and parallax for PSR J0837–2454 based on the VLBA results, and we plot the model against the observed positions as a function of time in Figure 5. However, significant unmodelled systematic errors are present in the data, as can be seen from the  $\chi^2$  of the fit. We discuss the degree to which these results (and a future extension to the VLBA astrometry) can constrain the distance to the pulsar in Section 4.1. Finally, we note that the uncertainty in the reference position of the pulsar, which is not quoted in Table 2, is dominated by the uncertainty in the in-beam calibrator positions, which themselves were referenced to the primary phase calibrator located at a larger angular separation – this uncertainty is likely to be on the order of  $5$  milliarcseconds in the current dataset.

**Table 2.** VLBA astrometric results for PSR J0837–2454

Fitted parameters	
Right ascension (J2000) . . . . .	08:37:57.74880
Declination (J2000) . . . . .	-24:54:29.941
Proper motion, R.A. ( $\text{mas yr}^{-1}$ ) . . . . .	$1.2 \pm 0.6$
Proper motion, Decl. ( $\text{mas yr}^{-1}$ ) . . . . .	$-3.1 \pm 1.5$
Parallax (mas) . . . . .	$0.59 \pm 0.24$
$\chi^2$ . . . . .	42.0
Reduced $\chi^2$ . . . . .	8.4
Set Quantities	
Reference epoch (MJD) . . . . .	60200

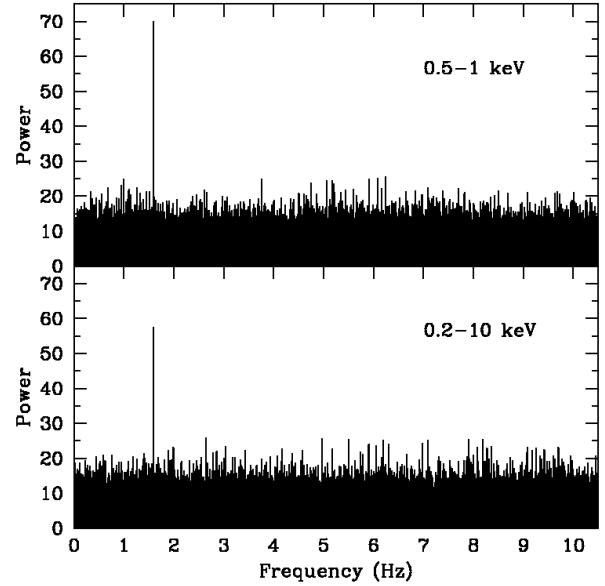


**Figure 5.** The offset of PSR J0837–2454 from the fitted reference position in right ascension (left) and declination (right) as a function of time. As discussed in the text, the error bars are from the image plane fit to the pulsar position only and are underestimated (particularly in declination).

### 3.4 X-ray pulsation search and pulse profile

Figure 6 shows power spectra of the pn data generated using `powspec` in `FTOOLS` (Blackburn 1995). A peak at 1.58845 Hz (629.545 ms) is evident and corresponds to the spin frequency of PSR J0837–2454. Note that Pol *et al.* (2021) measured a spin frequency of 1.58878890 Hz ( $P = 629.41024$  ms) and spin frequency time derivative of  $(-8.808 \pm 0.004) \times 10^{-13}$  Hz s $^{-1}$  [ $\dot{P} = (3.490 \pm 0.002) \times 10^{-13}$  s s $^{-1}$ ] at MJD 55588.628331, such that the expected spin frequency at the time of the XMM-Newton observation is  $1.5884 \pm 0.0007$  Hz (629.5  $\pm$  0.4 ms), which matches that from the power spectrum here.

Next, we perform acceleration searches using `PRESTO` (Ransom, Eikenberry, and Middleditch 2002). Data are folded at the candidate pulse frequency using `prepfold`, and a refined frequency is determined. We find the strongest pulsations at a frequency of 1.58845213(9) Hz or period of 629.54368(4) ms (at MJD 60059.0334841) in the energy range 0.5–1 keV. We then use `photonphase` in `PINT` (Luo *et al.* 2021b) to calculate the rotation phase for each photon. The resulting pulse profiles in various energy bands are shown in Figure 7. Pulsations are only clearly evident at  $E < 1$  keV. For the sinu-



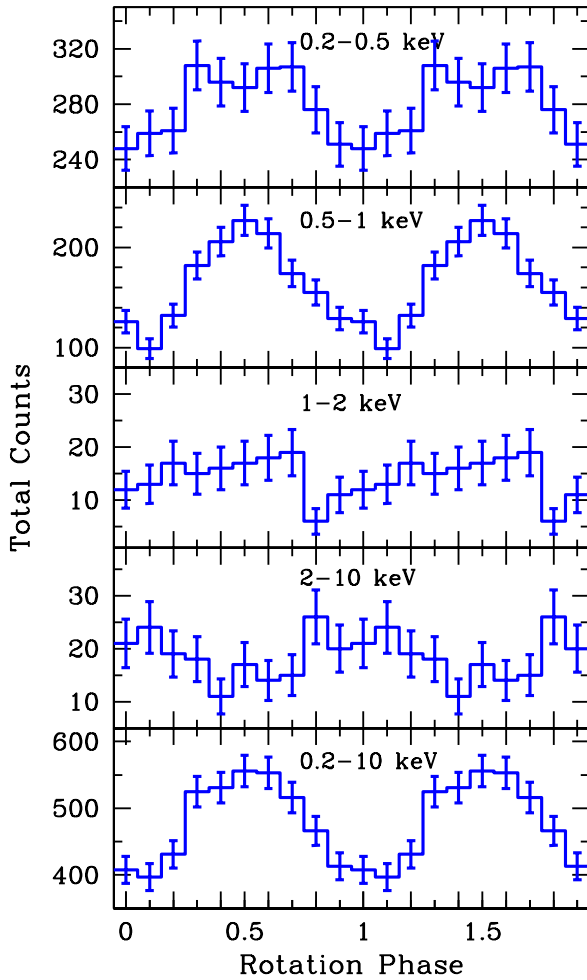
**Figure 6.** Power spectra from pn data for 0.5–1 keV (top) and 0.2–10 keV (bottom). The peak at 1.58845 Hz is the spin frequency of PSR J0837–2454.

soidal pulse profiles at 0.2–10 keV and 0.5–1 keV, the pulsed fractions  $[= (\text{max}-\text{min})/(\text{max}+\text{min})]$  are 17 percent and 39 percent, respectively.

### 3.5 X-ray spectral analysis

Figure 8 shows the combined MOS (MOS1+MOS2) and pn spectra. We perform model fits to these spectra using `Xspec` 12.14.0 (Arnaud 1996). For the spectral model, we include several components. First, we use `constant` to account for a possible instrumental difference between MOS and pn spectral normalizations, and we fix its value to 1 for the pn spectrum and allow it to vary for the combined MOS spectrum. Next, we include a component to account for photoelectric absorption by the interstellar medium, i.e., `tbabs` with abundances from Wilms, Allen, and McCray (2000) and cross-sections from Verner *et al.* (1996). To model the intrinsic spectrum of PSR J0837–2454, we first consider a single component comprising a power law (PL; `powerlaw`), blackbody (BB; `bbbodyrad`), or neutron star atmosphere. For the last, we use a magnetic partially ionized hydrogen atmosphere model (`nsmxg`; Ho, Potekhin, and Chabrier 2008; Ho 2014) and fix the model parameters of neutron star mass and radius to  $M = 1.4 M_{\odot}$  and  $R = 10$  km, respectively. We also tried a non-magnetic fully ionized hydrogen atmosphere model (`nsatmos`; Heinke *et al.* 2006), a non-magnetic partially ionized hydrogen, helium, or carbon atmosphere model (`nsx`; Ho and Heinke 2009), and a magnetic partially ionized carbon, oxygen, or neon atmosphere model (Mori and Ho 2007), but none of these provide good fits and thus will not be discussed further.

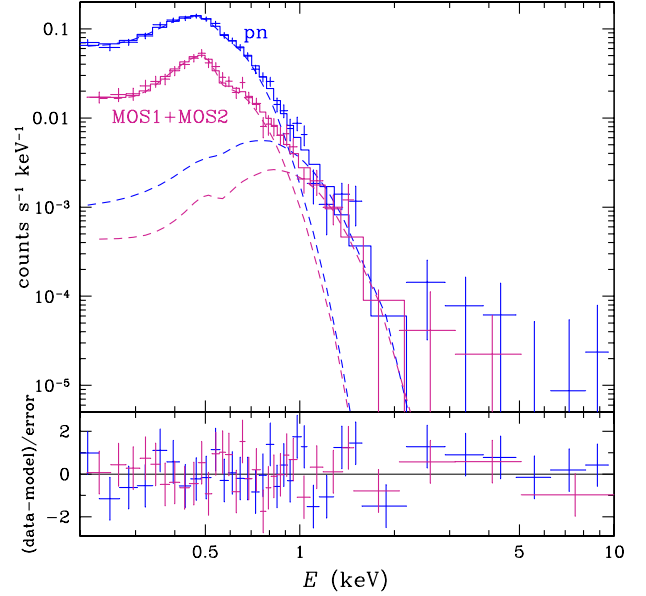
The results of fits with a single component model for the intrinsic spectrum of PSR J0837–2454, i.e., either power law, blackbody, or atmosphere model, are given in Table 3. We see that the power law model not only has the worst fit of the



**Figure 7.** Pulse profile of PSR J0837–2454, obtained by folding the pn data in the energy ranges 0.2–0.5, 0.5–1, 1–2, 2–10, and 0.2–10 keV at the 629.544 ms spin period. Errors shown are  $1\sigma$ .

three, but the best-fit power law index  $\Gamma \approx 8$  is unrealistic. Meanwhile, thermal models provide better fits if the distance to the pulsar is taken to be less than a few kpc. For example, in order for the best-fit blackbody emission radius  $R^\infty$  to be less than a maximum neutron star radius  $R \approx 13$  km, then the distance must be  $d < 4$  kpc (after accounting for gravitational redshift). Similarly assuming that the entire stellar surface emits at a single uniform temperature, the best-fit atmosphere model gives a distance of only 90 pc. We note that `nsmxg` models with  $B = 2, 4, \text{ or } 7 \times 10^{12}$  G yield fits that are about as good as that of  $10^{13}$  G and have best-fit parameters  $N_{\text{H}}$  increasing,  $T_{\text{eff}}^\infty$  decreasing, and  $d$  decreasing with lower values of  $B$ , while fits are poor for models with lower and higher magnetic fields, i.e.,  $10^{10} - 10^{12}$  G and  $(2 - 3) \times 10^{13}$  G. The absorbed 0.3–10 keV flux is  $7.2 \times 10^{-14}$  erg s $^{-1}$  cm $^{-2}$ , so that the unabsorbed X-ray luminosity  $L^\infty \approx 3 \times 10^{31}$  erg s $^{-1}$  ( $d/0.9$  kpc) $^2$ .

Next, we consider two component models for fitting the



**Figure 8.** Spectra of PSR J0837–2454 from MOS1+MOS2 and pn data. Top panel shows data with  $1\sigma$  errors (crosses) and spectral model (dashed lines for each component). Bottom panel shows  $\chi^2 = (\text{data-model})/\text{error}$ . The spectral model shown here is a  $B = 10^{13}$  G thin partially-ionized hydrogen atmosphere with two temperature components; a two temperature blackbody model yields similar results (see text and Table 3 for details).

measured spectra, on top of constant and `tbabs`, in particular, two power laws (PL+PL), a blackbody and a power law (BB+PL), or two blackbodies (BB+BB). For two power laws, the best-fit does not yield an improvement in  $\chi^2$ , and the second power law only has an upper limit on its normalization. Meanwhile, the best-fit results for BB+PL and BB+BB are given in Table 3. While we see an improvement in  $\chi^2$  for BB+PL compared to only a power law or only a blackbody, with the power law providing the primary flux at  $> 1$  keV, the power law index is still a high  $\Gamma > 5$ . Meanwhile, two blackbodies yield a much improved fit ( $\Delta\chi^2 = 25.4$  for two extra degrees of freedom, so that a f-test gives a probability of  $3 \times 10^{-6}$ ). The second blackbody with a higher temperature and small emitting region could be interpreted as emission from a hot spot on the neutron star surface that rotates to generate the pulsations detected and described in Section 3.4. The size of the colder blackbody limits the distance to PSR J0837–2454 to be  $d < 1.7$  kpc. We note for completeness that we also fit the spectra with `nsmxg+PL`, with best-fit results shown in Table 3. The small improvement of the best-fit over only `nsmxg` shows that the addition of the power law (to better fit the spectra at high energies) is not really needed. This difference with the BB+PL results is because neutron star atmosphere model spectra are harder at high energies than blackbody spectra at the same temperature due to the atmospheric opacity decreasing with energy, such that higher energy photons come from deeper, hotter layers of the atmosphere (see, e.g., Pavlov et al. 1995). This also implies that fitting spectra with a single blackbody gives a higher temperature and smaller emitting region compared to fitting with an atmosphere model, as ev-

**Table 3.** Results of spectral modeling

	PL <sup>a</sup>	BB <sup>a</sup>	NSMAXG <sup>b</sup>	BB+PL <sup>a</sup>	NSMAXG+PL <sup>a,b</sup>	BB+BB <sup>a</sup>	NSMAXG+NSMAXG <sup>b</sup>
MOS/pn normalization	1.10 ± 0.04	1.14 ± 0.04	1.14 ± 0.04	1.13 ± 0.04	1.13 ± 0.04	1.13 ± 0.04	1.15 ± 0.04
$N_{\text{H}}$ ( $10^{21}$ cm <sup>-2</sup> )	3.7 ± 0.2	1.6 ± 0.1	2.6 ± 0.2	2.1 <sup>+0.3</sup> <sub>-0.2</sub>	2.7 ± 0.2	2.0 ± 0.2	1.8 ± 0.2
$kT^{\infty}$ or $kT_{\text{eff}}^{\infty}$ (eV)		78 ± 2	27 ± 1	69 ± 3	27 ± 1	70 ± 3	50 <sup>+4</sup> <sub>-3</sub>
$R^{\infty}/d$		4.4 <sup>+0.6</sup> <sub>-0.5</sub> km/1 kpc	13 km/90 ± 20 pc	7.4 <sup>+1.7</sup> <sub>-1.3</sub> km/1 kpc	13 km/80 ± 20 pc	7.5 <sup>+1.9</sup> <sub>-1.3</sub> km/1 kpc	13 km/1.1 <sup>+0.4</sup> <sub>-0.3</sub> kpc
$\Gamma$	8.2 ± 0.2			5.7 <sup>+0.8</sup> <sub>-0.9</sub>	1.9 <sup>+3.4</sup> <sub>-1.7</sub>		
PL normalization ( $10^{-6}$ )	13.4 ± 0.6			5 ± 1	0.34 <sup>+1.16</sup> <sub>-0.31</sub>		
$kT_2^{\infty}$ (eV)						160 <sup>+30</sup> <sub>-20</sub>	180 <sup>+60</sup> <sub>-30</sub>
$R_2^{\infty}$ (m)						150 <sup>+140</sup> <sub>-70</sub>	120 <sup>+50</sup> <sub>-20</sub>
$\chi^2/\text{dof}$	83.8/61	72.8/61	61.4/61	49.8/59	59.5/59	47.4/59	45.8/59

Errors are  $1\sigma$ .

a Xspec models: PL=powerlaw, BB=bbbodyrad.

b Neutron star mass  $M = 1.4 M_{\odot}$  and radius  $R = 10$  km are fixed, such that a redshift of 1.3 is used to convert between unredshifted and redshifted values. Distance is allowed to vary with fit, while fraction of surface emitting is fixed to 1. Magnetic field  $B = 10^{13}$  G is assumed (see text for other values).

ident from the results given in Table 3.

Finally, we fit the X-ray spectra using a two component neutron star atmosphere model, like the two component blackbody model described above. Such a model with emission from a small hot magnetic polar cap and emission from the remaining cooler surface can produce rotation modulated pulsations. A more robust distance estimate can also be determined. Since a single atmosphere model provides a good fit to the observed spectra without a need for a second component and guided by the good fit of the two blackbody model, the model we use here is a thin atmosphere model. A thin atmosphere is one whose physical thickness is such that the atmosphere is optically thick ( $\tau > 1$ ) at low energies and optically thin ( $\tau < 1$ ) at high energies. Thus the observed high energy photons arise from a condensed surface beneath the gaseous atmosphere, and this condensed surface emits blackbody-like emission (away from features such as electron and ion cyclotron resonances; see, e.g., van Adelsberg *et al.* 2005; Potekhin *et al.* 2012; Potekhin 2014). Such thin atmospheres were first used to model the spectrum of the strongly magnetic ( $10^{12}$ – $10^{13}$  G) neutron stars RX J0720.4–3125 (Motch, Zavlin, and Haberl 2003) and RX J1856.5–3754 (Ho 2007; Ho *et al.* 2007). Here we use `nsmaxg` models with condensed surface spectra from van Adelsberg *et al.* (2005). The best-fit results are shown in Table 3 and Figure 8. We see that the best-fit is as good as the two blackbody fit and a better fit than that of a single atmosphere. Taking the cool component as being due to the entire neutron star surface, we estimate the distance to PSR J0837–2454 to be  $d \sim 1$  kpc.

We note here that the best-fit interstellar absorption  $N_{\text{H}}$  is in the range  $\sim (1.8 - 2) \times 10^{21}$  cm<sup>-2</sup>. These are a factor of 2–3 larger than the Galactic column density of  $N_{\text{H}} = 7.3 \times 10^{20}$  cm<sup>-2</sup> in the direction of PSR J0837–2454 (HI4PI Collaboration *et al.* 2016). On the other hand, the empirical relation between  $N_{\text{H}}$  and dispersion measure from He, Ng, and Kaspi (2013) yields  $N_{\text{H}} = 4 \times 10^{21}$  cm<sup>-2</sup> for the pulsar’s dispersion measure of 143.1 pc cm<sup>-3</sup>. The relatively large  $N_{\text{H}}$  from our spectral fits, as well as the high DM, could be indicating significant material in our line-of-sight from, for example,

a supernova remnant. This material may also contribute to the strong scattering seen in radio observations.

## 4. Discussion

### 4.1 Implications on distance to and kinematics

As shown in Section 3.2, while we are able to produce an updated timing solution, we are unable to phase connect the new observations with those taken in Pol *et al.* (2021). Consequently, we are unable to measure a timing parallax and infer the distance to the pulsar. While we detect the pulsar in a number of the VLBA observations, the signal-to-noise ratio and hence astrometric precision is lower than expected. As shown in Table 2, the five available position measurements imply a best-fit parallax of 0.6 milliarcseconds and hence best-fit distance of 1.7 kpc. The  $\chi^2$  value of 42 for 5 degrees of freedom shows that the parallax uncertainty of 0.24 milliarcseconds is likely to be significantly underestimated, perhaps by a factor of three or more. Accordingly, we cannot measure the distance using the current dataset but can only say that very nearby distances are increasingly disfavoured. For instance, even assuming that the uncertainty is underestimated by a factor of 5, a distance below 330 pc would be excluded at 95% confidence. An extended VLBA astrometric campaign would rapidly improve the distance constraints in three ways: 1) the additional data points would improve the statistical precision of the astrometric fit; 2) the larger ensemble of data points would allow the true distribution of the systematic error terms to be better estimated, and 3) the improved time baseline would greatly reduce the covariance between proper motion (in right ascension) and parallax, reducing the parallax uncertainty.

The current, uncertain lower limit to the distance based on the VLBA astrometry can still be compared to constraints on the pulsar distance based on fits to its X-ray spectrum. As described in Section 3.5, all the spectral models that provide a good fit to the data imply a distance less than that predicted from the NE2001 and YMW16 dispersion measure models. The X-ray spectra give a distance to PSR J0837–2454 of  $d \lesssim 1$  kpc, similar to the indirectly estimated distances found in



Pol et al. (2021). This is not in tension with the VLBA results, although these favor a distance towards the upper end of this range.

Finally, we note that the VLBA proper motion implies a relatively low transverse velocity for the system. While the exact value depends on the assumed distance, a reasonable maximum can be estimated by taking a distance at the upper end of the range allowed by the X-ray spectral modelling and assuming the same factor-of-five increase in the nominal VLBA uncertainties. In this case, the proper motion upper limit is  $\lesssim 10 \text{ mas yr}^{-1}$ , corresponding to a transverse velocity of  $\lesssim 50 \text{ km s}^{-1}$ , considerably slower than most pulsars (e.g. Igoshev 2020).

#### 4.2 Neutron star cooling implications

For the purposes of the discussion in this section, we assume a distance to PSR J0837–2454 of 0.9 kpc, derived from associating diffuse emission detected by GLEAM to be the supernova remnant left over from the formation of the pulsar. At this distance, the measured X-ray flux results in a thermal luminosity of  $L^\infty \approx 3 \times 10^{31} \text{ erg s}^{-1} (d/0.9 \text{ kpc})^2$ . The best-fit spectral model of a neutron star  $B = 10^{13} \text{ G}$  atmosphere yields a surface temperature of  $T_{\text{eff}}^\infty = 5.8 \times 10^5 \text{ K}$ . Both the luminosity and temperature are low compared to most neutron stars of age  $< 10^5 \text{ yr}$ , which have  $L^\infty > 10^{32} \text{ erg s}^{-1}$  and  $T_{\text{eff}}^\infty > 6 \times 10^5 \text{ K}$ , as shown in Figure 9. On the other hand, the  $L^\infty$  and  $T_{\text{eff}}^\infty$  of PSR J0837–2454 are comparable to those of three pulsars of approximately similar age, i.e., PSR J0007+7303 ( $L^\infty < 3 \times 10^{31} \text{ erg s}^{-1}$ ,  $\log T_{\text{eff}}^\infty < 6.4$ , and age  $\sim 9 \text{ kyr}$ ; Caraveo et al. 2010; Martín, Torres, and Pedalletti 2016; Potekhin et al. 2020), PSR B1727–47 ( $L^\infty < 3 \times 10^{31} \text{ erg s}^{-1}$ ,  $\log T_{\text{eff}}^\infty < 5.6$ , and age  $\sim 50 \text{ kyr}$ ; Shternin et al. 2019; Potekhin et al. 2020), and PSR B2334+61 ( $L^\infty \sim 5 \times 10^{31} \text{ erg s}^{-1}$ ,  $\log T_{\text{eff}}^\infty \approx 5.6$ , and age  $\sim 7.7 \text{ kyr}$ ; Yar-Uyaniker, Uyaniker, and Kothes 2004; McGowan et al. 2006; Potekhin et al. 2020). It is worth noting that the ages of these three pulsars are estimated from their associated supernova remnant and each age is lower than the characteristic spin-down age of the pulsar (i.e.,  $\tau_c = 14 \text{ kyr}$  for PSR J0007+7303,  $80 \text{ kyr}$  for PSR B1727–47, and  $41 \text{ kyr}$  for PSR B2334+61). This may indicate that the age of PSR J0837–2454 is lower than its characteristic age of 28.6 kyr.

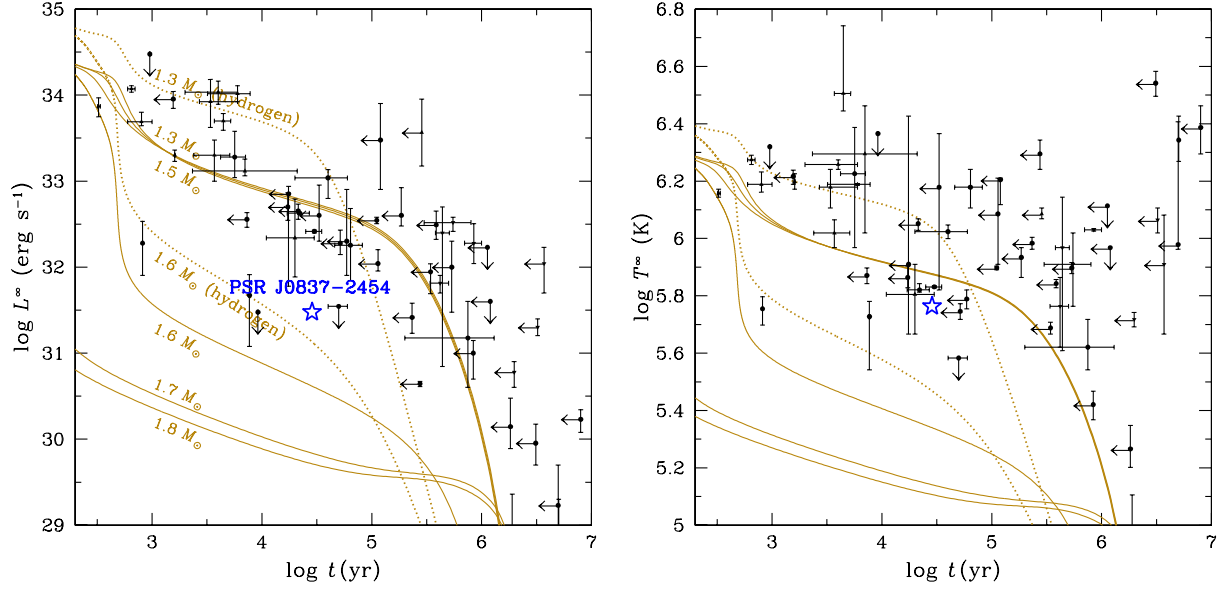
The luminosity and temperature of most neutron stars can be explained by “slow” neutrino cooling predominately from the modified Urca processes and enhanced by Cooper pairing processes, with variations due to each neutron star’s envelope composition and age (Gusakov et al. 2004; Page et al. 2004; see, e.g., Potekhin, Pons, and Page 2015, for review). An envelope composed of light elements is more effective at conducting interior heat and makes the surface temperature closer to that of the interior temperature and thus higher than the surface temperature for an envelope composed of heavy elements. The age determines how much of the crust and core neutrons and core protons are in a superfluid and superconducting state, respectively, in particular the ratio between the interior temperature  $T$  relative to the (theoretically-

uncertain) critical temperatures  $T_c$  for neutron superfluidity and proton superconductivity. When  $T/T_c < 1$ , cooling processes that depend on matter being in a non-superfluid state are suppressed, while cooling by Cooper pair breaking and formation of superfluid matter becomes effective.

The low luminosity and temperature of neutron stars like PSR J0837–2454 point to neutrino cooling processes in these stars that operate much faster than modified Urca and Cooper pairing. Neutrino emission by direct Urca reactions is such a fast cooling process, but it requires a high proton fraction ( $\gtrsim 0.11$ ) in the neutron star core (Lattimer et al. 1991; Page and Applegate 1992). Such high proton fractions are only reached in neutron stars of high mass, and some theoretical nuclear equations of state (EOSs) do not even yield the necessary proton fractions at their predicted maximum mass. For example, direct Urca cooling can occur in neutron stars with mass  $M > 1.96 M_\odot$  for the APR EOS (Akmal, Pandharipande, and Ravenhall 1998) and  $M > 1.59 M_\odot$  for the BSk24 EOS but does not occur for the BSk26 EOS (Pearson et al. 2018) and the SLy4 EOS (Douchin and Haensel 2001).

To illustrate the above, we perform neutron star cooling simulations using the neutron star cooling code from Ho, Glampedakis, and Andersson (2012b, 2012a), with revised neutrino emissivities for modified Urca (Shternin, Baldo, and Haensel 2018), plasmon decay (Kantor and Gusakov 2007), and neutron triplet pairing (Leinson 2010) and superfluid suppression factors (Gusakov 2002) (see Potekhin and Chabrier 2018, for discussion of some of the above). We use the BSk24 EOS (Pearson et al. 2018) and parameterization of superfluid and superconductor energy gaps from Ho et al. (2015) for the SFB neutron singlet model (Schwenk, Friman, and Brown 2003), TToa neutron triplet model (Takat-suka and Tamagaki 2004), and CCDK proton singlet model (Chen et al. 1993). It is important to note that the resulting cooling evolutions vary greatly on the assumed EOS and superfluid and superconductor energy gaps; nevertheless our conclusions on direct Urca cooling and neutron star mass are still valid across most of these theoretical model variations.

The luminosity and temperature evolutions from our cooling simulations are shown in Figure 9 for an iron envelope and neutron star masses  $M = 1.3, 1.4, \dots, 1.8 M_\odot$ , as well as for a hydrogen envelope and  $M = 1.3$  and  $1.6 M_\odot$ . We see that cooling curves for masses below the direct Urca threshold of  $1.59 M_\odot$  (and for same envelope composition) do not differ much from each other except at early times. These slow cooling curves can explain the luminosity and temperatures (or their limits) of most observed neutron stars given their ages (or limits on their ages) when we allow some to have a light element envelope. Meanwhile, some of the more luminous and hotter sources are magnetars, which are heated internally by magnetic field decay that is not included in our present calculations but are included in works such as Kaminker et al. (2006), Ho, Glampedakis, and Andersson (2012b), Viganò et al. (2013), and Skiathas and Gourgouliaos (2024). On the other hand, we see that cooling curves for masses above the direct Urca threshold decrease to much lower luminosities and temperatures earlier and that fast cooling curves such as these can match the measurements of neutron stars such as



**Figure 9.** Observed luminosity  $L^\infty$  (left) and temperature  $T^\infty$  (right) as functions of neutron star age. Data points are from Potekhin *et al.* (2020) (see also <https://www.ioffe.ru/astro/NSG/thermal/>), except the stars which denote PSR J0837–2454. Solid lines show cooling curves from neutron star cooling simulations for neutron star masses  $M = 1.3, 1.4, 1.5, 1.6, 1.7,$  and  $1.8 M_\odot$  (from top to bottom) using the BSk24 nuclear equation of state and an iron envelope and including neutron superfluidity in the crust and core and proton superconductivity in the core, while dashed lines are for a hydrogen envelope; note that direct Urca cooling becomes active for BSk24 at  $M > 1.59 M_\odot$  (see text for details).

PSR J0837–2454. Therefore this indicates that, not only does PSR J0837–2454 have a high mass, but also the true nuclear equation of state should be one that can produce stable neutron stars with a high enough proton fraction in the core to allow direct Urca neutrino emission processes.

## 5. Summary

PSR J0837–2454 is a young radio pulsar at a high Galactic latitude with an inferred magnetic field of  $\sim 10^{13}$  G but uncertain distance. Using XMM-Newton, we detected its spin pulsations and thus identify it as a X-ray pulsar for the first time. The X-ray pulse profile of PSR J0837–2454 is broad, sinusoidal, strongest at low energies, and probably produced by emission from a rotating hot spot on a cooler surface based on properties of the spectrum. The X-ray spectrum can be described as a soft thermal spectrum that can be well-fit by a predominately cool component with a blackbody temperature of 70 eV or atmosphere temperature of 50 eV, as well as a 160–180 eV hot spot component. Results of the spectral analysis also indicate PSR J0837–2454 is at a distance of  $\lesssim 1$  kpc, which is much less than that inferred from the dispersion measure of the radio data but in agreement with other information from radio and optical. VLBA astrometry presently only provide a lower limit to the distance, favouring a distance  $\gtrsim 330$  pc.

Assuming a distance of 0.9 kpc, the measured luminosity of  $3 \times 10^{31} \text{ erg s}^{-1} (d/0.9 \text{ kpc})^2$  implies PSR J0837–2454 is one of the coldest young neutron stars known. Neutron star cooling theory indicates that such a low luminosity and temperature are only achievable if PSR J0837–2454 has a mass high enough to activate fast direct Urca neutrino emission

processes. Such a condition requires a nuclear EOS that can reach a high proton fraction in the stellar core of stable high mass neutron stars.

The distance to PSR J0837–2454 remains the primary uncertainty regarding this source. We are unable to measure a timing parallax through our Parkes data due to the high red noise present in this pulsar’s emission, while the angular broadening of the pulsar in VLBA imaging led to lower astrometric precision than originally anticipated. An extension of the VLBA observations presented here could improve the precision of the VLBA parallax by a factor of several and provide a distance measurement, as opposed to the current lower limit. Confirmation of a supernova remnant association would also help with the distance and provide an estimate of the pulsar’s true age.

## Acknowledgement

The authors are grateful to Harsha Blumer, Sarah Burke-Spolaor, Natasha Hurley-Walker, and Simon Johnston for discussions and support. N.P. thanks Rahul Sengar, David Kaplan, and Michael Lam for useful suggestions and discussion regarding processing the radio timing data. W.C.G.H. appreciates the use of computer facilities at the Kavli Institute for Particle Astrophysics and Cosmology.

**Funding Statement** W.C.G.H. acknowledges support through grant 80NSSC24K0329 from NASA. N.P. was supported through NSF Physics Frontiers Center award PFC-2020265.

**Competing Interests** None

**Data Availability Statement** The data underlying this article will be shared on reasonable request to the corresponding author.

## References

- Abhishek, Namrata, Malusare, N. Tanushree, Gayathri Hegde, and Sushan Konar. 2022. Radio pulsar sub-populations (II): The mysterious RRATs. *Journal of Astrophysics and Astronomy* 43, no. 2 (December): 75. <https://doi.org/10.1007/s12056-022-09862-3>. arXiv: 2201.00295 [astro-ph.HE].
- Akmal, A., V. R. Pandharipande, and D. G. Ravenhall. 1998. Equation of state of nucleon matter and neutron star structure. *Phys. Rev. C* 58, no. 3 (September): 1804–1828. <https://doi.org/10.1103/PhysRevC.58.1804>. arXiv: nucl-th/9804027 [nucl-th].
- Arnaud, K. A. 1996. XSPEC: The First Ten Years. In *Astronomical data analysis software and systems v*, edited by G. H. Jacoby and J. Barnes, 101:17. Astronomical Society of the Pacific Conference Series.
- Becker, Werner. 2009. X-Ray Emission from Pulsars and Neutron Stars. In *Astrophysics and space science library*, edited by Werner Becker, 357:91. Astrophysics and Space Science Library. January. [https://doi.org/10.1007/978-3-540-76965-6\\_3](https://doi.org/10.1007/978-3-540-76965-6_3).
- Blackburn, J. K. 1995. FTOOLS: A FITS Data Processing and Analysis Software Package. In *Astronomical data analysis software and systems iv*, edited by R. A. Shaw, H. E. Payne, and J. J. E. Hayes, 77:367. Astronomical Society of the Pacific Conference Series. January.
- Burke-Spolaor, S., M. Bailes, S. Johnston, S. D. Bates, N. D. R. Bhat, M. Burgay, N. D'Amico, et al. 2011. The High Time Resolution Universe Pulsar Survey – III. Single-pulse searches and preliminary analysis. *Mon. Not. R. Astron. Soc.* 416, no. 4 (October): 2465–2476. <https://doi.org/10.1111/j.1365-2966.2011.18521.x>. arXiv: 1102.4111 [astro-ph.SR].
- Caraveo, P. A., A. De Luca, M. Marelli, G. F. Bignami, P. S. Ray, P. M. Saz Parkinson, and G. Kanbach. 2010. X-ray Pulsations from the Radio-quiet Gamma-ray Pulsar in CTA 1. *Astrophys. J. Lett.* 725, no. 1 (December): L6–L10. <https://doi.org/10.1088/2041-8205/725/1/L6>. arXiv: 1010.4167 [astro-ph.HE].
- Chen, J. M. C., J. W. Clark, R. D. Davé, and V. V. Khodel. 1993. Pairing gaps in nucleonic superfluids. *Nucl. Phys. A* 555, no. 1 (April): 59–89. [https://doi.org/10.1016/0375-9474\(93\)90314-N](https://doi.org/10.1016/0375-9474(93)90314-N).
- Cordes, J. M., and T. J. W. Lazio. 2002. NE2001.I. A New Model for the Galactic Distribution of Free Electrons and its Fluctuations. *arXiv e-prints* (July): astro-ph/0207156. <https://doi.org/10.48550/arXiv.astro-ph/0207156>. arXiv: astro-ph/0207156 [astro-ph].
- Deller, A. T., W. F. Brisken, C. J. Phillips, J. Morgan, W. Alef, R. Cappallo, E. Middelberg, et al. 2011. DiFX-2: A More Flexible, Efficient, Robust, and Powerful Software Correlator. *Publ. Astron. Soc. Pacific* 123, no. 901 (March): 275. <https://doi.org/10.1086/658907>. arXiv: 1101.0885 [astro-ph.IM].
- Deller, A. T., W. M. Goss, W. F. Brisken, S. Chatterjee, J. M. Cordes, G. H. Janssen, Y. Y. Kovalev, et al. 2019. Microarcsecond VLBI Pulsar Astrometry with PSR $\pi$  II. Parallax Distances for 57 Pulsars. *Astrophys. J.* 875, no. 2 (April): 100. <https://doi.org/10.3847/1538-4357/ab11c7>. arXiv: 1808.09046 [astro-ph.IM].
- Ding, H., A. T. Deller, B. W. Stappers, T. J. W. Lazio, D. Kaplan, S. Chatterjee, W. Brisken, et al. 2023. The MSPSR $\pi$  catalogue: VLBA astrometry of 18 millisecond pulsars. *Mon. Not. R. Astron. Soc.* 519, no. 4 (March): 4982–5007. <https://doi.org/10.1093/mnras/stac3725>. arXiv: 2212.06351 [astro-ph.HE].
- Douchin, F., and P. Haensel. 2001. A unified equation of state of dense matter and neutron star structure. *Astron. Astrophys.* 380 (December): 151–167. <https://doi.org/10.1051/0004-6361:20011402>. arXiv: astro-ph/0111092 [astro-ph].
- Gaustad, John E., Peter R. McCullough, Wayne Rosing, and Dave Van Buren. 2001. A Robotic Wide-Angle H $\alpha$  Survey of the Southern Sky. *Publ. Astron. Soc. Pacific* 113, no. 789 (November): 1326–1348. <https://doi.org/10.1086/323969>. arXiv: astro-ph/0108518 [astro-ph].
- Gusakov, M. E. 2002. Neutrino emission from superfluid neutron-star cores: Various types of neutron pairing. *Astron. Astrophys.* 389 (July): 702–715. <https://doi.org/10.1051/0004-6361:20020602>. arXiv: astro-ph/0204334 [astro-ph].
- Gusakov, M. E., A. D. Kaminker, D. G. Yakovlev, and O. Y. Gnedin. 2004. Enhanced cooling of neutron stars via Cooper-pairing neutrino emission. *Astron. Astrophys.* 423 (September): 1063–1071. <https://doi.org/10.1051/0004-6361:200404002> [astro-ph].
- He, G., C. Y. Ng, and V. M. Kaspi. 2013. The Correlation between Dispersion Measure and X-Ray Column Density from Radio Pulsars. *Astrophys. J.* 768, no. 1 (May): 64. <https://doi.org/10.1088/0004-637X/768/1/64>. arXiv: 1303.5170 [astro-ph.HE].
- Heinke, Craig O., George B. Rybicki, Ramesh Narayan, and Jonathan E. Grindlay. 2006. A Hydrogen Atmosphere Spectral Model Applied to the Neutron Star X7 in the Globular Cluster 47 Tucanae. *Astrophys. J.* 644, no. 2 (June): 1090–1103. <https://doi.org/10.1086/503701>. arXiv: astro-ph/0506563 [astro-ph].
- Hernández-Pajares, M., J. M. Juan, J. Sanz, R. Orus, A. Garcia-Rigo, J. Felten, A. Komjathy, S. C. Schaer, and A. Krankowski. 2009. The IGS VTEC maps: a reliable source of ionospheric information since 1998. *Journal of Geodesy* 83, nos. 3–4 (March): 263–275. <https://doi.org/10.1007/s00190-009-0165-7>.
- HI4PI Collaboration, N. Ben Bekhti, L. Flöer, R. Keller, J. Kerp, D. Lenz, B. Winkel, et al. 2016. HI4PI: A full-sky H I survey based on EBHIS and GASS. *Astron. Astrophys.* 594 (October): A116. <https://doi.org/10.1051/0004-6361/201606175> [astro-ph.GA].
- Ho, Wynn C. G. 2007. Constraining the geometry of the neutron star RX J1856.5–3754. *Mon. Not. R. Astron. Soc.* 380, no. 1 (September): 71–77. <https://doi.org/10.1111/j.1365-2966.2007.12043.x>. arXiv: 0705.4543 [astro-ph].
- . 2014. NSMAXG: A new magnetic neutron star spectral model in XSPEC. In *Magnetic fields throughout stellar evolution*, edited by Pascal Petit, Moira Jardine, and Hendrik C. Spruit, 302:435–438. August. [https://doi.org/10.1017/9781107020715\\_11](https://doi.org/10.1017/9781107020715_11). arXiv: 1311.5583 [astro-ph.HE].
- Ho, Wynn C. G., Khaled Elshamouty, Craig O. Heinke, and Alexander Y. Potekhin. 2015. Tests of the nuclear equation of state and superfluid and superconducting gaps using the Cassiopeia A neutron star. *Phys. Rev. C* 91, no. 1 (January): 015806. <https://doi.org/10.1103/PhysRevC.91.015806>. arXiv: 1412.7759 [astro-ph.HE].
- Ho, Wynn C. G., Kostas Glampedakis, and Nils Andersson. 2012a. Erratum: Magnetars: super(ficially) hot and super(fluid) cool. *Mon. Not. R. Astron. Soc.* 425, no. 2 (September): 1600–1600. <https://doi.org/10.1111/j.1365-2966.2012.04156.x>.
- . 2012b. Magnetars: super(ficially) hot and super(fluid) cool. *Mon. Not. R. Astron. Soc.* 422, no. 3 (May): 2632–2641. <https://doi.org/10.1111/j.1365-2966.2011.1112.1415> [astro-ph.HE].
- Ho, Wynn C. G., and Craig O. Heinke. 2009. A neutron star with a carbon atmosphere in the Cassiopeia A supernova remnant. *Nature* 462, no. 7269 (November): 71–73. <https://doi.org/10.1038/nature08525>. arXiv: 0911.0672 [astro-ph.HE].
- Ho, Wynn C. G., David L. Kaplan, Philip Chang, Matthew van Adelsberg, and Alexander Y. Potekhin. 2007. Magnetic hydrogen atmosphere models and the neutron star RX J1856.5–3754. *Mon. Not. R. Astron. Soc.* 375, no. 3 (March): 821–830. <https://doi.org/10.1111/j.1365-2966.2006.11376.x>. arXiv: astro-ph/0612145 [astro-ph].
- Ho, Wynn C. G., Alexander Y. Potekhin, and Gilles Chabrier. 2008. Model X-Ray Spectra of Magnetic Neutron Stars with Hydrogen Atmospheres. *Astrophys. J. Suppl.* 178, no. 1 (September): 102–109. <https://doi.org/10.1086/589238>. arXiv: 0802.2957 [astro-ph].
- Hobbs, George, Richard N. Manchester, Alex Dunning, Andrew Jameson, Paul Roberts, Daniel George, J. A. Green, et al. 2020. An ultra-wide bandwidth (704 to 4 032 MHz) receiver for the Parkes radio telescope. *Publ. Astron. Soc. Australia* 37 (April): e012. <https://doi.org/10.1017/pasa.2020.2>. arXiv: 1911.00656 [astro-ph.IM].

- Hurley-Walker, N., J. R. Callingham, P. J. Hancock, T. M. O. Franzen, L. Hindson, A. D. Kapińska, J. Morgan, et al. 2017. GaLactic and Extragalactic All-sky Murchison Widefield Array (GLEAM) survey - I. A low-frequency extragalactic catalogue. *Mon. Not. R. Astron. Soc.* 464, no. 1 (January): 1146–1167. <https://doi.org/10.1093/mnras/stw2337>. arXiv: 1610.08318 [astro-ph.GA].
- Igoshev, Andrei P. 2020. The observed velocity distribution of young pulsars - II. Analysis of complete PSR $\pi$ . *Mon. Not. R. Astron. Soc.* 494, no. 3 (May): 3663–3674. <https://doi.org/10.1093/mnras/staa958>. arXiv: 2002.01367 [astro-ph.HE].
- Kaminker, A. D., D. G. Yakovlev, A. Y. Potekhin, N. Shibazaki, P. S. Shternin, and O. Y. Gnedin. 2006. Magnetars as cooling neutron stars with internal heating. *Mon. Not. R. Astron. Soc.* 371, no. 1 (September): 477–483. <https://doi.org/10.1111/j.1365-2966.2006.10680.x>. arXiv: astro-ph/0605449 [astro-ph].
- Kantor, E. M., and M. E. Gusakov. 2007. The neutrino emission due to plasmon decay and neutrino luminosity of white dwarfs. *Mon. Not. R. Astron. Soc.* 381, no. 4 (November): 1702–1710. <https://doi.org/10.1111/j.1365-2966.2007.12342.x>. arXiv: 0708.2093 [astro-ph].
- Lattimer, James M., C. J. Pethick, Madappa Prakash, and Pawel Haensel. 1991. Direct URCA process in neutron stars. *Phys. Rev. Lett.* 66, no. 21 (May): 2701–2704. <https://doi.org/10.1103/PhysRevLett.66.2701>.
- Leinson, L. B. 2010. Neutrino emission from triplet pairing of neutrons in neutron stars. *Phys. Rev. C* 81, no. 2 (February): 025501. <https://doi.org/10.1103/PhysRevC.81.025501>. arXiv: 0912.2164 [astro-ph.SR].
- Luo, Jing, Scott Ransom, Paul Demorest, Paul S. Ray, Anne Archibald, Matthew Kerr, Ross J. Jennings, et al. 2021a. PINT: A Modern Software Package for Pulsar Timing. *Astrophys. J.* 911, no. 1 (April): 45. <https://doi.org/10.3847/1538-4357/ab260f>. arXiv: 2012.00074 [astro-ph.IM].
- . 2021b. PINT: A Modern Software Package for Pulsar Timing. *Astrophys. J.* 911, no. 1 (April): 45. <https://doi.org/10.3847/1538-4357/abe62f>. arXiv: 2012.00074 [astro-ph.IM].
- Luo, Jing, Scott Ransom, Paul Demorest, Rutger van Haasteren, Paul Ray, Kevin Stovall, Matteo Bachetti, et al. 2019. PINT: High-precision pulsar timing analysis package (February): ascl:1902.007.
- Martín, Jonatan, Diego F. Torres, and Giovanna Pedalotti. 2016. Molecular environment, reverberation, and radiation from the pulsar wind nebula in CTA 1. *Mon. Not. R. Astron. Soc.* 459, no. 4 (July): 3868–3879. <https://doi.org/10.1093/mnras/stw684>. arXiv: 1603.09328 [astro-ph.HE].
- Mayer, Martin G. F., and Werner Becker. 2024. Searching for X-ray counterparts of unassociated Fermi-LAT sources and rotation-powered pulsars with SRG/eROSITA. *Astron. Astrophys.* 684 (April): A208. <https://doi.org/10.1051/0004-6361/202447862>. arXiv: 2401.17295 [astro-ph.HE].
- McGowan, K. E., S. Zane, M. Cropper, W. T. Vestrand, and C. Ho. 2006. Evidence for Surface Cooling Emission in the XMM-Newton Spectrum of the X-Ray Pulsar PSR B2334+61. *Astrophys. J.* 639, no. 1 (March): 377–381. <https://doi.org/10.1086/497327>. arXiv: astro-ph/0508439 [astro-ph].
- McLaughlin, M. A., Z. Arzoumanian, J. M. Cordes, D. C. Backer, A. N. Lommen, D. R. Lorimer, and A. F. Zepka. 2002. PSR J1740+1000: A Young Pulsar Well Out of the Galactic Plane. *Astrophys. J.* 564, no. 1 (January): 333–342. <https://doi.org/10.1086/324151>. arXiv: astro-ph/0106371 [astro-ph].
- Morello, V., E. D. Barr, S. Cooper, M. Bailes, S. Bates, N. D. R. Bhat, M. Burgay, et al. 2019. The High Time Resolution Universe survey - XIV. Discovery of 23 pulsars through GPU-accelerated reprocessing. *Mon. Not. R. Astron. Soc.* 483, no. 3 (March): 3673–3685. <https://doi.org/10.1093/mnras/sty3328>. arXiv: 1811.04929 [astro-ph.IM].
- Mori, Kaya, and Wynn C. G. Ho. 2007. Modelling mid-Z element atmospheres for strongly magnetized neutron stars. *Mon. Not. R. Astron. Soc.* 377, no. 2 (May): 905–919. <https://doi.org/10.1111/j.1365-2966.2007.11663.x>. arXiv: astro-ph/0611145 [astro-ph].
- Motch, C., V. E. Zavlin, and F. Haberl. 2003. The proper motion and energy distribution of the isolated neutron star <ASTROBJ>RX J0720.4-3125</ASTROBJ>. *Astron. Astrophys.* 408 (September): 323–330. <https://doi.org/10.1051/0004-6361/200319762>. arXiv: astro-ph/0305016 [astro-ph].
- Noll, Carey E. 2010. The crustal dynamics data information system: A resource to support scientific analysis using space geodesy. *Advances in Space Research* 45, no. 12 (June): 1421–1440. <https://doi.org/10.1016/j.asr.2010.01.018>.
- Page, Dany, and James H. Applegate. 1992. The Cooling of Neutron Stars by the Direct URCA Process. *Astrophys. J. Lett.* 394 (July): L17. <https://doi.org/10.1086/180001>.
- Page, Dany, James M. Lattimer, Madappa Prakash, and Andrew W. Steiner. 2004. Minimal Cooling of Neutron Stars: A New Paradigm. *Astrophys. J. Suppl.* 155, no. 2 (December): 623–650. <https://doi.org/10.1086/424844>. arXiv: astro-ph/0403657 [astro-ph].
- Pavlov, G. G., Y. A. Shibano, V. E. Zavlin, and R. D. Meyer. 1995. Neutron Star Atmospheres. In *The lives of the neutron stars*, edited by M. A. Alpar, U. Kiziloglu, and Jan van Paradijs, 450–71. NATO Advanced Study Institute (ASI) Series C. January.
- Pearson, J. M., N. Chamel, A. Y. Potekhin, A. F. Fantina, C. Ducoin, A. K. Dutta, and S. Goriely. 2018. Unified equations of state for cold non-accreting neutron stars with Brussels-Montreal functionals - I. Role of symmetry energy. *Mon. Not. R. Astron. Soc.* 481, no. 3 (December): 2994–3026. <https://doi.org/10.1093/mnras/sty2413>. arXiv: 1903.04981 [astro-ph].
- Pol, Nihan, Sarah Burke-Spolaor, Natasha Hurley-Walker, Harsha Blumer, Simon Johnston, Michael Keith, Evan F. Keane, et al. 2021. The Location of Young Pulsar PSR J0837-2454: Galactic Halo or Local Supernova Remnant? *Astrophys. J.* 911, no. 2 (April): 121. <https://doi.org/10.3847/1538-4357/ab260f>. arXiv: 2007.11680 [astro-ph.HE].
- Potekhin, A. Y., and G. Chabrier. 2018. Magnetic neutron star cooling and microphysics. *Astron. Astrophys.* 609 (January): A74. <https://doi.org/10.1051/0004-6361/1711.07662>. arXiv: 1711.07662 [astro-ph.HE].
- Potekhin, A. Y., V. F. Suleimanov, M. van Adelsberg, and K. Werner. 2012. Radiative properties of magnetic neutron stars with metallic surfaces and thin atmospheres. *Astron. Astrophys.* 546 (October): A121. <https://doi.org/10.1051/0004-6361/1208.6582>. arXiv: 1208.6582 [astro-ph.HE].
- Potekhin, A. Y., D. A. Zyuzin, D. G. Yakovlev, M. V. Beznogov, and Yu A. Shibano. 2020. Thermal luminosities of cooling neutron stars. *Mon. Not. R. Astron. Soc.* 496, no. 4 (August): 5052–5071. <https://doi.org/10.1093/mnras/staa2006>. arXiv: 2006.15004 [astro-ph.HE].
- Potekhin, A. Yu. 2014. Atmospheres and radiating surfaces of neutron stars. *Physics Uspekhi* 57, no. 8 (August): 735–770. <https://doi.org/10.3367/UFNe.0184.2014.0311>. arXiv: 1406.0078 [astro-ph.SR].
- Potekhin, Alexander Y., José A. Pons, and Dany Page. 2015. Neutron Stars—Cooling and Transport. *Sp. Sci. Rev.* 191, nos. 1–4 (October): 239–291. <https://doi.org/10.1007/s11207-015-0786-2>. arXiv: 1507.06186 [astro-ph.HE].
- Ransom, Scott M., Stephen S. Eikenberry, and John Middleditch. 2002. Fourier Techniques for Very Long Astrophysical Time-Series Analysis. *Astronomical J.* 124, no. 3 (September): 1788–1809. <https://doi.org/10.1086/342285>. arXiv: astro-ph/0204349 [astro-ph].
- Schwenk, Achim, Bengt Friman, and Gerald E. Brown. 2003. Renormalization group approach to neutron matter: quasiparticle interactions, superfluid gaps and the equation of state. *Nucl. Phys. A* 713, nos. 1–2 (January): 191–216. [https://doi.org/10.1016/S0375-9474\(02\)01290-3](https://doi.org/10.1016/S0375-9474(02)01290-3). arXiv: nucl-th/0207004 [nucl-th].
- Shternin, P., A. Kirichenko, D. Zyuzin, M. Yu, A. Danilenko, M. Voronkov, and Yu. Shibano. 2019. Tracking the Footprints of the Radio Pulsar B1727-47: Proper Motion, Host Supernova Remnant, and the Glitches. *Astrophys. J.* 877, no. 2 (June): 78. <https://doi.org/10.3847/1538-4357/ab1905>. arXiv: 1904.06368 [astro-ph.HE].
- Shternin, Peter S., Marcello Baldo, and Pawel Haensel. 2018. In-medium enhancement of the modified Urca neutrino reaction rates. *Physics Letters B* 786 (November): 28–34. <https://doi.org/10.1016/j.physletb.2018.09.035>. arXiv: 1807.06569 [astro-ph.HE].

- Skiathas, Dimitrios, and Konstantinos N. Gourgouliatos. 2024. Combined magnetic field evolution in neutron star cores and crusts: ambipolar diffusion, Hall effect, and Ohmic dissipation. *Mon. Not. R. Astron. Soc.* 528, no. 3 (March): 5178–5188. <https://doi.org/10.1093/mnras/stae190>. arXiv: 2401.08979 [astro-ph.HE].
- Sotomayor-Beltran, C., C. Sobey, J. W. T. Hessels, G. de Bruyn, A. Noutsos, A. Alexov, J. Anderson, et al. 2013. Calibrating high-precision Faraday rotation measurements for LOFAR and the next generation of low-frequency radio telescopes. *Astron. Astrophys.* 552 (April): A58. <https://doi.org/10.1051/0004-6361/201220728>. arXiv: 1303.6230 [astro-ph.IM].
- Susobhanan, Abhimanyu, David Kaplan, Anne Archibald, Jing Luo, Paul Ray, Timothy Pennucci, Scott Ransom, et al. 2024. PINT: Maximum-likelihood estimation of pulsar timing noise parameters, arXiv: 2405.01977 [astro-ph.IM].
- Takatsuka, T., and R. Tamagaki. 2004. Baryon Superfluidity and Neutrino Emissivity of Neutron Stars. *Progress of Theoretical Physics* 112, no. 1 (July): 37–72. <https://doi.org/10.1143/PTP.112.37>. arXiv: nucl-th/0402011 [nucl-th].
- Thébault, Erwan, Christopher C. Finlay, Ciarán D. Beggan, Patrick Alken, Julien Aubert, Olivier Barrois, Francois Bertrand, et al. 2015. International Geomagnetic Reference Field: the 12th generation. *Earth, Planets and Space* 67 (May): 79. <https://doi.org/10.1186/s40623-015-0228-9>.
- van Adelsberg, Matthew, Dong Lai, Alexander Y. Potekhin, and Phil Arras. 2005. Radiation from Condensed Surface of Magnetic Neutron Stars. *Astrophys. J.* 628, no. 2 (August): 902–913. <https://doi.org/10.1086/430871>. arXiv: astro-ph/0406001 [astro-ph].
- Verner, D. A., G. J. Ferland, K. T. Korista, and D. G. Yakovlev. 1996. Atomic Data for Astrophysics. II. New Analytic FITS for Photoionization Cross Sections of Atoms and Ions. *Astrophys. J.* 465 (July): 487. <https://doi.org/10.1086/177435>. arXiv: astro-ph/9601009 [astro-ph].
- Viganò, D., N. Rea, J. A. Pons, R. Perna, D. N. Aguilera, and J. A. Miralles. 2013. Unifying the observational diversity of isolated neutron stars via magneto-thermal evolution models. *Mon. Not. R. Astron. Soc.* 434, no. 1 (September): 123–141. <https://doi.org/10.1093/mnras/stt1008>. arXiv: 1306.2156 [astro-ph.SR].
- Wilms, J., A. Allen, and R. McCray. 2000. On the Absorption of X-Rays in the Interstellar Medium. *Astrophys. J.* 542 (October): 914–924. <https://doi.org/10.1086/317016>. eprint: astro-ph/0008425.
- Yao, J. M., R. N. Manchester, and N. Wang. 2017. A New Electron-density Model for Estimation of Pulsar and FRB Distances. *Astrophys. J.* 835, no. 1 (January): 29. <https://doi.org/10.3847/1538-4357/835/1/29>. arXiv: 1610.09448 [astro-ph.GA].
- Yar-Uyaniker, Aylin, Bülent Uyaniker, and Roland Kothes. 2004. Distance of Three Supernova Remnants from H I Line Observations in a Complex Region: G114.3+0.3, G116.5+1.1, and CTB 1 (G116.9+0.2). *Astrophys. J.* 616, no. 1 (November): 247–256. <https://doi.org/10.1086/424794>. arXiv: astro-ph/0408386 [astro-ph].