

# COMBINATORICS OF GENERIC 5-DEGREE POLYNOMIALS

YURY KOCHETKOV

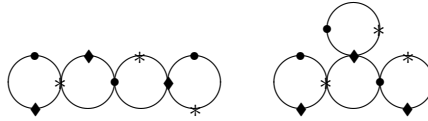
ABSTRACT. We consider the space  $P$  of generic complex 5-degree polynomials. Critical values of such polynomial, i.e. four points in the complex plane, either are vertices of a convex quadrangle  $Q$ , or vertices of a triangle  $T$  with one point inside  $T$ . The inverse image of  $Q$  is a tree-like connected structure of five ovals (a cactus). The inverse image of  $T$  is also a cactus, but of four ovals. Transformations of cacti of the first type into cacti of the second type and vice versa allow one to represent the space  $P$  as a ribbon bipartite graph of genus 3.

## 1. INTRODUCTION

Let  $U$  be the set of critical values of a complex rational function  $f$  and let  $O$  be an oval, such that  $U \subset O$ . The inverse image  $C = f^{-1}(O)$  is a collection of ovals, where each two ovals from  $C$  are either disjoint, or intersect in critical points of  $f$ . W.Thurston (W.Thurston 2010, see also [1]) gave the description of  $C$  in the case of a generic rational  $f$  and call  $C$  the *shape* of  $f$ .

Now let  $f$  be a generic complex polynomial  $f$  of degree  $n$ . Here  $C$  is a collection of  $n$  ovals, each two of them are either disjoint, or have exactly one common point — a critical point of  $f$ . Thus, we can consider the following combinatorial object — a connected tree-like collection of  $n$  ovals, where: a) any two ovals have either one common point and touch externally, or are disjoint; b) a common point is a common point of exactly two ovals; c) each oval have  $n - 1$  marked labelled points, where the cyclic order of labels is the same in all ovals; d) a common point of two ovals is a marked point; e) two different common points have different labels. Such construction will be called a combinatorial  $n$ -cactus.

**Example.** There are two combinatorial 4-cacti:



If  $p \in \mathbb{C}[z]$  is a generic polynomial of degree  $n$ , then there are  $n - 1$  points in its set  $U$ . If  $O$  is a closed Jordan curve that pass through every points of  $U$ , then  $p^{-1}(O)$  is a combinatorial  $n$ -cactus. However, different choices of  $O$  can give us all combinatorial cacti. Thus, we must study those situations, where the curve  $O$  can be defined in some unique way.

*Remark.* An obvious solution is to study the space  $M$  of degree  $n$  complex polynomials with exactly three critical values. Then we can represent  $M$  as a 3-valent graph (see [2]). But such polynomials are not generic.

Let now  $p \in \mathbb{C}[z]$  be a generic 5-degree polynomial. Its critical points  $z_1, z_2, z_3, z_4$  are pairwise different and have multiplicity 2. Critical values  $u_1, u_2, u_3, u_4$ ,  $u_i = p(z_i)$ ,  $i = 1, \dots, 4$ , are pairwise different and no three of them belong to one line. Either points  $u_i$ ,  $i = 1, \dots, 4$ , are vertices of a convex quadrangle  $Q$  — the first case, or three points are vertices of a triangle  $T$  and the fourth is inside it — the second case.

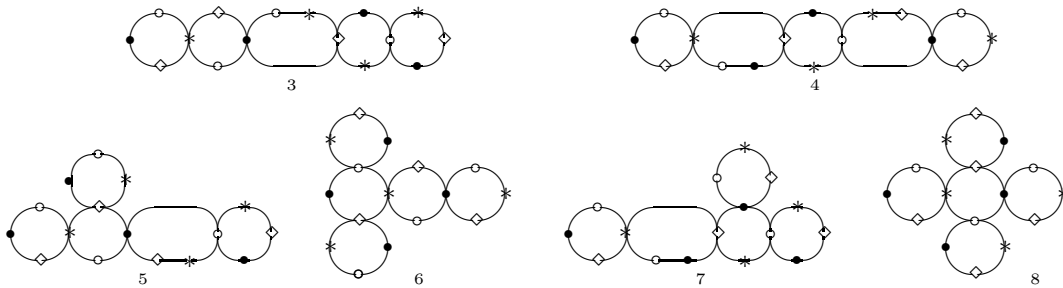
1.1. **The first case.** Here the inverse image  $p^{-1}(Q)$  is a combinatorial 5-cactus.

We will denote points  $u_1, u_2, u_3, u_4$  (and their inverse images) by symbols  $*$ ,  $\circ$ ,  $\bullet$  and  $\diamond$ , respectively, and we will fix the cyclic order of points  $u_i$  in  $Q$ :

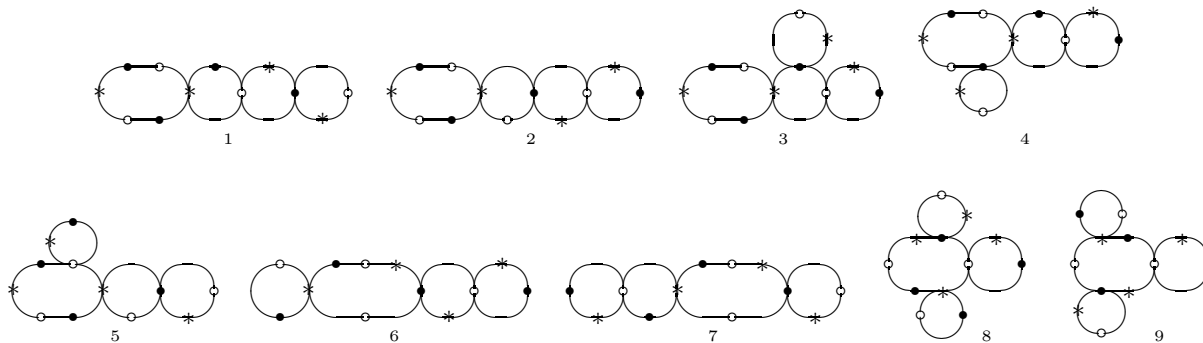


There are eight different cacti of the first type:





1.2. **The second case.** Here points  $u_1, u_2, u_3$  are vertices of the triangle  $T$  and the point  $u_4$  is inside  $T$ . The inverse image  $p^{-1}(T)$  is a cactus of four ovals — three "small" and one "big". The border of each small oval contains an inverse image of  $u_1$ , an inverse image of  $u_2$  and an inverse image of  $u_3$ , and inside each small oval is an inverse image of  $u_4$  (not  $z_4$ ). The border of the big oval contains six points: two inverse images of  $u_1$ , two inverse images of  $u_2$  and two inverse images of  $u_3$ . Point  $z_4$  is inside the big oval. There are nine cacti of the second type:



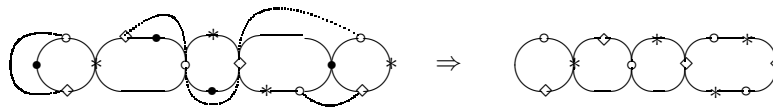
Now we will describe how to transform a cactus of the first type into a cactus of the second type and vice versa.

2. TRANSFORMATION 1

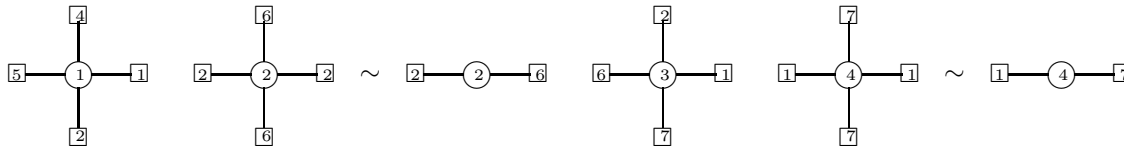
Each first type cactus in four ways can be transformed into a second type cactus. We choose a vertex in the quadrangle  $Q$  and connect the previous and the next vertices by an arc in the exterior of  $Q$ :

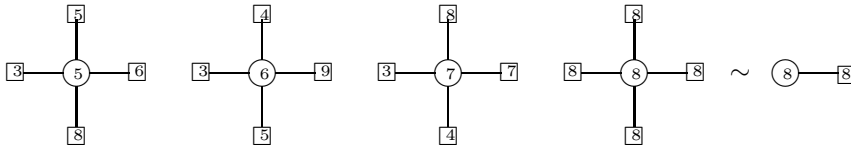


Thus obtained figure can be considered as a "triangle"  $\tilde{T}$ , where the chosen vertex is inside it. The inverse image of  $\tilde{T}$  is a cactus of the second type. For example,



Thus, given a first type cactus, we can construct four second type cacti. Moreover, a cyclic order of vertices in the given first type cactus induces the same cyclic order in the set of (constructed from it) second type cacti. In the following figures the number of a first type cactus is in a circle and numbers of constructed cacti — in squares (in the counter clockwise order).



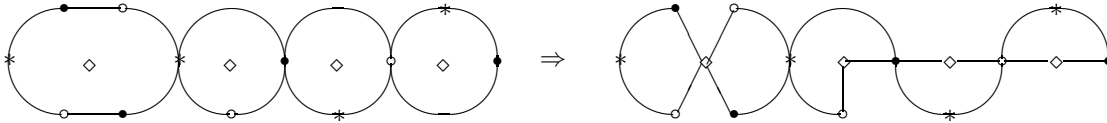


3. TRANSFORMATION 2

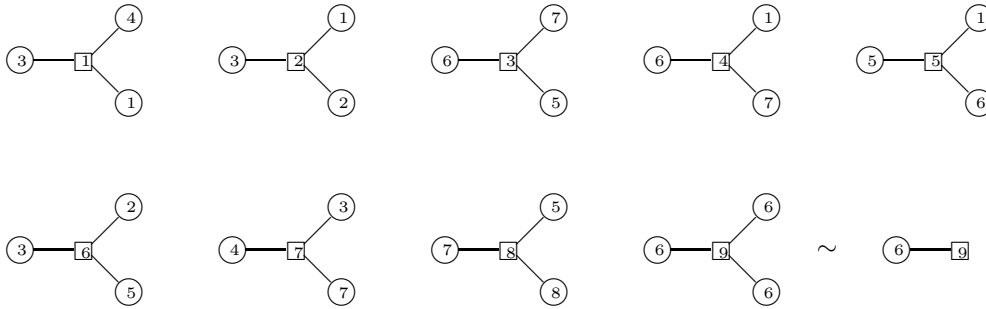
Each second type cactus in three ways can be transformed into first type cacti: we delete an edge in the triangle  $T$  and endpoints of this edge connect by arcs with the point  $u_i$  inside:



The corresponding transformation of the cactus is performed in the following way: in each oval we delete an arc between vertices  $\circ$  and  $\bullet$  and these vertices we connect with the vertex  $\diamond$  inside:



Thus, given a second type cactus, we can construct three first type cacti. Moreover, a cyclic order of vertices in the given second type cactus induces the same cyclic order in the set of (constructed from it) first type cacti. In the following figures the number of a second type cactus is in a square and numbers of constructed cacti — in circles (in the counter clockwise order).



4. THE RIBBON GRAPH

Now we can construct a ribbon bipartite graph, where the first type cacti are white vertices and the second type cacti — black. In each vertex of the graph the cyclic order of outgoing edges is defined. Each closed loop, where edges are to the left of our walk, defines a face of the graph. Below is the list of closed loops, where numbers of the first type cacti are in circles and numbers of the second type cacti — in squares:

$$\dots \rightarrow [2] \rightarrow (1) \rightarrow [1] \rightarrow (4) \rightarrow [7] \rightarrow (7) \rightarrow [8] \rightarrow (8) \rightarrow [8] \rightarrow (5) \rightarrow [6] \rightarrow (2) \rightarrow [2] \rightarrow (1) \rightarrow \dots$$

$$\begin{aligned} \dots \rightarrow [1] \rightarrow (1) \rightarrow [4] \rightarrow (6) \rightarrow [3] \rightarrow (5) \rightarrow [8] \rightarrow (7) \rightarrow [3] \rightarrow (6) \rightarrow [5] \rightarrow (1) \rightarrow [2] \rightarrow (3) \rightarrow \\ \rightarrow [6] \rightarrow (5) \rightarrow [5] \rightarrow (6) \rightarrow [9] \rightarrow (6) \rightarrow [4] \rightarrow (7) \rightarrow [7] \rightarrow (3) \rightarrow [1] \rightarrow (1) \rightarrow \dots \end{aligned}$$

$$\dots \rightarrow [4] \rightarrow (1) \rightarrow [5] \rightarrow (5) \rightarrow [3] \rightarrow (7) \rightarrow [4] \rightarrow (1) \rightarrow \dots$$

$$\dots \rightarrow [2] \rightarrow (2) \rightarrow [6] \rightarrow (3) \rightarrow [7] \rightarrow (4) \rightarrow [1] \rightarrow (3) \rightarrow [2] \rightarrow (2) \rightarrow \dots$$

As there are 17 vertices, 25 edges and 4 faces, then our ribbon graph can be embedded in a surface of genus 3.

## REFERENCES

- [1] S.Koch and T.Lei, *On balanced planar graphs, following W. Thurston*, Arxiv: 1502.04760.
- [2] Yu. Kochetkov, *Zolotarev polynomials of degree 5, 6 and 7 with simple critical points and their moduli spaces*, Arxiv: 2208.02969.

*Email address:* yukochetkov@hse.ru, yuyukochetkov@gmail.com