

Two-point stress approximation: A simple and robust finite volume method for linearized (poro-)mechanics and Stokes flow

Jan Martin Nordbotten^{1,2} & Eirik Keilegavlen¹

1: Center for Modeling of Coupled Subsurface Dynamics,
Department of Mathematics, University of Bergen
Norway

2: Norwegian Research Center (NORCE)
Bergen, Norway

Abstract

We construct a simple and robust finite volume discretization for linearized mechanics, Stokes and poromechanics, based only on co-located, cell-centered variables. The discretization has a minimal stencil, using only the two neighboring cells to a face to calculate numerical stresses and fluxes.

We fully justify the method theoretically in terms of stability and convergence, both of which are robust in terms of the material parameters. Numerical experiments support the theoretical results, and shed light on grid families not explicitly treated by the theoretical results.

1. Introduction

There are strong similarities between the Laplace equation and the equilibrium equations of linearized elasticity, both superficially and in the sense of deep mathematical structures of relevance for the development numerical methods (see e.g. [1, 2]). Despite these similarities, while simple and robust discretizations of the Laplace equations are abundant and appear as canonical examples in any introductory textbook on discretizations of partial differential equations, the situation is much less straightforward for linearized elasticity. This paper addresses this gap by providing a simple and robust finite volume discretization applicable to elasticity, Cosserat materials, and poromechanics. As a corollary, it is also well suited as a co-located finite volume method for Stokes' equations.

The challenge of discretizing the equilibrium equations of linearized elasticity appears when considering the simplest form of these equations, namely [3]

$$\nabla \cdot (2\mu\epsilon(u)) + \nabla(\lambda\nabla \cdot u) = f^u \quad (1.1)$$

Here u is displacement, μ and λ are Lamé parameters, and $\epsilon(u)$ is the linearized strain tensor, which we will refer to as the “symmetric gradient”. When applying classical finite elements to discretize equation (1.1), the resulting method is not robust in the limit of incompressible materials, where $\lambda \rightarrow \infty$. Moreover, when coupling equation (1.1) to a porous or thermal material, instabilities appear when using lowest-order finite elements [4]. The situation is hardly better when considering finite volume or finite element methods, where the simplest stencils (e.g. five-point and seven-point stencils on logically Cartesian grids in 2D and 3D) cannot be constructed to provide a consistent discretization of $\epsilon(u)$.

As a result, a large literature has developed considering more complex discretization methods for linearized elasticity, of which we mention as examples stabilized finite element methods and mixed finite element methods (see an extensive survey in chapters 8 and 9 of [5], respectively), finite volume methods with larger stencils [6, 7, 8, 9], face-staggered variables [10] or nodal-staggered variables [11, 12].

In this paper we take a different approach. By considering an extended formulation of elasticity, we are able to provide a finite volume discretization that is both simple (in terms of the size of the discretization stencil) and robust (in terms of permissible grids and material parameters), as we make precise below.

Our development is based on combining two key insights. Firstly, we relax the symmetry of the stress tensor by extending the equations of elasticity to allow for so-called micro-polar rotations. This leads to a so-called Cosserat materials, where the formulation does not explicitly contain the symmetric gradient $\epsilon(u)$ (see the classic work by the Cosserat brothers [13]). The advantage of a “Cosserat-type” formulation lies in the

elegant connections to scalar-valued calculus [14, 15], which has proved to simplify the construction of numerical discretizations [15, 2, 16]. Secondly, by explicitly representing the solid mass density as an independent variable, we obtain robustness for incompressible materials (see [17] for a classical review of this idea). The solid mass density as an independent variable is also beneficial to obtain an algebraic coupling to e.g. poromechanics [18]. We make the observation that the combination of these two perspectives results in a system of equations that can be manipulated in terms of a finite volume structure, with constitutive laws that only contain directional derivatives. This is the key observation that allows for the derivation of simple, consistent and robust finite volume methods.

To make the introductory comments more precise, we will consider an extended system of coupled partial differential equations modeling poromechanics on a domain Ω . For introductory texts to mechanics and poromechanics, we recommend the books of Temam and Miramville [3] and Coussy [19], respectively, which both follow a notation not dissimilar from ours.

As state variables, we consider a (macroscopic) deformation u is seen from a Lagrangian perspective, a (microscale) solid rotation r_s , a solid mass density ρ'_s and the fluid pressure w [while the convention on variable names is modified to avoid duplicity, the notation below with respect to operators is standard in the analysis of elasticity]. [For a general review of the notation, and in particular the asymmetry operators S and S^* , see Appendix A0]:

Balance of linear momentum σ :

$$\nabla \cdot \sigma = f^u \quad (1.2a)$$

Balance of angular momentum ν in terms of Lamé parameter μ :

$$\nabla \cdot \nu - S(\mu^{-1}\sigma) = 2f^r \quad (1.2b)$$

Conservation of solid mass:

$$\nabla \cdot u - \rho'_s = f^p \quad (1.2c)$$

Conservation of fluid mass in terms of a Biot modulus ϑ and fluid compressibility η_w :

$$\nabla \cdot \chi + \frac{\partial}{\partial t}(\vartheta\rho'_s + \eta_w w) = f^w \quad (1.2d)$$

For the sake of generality, we have retained right-hand side terms in all of equations (1.2), however in practice, one will often expect $f^r = f^p = 0$.

These balance equations are complemented by the linear constitutive laws:

Hooke's law in terms of Lamé parameters μ and λ :

$$\sigma = \mu(2\nabla u + S^*r_s) + \lambda I\rho'_s - \vartheta Iw \quad (1.3a)$$

Cosserat model for couple stress in terms of a length scale ℓ :

$$v = 2\ell^2 \nabla r_s \quad (1.3b)$$

Darcy's law with permeability κ and gravitational potential h :

$$\chi = -\kappa \nabla (w + h) \quad (1.3c)$$

The governing equations above must be complemented by boundary conditions. In principle, these can be of Dirichlet, Neumann or Robin type, with one boundary condition for each constitutive law. We write this compactly by introducing the boundary functions $b^u, b^r, b^w : \partial\Omega \rightarrow [0, \infty]$, defined on $\partial\Omega$. Then for given boundary data g^u, g^r and g^w , and an outer normal vector n , we state boundary conditions in terms of the normal components of equations (1.3):

Displacement-stress boundary conditions:

$$b^u (\sigma \cdot n - g^u) = 2\mu (g^u - u) \quad (1.4a)$$

Rotation-couple stress boundary conditions:

$$b^r (v \cdot n - 2g^r) = 2\ell^2 (g^r - r_s) \quad (1.4a)$$

Fluid pressure-flux boundary conditions:

$$b^w (\chi \cdot n - g^w) = \kappa (g^w - (w + h)) \quad (1.4c)$$

The functions b in general define Robin-type boundary conditions, while Dirichlet conditions are obtained for $b = 0$ and Neumann conditions are obtained for $b = \infty$. We note that by considering b^u a symmetric, non-negative definite matrix-valued function, equation (1.3a) allows for so-called rolling boundary conditions, wherein the motion is constrained to lie on a lower-dimensional manifold.

An important observation is that the above general system of equations (1.2-1.4) is the common building block for several major field theories, which are often treated separately. We make this observation precise with the following remarks:

Remark 1.1 [Linearized elasticity, $\ell = \vartheta = f^r = 0$]: In the ‘‘Cauchy limit’’ of scale separation, the length scale $\ell = 0$, and equation (1.3b) implies that $\tau = 0$. Thus r becomes a Lagrange multiplier, and equation (1.2b) simplifies to the condition that the stress tensor σ is symmetric.

$$S\sigma = 0 \quad (1.5)$$

Eliminating further the porous structure by setting $\varrho = 0$, equations (1.2a), (1.2c), (1.3a) and (1.3b) are the Hellinger-Reissner formulation of linearized elasticity [20]. This model can be simplified further, by noting that by inserting equation (1.3a) in equation (1.2b), we obtain $S(2\nabla u + S^*r_s) = 0$. Since the symmetry operator satisfies $SS^*r_s = 2r_s$, this implies that

$$r_s = -S\nabla u \quad (1.6)$$

By eliminating the solid mass density ρ'_s using equation (1.2c), and the rotation stress according to equation (1.6), the Hellinger-Reissner formulation of linearized elasticity simplifies to the familiar form of elasticity expressed in terms of only displacement as a primary variable, given by equation (1.1). and Hooke's law written explicitly in terms of displacement only:

$$\sigma = 2\mu\varepsilon(u) + \lambda I\nabla \cdot u \quad (1.7)$$

where:

$$\varepsilon(u) = \frac{\nabla u + \nabla u^T}{2} \quad (1.8)$$

By substituting equation (1.7) into equation (1.2a), we recover the simplest form of linearized elasticity stated already in equation (1.1).

Remark 1.2 [Stokes, $\ell = \vartheta = f^r = f^p = 0$, $\lambda \rightarrow \infty$]: The steady-state Stokes equations are identical to the isotropic equations of linearized elasticity, with the interpretation of u as a velocity [3]. For the Stokes equations, the incompressible limit is considered particularly important, i.e. $\lambda^{-1} \rightarrow 0$. When taking this limit, one changes variable from solid mass density ρ'_s to the pressure $p = \rho'_s \lambda$. With this change of variables, the constitutive law (1.3a) takes the λ -independent form:

$$\sigma = 2\mu\varepsilon(u) + pI \quad (1.9)$$

At the same time, the mass conservation equation becomes

$$\nabla \cdot u = \lambda^{-1}p \rightarrow 0 \quad (1.10)$$

The Stokes equations thus appears from equations (1.2a), (1.9) and (1.10) by formally considering the limit $\lambda^{-1} = 0$, and eliminating the stress variable:

$$\nabla \cdot (2\mu\varepsilon(u)) + \nabla p = f^u \quad (1.11a)$$

$$\nabla \cdot u = 0 \quad (1.11b)$$

A well-known algebraic calculation also gives the identity that $\nabla u^T = I\nabla \cdot u = 0$, thus for incompressible flows, the further simplification $\varepsilon(u) = \frac{1}{2}\nabla u$ is sometimes employed.

Remark 1.3 [Micropolar elasticity, $\vartheta = 0$]: Without the porous structure ($\vartheta = 0$), equations (1.2-1.3), with $\ell > 0$, are a subset of what is known as an isotropic Cosserat materials among mathematicians [21, 22, 23], and as micropolar materials in the engineering community [24]. They are characterized by the presence of a “couple stress” variable τ , which depends on small-scale fluctuations in material polarity. As such, it is natural to identify ℓ as the “small” length scale of the problem, which is consistent with

the fact that it has units of length. Micropolar materials can be considered as a prototype for two-scale modeling of mechanics.

Remark 1.4 [Poromechanics]: Equations (1.2-1.3), with $\vartheta > 0$, are the linearized equations for poromechanics [19]. Indeed, the change in solid mass density ρ'_s is the coupling variable from the mechanical deformation to fluid flow. On the other hand, the fluid pressure enters the constitutive law (1.3a) completely analogously to the solid pressure $\lambda\rho'_s$. When considering a time-discrete formulation, the permeability κ gets multiplied by the time-step, and from the discretization point of view it is therefore important to allow for the limit of $\kappa \rightarrow 0$ to avoid any time-step constraints [7]. We will elaborate on this model in sections 2 and 4.

Remark 1.5 [Thermomechanics]: By relabeling w as enthalpy, we recognize that equation (1.2d) corresponds to conservation of energy while equation (1.3c) corresponds to Fourier's law [25]. The results of the present paper thus equally well apply to thermomechanics as poromechanics.

Remark 1.6 [Porous media flow]: While it is not the primary emphasis of this paper, it is clear that if $\vartheta = 0$, as discussed in Remarks 1.1 and 1.3, the problem decomposes and one may still consider the equations of fluid mass conservation (1.2d) and Darcy's law (1.3c) as a model of flow in porous media [26]. Finite volume methods for this subsystem are well studied [27, 28], and the methods proposed in this paper are an extension of the so-called "two-point flux approximation", which is the standard method employed in the majority of academic and commercial codes for flow in geological porous media [29, 30, 31].

In view of the above, we make the following definition:

Definition 1.7 [Robust]: We reserve the word *robust* to imply any result that is valid for all limiting models discussed in Remarks 1.1 to 1.6, with degenerate parameters allowed as constrained by the Assumptions stated in section 2.2. Moreover, a *robust discretization*, is robust independent of a (sufficiently small) grid parameter δ .

Our contributions in this paper can then be summarized as follows:

1. An algebraic reformulation of equations (1.2-1.4) into a conservation form well suited for finite volume discretization, given as equations (2.4-2.6) below.
2. *Robust* well-posedness theory for the extended equations of linearized micropolar elasticity given in equations (2.4-2.6).
3. A *robust* "two-point stress" finite volume approximation to equations (2.4-2.6), applicable to simplicial, Cartesian, and polyhedral grids. The proposed discretization has the following properties:
 - a. The discrete system of equations is formulated only in terms of cell-centered primary variables.

- b. Stresses and fluxes across a face depend algebraically on only the two cells neighboring that face.
 - c. The discrete system of equations arising from the finite volume structure has minimum matrix fill-in, in the sense that only cells sharing a face interact. As an example, this leads to 5-point and 7-point stencils in 2D and 3D on Cartesian grids.
4. Numerical analysis proving the *robust* stability of the discretization on large class of grids.
 5. Numerical analysis proving the *robust* convergence of the discretization on grids possessing a “face orthogonal” property.
 6. Numerical examples providing insight into the performance of the method in practice.

The rest of the paper is structured as follows. We continue this introduction with a concise review of the grid definitions and function spaces used in this work. In section 2, we provide the reformulation of equations (1.2-1.4) into the model equations for discretization, with associated assumptions on the material parameters. Section 3 details the main contribution of this paper, which is the two-point stress approximation for the elastic sub-system. Section 4 provides the details for integrating the discretization of the elastic sub-system into a poromechanical discretization. Section 5 gives the theoretical justification for both the continuous and discrete form of the equations. Section 6 provides numerical verification of the proposed method and theoretical results. Brief concluding remarks are included in Section 7. The paper contains appendixes with detailed derivation of the method and an extended definition of the operators used in this work.

1.1 Notation

Herein, we give an overview of the notational conventions used in the manuscript.

Throughout the paper, we consider a simply connected polygonal/polyhedral domain $\Omega \in \mathbb{R}^N$, where $N = 3$. The reduction to $N = 2$ is discussed in Appendix A4.

1.1.1 General conventions

Throughout the paper, we adhere as much as possible to “matrix-vector” calculus, limiting the explicit use of indexing. This is as opposed to a more general tensor-based or exterior calculus-based exposition. We justify this as a compromise between simplicity of exposition and generality, which should be appropriate in the context of most numerical implementations.

We will denote primary variables such as displacement, solid rotation, solid pressure and fluid pressure by lower-case Latin letters, independent of whether they are scalars or vectors. We will denote secondary variables such as stresses and flux by lower case Greek letters, independent of whether they are vectors or matrices. We will also employ Greek letters for the (scalar) parameters of the problem. These are always considered functions of space. We reserve the use of capital letters for operators. When discussing discrete equations, we will use boldface to indicate a vector of discrete variables (such as e.g. the vector of cell-pressures).

Finally, we will consistently use the relation $a \lesssim b$ (and \gtrsim) to imply that $a \leq Cb$, where the constant C is robust in the sense of Definition 1.7.

1.1.2 Grid and discrete variables

We denote by \mathcal{T}_δ a family of finite non-overlapping partitions of Ω into *cells* $\omega_i \in \mathcal{T}_\delta$ associated with the index set $I_{\mathcal{T}_\delta}$.

Definition 1.8 [Admissible grids]: We consider the parameter $\delta > 0$ a representation of linear grid size, and require a grid to be *admissible* in the sense of:

1. Each cell is a “star shaped” polyhedron.
2. The cells have quasi-uniform size: $\delta \lesssim |\omega_i|^{\frac{1}{N}} \lesssim \delta$.
3. Each cell has a designated point $x_i \in \omega_i$ in the kernel of the cell, which we will refer to as the *cell center*.

We denote by \mathcal{F}_δ the $N - 1$ dimensional *faces* of the partition, $\zeta_k \in \mathcal{F}_\delta$ associated with the index set $I_{\mathcal{F}_\delta}$. We make the following requirement on faces:

4. Each face is a polygon.
5. Each face is the intersection of exactly two cells $\bar{\zeta}_k = \bar{\omega}_i \cap \bar{\omega}_j$, or the intersection of a cell and the boundary $\bar{\zeta}_k = \bar{\omega}_i \cap \bar{\partial}\Omega$.
6. The cell faces have quasi-uniform size: $\delta \lesssim |\zeta_k|^{\frac{1}{N-1}} \lesssim \delta$.
7. Each face cell has a designated interior point $x_i \in \zeta_k$, which we will refer to as the *face center*.

In view of point 5. above, and to facilitate the exposition of boundary conditions, we denote by \mathcal{B}_δ a nonoverlapping partition of the boundary $\partial\Omega$ into *boundary cells* $\bar{\omega}_i \in \mathcal{B}_\delta$, with index set $I_{\mathcal{B}_\delta}$, which will be treated as cells with degenerate width. We make the following requirements on boundary cells:

8. Each boundary cell is geometrically equivalent to a face, thus for any $\bar{\omega}_i$, there exists a ζ_k such that $\bar{\omega}_i = \zeta_k$, and the boundary cell center equals the face center $x_i = x_k$.

9. The index set of boundary cells is complementary to the index set of regular cells, thus $I_{\mathcal{T}_\delta} \cap I_{\mathcal{B}_\delta} = \emptyset$.

□

Examples of admissible grids are given in Figure 1.1.

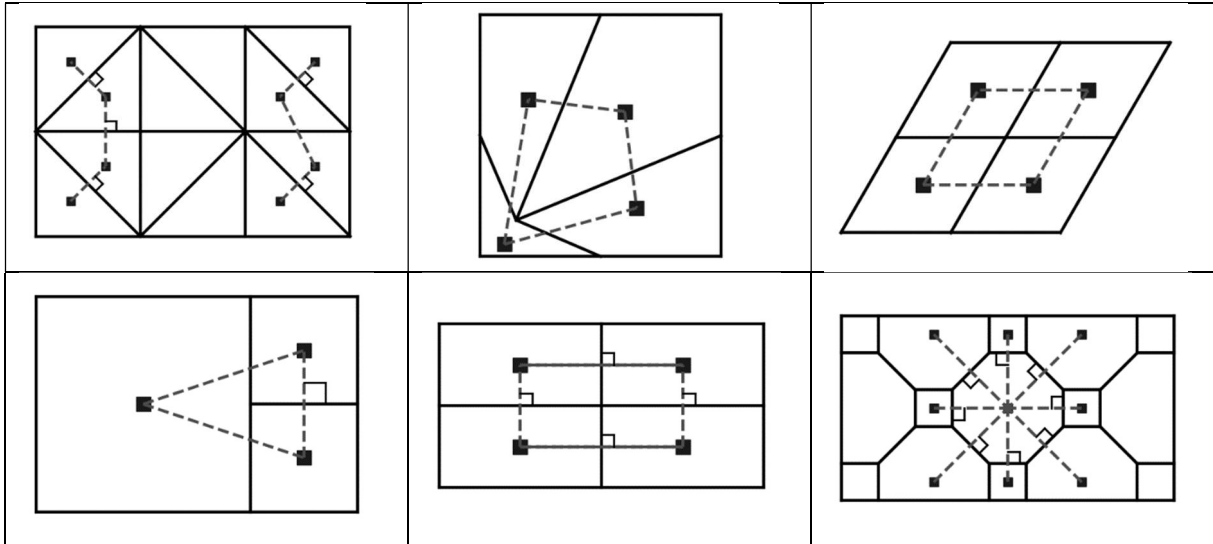


Figure 1.1: 2D illustrations of admissible meshes. We emphasize in particular A: Simplexes, B: Non-convex, C: Parallelogram, D: Local grid refinement: E: Rectangles and F: An Archimedean tiling. Face orthogonality is indicated by the right-angle symbol \perp .

Remark 1.9 [Curvilinear grids]: Requirement 4 of Definition 1.8 states that the faces of grids be planar. This is for simplification of exposition, the extensions to non-planar grid faces (curved or piece-wise planar) are conceptually possible. □

The above construction of (internal and boundary) cells and faces is referred to as a *grid sequence*. We will often fix δ , and consider a single given *grid*, and in this context we will frequently simply write \mathcal{T} , \mathcal{F} and \mathcal{B} to avoid carrying the subscript. We give the grid the following additional structure, which can be derived from the above.

For each cell ω_i and boundary cell ϖ_i we denote the index set of neighbor faces \mathcal{N}_i .

For each face ζ_k we specify a normal vector n_k . We do not specify a convention on normal vectors for internal faces, but require that for boundary faces, n_k is outward normal relative to the domain (and thus conforming with its continuous counterpart).

The index set of neighbors is the adjoint of \mathcal{N} and is denoted \mathcal{N}_k^* . Every face has two neighbors, and thus $\mathcal{N}_k^* = \{i, j\}$ and $|\mathcal{N}_k^*| = 2$ for all k . At each face, the vectors $n_{k,i}$ and $n_{k,j}$ are “outward normal vectors” relative to cell i and j , respectively.

For all faces ζ_k , we denote the distances from the plane of the face to the centers of cells in $i \in \mathcal{N}_k^* \cap I_{\mathcal{T}}$ as

$$\delta_k^i \equiv (x_k - x_i) \cdot n_i \quad (1.12)$$

Similarly, we denote the “distances” from the plane of the face to the centers of boundary cells $i \in \mathcal{N}_k^* \cap I_{\mathcal{B}}$ according to the boundary parameter in equations (1.3)

$$\delta_k^i \equiv b(x_i) \quad (1.13)$$

Note that when boundary conditions are mixed, i.e. whenever $b^u = b^r = b^w$ does not hold, equation (1.13) implies that the boundary distances δ_k^i will depend on what variable is acting on in later expressions. We will not carry a separate notation for this, but highlight this when relevant. We further denote the (orthogonal projection) of the distances between the two adjacent cell centers $i, j \in \mathcal{N}_k^*$ as

$$\delta_k \equiv \sum_{i \in \mathcal{N}_k^*} \delta_k^i \quad (1.14)$$

The orientation implied by the normal vectors allows for the construction of an *incidence map*, $\Delta : (\mathcal{F}, \mathcal{B}) \rightarrow \mathcal{T}$. Concretely, we realize this map as the matrix $\Delta \in \mathbb{R}^{(|I_{\mathcal{T}}|+|I_{\mathcal{B}}|) \times |I_{\mathcal{F}}|}$ with entries $\Delta_{i,k} = n_{k,i} \cdot n_k$ if $i \in \mathcal{N}_k^*$ and $\Delta_{i,k} = 0$ if $i \notin \mathcal{N}_k^*$. The incidence map gives the connection between the definition of the grid structure and the finite volume structure, since it is clear that for any sufficiently smooth (vector) flux ψ , it holds that e.g.:

$$\int_{\partial\omega_i} \psi \cdot n \, dA = \sum_{k \in N_i} \int_{\zeta_k} \psi \cdot n_{k,i} \, dA = \sum_{k \in I_{\mathcal{F}_\delta}} \Delta_{i,k} \int_{\zeta_k} \psi \cdot n_k \, dA \quad (1.15)$$

Complementary to the incidence map is a μ -weighted averaging map $\Xi : \mathcal{T} \rightarrow \mathcal{F}$. Thus with μ_i denoting a cell-wise representation of the material parameter μ , we realize Ξ as the matrix $\mathbb{R}^{|I_{\mathcal{F}}| \times (|I_{\mathcal{T}}|+|I_{\mathcal{B}}|)}$ with entries

$$\Xi_{k,i} \equiv \frac{\frac{\mu_i}{\delta_k^i}}{\sum_{j \in \mathcal{N}_k^*} \frac{\mu_j}{\delta_k^j}} \quad (1.16)$$

Note that whenever k is the index of a boundary face, then for $N_k^* = \{i, j\}$ we may without loss of generality consider $j \in I_{\mathcal{B}}$, and in the definition of Ξ , the boundary distance is always b^u . In view of the comment after equation (1.13), we note that unlike the incidence map, the *averaging map depends on the type of boundary condition, and therefore depends on what variable it acts on*. As an example, for a variable with Dirichlet boundary condition, then $b^u = \delta_k^j = 0$ and we obtain from (1.16) that $\Xi_{k,i} = 0$ and $\Xi_{k,j} = 1$. Conversely, for a variable with a Neumann condition, then $b^u = \delta_k^j = \infty$, and correspondingly $\Xi_{k,i} = 1$ and $\Xi_{k,j} = 0$. We will need both the averaging map and its complement, and define $\tilde{\Xi}_{k,i}$ as:

$$\tilde{\Xi}_{k,i} = \begin{cases} 1 - \Xi_{k,i} & \text{for } k \in \mathcal{N}_i \\ 0 & \text{otherwise} \end{cases} \quad (1.17)$$

For both the incidence map and the averaging map it will sometimes be useful to consider the restriction to internal and boundary cells. We denote these by subscripts, such that e.g. $\Delta_{\mathcal{F}} : \mathcal{F} \rightarrow \mathcal{T}$ and $\Delta_{\mathcal{B}} : \mathcal{B} \rightarrow \mathcal{T}$.

We close the grid description with two additional restrictions on grids, that will be necessary only in Section 5.3, when discussing the convergence of the discretization:

Definition 1.10 [Face-orthogonal]: We refer to a grid as *face-orthogonal* if

$$|n_{k,i} \times (x_k - x_i)| = 0 \text{ for all faces } k \text{ and neighbor cells } i \in N_k^*. \quad \square$$

We note that Definition 1.8 is very weak, and holds for essentially all grids composed of “star-shaped” polyhedra. On the other hand, face-orthogonality (which is required for a mesh to be “Admissible” in the sense of Eymard, Gallouët and Herbin [27]), is much more restrictive, yet also holds for many classes of common grids. Examples include many simplicial and polyhedral grids, together with tensor product grids. Moreover, composite grids may often be face-orthogonal, such as any Archimedean tiling. These distinctions are highlighted in Figure 1.1.

1.1.3 Continuous and discrete function spaces

For the continuous variables, we employ standard Hilbert spaces of functional analysis. Based on the standard inner products (see equation (A1.1) in Appendix A1), we denote the γ -weighted L^2 norm for scalars, vectors and matrices as:

$$\|u\|_{\gamma} = \sqrt{(\gamma u, u)} \quad (1.18a)$$

As a convention, we will omit the subscript when no weight is considered, i.e. $\|u\| = \|u\|_{\gamma=1}$. Additionally, we will need the seminorm:

$$|u|_{\gamma} = \|u - \bar{u}\|_{\gamma} \quad (1.18b)$$

where $\bar{u} \in \mathbb{R}$ is the mean value of u over Ω .

We will employ discrete inner products for both cell-variables $\mathbf{u}, \mathbf{v} \in V^{|\mathcal{T}|}$ and face-variables $\boldsymbol{\sigma}, \boldsymbol{\psi} \in V^{|\mathcal{F}|}$, where $V = \mathbb{R}^p$ the (local) vector space of the variable for some $p \geq 0$. Thus

$$(\mathbf{u}, \mathbf{v}) = \sum_{i \in \mathcal{I}_{\mathcal{T}_{\delta}}} u_i \cdot v_i \quad \text{and} \quad (\boldsymbol{\sigma}, \boldsymbol{\psi}) = \sum_{i \in \mathcal{I}_{\mathcal{T}_{\delta}}} u_i \cdot v_i \quad (1.19)$$

The corresponding weighted norms are defined respectively as:

$$\|\mathbf{u}\|_{\gamma} = \sqrt{\sum_{i \in \mathcal{I}_{\mathcal{T}_{\delta}}} |\omega_i| \gamma_i u_i \cdot u_i} \quad \text{and} \quad \|\boldsymbol{\psi}\|_{\gamma} = \sqrt{\sum_{k \in \mathcal{I}_{\mathcal{F}_{\delta}}} \frac{|\zeta_k| \delta_k}{N} \gamma_k \boldsymbol{\psi}_k \cdot \boldsymbol{\psi}_k} \quad (1.20)$$

As in the continuous case, we will omit subscripts if the weight is unity. Note that for discrete variables, we weight the norms by volumetric quantities, but not the inner products.

To relate the discrete and continuous norms, we define the π_ω as the L^2 projection on to the piecewise constants $P_0(\mathcal{T})$ and π_ζ as the L^2 projection of the normal component onto the piecewise constants $P_0(\mathcal{F})$, e.g.:

$$(\pi_\omega u)_i = |\omega_i|^{-1} \int_{\omega_i} u \, dV \quad \text{and} \quad (\pi_\zeta \psi)_k = |\zeta_k|^{-1} \int_{\omega_k} \psi \cdot n \, dV \quad (1.21)$$

Then it holds that [5]:

$$\|u\|_\gamma \leq \|\pi_\omega u\|_\gamma \quad \text{and} \quad \|\psi\|_\gamma \lesssim \|\pi_\zeta \psi\|_\gamma \quad (1.22)$$

We also note that whenever there is some part of the boundary with zero Dirichlet data (i.e. a part of the boundary where $b = 0$ and $g = 0$), both continuous and discrete Poincaré inequalities hold [27]:

$$\|u\| \lesssim \|\nabla u\| \quad \text{and} \quad \|u\| \lesssim \|\delta^{-1} \Delta^* u\| \quad (1.23)$$

A slightly stronger result also holds in the continuous case, known as Korn's inequality, which states that there exists a constant $0 < C_K < 1$ such that [32]:

$$C_K \|\nabla u\|_\mu^2 \leq \left\| \frac{\nabla u + \nabla u^T}{2} \right\|_\mu^2 \quad (1.24)$$

For homogeneous Dirichlet boundary conditions, $b^u = g^u = 0$ and constant μ , a standard calculation using the divergence theorem shows that $C_K = 1/2$. For more general boundary conditions, the value of C_K depends on the shape of the domain, the weights μ and b^u .

We also need to recall a version of the inf-sup result for Stokes' equations.

Lemma 1.11 [Stokes' inf-sup]: For any function $p \in L^2(\mathbb{R})$ and for uniformly bounded weight $0 < \mu_- \leq \mu(x) \leq \mu_+ < \infty$, there exists a function $u_p \in H_0^1(\mathbb{R}^3)$ such that:

$$(\nabla \cdot u_p, p - \bar{p}) \gtrsim \|\nabla u_p\|_\mu \|p\|_{\mu^{-1}} \quad \text{and} \quad S \nabla u_p = 0 \quad (1.25)$$

Where \bar{p} is the mean value of p , and where u_p is scaled such that

$$\|\nabla u_p\|_\mu = \|p\|_{\mu^{-1}} \quad (1.26)$$

Proof: The result is shown in [33], without the spatial weight μ . However, with the bounds stated in the Lemma, the weighted norms are equivalent to the unweighted norms, and the Lemma follows. \square

2. Model equations and assumptions

While Equations (1.2-1.4) provide a context for the paper in line with the majority of existing literature, it is beneficial for the derivation of finite volume methods to consider an algebraically equivalent reformulation of these equations that directly allows for finite volume approximations.

In this section, and the remainder of the paper, we will consider the fluid mass conservation equation discretized in time by an implicit time-stepping method, and subsume the time-step into the permeability $\kappa \rightarrow (dt)\kappa$, and the previous time-step into the right-hand side f_w . Moreover, we will for convenience omit the gravity term from Darcy's law.

2.1 Model equations for poromechanics

To employ a unified and simple finite volume discretization, we re-write equation (1.2b) on conservation form, and write the constitutive laws with in terms of adjoints of the conservation principles. To this end, we introduce the “rotation stress” r , a “displacement stress” v , the “total rotation” τ , and the “total pressure” p according to:

$$r = \mu r_s, \quad v = u, \quad \tau = \frac{1}{2}v + S^*v, \quad \text{and} \quad p = \lambda \rho'_s - \vartheta w \quad (2.1)$$

Using the calculus relations recalled in Appendix A1, we see that Equation (1.2b) can be manipulated to conservation form, since:

$$\frac{1}{2}(\nabla \cdot v - S(\mu^{-1}\sigma)) = \nabla \cdot \tau - \mu^{-1}r \quad (2.2)$$

Separately, due to the discrete treatment of time, we calculate from Equation (1.2d) that

$$\nabla \cdot \chi + \vartheta \rho'_s + \eta w = \nabla \cdot \chi + \vartheta \lambda^{-1}p + (\eta_w + \lambda^{-1}\vartheta^2)w \quad (2.3)$$

We now define $\eta = \eta_w + \lambda^{-1}\vartheta^2$ as the effective compressibility. In view of equations (2.2) and (2.3), equations (1.2) can be consolidated in terms of the new variables defined in equation (2.1):

$$\nabla \cdot \begin{pmatrix} \sigma \\ \tau \\ v \\ \chi \end{pmatrix} - \begin{pmatrix} 0 & \square & \square & \square \\ \square & \mu^{-1} & \square & \square \\ \square & \square & \lambda^{-1} & \vartheta \lambda^{-1} \\ \square & \square & -\vartheta \lambda^{-1} & -\eta \end{pmatrix} \begin{pmatrix} u \\ r \\ p \\ w \end{pmatrix} = \begin{pmatrix} f^u \\ f^r \\ f^p \\ f^w \end{pmatrix} \quad (2.4)$$

With the above change of variables, the constitutive laws give in equations (1.3) similarly consolidate as:

$$\begin{pmatrix} \sigma \\ \tau \\ v \\ \chi \end{pmatrix} = \begin{pmatrix} 2\mu\nabla & S^* & I & \square \\ S^* & \rho^2\nabla & \square & \square \\ I & \square & \square & \square \\ \square & \square & \square & -\kappa\nabla \end{pmatrix} \begin{pmatrix} u \\ r \\ p \\ w \end{pmatrix} \quad (2.5)$$

Finally, the boundary conditions (1.4) take the form:

$$\begin{pmatrix} b^u & \square & \square \\ \square & b^r & \square \\ \square & \square & b^w \end{pmatrix} \left(\begin{pmatrix} \sigma \\ \tau - S^*u \\ \chi \end{pmatrix} \cdot n - \begin{pmatrix} g^u \\ g^r \\ g^w \end{pmatrix} \right) = \begin{pmatrix} 2\mu(g^u - u) \\ \rho^2(g^r - r) \\ \kappa(g^w - w - h) \end{pmatrix} \quad (2.6)$$

We consider equations (2.4-2.6) as the extended poromechanical system on conservation form.

Remark 2.1 [Properties of conservation form]:

We emphasize the following key features of equations (2.4) and (2.5), that enable the construction of simple and robust finite volume discretizations:

1. Equations (2.4) are decomposed into a divergence term of generalized “stresses” and an algebraic mass matrix and coupling matrix.
2. The gradient terms in the constitutive laws in equation (2.5) only appear on the main diagonal, with solely scalar coefficients.
3. The off-diagonal terms in equations (2.4) and (2.5) are all either adjoint or skew-adjoint.
4. There is no interaction in the constitutive laws, equation (2.5), between the elastic “stress” variables σ, τ and v and the fluid flux χ . Thus, the derivation of appropriate finite volume schemes for the two subsystems completely decouple.

2.2 Assumptions on material parameters

Definition 1.7 sets the stage for the assumptions we will make in this manuscript. We make these assumptions precise as follows.

Assumption 2.2 [Boundary conditions]: We will not consider the case of pure Neumann boundary conditions, thus we assume that the boundary Robin weights are not everywhere ∞ , i.e. for $a \in \{u, r, p\}$, we assume that the set

$$\text{meas}\{x \in \partial\Omega \mid b^a < \infty\} > 0$$

Assumption 2.3 [Elastic subsystem, $\vartheta = \mathbf{0}$]: When considering the elastic subsystem, we will make the assumptions that:

1. *Non-degenerate shear modulus:*

$$0 < \mu_- \leq \mu \leq \mu_+ < \infty$$

2. *Lower bound on bulk modulus:*

$$0 < \lambda_- \leq \lambda$$

3. *Upper bound on micro-polar length scale:*

$$0 \leq \ell \leq \ell_+ < \infty$$

Assumption 2.4 [Porous subsystem, $\vartheta = 0$]: When considering the porous media, without elasticity, we make the assumptions that:

1. *Non-degenerate permeability:*

$$0 < \kappa_- \leq \kappa \leq \kappa_+ < \infty$$

2. *Non-negative fluid compressibility, η_w , and upper bound on effective compressibility:*

$$\lambda^{-1}\vartheta^2 \leq \eta \leq \eta_+ < \infty$$

Assumption 2.5 [Poroelasticity, $\vartheta \geq 0$]: When considering the coupled poromechanical system, we recall the definition of effective compressibility, $\eta = \eta_w + \lambda^{-1}\vartheta^2$, retain all assumptions listed in Assumption 1.9, and additionally assume:

1. *Non-negative and finite presence of porous structure:*

$$0 \leq \vartheta\lambda^{-1} \leq 1$$

2. *Upper bound on permeability:*

$$0 \leq \kappa \leq \kappa_+ < \infty$$

3. *Non-negative fluid compressibility, η_w , and upper bound on effective compressibility:*

$$\lambda^{-1}\vartheta^2 \leq \eta \leq \eta_+ < \infty$$

4. *Non-degenerate poroelastic system:*

$$1 \lesssim \eta_w + \vartheta^2 + \kappa$$

The last assumption states that while the individual coefficients may all be degenerate according to points 1, 2, and 3 of the assumption, we cannot simultaneously all coefficients degenerate. This would lead to a fluid system that was impermeable, incompressible, and also decoupled from the solid system. Such a system would clearly be unphysical, and lead to all terms on the left-hand side of equation (1.2d) evaluating to zero.

2.3 Finite volume structure

We will apply the finite volume method to approximate equation (2.4).

In view of the definition of the divergence operator recalled in Appendix A1, as well as the definition of the grid and incidence matrix summarized by equation (1.15), we intend to integrate equation (2.4) over each cell $\omega_i \in \mathcal{T}$. Considering therefore first the divergence term, we note that for any stress or flux $\psi \in \{\sigma, \tau, \nu, \chi\}$, it holds that:

$$\int_{\omega_i} \nabla \cdot \psi \, dV = \int_{\partial\omega_i} \psi \cdot n \, dA = \sum_{k \in I_{\mathcal{F}_\delta}} \Delta_{i,k} \int_{\zeta_k} \psi \cdot n_k \, dA \quad (2.7)$$

Based on equation (2.7), we are motivated to define:

$$\psi_k \equiv \int_{\zeta_k} \psi \cdot n_k \, dA \quad (2.8)$$

$\psi_k \in V$ is now a scalar or vector for each $k \in I_{\mathcal{F}}$, depending on whether ψ is a vector or matrix. We combine all face values ψ_k into the vector $\boldsymbol{\psi}$, such that

$$\sum_{k \in I_{\mathcal{F}_\delta}} \Delta_{i,k} \int_{\zeta_k} \psi \cdot n_k \, dA = \sum_{k \in I_{\mathcal{F}_\delta}} \Delta_{i,k} \psi_k = \Delta \boldsymbol{\psi} \quad (2.9)$$

Combining equation (2.7) and (2.9) now provides an exact expression of the divergence theorem, which we will refer to as the *finite volume structure*:

$$\int_{\omega_i} \nabla \cdot \psi \, dV = (\Delta \boldsymbol{\psi})_i \quad (2.10)$$

Considering now the second term of equation (2.4), we note that for any primary variable $z \in \{u, r, p, w\}$ and material parameter γ , it holds that

$$\int_{\omega_i} \gamma z \, dV = |\omega_i| (\pi_{\omega_i} \gamma) (\pi_{\omega_i} z) + \int_{\omega_i} (1 - \pi_{\omega_i}) \gamma (1 - \pi_{\omega_i}) z \, dV \quad (2.11)$$

The deviatoric terms $(1 - \pi_{\omega_i})$ are in general small (and will indeed be zero if the material parameter is constant on a cell). This motivates the definition of

$$\gamma_i = \pi_{\omega_i} \gamma, \quad z_i = \pi_{\omega_i} z \quad \text{and} \quad f_i^z = \pi_{\omega_i} f^z \quad (2.12)$$

For each of these cell-variables, parameters, and right-hand sides, we summarize them in vectors $\boldsymbol{\gamma}$, \boldsymbol{z} and \boldsymbol{f}^z , in the same way we constructed $\boldsymbol{\psi}$ from ψ_k . Similarly, we denote by $|\boldsymbol{\omega}|$ the diagonal matrix with entries $|\omega_i|$ on the main diagonal.

With the above definitions, we obtain the finite volume structure for equation (2.4):

$$\Delta \begin{pmatrix} \sigma \\ \tau \\ \nu \\ \chi \end{pmatrix} - |\boldsymbol{\omega}| \begin{pmatrix} 0 & \square & \square & \square \\ \square & \boldsymbol{\mu}^{-1} & \square & \square \\ \square & \square & \boldsymbol{\lambda}^{-1} & \boldsymbol{\vartheta} \boldsymbol{\lambda}^{-1} \\ \square & \square & \boldsymbol{\vartheta} \boldsymbol{\lambda}^{-1} & \boldsymbol{\eta} \end{pmatrix} \begin{pmatrix} \boldsymbol{u} \\ \boldsymbol{r} \\ \boldsymbol{p} \\ \boldsymbol{w} \end{pmatrix} \approx |\boldsymbol{\omega}| \begin{pmatrix} \boldsymbol{f}^u \\ \boldsymbol{f}^r \\ \boldsymbol{f}^p \\ \boldsymbol{f}^w \end{pmatrix} \quad (2.13)$$

We emphasize that the approximation is exact whenever the grid resolves the material coefficients, such that all material coefficients are constant within each cell $\omega_i \in \mathcal{T}$.

Remark 2.6 [Finite volume methods]: The structure presented in (2.13) defined a *finite volume method*. The particular finite volume method is thus distinguished by the construction of the numerical fluxes ψ from the cell-averaged quantities \mathbf{z} .

3. Linearized elasticity, Cosserat and Stokes

As was made clear from Remarks 2.1 and 2.2, the elastic subsystem can be discretized independently of the flow subsystem due to the fact that there is no interaction between the two systems in the constitutive laws, equation (2.5).

In this section we therefore set $\vartheta = 0$, and consider the problem in the context of Assumption 2.3, deferring the discussion of the fluid pressure w and the fluid flux χ until section 4. For conciseness, we collect the remaining primary variables, “stresses” and the right-hand side in compound variables

$$y = (u, r, p)^T, \quad \psi = (\sigma, \tau, v)^T, \quad f = (f_u, f_r, f_p)^T \quad (3.1)$$

The constitutive laws for the elastic subsystem can then be written as

$$\psi = \begin{pmatrix} 2\mu\nabla & S^* & I \\ S^* & \ell^2\nabla & \begin{bmatrix} \square \\ \square \end{bmatrix} \\ I & \begin{bmatrix} \square \\ \square \end{bmatrix} & \begin{bmatrix} \square \\ \square \end{bmatrix} \end{pmatrix} y \quad (3.2)$$

Similarly, the boundary conditions for the elastic subsystem can be written as:

$$\begin{pmatrix} b^u & \begin{bmatrix} \square \\ \square \end{bmatrix} \\ \begin{bmatrix} \square \\ \square \end{bmatrix} & b^r \end{pmatrix} \left(\begin{pmatrix} \sigma \\ \tau - S^*u \end{pmatrix} \cdot n - \begin{pmatrix} g^u \\ g^r \end{pmatrix} \right) = \begin{pmatrix} 2\mu(g^u - u) \\ \ell^2(g^r - r) \end{pmatrix} \quad (3.3)$$

3.1 Two-point stress approximations

From section 2.2, we now know that the construction of an approximate representation of (3.2) is the key defining feature of a finite volume method. Locally, this construction will in general be a linear expression that can be expanded on the form:

$$\psi_k = \sum_{i \in N^*} T_k^i z_i + \sum_{i \in N^* NN_k^*} \hat{T}_k^i z_i + \dots \quad (3.4)$$

Here, each T_k^i and \hat{T}_k^i is a linear map (matrix) from the primary variables z_i to the space of stress variables ψ_k . The first right-hand side term contains contributions from the (at most) two neighbor cells of ζ_k , the second right-hand side term contains contributions from the (possibly many in 3D) neighbors-neighbor cells of ζ_k , and the dots indicate even more non-local connections. From this context we make the following definition:

Definition 3.1 [Two-point stress approximation]: The term “two-point stress approximation”, abbreviated TPSA, refers explicitly to a numerical stress calculated based on an expression of the form (3.4), where the only non-zero coefficients are T_k^i .

Thus, for any face $\zeta_k \in \mathcal{T}$, the numerical stresses ψ_k are approximated solely based on the two neighboring cells of ζ_k . \square

To the authors knowledge, all existing consistent cell-centered finite volume methods for elasticity use “neighbors-neighbors” cells to approximate the traction σ_k across a given face k , either explicitly (e.g. [6, 7, 8, 9]) or implicitly via staggered grids (e.g. [10] [11, 12]). This leads to rather large stencils, and more fill-in of the resulting system matrix than desirable. The use of neighbors-neighbors stress approximations is unavoidable if only the displacement is considered as a primary variable, since it is impossible to approximate rotations and volumetric stress based on only two points [34]. This observation implies that the extended set of variables introduced in Section 1 and defined in equation (3.1), is strictly necessary for the construction of two-point stress approximations.

The choice of primary variables is therefore our key insight allowing for the current contribution. With this in mind, our the TPSA stencil is a generalization of the construction of “two-point flux approximations” (TPFA) which are standard in commercial reservoir simulation. Building on theoretical analysis and experience with TPFA methods [27], we expect *a priori* that the resulting discretization enjoys strong stability properties, but suffers from only being consistent on grids with high degree of symmetry. We will justify these expectations theoretically in section 5, and numerically in Section 6.

While not challenging, the actual derivation of the TPSA coefficients is a bit technical and does not provide much insight. The derivation is therefore reported in full in Appendix A2; here we summarize the main results, which are sufficient for implementation and analysis.

The numerical TPSA fluxes can be calculated in terms of the harmonic mean material coefficients $\bar{\mu}$ and $\bar{\ell}^2$, together with the μ -weighted distance δ^μ [in these expressions, the shorthand $\delta_k^{-i} = (\delta_k^i)^{-1}$ is employed]:

$$\bar{\mu}_k \equiv \delta_k \frac{\mu_i \delta_k^{-i} \mu_j \delta_k^{-j}}{\mu_i \delta_k^{-i} + \mu_j \delta_k^{-j}}, \quad \bar{\ell}^2_k \equiv \delta_k \frac{\ell_i^2 \delta_k^{-i} \ell_j^2 \delta_k^{-j}}{\ell_i^2 \delta_k^{-i} + \ell_j^2 \delta_k^{-j}}, \quad \text{and} \quad \delta_k^\mu \equiv \frac{(\mu_i \delta_k^{-i} + \mu_j \delta_k^{-j})^{-1}}{2} \quad (3.5)$$

These combine with the difference operator and the μ - and cell-face distance weighted mean values map defined in Section 1.1.2. Moreover, we introduce the short-hand notation:

$$R_k^n = S^* n_k \quad (3.6)$$

With this notation, we repeat from the Appendix equation (A2.24), giving the numerical fluxes for an internal face ζ_k :

$$\begin{pmatrix} \sigma_k \\ \tau_k \\ \nu_k \end{pmatrix} = |\zeta_k| \begin{pmatrix} -\delta_k^{-1} 2\bar{\mu}_k \Delta_k^* & -R_k^n \tilde{\Xi}_k & n_k \tilde{\Xi}_k \\ -R_k^n \Xi_k & -\delta_k^{-1} \bar{\ell}^2 \Delta_k^* & \square \\ n_k \Xi_k & \square & -\delta_k^\mu \Delta_k^* \end{pmatrix} \begin{pmatrix} \mathbf{u} \\ \mathbf{r} \\ \mathbf{p} \end{pmatrix} \quad (3.7)$$

A comparison of Equations (3.2) and (3.7) reveals that they have the same overall structure, as should be expected. Of importance is the fact the material parameters μ and ℓ appear as harmonic means in the approximations for the normal derivative. The algebraic terms carry essentially the μ -weighted values of the respective primary variables. The new term arising in the lower-rightmost block of equation (3.7) is a second-order consistent approximation to zero, in the sense that it is multiplied by δ_k^μ (as opposed to δ_k^{-1} which would approximate a directional derivative). This term arises naturally as part of the discretization, as shown in Appendix A2, and has an important role in the stability of the method, as will be shown in Section 5.

Denoting finally as in Section 2.2 the composition of global operators from local operators by bold-face letters, we obtain the numerical fluxes for all faces as:

$$\begin{pmatrix} \boldsymbol{\sigma} \\ \boldsymbol{\tau} \\ \boldsymbol{\nu} \end{pmatrix} = |\zeta| \begin{pmatrix} -\boldsymbol{\delta}^{-1} \bar{\mu} \Delta^* & -R^n \tilde{\Xi} & \mathbf{n} \tilde{\Xi} \\ -R^n \Xi & -\boldsymbol{\delta}^{-1} \bar{\ell}^2 \Delta^* & \square \\ \mathbf{n} \Xi & \square & -\boldsymbol{\delta}^\mu \Delta^* \end{pmatrix} \begin{pmatrix} \mathbf{u} \\ \mathbf{r} \\ \mathbf{p} \end{pmatrix} \quad (3.8)$$

In view of equation (A2.31) in Appendix A2.2, we note that equation (3.8) is also valid for homogeneous boundary conditions (of Dirichlet, Neumann and Robin type) when formulated as in Equation (3.3), due to the fact that the Robin weights b^u and b^r enter into the definition of the operators on the boundary faces as elaborated in Section 1.1.2. The appropriate inclusion of non-homogeneous boundary conditions is detailed in that appendix, and explicit expressions are provided in equations (A2.28-A2.30), but in the interest of space not included in the main text.

3.2 The finite volume TPSA discretization of linearized elasticity, Cosserat materials, and Stokes

Equation (3.8) provides the numerical fluxes for the TPSA discretization of linearized elasticity. We combine these with the finite volume structure defined in Section 2.2 and equation (2.13), to obtain the global FV-TPSA discretization of linearized elasticity as:

$$\begin{pmatrix} -\Delta|\zeta|\boldsymbol{\delta}^{-1} 2\bar{\mu}\Delta^* & -\Delta|\zeta|R^n \tilde{\Xi} & \Delta|\zeta|\mathbf{n} \tilde{\Xi} \\ -\Delta|\zeta|R^n \Xi & -\Delta|\zeta|\boldsymbol{\delta}^{-1} \bar{\ell}^2 \Delta^* - |\boldsymbol{\omega}|\boldsymbol{\mu}^{-1} & \square \\ \Delta|\zeta|\mathbf{n} \Xi & \square & -\Delta|\zeta|\boldsymbol{\delta}^\mu \Delta^* - |\boldsymbol{\omega}|\boldsymbol{\lambda}^{-1} \end{pmatrix} \begin{pmatrix} \mathbf{u} \\ \mathbf{r} \\ \mathbf{p} \end{pmatrix} = |\boldsymbol{\omega}| \begin{pmatrix} \mathbf{f}^u \\ \mathbf{f}^r \\ \mathbf{f}^p \end{pmatrix} \quad (3.9)$$

We note that all expressions appearing in equation (3.9) are based on either differences or averages across a face, and that all terms combine at most a discrete divergence

operator Δ with either an average Ξ^μ or a discrete directional derivative Δ^* . Thus, the matrix in equation (3.9) has the minimum possible stencil for a finite volume discretization of a second-order elliptic PDE. As examples, for logically Cartesian grids in 2D and 3D, the proposed discretization results in 5-point and 7-point stencils, respectively.

Remark 3.2 [Couple stress]: We recall that finite volume formulation given in equations (2.4-25) is based on the “total rotation” variable τ , while the original formulation given in equations (1.2-1.4) is based on couples tress. From equations (2.1) and (3.6) we note the relationship:

$$\tau \cdot n = \frac{1}{2}v \cdot n - R^n \cdot v \quad (3.10)$$

With reference to Equation (3.8), the couple stress can therefore be recovered for any face according to:

$$v = 2(\tau + R^n v) \quad (3.11)$$

We assert that the FV-TPSA system defined by equation (3.9) is robust in the sense of Definition 1.7 in the context of Assumptions 2.3. In particular, we assert that setting $\ell = 0$ is a robust discretization of isotropic linear elasticity, and that setting $\lambda^{-1} = 0$ is a robust discretization of incompressible Stokes. We make this assertion precise, and prove it, in section 5.2.1.

4. Poromechanics

Poromechanics treats the problem of a porous solid, wherein the mechanical deformation is a result of both the solid stress and the fluid pressure. As pointed out in Remark 2.1, the model equations on conservation form given in Equations (2.4-2.5) decouple the discretization of poromechanics into an elastic and Darcy subsystem.

The discretization of the elastic subsystem is presented in Section 3. For the purposes of this paper, any stable (and preferably consistent, to be made precise in Section 5) discretization of the flow system can be applied, as long as it is a finite volume method compatible with the grid structure of Section 1.1.2, and has cell-centered pressure variables. Examples of such methods are lowest-order mixed-finite elements [5], lowest-order control-volume finite element methods [35], multi-point flux approximation methods [36], and two-point flux approximation methods [29]. For all of the mentioned methods, we can construct a discrete flux approximation analogous to the expressing stated for stresses in Equation (3.4):

$$\chi_k = \sum_{i \in N^*} T_k^i w_i + \sum_{i \in N^* N_k^*} \hat{T}_k^i w_i + \dots \quad (4.1)$$

In the interest of the presentation being self-consistent and to have a concrete example for analysis, we include the two-point flux approximation (TPFA), which for homogeneous boundary conditions leads to the numerical flux [29, 27]:

$$\chi_k = |\zeta_k| \delta_k^{-1} \bar{\kappa}_k \Delta_k^* \mathbf{w} \quad (4.2)$$

Combining the numerical flux with the TPSA numerical stress given in equation (3.8) leads to:

$$\begin{pmatrix} \boldsymbol{\sigma} \\ \boldsymbol{\tau} \\ \mathbf{v} \\ \boldsymbol{\chi} \end{pmatrix} = |\zeta| \begin{pmatrix} -\delta^{-1} 2\bar{\mu}\Delta^* & -R^n \tilde{\boldsymbol{\Xi}} & \mathbf{n} \tilde{\boldsymbol{\Xi}} & \square \\ -R^n \boldsymbol{\Xi} & -\delta^{-1} \bar{\rho}^2 \Delta^* & \square & \square \\ \mathbf{n} \boldsymbol{\Xi} & \square & -\delta^\mu \Delta^* & \square \\ \square & \square & \square & \delta^{-1} \bar{\kappa} \Delta^* \end{pmatrix} \begin{pmatrix} \mathbf{u} \\ \mathbf{r} \\ \mathbf{p} \\ \mathbf{w} \end{pmatrix} \quad (4.3)$$

This numerical flux can be directly combined with the finite volume structure given in equation (2.13), leading to the poromechanical finite volume discretization:

$$\begin{pmatrix} -\Delta|\zeta|\delta^{-1} 2\bar{\mu}\Delta^* & -\Delta|\zeta|R^n \tilde{\boldsymbol{\Xi}} & \Delta|\zeta|\mathbf{n} \tilde{\boldsymbol{\Xi}} & \square \\ -\Delta|\zeta|R^n \boldsymbol{\Xi} & -\Delta|\zeta|\delta^{-1} \bar{\rho}^2 \Delta^* - |\omega|\mu^{-1} & \square & \square \\ \Delta|\zeta|\mathbf{n} \boldsymbol{\Xi} & \square & -\Delta|\zeta|\delta^\mu \Delta^* - |\omega|\lambda^{-1} & -|\omega|\vartheta \lambda^{-1} \\ \square & \square & |\omega|\vartheta \lambda^{-1} & \Delta|\zeta|\delta^{-1} \bar{\kappa} \Delta^* + |\omega|\eta \end{pmatrix} \begin{pmatrix} \mathbf{u} \\ \mathbf{r} \\ \mathbf{p} \\ \mathbf{w} \end{pmatrix} = |\omega| \begin{pmatrix} \mathbf{f}^u \\ \mathbf{f}^r \\ \mathbf{f}^p \\ \mathbf{f}^w \end{pmatrix} \quad (4.4)$$

We emphasize that as long as the finite volume structure from Section 2.3 is preserved, conceptually any numerical flux can be used in Equation (4.4). Concretely, in the 4,4 block of the operator matrix (and in the representation of gravity), the term $|\zeta|\delta^{-1} \bar{\kappa} \Delta^* \mathbf{w}$ can be substituted by any linear expression on the form of Equation (4.1).

5. Analysis

We structure the analysis in three parts. First, we will show the well-posedness of the continuous problem, in the sense of the four-field formulation used as the basis for the discretization. Secondly, we will provide the stability analysis for the FV-TPSA discretization, both for the mechanical subsystem and for the full poromechanical problem. Finally, we discuss consistency and convergence. In the interest of space, and since our main interest is in parameter and grid robustness, we will limit the exposition to homogeneous Dirichlet boundary conditions, the extension to more general boundary conditions being technical, but not conceptually challenging.

Assumption 5.1 [Dirichlet boundary conditions]: We make the blanket restriction that all calculations in Section 5 are made with homogeneous Dirichlet conditions for all variables, i.e. $b^u = b^r = b^w = g^u = g^r = g^w = 0$. \square

Throughout the section, we will collect the mechanical variables as $y = (u, r, p)$ and the poromechanical variables as $z = (y, w) = (u, r, p, w)$. We then make the notion of

robust from Definition 1.7 and Assumptions 2.2-2.5 precise by introducing the solution norms:

$$\|y\|_*^2 = \|\nabla u\|_\mu^2 + \|u\|_\mu^2 + \|\nabla r\|_{\ell^2}^2 + \|r\|_{\mu^{-1}}^2 + \|p\|_{\lambda^{-1}}^2 + |p|_{\mu^{-1}}^2 \quad (5.1)$$

and

$$\|z\|_\circ^2 = (\|y\|_*^2 - \|p\|_{\lambda^{-1}}^2) + \|\nabla w\|_\kappa^2 + \|w\|^2 \quad (5.2)$$

We remark that the definition of the norms in equations (5.1) and (5.2) represent explicitly the sufficient control and regularity we intuitively expect of the solution. Importantly, when $\ell \rightarrow 0$ (or $\kappa \rightarrow 0$), the regularity of the rotation stress (or fluid pressure) is reduced.

Throughout this section, we will use γ (possibly with subscripts) to indicate a free parameter of the proof appearing from Young's inequality.

5.1 Well-posedness of continuous formulation

We will show that the continuous formulation of poromechanics as stated in Section 2.1 is well posed.

5.1.1 Elastic subsystem

We first consider the subsystem associated with linearized elasticity and Cosserat materials discussed in Section 3, and consider the norm stated in equation (5.1).

Define therefore the space of functions with bounded solution norm as:

$$Y = \{y \in L^2(\mathbb{R}^N) \times L^2(\mathbb{R}^N) \times L^2(\mathbb{R}) : \|y\|_*^2 < \infty\} \quad (5.3)$$

We recognize that in the context of Assumption 2.3, this definition of Y ensures that $u \in H^1$ and $p \in L^2$, while the regularity of r depends on ℓ .

We now obtain the following weak formulation of the upper-left 3x3 block of the system of equations (2.4-2.5) by the usual approach of multiplying by a test function and integrating, the result being: Find $y \in Y$ such that:

$$-A_*(y, y') = (f^y, y') \quad \text{for all } y' \in Y \quad (5.4)$$

where:

$$A_*(y, y') = (2\mu \nabla u, \nabla u') + (r, S \nabla u') + (p, \nabla \cdot u') + (S \nabla u, r') + (\ell^2 \nabla r, \nabla r') + (\mu^{-1} r, r') - (\nabla \cdot u, p') + (\lambda^{-1} p, p') \quad (5.5)$$

and

$$(f^y, y') = (f^u, u') + (f^r, r') + (f^p, p') \quad (5.6)$$

Well-posedness of equation (5.4) relies on continuity and coercivity of the bilinear forms, which will be established in the two following Lemmas.

Lemma 5.2 [Continuity of elastic subsystem, $\vartheta = \mathbf{0}$]: Subject to Assumption 2.3, the bilinear form $A_*(y, y')$ is continuous with respect to the norm in equation (5.1), and (f^y, y') is continuous in the L^2 -norm.

Proof: The result is a direct application of the Cauchy-Schwarz inequality and the upper and lower bounds on μ . \square

For coercivity, we prove a slightly stronger result than needed in this section, as it will be useful when considering the coupled problem.

Lemma 5.3 [Coercivity of elastic subsystem, $\vartheta = \mathbf{0}$]: Subject to Assumption 2.3, the bilinear form $A_*(y, y')$ satisfies:

$$\inf_{y \in Y} \sup_{y' \in Y} \frac{A_*(y, y')}{\|y\|_* \|y'\|_*} \gtrsim 1 \quad (5.7)$$

Proof: We prove the Lemma by an explicit construction. Let any $y = (u, r, p) \in Y$ be given, and recall from Lemma 1.11 that there exists a u_p satisfying equation (1.25). We thus set $y' = (u + \alpha u_p, r, p)$, where $\alpha \in \mathbb{R}$ is a free parameter, and calculate:

$$\begin{aligned} A(y, y') &= 2\|\nabla u\|_\mu^2 + \|r\|_{\mu^{-1}}^2 + \|\ell \nabla r\|^2 + 2(S\nabla u, r) + \|p\|_{\lambda^{-1}}^2 \\ &\quad + \alpha \left((2\mu \nabla u, \nabla u_p) + (r, S\nabla u_p) + (p, \nabla \cdot u_p) \right) \end{aligned} \quad (5.8)$$

Before we proceed, we note the identities (recall that we only consider homogeneous boundary conditions in this analysis):

$$2\|\nabla u\|_\mu^2 = 2\|\varepsilon(u)\|_\mu^2 + \|S\nabla u\|_\mu^2 \quad \text{and} \quad (c, \nabla \cdot u_p) \quad \text{for any } c \in \mathbb{R} \quad (5.9)$$

From Korn's inequality (1.24), we know that:

$$\|\varepsilon(u)\|_\mu \geq C_K \|\nabla u\|_\mu \quad (5.10)$$

Where Korn's constant satisfies $0 < C_K \leq 1/2$. Thus by equation (5.9), (5.10) and Young's inequality

$$\begin{aligned} 0 \leq |2(S\nabla u, r)| &\leq \frac{1}{\gamma_1} \|S\nabla u\|_\mu^2 + \gamma_1 \|r\|_{\mu^{-1}}^2 = \frac{2}{\gamma_1} (\|\nabla u\|_\mu^2 - \|\varepsilon(u)\|_\mu^2) + \gamma_1 \|r\|_{\mu^{-1}}^2 \\ &\leq \frac{2(1-C_K^2)}{\gamma_1} \|\nabla u\|_\mu^2 + \gamma_1 \|r\|_{\mu^{-1}}^2 \end{aligned} \quad (5.11)$$

Setting

$$\gamma_1 = 1 - C_K^2/2 \quad (5.12)$$

and using both inequality (5.11) and (1.25), we obtain from (5.8) that:

$$\begin{aligned} A(y, y') \geq 2 \left(1 - 2 \frac{1 - C_K^2}{2 - C_K^2} \right) \|\nabla u\|_\mu^2 + \frac{C_K^2}{2} \|r\|_{\mu^{-1}}^2 + \|\ell \nabla r\|^2 + \|p\|_{\lambda^{-1}}^2 \\ + \alpha \left(\|\nabla u\|_\mu |p|_{\mu^{-1}} + |p|_{\mu^{-1}}^2 \right) \end{aligned} \quad (5.13)$$

Recognizing that we can use Young's inequality again with:

$$\|\nabla u\|_\mu |p|_{\mu^{-1}} \leq \frac{2}{\sqrt{\alpha}} \|\nabla u\|_\mu^2 + \frac{\sqrt{\alpha}}{8\gamma_2} |p|_{\mu^{-1}}^2 \quad (5.14)$$

Then

$$\begin{aligned} A(y, y') \geq 2 \left(1 - 2 \frac{1 - C_K^2}{2 - C_K^2} - \sqrt{\alpha} \right) \|\nabla u\|_\mu^2 + (1 - \gamma_1) \|r\|_{\mu^{-1}}^2 + \|\ell \nabla r\|^2 + \|p\|_{\lambda^{-1}}^2 + \\ \alpha \left(1 - \frac{\sqrt{\alpha}}{8} \right) |p|_{\mu^{-1}}^2 \end{aligned} \quad (5.16)$$

Choosing now any α sufficiently small, the coefficients in front of all norms are positive, independent of parameter values, thus in light of the Poincaré inequality we obtain

$$A(y, y') \gtrsim \|y\|_*^2 \quad (5.17)$$

The Lemma follows since $\|y'\|_* \lesssim \|y\|_*$.

□

Corollary 5.4 [Well-posedness of the elastic subsystem]: Subject to Assumption 2.3, equation (5.4) is well-posed, with a weak solution $y \in Y$ satisfying

$$\|y\|_* \lesssim \|f^y\|$$

Proof: The corollary follows Lemma 5.2, 5.3 and standard saddle-point theory, see section 4.2.3 of [5] □.

Remark 5.5 [Finite element approximation]: It is clear that a finite element approximation can be obtained from equations (5.4) by choosing Stokes-stable finite-dimensional subspaces of $H^1(\mathbb{R}^N) \times L^2(\mathbb{R}^N) \times L^2(\mathbb{R})$. However, in the finite element context, it is not clear that this brings much advantage, and as this is not the topic of this paper, we will not explore this possibility further.

5.1.2 Full poromechanical system

We consider now the full poromechanical system as stated in Section 2.1, in terms of the norm stated in equation (5.2).

Define first for the Darcy subsystem the space of functions with bounded κ -weighted norm as:

$$W = \{w \in L^2(\mathbb{R}) : \|\nabla w\|_{\kappa}^2 + \|w\|^2 < \infty\} \quad (5.18)$$

We recognize that this definition of W captures the intuitive expectation of how the regularity of w depends on κ . We then define for the full poromechanical system the space of functions with bounded solution norm as

$$Z = Y \times W \quad (5.19)$$

Note that the dependency on η is not included for the fully coupled problem, which is a key result of the analysis.

We now obtain the following weak formulation of the system of equations (2.4-2.5) by the usual approach of multiplying by a test function and integrating, the result being: Find $z \in Z$ such that:

$$-A_{\circ}(z, z') = (f^z, z') \quad \text{for all } z' \in Z \quad (5.20)$$

where $z = (y, w) = (u, r, p, w)$ and:

$$A_{\circ}(z, z') = A_*(y, y') - (\vartheta \lambda^{-1} p, w') + (\vartheta \lambda^{-1} w, p') - (\kappa \nabla w, \nabla w') - (\eta^{-1} w, w') \quad (5.21)$$

and

$$(f^z, z') = (f^u, u') + (f^r, r') + (f^p, p') + (f^w, w') \quad (5.22)$$

Well-posedness of equation (5.20) again relies on continuity and coercivity of the bilinear forms, which will be established below.

Lemma 5.6 [Continuity of poromechanical system]: Subject to Assumptions 2.5, the bilinear forms $A_{\circ}(z, z')$ and (f^z, z') are continuous with respect to the norm in equation (5.1).

Proof: The result is still a direct application of the Cauchy-Schwarz inequality and the stated bounds on material coefficients. \square

We now introduce the following useful Lemma, that ensures that also the full poromechanical system is coercive. We state this in slightly more generality than what is needed at present, as the Lemma will be reused in Section 5.2.

Lemma 5.7 [Coercivity of coupled poromechanics]: For $z = (y, w) \in Z$ and $z' \in Z$, consider a bilinear form:

$$A_\circ(z, z') = A_*(y, y') - B(y, w') + B(w, y') - C(w, w') \quad (5.23)$$

Then if:

- 1) The elastic sub-system A_* has a coercivity estimate on the form

$$\inf_{y \in Y} \sup_{y' \in Y} \frac{A_*(y, y') - \|p\|_{\lambda^{-1}} \|p'\|_{\lambda^{-1}}}{(\|y\|_* - \|p\|_{\lambda^{-1}}^2)(\|y'\|_* - \|p'\|_{\lambda^{-1}}^2)} \gtrsim 1$$

- 2) The Darcy system C has a coercivity estimate of the form:

$$\inf_{w \in W} \frac{C(w, w) - \|w\|_\eta^2}{\|\nabla w\|_\kappa^2} \gtrsim 1, \quad (5.24)$$

- 3) The coupling terms are on the form (for $y = (u, r, p)$):

$$B(y, w') = (\vartheta \lambda^{-1} p, w'), \quad (5.25)$$

- 4) The parameters satisfy Assumption 2.5,

Then the bilinear form $A_\circ(z, z')$ satisfies:

$$\inf_{z \in Z} \sup_{z' \in Z} \frac{A_\circ(z, z')}{\|z\|_\circ \|z'\|_\circ} \gtrsim 1 \quad (5.26)$$

Proof: Let $z = (y, w)$ be given, and with respect to this y , let $y' = (u + \alpha u_p, r, p)$ be the vector used to prove inequality (5.7). We now set $z' = (y', -w)$ and calculate:

$$\begin{aligned} A_\circ(z, z') &= A_*(y, y') + B(y, w) + B(w, y') + C(w, w) \\ &\geq C_1(\|y\|_*^2 - \|p\|_{\lambda^{-1}}^2) + \|p\|_{\lambda^{-1}}^2 + 2(\vartheta \lambda^{-1} p, w) + C_2 \|\nabla w\|_\kappa^2 + \|w\|_\eta^2 \end{aligned} \quad (5.27)$$

where C_1 and C_2 are the hidden constants in inequalities (5.7) and (5.24). Then we once more use Young's inequality to obtain:

$$2(\vartheta \lambda^{-1} p, w) \leq \|p\|_{\lambda^{-1}}^2 + \|w\|_{\vartheta^2 \lambda^{-1}}^2 \quad (5.28)$$

Combining equations (5.27), (5.28) and the discrete Poincaré inequality, we obtain

$$A_\circ(z, z') \geq C_1(\|y\|_*^2 - \|p\|_{\lambda^{-1}}^2) + \frac{C_2}{2} \|\nabla w\|_\kappa^2 + \|w\|_{\eta - \vartheta^2 \lambda^{-1} + \frac{C_2 C_P}{2}}^2 \quad (5.29)$$

where C_P is the Poincaré constant. In view of point 4 of Assumption 2.5, the weight on the L^2 term is bounded from below, thus:

$$\|w\|_{\eta - \vartheta^2 \lambda^{-1} + \frac{C_2 C_P}{2}}^2 \gtrsim \|w\|^2 \quad (5.30)$$

The lemma now follows from the definition of $\|z\|_\circ^2$. \square

We summarize the above in the following Theorem.

Theorem 5.8 [Well-posedness of coupled poromechanics]: Subject to Assumption 2.5, equation (5.20) is well-posed, with a weak solution $z \in Z$ satisfying

$$\|z\|_0 \lesssim \|f^z\|$$

Proof: The corollary follows Lemma 5.6, and 5.7 and standard saddle-point theory [5]. To show that the conditions of Lemma 5.7 hold, we remark that condition 1 follows from equation (5.16) in the proof of Lemma 5.3, condition 3 holds by definition, and condition 4 is an assumption of the theorem.

It thus only remains to show condition 2. This is however an immediate consequence of the definition of the bilinear form and the (weighted) norm. \square

5.2. Well-posedness of FV-TPSA

The analysis of the well-posedness of the FV-TPSA discretization will follow the same general structure as for the continuous problem, and while the proofs become more technical, they share many similarities from their continuous counterparts.

In this section we will only discuss whether the FV-TPSA is well-posed, in the sense that the solution is well-defined depending only on robust constants independent of the grid parameter δ . The approximation properties of the method are discussed in section 5.3.

For the discrete variables, we use spaces and norms analogous to those defined in equation (5.1-5.2). In particular, the vectors of discrete variables are denoted $\mathbf{y} = (\mathbf{u}, \mathbf{r}, \mathbf{p}) \in \mathbf{Y}$ and $\mathbf{z} = (\mathbf{y}, \mathbf{w}) = (\mathbf{u}, \mathbf{r}, \mathbf{p}, \mathbf{w}) \in \mathbf{Z}$, where

$$\mathbf{Y} = \mathbb{R}^{(N \times |I_{\mathcal{T}}|)} \times \mathbb{R}^{(N \times |I_{\mathcal{T}}|)} \times \mathbb{R}^{|I_{\mathcal{T}}|}, \quad \mathbf{W} = \mathbb{R}^{|I_{\mathcal{T}}|} \quad (5.31)$$

and

$$\mathbf{Z} = \mathbf{Y} \times \mathbf{W} \quad (5.32)$$

These vectors are normed by:

$$\|\mathbf{y}\|_*^2 = \|\delta^{-1} \Delta \mathbf{u}\|_{\bar{\mu}}^2 + \|\mathbf{u}\|_{\mu}^2 + \|\delta^{-1} \Delta \mathbf{r}\|_{\frac{2}{\rho^2}}^2 + \|\mathbf{r}\|_{\mu^{-1}}^2 + \|\mathbf{p}\|_{\lambda^{-1}}^2 + \|\mathbf{p}\|_{\mu^{-1}} \quad (5.33)$$

and

$$\|\mathbf{z}\|_0^2 = (\|\mathbf{y}\|_*^2 - \|\mathbf{p}\|_{\lambda^{-1}}^2) + \|\delta^{-1} \Delta \mathbf{w}\|_{\bar{\kappa}}^2 + \|\mathbf{w}\|^2 \quad (5.34)$$

It is relatively clear from context that all norms involving expressions with Δ are face-norms, while the remaining norms are cell-norms (see equation (1.20) for the

distinction). Moreover, we emphasize that for all the face-norms, the weights appearing in the norms are always the harmonic average of the adjacent cell values.

As in the continuous case, the material weights appearing in the norm definitions (5.33) and (5.34) ensure the proper notion of regularity when variables degenerate. Notably, when either $\ell \rightarrow 0$ (or $\kappa \rightarrow 0$), the regularity of \mathbf{r} (or \mathbf{w}) is reduced.

5.2.1 Elastic subsystem

In this section, we consider the FV-TPSA discretization stated in equation (3.9). By designating the discretization matrix of that equation by \mathbf{A}_* , the FV-TPSA discretization can be written compactly as:

$$\mathbf{A}_* \mathbf{y} = |\boldsymbol{\omega}| \mathbf{f}^y \quad (5.35)$$

We write this as an algebraically equivalent variational problem on the same form as equation (5.4) by multiplying both sides with \mathbf{y}' , thus obtaining the discrete variational problem: Find $\mathbf{y} \in \mathbf{Y}$ such that

$$A_*^\delta(\mathbf{y}, \mathbf{y}') = \mathbf{f}^y(\mathbf{y}') \quad (5.36)$$

where

$$A_*^\delta(\mathbf{y}, \mathbf{y}') = (\mathbf{A}_* \mathbf{y}) \mathbf{y}' \quad \text{and} \quad \mathbf{f}^y(\mathbf{y}') = (|\boldsymbol{\omega}| \mathbf{f}^y, \mathbf{y}') \quad (5.37)$$

Well-posedness of equation (5.36) again relies on continuity and coercivity of the bilinear forms, which will be shown below. However, we will need several technical tools, essentially mimicking discrete calculus rules, in the calculations. We summarize these relationships here:

Lemma 5.9 [Calculus for FV-TPSA]: The following relationships hold for the operators appearing in the FV-TPSA discretization:

1. Averaging operator. It holds that:

$$\|\tilde{\Xi} \mathbf{r}\|_{\bar{\mu}^{-1}}^2 = \|\mathbf{r}\|_{\mu^{-1}}^2$$

2. Orthogonal directional derivative decomposition. It holds that:

$$\|\boldsymbol{\delta}^{-1} \Delta \mathbf{u}\|_{\bar{\mu}}^2 = \|\boldsymbol{\delta}^{-1} \mathbf{n} \Delta \mathbf{u}\|_{\bar{\mu}}^2 + \|\boldsymbol{\delta}^{-1} R^n \Delta \mathbf{u}\|_{\bar{\mu}}^2$$

3. Sum of off-diagonal normal component terms. The off-diagonal normal component terms are negative adjoints:

$$(\Delta|\boldsymbol{\zeta}| \mathbf{n} \Xi \mathbf{u}, \mathbf{p}) + (\Delta|\boldsymbol{\zeta}| \mathbf{n} \tilde{\Xi} \mathbf{p}, \mathbf{u}) = 0$$

4. Difference of off-diagonal rotation terms. The following holds:

$$(\Delta|\boldsymbol{\zeta}| R^n \Xi \mathbf{u}, \mathbf{r}) = (\Delta|\boldsymbol{\zeta}| R^n \tilde{\Xi} \mathbf{r}, \mathbf{u})$$

Proof: The above claims follow from algebraic manipulations of the stated operators, and are collected in Appendix A3. \square

Lemma 5.10 [Continuity of discrete elastic subsystem, $\vartheta = \mathbf{0}$]: Subject to Assumptions 2.3, the bilinear form $A_*^\delta(\mathbf{y}, \mathbf{y}')$ is continuous with respect to the norm in equation (5.33), and $\mathbf{f}^y(\mathbf{y}')$ is continuous with respect to the norm in equation (1.20), with constants independent of δ .

Proof: Since the problem is finite-dimensional, continuity is ensured. However, it remains to verify that the continuity constants are independent of δ . From equation (1.20) and the Cauchy-Schwarz inequality, this holds for the linear term:

$$\mathbf{f}^y(\mathbf{y}') \leq \|\mathbf{f}^y\| \|\mathbf{y}'\| \quad (5.38)$$

For the bilinear term the Cauchy-Schwarz inequality gives:

$$\begin{aligned} A_*^\delta(\mathbf{y}, \mathbf{y}') \leq & 2\|\delta^{-1}\Delta^*\mathbf{u}\|_{\bar{\mu}}\|\delta^{-1}\Delta^*\mathbf{u}'\|_{\bar{\mu}} + \|R^n\Xi\mathbf{r}\|_{\bar{\mu}^{-1}}\|\delta^{-1}\Delta^*\mathbf{u}'\|_{\bar{\mu}} + \|\mathbf{n}\tilde{\Xi}\mathbf{p}\|_{\bar{\mu}^{-1}}\|\delta^{-1}\Delta^*\mathbf{u}'\|_{\bar{\mu}} + \\ & \|R^n\Xi\mathbf{r}'\|_{\bar{\mu}^{-1}}\|\delta^{-1}\Delta^*\mathbf{u}\|_{\bar{\mu}} + \|\delta^{-1}\Delta^*\mathbf{r}\|_{\bar{\rho}^2}\|\delta^{-1}\Delta^*\mathbf{r}'\|_{\bar{\rho}^2} + \|\mathbf{r}\|_{\mu^{-1}}\|\mathbf{r}'\|_{\mu^{-1}} + \\ & \|\Delta^*\mathbf{p}\|_{\delta^{-1}\delta^\mu}\|\Delta^*\mathbf{p}'\|_{\delta^{-1}\delta^\mu} + \|\mathbf{p}\|_{\lambda^{-1}}\|\mathbf{p}'\|_{\lambda^{-1}} \end{aligned} \quad (5.39)$$

Here we used calculus rules 3. and 4. of Lemma 5.9. We note that since R^n and Ξ are bounded linear operators, and since $\delta^{-1}\delta^\mu \lesssim \mu^{-1}$ and $\delta_k^\mu = 0$ for boundary faces (given Dirichlet boundary conditions), all terms in (5.39) are bounded by terms in the norm given in equation (5.33), independent of $\delta \rightarrow 0$, thus the Lemma follows. \square

In the analysis of the continuous problem, Section 5.1.1, we used the inf-sup properties of Stokes' equations, recalled in Lemma 1.11. A somewhat weaker result is available for the FV-TPSA, which we will now state and prove. This proof technique is motivated by the classic paper by Franca and Stenberg on stabilized methods [37], see also an earlier application to the analysis of finite volume methods for elasticity [34].

Lemma 5.11 [Relaxed discrete Stokes' inf-sup]: For any vector $\mathbf{p} \in \mathbb{R}^{|\mathcal{T}|}$, there exists a vector $\mathbf{u}_p \in \mathbb{R}^{n \times |\mathcal{T}|}$, such that:

$$(\Delta|\zeta|\mathbf{n}\Xi\mathbf{u}_p, \mathbf{p}) \geq |\mathbf{p}|_{\mu^{-1}}(\beta_1|\mathbf{p}|_{\mu^{-1}} - \beta_2\|\Delta^*\mathbf{p}\|_{\delta^{-1}\delta^\mu}) \quad (5.40)$$

while at the same time:

$$(\Delta|\zeta|R^n\Xi\mathbf{u}_p, \mathbf{r}) \leq \beta_3|\mathbf{p}|_{\mu^{-1}}\|\Delta^*\mathbf{r}\|_{\bar{\mu}^{-1}} \quad (5.41)$$

The vector \mathbf{u}_p further satisfies that:

$$\|\delta^{-1}\Delta^*\mathbf{u}_p\|_{\bar{\mu}} \leq |\mathbf{p}|_{\mu^{-1}} \quad (5.42)$$

Proof: The proof is by explicit construction. Let therefore \mathbf{p} be given and denote by $p(x)$ the function that is constant on each cell $\omega_i \in \mathcal{T}$, taking the value of p_i . Then Lemma 1.11 gives the existence of a function $u_p \in H^1(\Omega, \mathbb{R}^n)$, with all the properties for the continuous Stokes' inf-sup. We argue that the cell-projection

$$\mathbf{u}_p = \pi_\omega u_p \quad (5.43)$$

satisfies the properties stated in the Lemma. We first note that equation (1.26) and the stability of the projection operator ensures (5.42), since:

$$|\mathbf{p}|_{\mu^{-1}} = |p(x)|_{\mu^{-1}} = \|\nabla u_p\|_\mu \geq \|\delta^{-1} \Delta^*(\pi_\omega u_p)\|_{\bar{\mu}} = \|\delta^{-1} \Delta^* \mathbf{u}_p\|_{\bar{\mu}} \quad (5.44)$$

We now turn to equation (5.40).

$$\begin{aligned} (\Delta|\zeta|\mathbf{n}\Xi\mathbf{u}_p, \mathbf{p}) &= \sum_{i \in I_{\mathcal{T}}} p_i \sum_{k \in \mathcal{N}_i} \int_{\zeta_k} \Xi\mathbf{u}_p \cdot \mathbf{n}_{k,i} dA \\ &= \sum_{i \in I_{\mathcal{T}}} p_i \sum_{k \in \mathcal{N}_i} \int_{\zeta_k} (\Xi\mathbf{u}_p + u_p - \pi_{\zeta,k} u_p) \cdot \mathbf{n}_{k,i} dA \end{aligned} \quad (5.45)$$

Where in the last term we have used that $\pi_{\zeta,k}$, as defined in equation (1.21), preserves fluxes. Thus:

$$\begin{aligned} (\Delta|\zeta|\mathbf{n}\Xi\mathbf{u}_p, \mathbf{p}) &= \sum_{i \in I_{\mathcal{T}}} p_i \sum_{k \in \mathcal{N}_i} \int_{\zeta_k} \Xi_k \mathbf{u}_p \cdot \mathbf{n}_{k,i} dA \\ &= (\nabla \cdot u_p, \mathbf{p}) + \sum_{i \in I_{\mathcal{T}}} p_i \sum_{k \in \mathcal{N}_i} \int_{\zeta_k} (\Xi_k \pi_\omega - \pi_{\zeta,k}) u_p \cdot \mathbf{n}_{k,i} dA \\ &= (\nabla \cdot u_p, \mathbf{p}) + (|\zeta|\mathbf{n}(\Xi\pi_\omega - \pi_\zeta)u_p, \Delta^* \mathbf{p}) \\ &\geq \beta_1 |\mathbf{p}|_{\mu^{-1}}^2 - \|(\delta\delta^\mu)^{-1/2} \mathbf{n}(\Xi\pi_\omega - \pi_\zeta)u_p\| \| \Delta^* \mathbf{p} \|_{\delta^{-1} \delta^\mu} \end{aligned} \quad (5.46)$$

Here β_1 is the inf-sup constant of the continuous case, see Lemma 1.11.

Furthermore, due to a self-similarity argument the difference between the mean of the cell interpolants and the face interpolants satisfy:

$$\|(\delta\delta^\mu)^{-1/2} \mathbf{n}(\Xi\pi_\omega - \pi_\zeta)u_p\| \leq \beta_2 \|\nabla u_p\|_\mu = \beta_2 |\mathbf{p}|_{\mu^{-1}} \quad (5.47)$$

where β_2 depends on the grid structure and the material constant μ , but does not in general scale with δ . Combining (5.45-5.47) gives (5.40)

Inequality (5.41), follows by a completely analogous calculation as equations (5.45-5.47), but exploiting the fact that $S\nabla u_p = 0$ to eliminate the first term in the resulting inequality.

□

We are now ready to prove the main stability result for FV-TPSA.

Theorem 5.12 [Coercivity of discrete elastic subsystem, $\vartheta = \mathbf{0}$]: Subject to Assumption 2.3 and Assumption 2.6, the bilinear form $A_*^\delta(\mathbf{y}, \mathbf{y}')$ satisfies:

$$\inf_{\mathbf{y} \in Y} \sup_{\mathbf{y}' \in Y} \frac{A_*^\delta(\mathbf{y}, \mathbf{y}')}{\|\mathbf{y}\|_* \|\mathbf{y}'\|_*} \gtrsim 1 \quad (5.48)$$

where the hidden constant is robust in the sense of Definition 1.7, and independent of $\delta \rightarrow 0$.

Proof: The proof follows the structure of Lemma 5.3, but is adapted to the available discrete calculus identities (Lemma 5.9) and the relaxed Stokes' inf-sup condition (Lemma 5.11). Thus, as before, we show the condition by an explicit construction. To this end, let $\mathbf{y} = (\mathbf{u}, \mathbf{r}, \mathbf{p}) \in Y$ be given, and choose $\mathbf{y}' = (\mathbf{u} + \alpha \mathbf{u}_p, \mathbf{r}, \mathbf{p})$, where α is a free parameter and \mathbf{u}_p depends on \mathbf{p} according to Lemma 5.11. In view of Lemma 5.9, we then calculate

$$\begin{aligned} A_*^\delta(\mathbf{y}, \mathbf{y}') &= 2\|\delta^{-1}\Delta^*\mathbf{u}\|_{\bar{\mu}}^2 + 2(\Delta|\zeta|R^n\tilde{\Xi}\mathbf{r}, \mathbf{u}) + \|\delta^{-1}\Delta^*\mathbf{r}\|_{\frac{\bar{\mu}}{\ell^2}}^2 + \|\mathbf{r}\|_{\mu^{-1}}^2 + \|\Delta^*\mathbf{p}\|_{\delta^{-1}\delta\mu}^2 + \\ &\quad \|\mathbf{p}\|_{\lambda^{-1}}^2 + \alpha \left(2(|\zeta|\delta^{-1}\bar{\mu}\Delta^*\mathbf{u}_p, \Delta^*\mathbf{u}) + (\Delta|\zeta|R^n\Xi\mathbf{u}_p, \mathbf{r}) + (\Delta|\zeta|\mathbf{n}\Xi\mathbf{u}_p, \mathbf{p}) \right) \end{aligned} \quad (5.49)$$

Applying now equations (5.40-5.42) from Lemma 5.11, we obtain for $0 < \gamma_1 < 2$:

$$\begin{aligned} A_*^\delta(\mathbf{y}, \mathbf{y}') &\geq (2 - \gamma_1)\|\delta^{-1}\Delta^*\mathbf{u}\|_{\bar{\mu}}^2 + \gamma_1 \left(\|\delta^{-1}\mathbf{n}\Delta^*\mathbf{u}\|_{\bar{\mu}}^2 + \|\delta^{-1}R^n\Delta^*\mathbf{u}\|_{\bar{\mu}}^2 \right) \\ &\quad - 2\|\delta^{-1}R^n\Delta^*\mathbf{u}\|_{\bar{\mu}}\|\tilde{\Xi}\mathbf{r}\|_{\bar{\mu}^{-1}} + \|\delta^{-1}\Delta^*\mathbf{r}\|_{\frac{\bar{\mu}}{\ell^2}}^2 + \|\mathbf{r}\|_{\mu^{-1}}^2 + \|\mathbf{p}\|_{\lambda^{-1}}^2 + \|\Delta^*\mathbf{p}\|_{\delta^{-1}\delta\mu}^2 \\ &\quad + \alpha \left(-2\|\delta^{-1}\Delta\mathbf{u}\|_{\bar{\mu}}|\mathbf{p}|_{\mu^{-1}} - \beta_3|\mathbf{p}|_{\mu^{-1}}\|\Delta^*\mathbf{r}\|_{\bar{\mu}^{-1}} + |\mathbf{p}|_{\mu^{-1}}(\beta_1|\mathbf{p}|_{\mu^{-1}} - \beta_2\|\Delta^*\mathbf{p}\|_{\delta^{-1}\delta\mu}) \right) \end{aligned} \quad (5.50)$$

Furthermore, we note that using calculus rule 1 from Lemma 5.9 together with Young's inequality with enumerated weights $\gamma_j > 0$, we obtain inequalities of the form:

$$\|\delta^{-1}R^n\Delta^*\mathbf{u}\|_{\bar{\mu}}\|\tilde{\Xi}\mathbf{r}\|_{\bar{\mu}^{-1}} \leq \frac{\gamma_6}{2}\|\delta^{-1}R^n\Delta^*\mathbf{u}\|_{\bar{\mu}}^2 + \frac{1}{2\gamma_6}\|\tilde{\Xi}\mathbf{r}\|_{\bar{\mu}^{-1}}^2 = \frac{\gamma_6}{2}\|\delta^{-1}R^n\Delta^*\mathbf{u}\|_{\bar{\mu}}^2 + \frac{1}{2\gamma_6}\|\mathbf{r}\|_{\bar{\mu}^{-1}}^2 \quad (5.51)$$

Collecting terms, and using inequalities of the type (5.51) together with the inverse inequality [27]:

$$\|\Delta^*\mathbf{r}\|_{\bar{\mu}^{-1}} \leq \|\mathbf{r}\|_{\mu^{-1}} \quad (5.52)$$

we then obtain:

$$A_*^\delta(\mathbf{y}, \mathbf{y}') \geq ((2 - \gamma_1 - \alpha\gamma_3) \|\delta^{-1} \Delta^* \mathbf{u}\|_\mu^2 + (\gamma_1 - \frac{\gamma_6}{2}) \|\delta^{-1} R^n \Delta^* \mathbf{u}\|_\mu^2 + \|\delta^{-1} \Delta^* \mathbf{r}\|_{\frac{\rho}{2}}^2 + (1 - \frac{\alpha\beta_3}{2\gamma_4} - \frac{1}{2\gamma_6}) \|\mathbf{r}\|_{\mu^{-1}}^2 + (1 - \frac{\alpha\beta_2}{2\gamma_5}) \|\Delta^* \mathbf{p}\|_{\delta^{-1} \delta^\mu}^2 + \|\mathbf{p}\|_{\lambda^{-1}}^2 + (\alpha\beta_1 - \alpha(\frac{1}{\gamma_3} + \frac{\gamma_4\beta_3}{2} + \frac{\gamma_5\beta_2}{2})) \|\mathbf{p}\|_{\mu^{-1}}^2) \quad (5.53)$$

We eliminate non-essential terms, and in general simplify, by setting:

$$\gamma_5 = \frac{\alpha\beta_2}{2} \quad \text{and} \quad \gamma_6 = 2\gamma_1 \quad (5.54)$$

Then:

$$A_*^\delta(\mathbf{y}, \mathbf{y}') \geq (2 - \gamma_1 - \alpha\gamma_3) \|\delta^{-1} \Delta^* \mathbf{u}\|_\mu^2 + \|\delta^{-1} \Delta^* \mathbf{r}\|_{\frac{\rho}{2}}^2 + (1 - \frac{\alpha\beta_3}{2\gamma_4} - \frac{1}{4\gamma_1}) \|\mathbf{r}\|_{\mu^{-1}}^2 + \|\mathbf{p}\|_{\lambda^{-1}}^2 + \left(\alpha \left(\beta_1 - \frac{1}{\gamma_3} - \frac{\gamma_4\beta_3}{2} - \frac{\alpha\beta_2^2}{4} \right) \right) \|\mathbf{p}\|_{\mu^{-1}}^2 \quad (5.55)$$

By setting e.g.

$$\gamma_1 = \frac{3}{2}, \quad \gamma_4 = \sqrt{\alpha}, \quad \gamma_3 = \sqrt{\alpha^{-1}} \quad (5.56)$$

we obtain:

$$A_*^\delta(\mathbf{y}, \mathbf{y}') \geq \left(\frac{1}{2} - \sqrt{\alpha} \right) \|\delta^{-1} \Delta^* \mathbf{u}\|_\mu^2 + \|\delta^{-1} \Delta^* \mathbf{r}\|_{\frac{\rho}{2}}^2 + \left(\frac{5}{6} - \frac{\sqrt{\alpha}\beta_3}{2} \right) \|\mathbf{r}\|_{\mu^{-1}}^2 + \|\mathbf{p}\|_{\lambda^{-1}}^2 + \alpha \left(\beta_1 - \sqrt{\alpha} - \frac{\sqrt{\alpha}\beta_3}{2} - \frac{\alpha\beta_2^2}{4} \right) \|\mathbf{p}\|_{\mu^{-1}}^2 \quad (5.57)$$

We can now choose α sufficiently small, and it is clear that all parentheses in (5.57) are positive. As all constants appearing in (5.57) are robust, so is the choice of α . Following an application of the discrete Poincaré inequality, equation (1.23), and the fact that α is bounded and thus $\|\mathbf{y}'\|_* \lesssim \|\mathbf{y}\|_*$, concludes the proof. \square

Corollary 5.13 [Well-posedness of the FV-TPSA discretization for the elastic subsystem]: Subject to Assumptions 2.3, equation (5.36) is well-posed, with solution $\mathbf{y} \in \mathbf{Y}$ satisfying

$$\|\mathbf{y}\|_* \lesssim \|\mathbf{f}^y\|$$

where the constants are robust in the sense of Definition 1.7, and do not depend on $\delta \rightarrow 0$.

Proof: The corollary follows Lemma 5.10, Theorem 5.12 and standard saddlepoint theory [5] \square .

5.2.2 Full poromechanical system

Having developed the well-posedness for the elastic subsystem, the well-posedness of the full system follows from an application of Lemma 5.7. Following the notation of Section 5.2.1, we consider the FV-TPSA discretization stated in equation (4.4). By designating the discretization matrix of the poromechanical system by \mathbf{A}_\circ , the FV-TPSA discretization can be written compactly as:

$$\mathbf{A}_\circ \mathbf{z} = |\boldsymbol{\omega}| \mathbf{f}^z \quad (5.58)$$

We again write this as an algebraically equivalent variational problem by multiplying both sides with \mathbf{z}' , thus obtaining the discrete variational problem: Find $\mathbf{z} \in \mathbf{Z}$ such that

$$A_\circ^\delta(\mathbf{z}, \mathbf{z}') = \mathbf{f}^z(\mathbf{z}') \quad (5.59)$$

where

$$A_\circ^\delta(\mathbf{z}, \mathbf{z}') = (\mathbf{A}_\circ \mathbf{z}) \mathbf{z}' \quad \text{and} \quad \mathbf{f}^z(\mathbf{z}') = (|\boldsymbol{\omega}| \mathbf{f}^z, \mathbf{z}') \quad (5.60)$$

Lemma 5.14 [Continuity of discrete poromechanical system]: Subject to Assumption 2.5, the bilinear form $A_\circ^\delta(\mathbf{z}, \mathbf{z}')$ is continuous with respect to the norm in equation (5.34), and $\mathbf{f}^z(\mathbf{z}')$ is continuous with respect to the norm in equation (1.20), with constants independent of δ .

Proof: The proof is a straight-forward application of the definition of A_\circ^δ , the Cauchy-Schwartz inequality, and Lemma 5.10. \square

Lemma 5.15 [Coercivity of discrete coupled poromechanics]: Subject to Assumption 2.5, the bilinear form $A_\circ^\delta(\mathbf{z}, \mathbf{z}')$ satisfies:

$$\inf_{\mathbf{z} \in \mathbf{Z}} \sup_{\mathbf{z}' \in \mathbf{Z}} \frac{A_\circ^\delta(\mathbf{z}, \mathbf{z}')}{\|\mathbf{z}\|_* \|\mathbf{z}'\|_*} \gtrsim 1 \quad (5.61)$$

where the hidden constant is robust in the sense of Definition 1.7, and independent of $\delta \rightarrow 0$.

Proof: We apply Lemma 5.7. From the definition of A_\circ^δ , it is clear that it is on the form of (5.23), and that equation (5.25) holds. Moreover, condition 1) of the proof was shown in equation (5.57) of the proof of Theorem 5.12, while condition 4) of Lemma 5.7 is a condition of this Lemma. It remains to show that condition 2) holds, e.g. that the Darcy system satisfies

$$\inf_{\mathbf{w} \in \mathcal{W}} \frac{C^\delta(\mathbf{w}, \mathbf{w}) - \|\mathbf{w}\|_\eta^2}{\|\delta^{-1} \bar{\kappa} \mathbf{w}\|_\kappa^2} \gtrsim 1, \quad (5.62)$$

where from equation (4.4) we identify:

$$C^\delta(\mathbf{w}, \mathbf{w}') = (\Delta|\zeta|\delta^{-1} \bar{\kappa} \Delta^* \mathbf{w}, \mathbf{w}') + (|\omega| \eta \mathbf{w}, \mathbf{w}') \quad (5.63)$$

However, for any \mathbf{w} , equation (5.62) holds with equality, thus all conditions of Lemma 5.7 hold, and inequality (5.61) is thus satisfied. \square

Theorem 5.16 [Well-posedness of the FV-TPSA]: Subject to Assumption 2.5, equation (5.59) is well-posed with solution $\mathbf{z} \in \mathbf{Z}$ satisfying:

$$\|\mathbf{z}\|_0 \lesssim \|\mathbf{f}^Z\|$$

where the constants are robust in the sense of Definition 1.7, and do not depend on $\delta \rightarrow 0$.

Proof: The corollary follows Lemma 5.14 and 5.15 and standard saddlepoint theory [5] \square .

5.3 Consistency and convergence of FV-TPSA

It is clear that two-point approximations cannot provide a consistent approximation to a normal derivative if the vector obtained by subtracting the coordinate vector of the two points is not parallel to the normal vector. In the present setting, this appears in Equation (A2.6), which based on a Taylor series expansion can be seen to have an approximation error of

$$n_{i,j}^T \nabla u|_{x_{\{i,j\}}} = \frac{u|_{x_{\{i,j\}}} - u_i}{(x_{\{i,j\}} - x_i) \cdot n_{i,j}} + \mathcal{O}(1) \left| n_{i,j} \times \nabla u|_{x_{\{i,j\}}} \right| + \mathcal{O}(\delta) \left(n_{i,j}^T \nabla (n_{i,j}^T \nabla u) \Big|_{x_{\{i,j\}}} \right) + \mathcal{O}(\delta^2) \quad (5.64)$$

As such, no two-point scheme will provide a consistent numerical flux, unless the grid is face-orthogonal, in the sense of Definition 1.10.

It is therefore *a priori* clear that there will exist classes of grids (such as e.g. parallelograms regular tiling of non-equilateral triangles) for which the FV-TPSA method is not consistent, just like its scalar counterpart TPFA (for an in-depth discussion, see [38]). Consistency must therefore be established on a smaller class of grids. *As a consequence, for this section, we only consider face-orthogonal grids.*

The consistency and convergence of two-point approximation schemes for elliptic PDEs is carefully treated in the classic work of Eymard, Gallouët and Herbin [27]. In particular,

much of the results of Section 3.1.4 to 3.1.6 of that work directly applies to the currently proposed methods. In the interest of space, we will not reproduce their arguments as adapted to the current context, but state the main results in the following theorem.

Theorem 5.17 [Convergence of the FV-TPSA]: For admissible face-orthogonal grids, and spatially constant material parameters, the solution z of equation (5.20) and the solution \mathbf{z}_δ of equation (5.59) (for a given grid \mathcal{T}_δ in a grid sequence indexed by δ), satisfy whenever z is sufficiently smooth:

$$\|\mathbf{z}_\delta - z(\mathbf{x}_\omega)\|_0 \lesssim \|f^z\| \delta$$

where \mathbf{x}_ω is the vector of cell centers, and the hidden constant is robust in the sense of Definition 1.7, and does not depend on $\delta \rightarrow 0$.

Proof. Existence of \mathbf{z}_δ and z is guaranteed by Theorems 5.8 and 5.16. The closeness claimed in the Theorem follows the same arguments as in the proof of Theorem 3.3 in [27].

Corollary 5.18 [Convergence of the FV-TPSA stress and flux]: Whenever Theorem 5.17 applies, the numerical stresses and flux $(\boldsymbol{\sigma}_\delta, \boldsymbol{\tau}_\delta, \boldsymbol{\chi}_\delta)$, defined from \mathbf{z}_δ by equation (4.3), also converge to the continuous stresses and flux (σ, τ, χ) , defined from z by equation (2.5), satisfy:

$$\|\boldsymbol{\sigma}_\delta - \sigma(\mathbf{x}_\zeta)\|_{\bar{\mu}^{-1}}^2 + \|\boldsymbol{\tau}_\delta - \tau(\mathbf{x}_\zeta)\|_{\bar{\mu}}^2 + \|\boldsymbol{\chi}_\delta - \chi(\mathbf{x}_\zeta)\|_{\bar{\kappa}^{-1}}^2 \lesssim \|f^z\| \delta$$

where \mathbf{x}_ζ is the vector of cell centers, and the hidden constant is robust in the sense of Definition 1.7, and does not depend on $\delta \rightarrow 0$.

Proof. From equation (4.3), the stated stresses and flux are algebraically related to quantities appearing in the norm of Theorem 5.17. Keeping in mind that by Assumption 2.3, μ is bounded from below while ℓ is bounded from above, so that $\bar{\mu} \gtrsim \bar{\ell}^2^{-1}$, all constants are reflected in the norms stated in the Corollary.

6. Numerical verification

We verify the finite volume TPSA discretization through a series of numerical experiments, with emphasis on probing the robustness of the method in the sense of Definition 1.7. Since the first Lamé parameter does not enter the definition of robustness, we will fix $\mu = 1$ throughout all numerical examples.

From the perspective of grids, we identify four grids that illustrate the performance and robustness of the method, we refer to these as Grid Types (GT) 1 through 4, see Figure 6.1 for an illustration:

GT1: *Super-symmetric grids:* For grids with high degree of local symmetry, symmetry arguments explain why second-order convergence is often seen for discretizations of elliptic-type partial differential equations, despite only first-order convergence being proved. We explore this with a regular Cartesian grid sequence.

GT2: *Asymptotically face-orthogonal grids:* Theorem 5.17 requires face-orthogonal grid sequences, but it is natural to expect good results even if this only holds asymptotically. We explore this with a δ^2 perturbation of a regular Cartesian grid sequence.

GT3: *Unstructured face-orthogonal grids:* For face-orthogonal grids without additional symmetry, Theorem 5.17 should apply. We explore this with a simplicial grid sequence provided by Gmsh [39].

GT4: *Non-face-orthogonal grids:* We do not expect convergence on very bad grids, however, it is reasonable to still expect a stable approximate solution, in view of Theorem 5.14. We explore this with a δ perturbation of a regular Cartesian grid sequence.

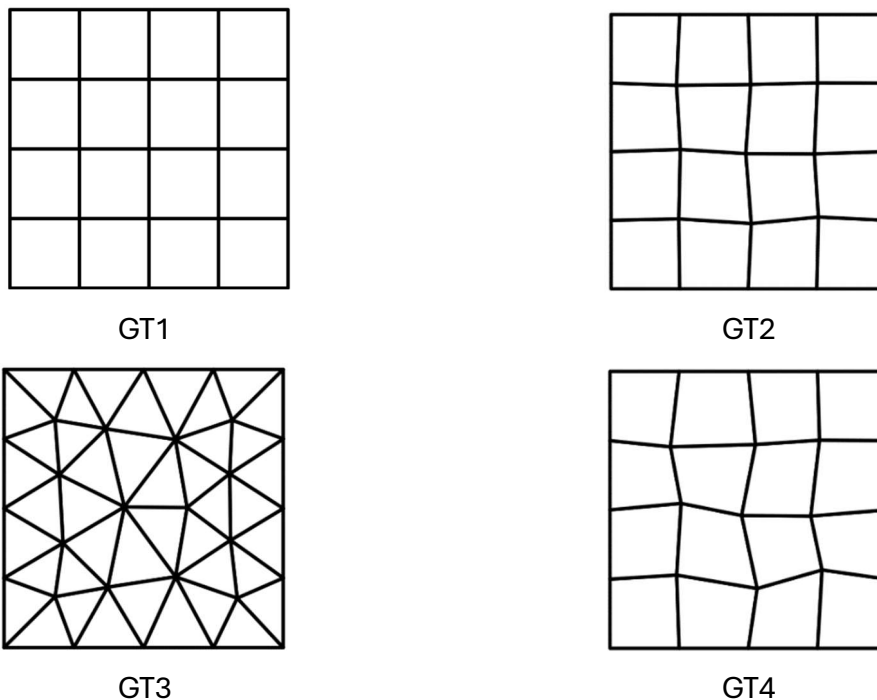


Figure 6.1: Illustration of the grid types used in the convergence test. Upper left: Unperturbed Cartesian grid (GT1). Upper right: Cartesian grid with δ^2 perturbations (GT2). Lower left: Simplex grid (GT3). Lower right: Cartesian grid with δ perturbations (GT4).

We note that the GT4 is a quite challenging grid type in general, and also more advanced methods such as the symmetric variants of the so-called multipoint mixed-finite element methods suffer on these grids [40, 12].

All experiments are on the unit square in 2D¹. The discretization is implemented in the open-source simulation code PorePy [41]. We measure the performance of the method by measuring the relative error in the norm defined in equation (5.33).

6.1 Linearized elasticity and Stokes

We first consider the case of a purely elastic material ($\ell = \vartheta = 0$) with emphasis on robustness in the incompressible limit, and therefore set $\lambda = \{1, 10^2, 10^4, \infty\}$. We report the convergence towards an analytical expression chosen to conform to zero Dirichlet boundary conditions:

$$\begin{aligned} u &= \left(\frac{\partial \psi}{\partial y}, -\frac{\partial \psi}{\partial x} \right), & \psi &= \sin^2(2\pi x) \sin^2(2\pi y), \\ r &= x(1-x) \sin(2\pi y), & p &= 0. \end{aligned} \tag{6.1}$$

The errors under grid refinement are shown in Figure 6.2 for grid types GT1-GT4. According to theory, robust convergence is achieved for GT1, GT2 and GT3. Moreover, improved convergence rates (second order) are indeed observed for GT1 and GT2. On the other hand, slightly worse than first-order convergence is observed for GT3, likely attributable to the slight deviation from face-orthogonal triangulation provided by Gmsh, in particular near the boundary. For GT4, the non-face-orthogonal grid, we as expected do not see convergence to the reference solution, however the results are stable independent of grid level.

While some variation in the error is seen between moderate ($\lambda = 1$) and large ($\lambda = 10^2$) second Lamé parameter, all results are fully robust as the parameter is increased further ($\lambda = 10^4$). All results are robust also in the incompressible Stokes limit, $\lambda = \infty$, with the understanding that the solid pressure is unique only up to an additive constant, as reflected in the norm.

¹ To be replaced with 3D results before manuscript submission.

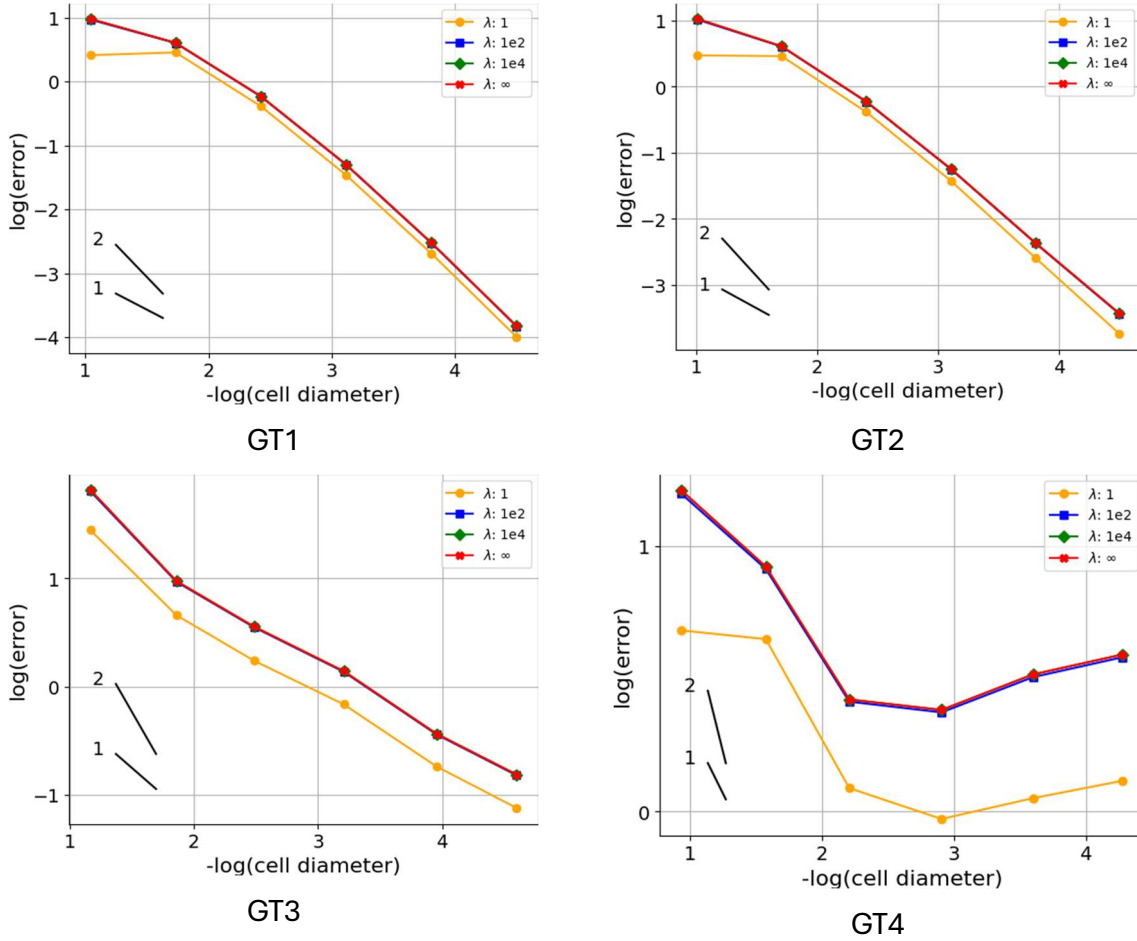


Figure 6.2: Convergence for an elastic material, considering robustness in the incompressible limit. Upper left: Unperturbed Cartesian grid (GT1). Upper right: Cartesian grid with δ^2 perturbations (GT2). Lower left: Simplex grid (GT3). Lower right: Cartesian grid with δ perturbations (GT4).

6.2 Cosserat materials and Cauchy Limit

To study the TPSA approximation properties for Cosserat materials, we next fix $\lambda = 1$, $\vartheta = 0$, and explore the Cauchy limit by selecting $\ell = \{1, 10^{-2}, 10^{-4}\}$. The case $\ell = 0$ is covered in Section 6.1. We again report convergence towards the solution (6.1), with the measured relative errors depicted in Figure 6.3. Again, robust convergence can be observed for GT1, GT2, and GT3, with second order convergence obtained for GT1 and GT2, and slightly lower than first order convergence rate for GT3. While the magnitude of the error increases as ℓ is decreased, the convergence rates stay fixed.

It is important to note the role of the grid size δ relative to ℓ , as the error shows two clear regimes. When $\delta \gg \ell$, the error is robust, but rather high. Then as the grid resolves the microstructure, e.g. $\delta \sim \ell$ the error is reduced. The error again becomes robust, at a smaller level for $\ell \ll \delta$. This behavior can be seen starting at the finest refinement level of GT2, and is pronounced for GT3 and GT4.

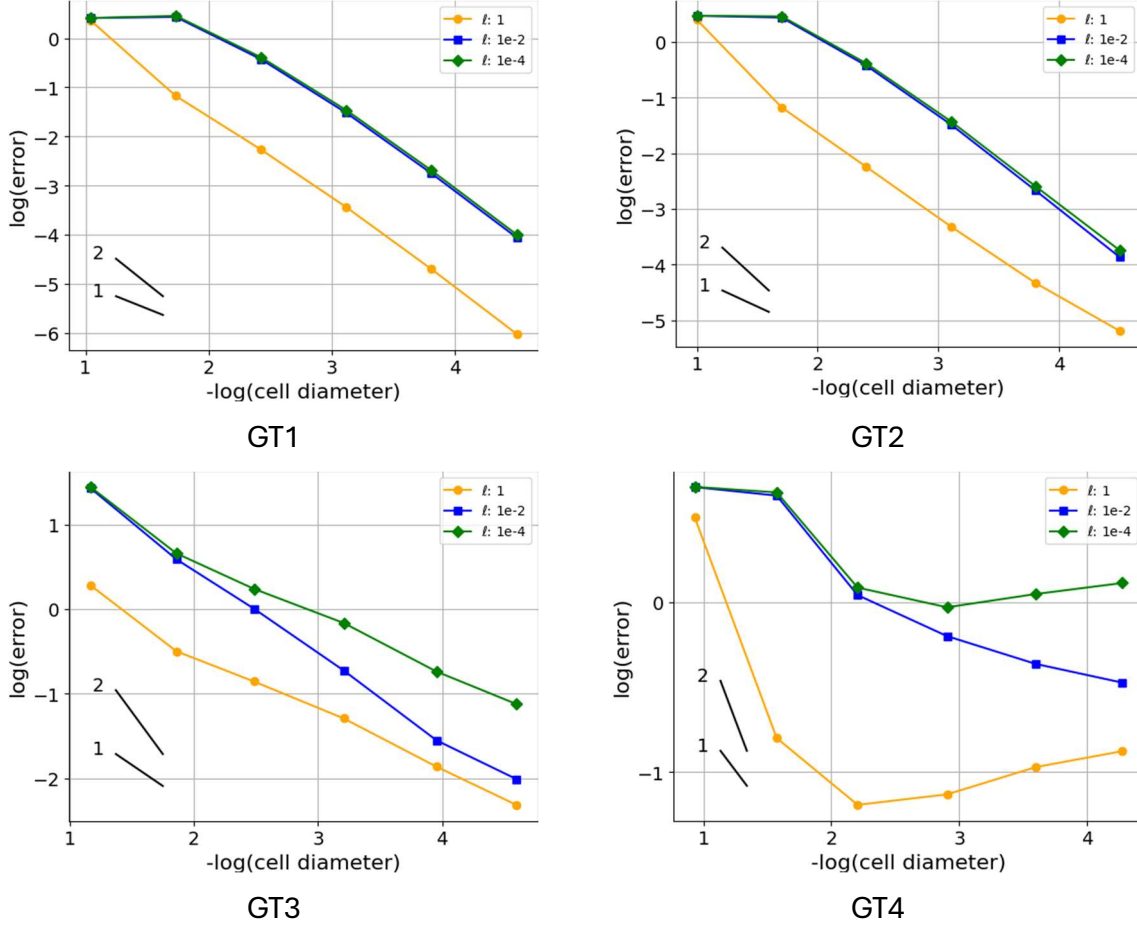


Figure 6.2: Convergence of TPSA on a Cosserat material for a vanishing parameter ℓ . Upper left: Unperturbed Cartesian grid (GT1). Upper right: Cartesian grid with δ^2 perturbations (GT2). Lower left: Simplex grid (GT3). Lower right: Cartesian grid with δ perturbations (GT4).

6.3 Poroelastic materials

Turning now to the full poroelastic system, we fix $\lambda = \vartheta = 1$, $\ell = 0$, and vary the permeability according to $\kappa = \{1, 10^{-2}, 10^{-4}\}$, exploring the limit of a vanishing permeability coefficient in Darcy's law. In this case we consider the analytical solution

$$\begin{aligned}
 u &= (\sin(\pi x)y(1 - y), \quad \sin(\pi y)x(1 - x)), & r &= x(1 - x) \sin(\pi y), \\
 p &= \sin(\pi y)x(1 - x), & w &= \sin(\pi x)y(1 - y).
 \end{aligned} \tag{6.2}$$

The relative errors for our four classes of grid types are shown in Figure 6.4. As expected, the plots confirm the stability of the method for all grid types and values of κ .

Furthermore, as in the previous cases, the solution is second order convergent on GT1 and GT2, and also converges on GT3. On the most irregular grid, GT4, the error remains independently of κ and δ .

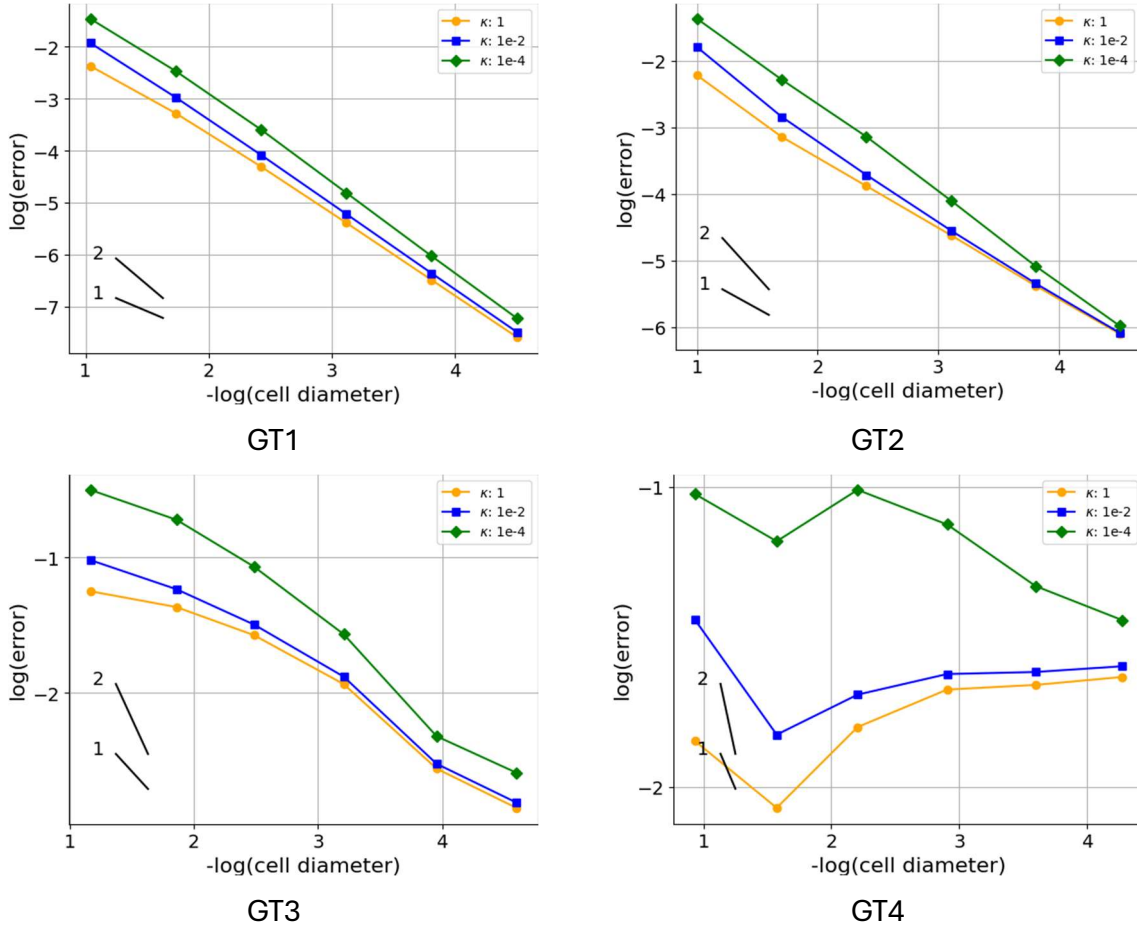


Figure 6.3: Convergence of TPSA vanishing parameter κ . Upper left: Unperturbed Cartesian grid (GT1). Upper right: Cartesian grid with δ^2 perturbations (GT2). Lower left: Simplex grid (GT3). Lower right: Cartesian grid with δ perturbations (GT4).

7. Concluding remarks

We have proposed and analyzed a new finite volume spatial discretization for the linearized elasticity, Stokes, Cosserat and Biot equations, named TPSA. The discretization has the advantage that it does not use any form of dual or staggered grid, and that all variables are co-located using essentially the same spatial operators having the minimal sparsity pattern possible. The discretization is a generalization of the popular Two-Point Flux Approximation (TPFA) for flow in porous media, and as such, is expected to have similar strengths and weaknesses.

Both the theoretical and numerical analysis supports that the TPSA inherits the general properties of TPFA. In particular, the method has very strong stability properties, being robust on very general grids and for all relevant degeneracies of material parameters. This comes at the cost of the consistency of the method, and indeed, convergence can only be expected for reasonably nice grids, with a so-called “face-orthogonal” property.

While this may seem somewhat restrictive, we emphasize the popularity of the TPFA method, which is the *de facto* standard discretization in all industrial computations for multi-face flow in porous media, and suggest that the industry is well equipped to design grids for which the limitations of the TPFA and TPSA discretizations are manageable.

Acknowledgements

The authors thank Wietse M. Boon and Omar Duran for fruitful discussions on the topic of Cosserat materials over several years.

References

- [1] M. Eastwood, "A complex from linear elasticity," in *Proceedings of the 19th Winter School "Geometry and Physics"*, Palermo, 2000.
- [2] D. N. Arnold, R. S. Falk and R. Winther, "Finite element exterior calculus, homological techniques, and applications," *Acta Numerica*, vol. 15, pp. 1-155, 2006.
- [3] R. M. Temam and A. M. Miranville, *Mathematical modeling in continuum mechanics*, Cambridge University Press, 2000.
- [4] R. W. Lewis and B. A. Schreffler, *The Finite Element Method in the Static and Dynamic Deformation and Consolidation of Porous Media*, Wiley, 1998.
- [5] D. Boffi, F. Brezzi and M. Fortin, *Mixed finite elements and applications*, Heidelberg: Springer, 2013.
- [6] E. Keilegavlen and J. M. Nordbotten, "Finite volume methods for elasticity with weak symmetry," *International Journal for Numerical Methods in Engineering*, vol. 112, no. 8, pp. 939-962, 2017.
- [7] J. M. Nordbotten, "Stable cell-centered finite volume discretization for Biot equations," *SIAM Journal on Numerical Analysis*, vol. 54, no. 2, pp. 942-968, 2016.
- [8] I. Demirdžić, "A fourth-order finite volume method for structural analysis," *Appl. Math. Model.*, vol. 40, no. 4, p. 3104–3114, 2016.

- [9] H. Jasak and H. G. Weller, "Application of the finite volume method and unstructured meshes to linear elasticity," *Int. J. Numer. Methods Eng.*, vol. 48, p. 267–287, 2000.
- [10] T. Stone, G. Bowen, P. Papanastasiou and J. Fuller, "Fully Coupled Geomechanics in a Commercial Reservoir Simulator," in *SPE European Petroleum Conference*, Paris, 2000.
- [11] P. Wenke and M. A. Wheel, "A finite volume method for solid mechanics incorporating rotational degrees of freedom," *Computers and Structures*, vol. 81, no. 5, pp. 321-329, 2003.
- [12] I. Ambartsumyan, E. Khattatov, J. M. Nordbotten and I. Yotov, "A multipoint stress mixed finite element method for elasticity on simplicial grids," *SIAM Journal of Numerical Analysis*, vol. in press, 2020.
- [13] E. Cosserat and F. Cosserat, *Théorie des corps déformables*, A. Hermann et fils, 1909.
- [14] A. Čap and K. Hu, "BGG Sequences with Weak Regularity and Applications," *Foundations of Computational Mathematics*, 2023.
- [15] W. Boon, O. Duran and J. M. Nordbotten, "Mixed finite element methods for linear Cosserat equations," submitted.
- [16] D. Arnold and R. Winther, "Mixed finite elements for elasticity," *Numerische Mathematik*, vol. 92, pp. 401-419, 2002.
- [17] D. S. Malkus and T. J. R. Hughes, "Mixed finite element methods — Reduced and selective integration techniques: A unification of concepts," *Computer Methods in Applied Mechanics and Engineering*, vol. 15, no. 1, pp. 63-81, 1978.
- [18] J. Lee, E. Piersanti, K. Mardal and M. Rognes, "A mixed finite element method for nearly incompressible multiple-network poroelasticity," *SIAM journal on scientific computing*, vol. 41, pp. A722-A747, 2019.
- [19] O. Coussy, *Poromechanics*, Wiley, 2003.
- [20] D. Braess, *Finite Elements: Theory, fast solvers and applications in solid mechanics*, Cambridge University Press, 2007.
- [21] J. E. Marsden and T. J. R. Hughes, *Mathematical foundations of elasticity*, Prentice-Hall, 1983.

- [22] C. Truesdell and W. Noll, *The non-linear field theories of mechanics*, Springer, 1965.
- [23] S. S. Antman, *Nonlinear Problems fo Elasticity*, Springer, 2004.
- [24] M. E. Gurtin, *An Introduction to Continuum Mechanics*, San Diego: Academic Press, 1982.
- [25] B. Boley and J. Weiner, *Theory of thermal stresses*, Dover , 1997.
- [26] J. M. Nordbotten and M. A. Celia, *Geological Storage of CO₂: Modeling approaches for large-scale simulation*, Hoboken, N. J.: Wiley, 2011.
- [27] R. Eymard, T. Gallouët and R. Herbin, "Finite Volume Methods," in *Handbook of Numerical Analysis, Vol VII*, Elsevier, 2006, pp. 713-1020.
- [28] R. Eymard and J.-M. Herad, "Proceedings of Finite Volumes for Complex Applications V," 2008.
- [29] K. Aziz and A. Settari, *Petroleum Reservoir Simulation*, Applied Science Publishers, 1979.
- [30] Z. Chen, G. Huan and Y. Ma, *Computational methods for multiphase flows in porous media*, SIAM, 2006.
- [31] A. Rasmussen, T. Sandve, K. Bao, A. Lauser, J. Hove, B. Skafelstad, R. Klöfkorn, M. Blatt, A. Rustad, O. Sævareid, K.-A. Lie and A. Thune, "The Open Porous Media Flow simulator," *Computers & Mathematics with Applications*, vol. 81, pp. 159-185, 2021.
- [32] G. Duvaut and J. L. Lions, *Inequalities in Mechanics and Physics*, Berlin: Springer, 1976.
- [33] R. Temam, *Navier—Stokes Equations*, Elsevier, 1979.
- [34] J. M. Nordbotten, "Convergence of a cell-centered finite volume discretization for linear elasticity," *SIAM Journal of Numerical Analysis*, vol. 53, no. 6, pp. 2605-2625, 2015.
- [35] V. R. Voller, *Basic Control Volume Finite Element Methods for Fluids and Solids*, World Scientific, 2009.
- [36] J. M. Nordbotten and E. Keilegavlen, "An introduction to multi-point flux (MPFA) and stress (MPSA) finite volume methods for thermo-poroelasticity," in *Polyhedral Methods in Geosciences*, Springer International Publishing, 2021, pp. 119-158.

- [37] L. Franca and R. Stenberg, "Error analysis of Galerkin least squares methods for the elasticity equations," *SIAM Journal on Numerical Analysis*, vol. 28, no. 6, pp. 1680-1697, 1991.
- [38] I. Aavatsmark, "Interpretation of a two-point flux stencil for skew parallelogram grids," *Computational Geosciences*, vol. 11, no. 3, p. 199–206, 2007.
- [39] C. Geuzaine and J. Remacle, "Gmsh: a three-dimensional finite element mesh generator with built-in pre- and post-processing facilities," *International Journal for Numerical Methods in Engineering*, vol. 79, no. 11, pp. 1309-1331, 2009.
- [40] I. Aavatsmark, G. T. Eigestad, R. A. Klausen, M. F. Wheeler and I. Yotov, "Convergence of a symmetric MPFA method on quadrilateral grids," *Computational Geosciences*, vol. 11, no. 4, p. 333–345, 2007.
- [41] E. Keilegavlen, R. Berge, A. Fumagalli, M. Starnoni, I. V. J. Stefansson and I. Berre, "Porepy: An open-source software for simulation of multiphysics processes in fractured porous media," *Computational Geosciences*, vol. 25, pp. 243-265, 2021.

Appendix A1: Calculus operators

Throughout this sub section, recall that $N = 3$, and let $p, q \in \mathbb{R}$ be scalars, $u, v, r \in \mathbb{R}^N$ be vectors with components u_i, v_i and r_i , and $\sigma, \chi \in \mathbb{R}^{N \times N}$ be matrices with components $\sigma_{i,j}$ and $\chi_{i,j}$.

The matrix-vector product is defined as the vector $v = \sigma u$ such that $v_i \equiv \sum_j \sigma_{i,j} u_j$ (we use the sign \equiv to denote definitions). Similarly, the vector and matrix inner product is defined as $u \cdot v \equiv \sum_i u_i v_i$ and $\sigma : \chi \equiv \sum_{i,j} \sigma_{i,j} \chi_{i,j}$. To avoid the presence of inner products, we will occasionally use the notation $u^T v = u \cdot v$, and conversely, to allow a unified presentation for both fluxes and stresses, we will also occasionally write $\sigma \cdot u = \sigma u$.

When variables are functions over Ω , we denote inner products as:

$$(p, q) \equiv \int_{\Omega} p q \, dV, \quad (u, v) \equiv \int_{\Omega} u \cdot v \, dV, \quad (\sigma, \chi) \equiv \int_{\Omega} \sigma \cdot \chi \, dV, \quad (\text{A1.1})$$

For sufficiently smooth vector function u and a matrix function σ , the divergence is defined as:

$$(\nabla \cdot u)(x) \equiv \lim_{\epsilon \rightarrow 0} |B_{x,\epsilon}|^{-1} \int_{\partial B_{x,\epsilon}} u \cdot n \, dA \quad \text{and} \quad (\nabla \cdot \sigma)(x) \equiv \lim_{\epsilon \rightarrow 0} |B_{x,\epsilon}|^{-1} \int_{\partial B_{x,\epsilon}} \sigma n \, dA \quad (\text{A1.2})$$

Here $B_{x,\epsilon}$ is an N -dimensional ball centered on x of radius ϵ . We define the gradient as the negative adjoint of the divergence, thus for scalar and vector functions p and v ,

$$(\nabla p, u) \equiv -(p, \nabla \cdot u) \quad \text{and} \quad (\nabla v, \sigma) \equiv -(v, \nabla \cdot \sigma) \quad (\text{A1.3})$$

required to hold for all C_0^∞ vector and matrix functions u and σ .

The identity matrix I is considered as the unique matrix such that $Iu = u$ for all u , and we note the useful relationships

$$\nabla p = \nabla \cdot (Ip) \quad \text{and} \quad I : \nabla u = \nabla \cdot u \quad (\text{A1.4})$$

Of importance in this work is the operator $S : \mathbb{R}^{N \times N} \rightarrow \mathbb{R}^N$, which intuitively measures the asymmetry of a matrix:

$$(S\sigma)_i \equiv \sigma_{i-1,i+1} - \sigma_{i+1,i-1} \quad (\text{A1.5})$$

Here and in the following indexes are always understood modulo N . The adjoint of S , denoted $S^* : \mathbb{R}^N \rightarrow \mathbb{R}^{N \times N}$, which satisfies

$$\sigma : S^* r \equiv S\sigma \cdot r \quad (\text{A1.6})$$

Due to the importance of S^* , we give its explicit expression as:

$$S^* r = \begin{pmatrix} 0 & -r_3 & r_2 \\ r_3 & 0 & -r_1 \\ -r_2 & r_1 & 0 \end{pmatrix} \quad (\text{A1.7})$$

The fact that S^* is the right inverse of S (up to a factor 2) will be used frequently, thus we summarize:

$$SS^* r = 2r \quad \text{and} \quad S^* S\sigma = \sigma - \sigma^T \quad (\text{A1.8})$$

The adjoint S^* is closely related to the cross-product between two vectors, as $(S^* r)u = r \times u$, thus it follows that:

$$(S^* r)u = -(S^* u)r \quad (\text{A1.9})$$

We will frequently need the expression in the above parenthesis, in particular as applied to a normal vector n . Recognizing that $S^* n$ is a rotation matrix around the axis provided by n , leads to the shorthand defined in equation (3.6) of the main text.

Appendix A2: Derivation of TPSA coefficients

In this section, we provide the detailed derivation of the expressions appearing in Section 3.1.

We approximate the normal stresses of an internal face ζ_k based on the variables defined in the two cells ω_i and ω_j for $\{i, j\} \in \mathcal{N}_k^*$. Throughout the appendix, we assume without loss of generality that the indexes are ordered such that $n_{k,i} = n_k = -n_{k,j}$. We first recall that the definition of the numerical flux implies that:

$$\psi_k = \int_{\zeta_k} \psi \cdot n_k \, dA \approx |\zeta_k| \psi \cdot n_k \quad (\text{A2.1})$$

The key point is therefore to approximate $\psi \cdot n_k$, based on the constitutive law given in equation (3.2). Seen from cell ω_i , we therefore obtain the approximations:

$$|\zeta_k|^{-1} \sigma_k = 2\mu_i (\nabla u \cdot n_k)_{k,i} + (S^* r_{k,i}) n_k + p_{k,i} n_k \quad (\text{A2.2a})$$

$$|\zeta_k|^{-1} \tau_k = (S^* u_{k,i}) \cdot n_k + \ell_i^2 (\nabla r \cdot n_k)_{k,i} \quad (\text{A2.2b})$$

$$|\zeta_k|^{-1} v_k = u_{k,i} \cdot n_k \quad (\text{A2.2c})$$

The normal derivatives are naturally approximated based on the difference between the cell-center value and some value z_k of the primary variable at the face ζ_k . Concretely, we use the standard difference formula:

$$(\nabla z \cdot n_k)_{k,i} \approx \frac{z_k - z_i}{\delta_k^i} = \delta_k^{-i} (z_k - z_i) \quad (\text{A2.3})$$

Here we introduce the useful shorthand notation $\delta_k^{-i} = (\delta_k^i)^{-1}$.

In equations (A2.2), we also introduced auxiliary variables $z_{k,i}$, which is the value of the primary variable at face k as seen from cell i . The reason for not using directly the variable z_k is that we do not necessarily expect high regularity of the solution, especially in the limits required for a robust discretization and thus we allow (at least numerically) for the effective value of $z_{k,i}$ to be used in the constitutive law to depend on what cell the interface is seen from. Introducing parameters α , β and γ , we can in principle define $z_{k,i}$ as a linear combination of the cell value and the face value:

$$z_{k,i} = \begin{pmatrix} \gamma & \square & \square \\ \square & \alpha & \square \\ \square & \square & \beta \end{pmatrix} z_i + \begin{pmatrix} 1 - \gamma & \square & \square \\ \square & 1 - \alpha & \square \\ \square & \square & 1 - \beta \end{pmatrix} z_k \quad (\text{A2.4})$$

From the analysis of the continuous problem in Section 5.1, we always expect displacement to have H^1 regularity, and we thus set $\gamma = 0$, and do not retain it in later calculations. Similarly, we only expect L^2 regularity of the solid pressure, and thus set

$\beta = 1$, and do not retain it in the later calculations. On the other hand, the choice of α is not *a priori* obvious, and we will retain it in the calculations. In the interest of a more compact presentation we also give its complement the notation $\tilde{\alpha} \equiv 1 - \alpha$.

A2.1 Discretization stencils for internal faces

For internal faces, Equations (A1.2) can be restated as seen from ω_j :

$$|\zeta_k|^{-1}\sigma_k = 2\mu_j(\nabla u \cdot n_k)_{k,j} + (S^*r_k)n_{k,i} + p_{k,j}n_k \quad (\text{A2.5a})$$

$$|\zeta_k|^{-1}\tau_k = (S^*u_{k,j}) \cdot n_{k,i} + \ell_j^2(\nabla r \cdot n_k)_{k,j} \quad (\text{A2.5b})$$

$$|\zeta_k|^{-1}v_k = u_{k,j} \cdot n_k \quad (\text{A2.5c})$$

Naturally, we employ the same approximations as when evaluating the stresses from cell ω_i , noting only that due to the sign convention on normal vectors:

$$(\nabla z \cdot n_k)_{k,j} \approx -\frac{z_k - z_j}{\delta_k^j} = -\delta_k^{-j}(z_k - z_j) \quad (\text{A2.6})$$

Equations (A2.2-A2.6) provide sufficient constraints to eliminate the intermediate primary variables $z_{k,i}$, $z_{k,j}$ and z_k , and obtain an expression for the numerical flux only in terms of the cell-variables z_i and z_j . To show this, we use the reorder the product terms to get the variables to the right, using the relations (see Appendix A1 and equation (3.6)):

$$u \cdot n = n \cdot u, \quad (S^*u) \cdot n = -R^n \cdot u, \quad (S^*r)n = -R^n r \quad (\text{A2.7})$$

Using the notation $R_k^n \equiv R^{n_k}$, we collect equations (A2.2-A2.7) in a linear system as follows:

$$\begin{pmatrix} 1 & \square & \square & -2\mu_i\delta_k^{-i} & \tilde{\alpha}R_k^n \\ \square & 1 & \square & R_k^n & -\ell_i^2\delta_k^{-i} \\ \square & \square & 1 & -n_k & \square \end{pmatrix} \begin{pmatrix} \sigma_k \\ \tau_k \\ v_k \\ |\zeta_k|u_k \\ |\zeta_k|r_k \end{pmatrix} = |\zeta_k| \begin{pmatrix} -2\mu_i\delta_k^{-i} & -\alpha R_k^n & n_k \\ \square & -\ell_i^2\delta_k^{-i} & \square \\ \square & \square & \square \end{pmatrix} \begin{pmatrix} u_i \\ r_i \\ p_i \end{pmatrix} \quad (\text{A2.8})$$

Analogously, considering the same face k from cell j , we obtain the system:

$$\begin{pmatrix} 1 & \square & \square & 2\mu_j\delta_k^{-j} & \tilde{\alpha}R_k^n \\ \square & 1 & \square & R_k^n & \ell_j^2\delta_k^{-j} \\ \square & \square & 1 & -n_k & \square \end{pmatrix} \begin{pmatrix} \sigma_k \\ \tau_k \\ v_k \\ |\zeta_k|u_k \\ |\zeta_k|r_k \end{pmatrix} = |\zeta_k| \begin{pmatrix} 2\mu_j\delta_k^{-j} & -\alpha R_k^n & n_{j,i} \\ \square & \ell_j^2\delta_k^{-j} & \square \\ \square & \square & \square \end{pmatrix} \begin{pmatrix} u_j \\ r_j \\ p_j \end{pmatrix} \quad (\text{A2.9})$$

Considering without loss of generality consider the indexes ordered such that $n_k = n_{i,j} = -n_{j,i}$, and we observe that the last equation of (A2.9) is identical to the last

equations of equation (A2.8). Assuming for the moment that $\ell > 0$, equations (A2.8) and (A2.9) together contain five independent equations:

$$\begin{pmatrix} 1 & \square & \square & -2\mu_i \delta_k^{-i} & \tilde{\alpha} R_k^n \\ \square & 1 & \square & R_k^n & -\ell_i^2 \delta_k^{-i} \\ \square & \square & 1 & -n_k & \square \\ 1 & \square & \square & 2\mu_j \delta_k^{-j} & \tilde{\alpha} R_k^n \\ \square & 1 & \square & R_k^n & \ell_j^2 \delta_k^{-j} \end{pmatrix} \begin{pmatrix} \sigma_k \\ \tau_k \\ v_k \\ |S_k| u_k \\ |S_k| r_k \end{pmatrix} = |S_k| \begin{pmatrix} -2\mu_i \delta_k^{-i} & -\alpha R_k^n & n_k & \square & \square & \square \\ \square & -\ell_i^2 \delta_k^{-i} & \square & \square & \square & \square \\ \square & \square & \square & \square & \square & \square \\ \square & \square & \square & 2\mu_j \delta_k^{-j} & -\alpha R_k^n & n_k \\ \square & \square & \square & \square & \ell_j^2 \delta_k^{-j} & \square \end{pmatrix} \begin{pmatrix} u_i \\ r_i \\ p_i \\ u_j \\ r_j \\ p_j \end{pmatrix} \quad (\text{A2.10})$$

Using the relationship for the inverse of the above 5x5 matrix, with $c_1 = (a + e)^{-1}$ and $c_2 = (g + h)^{-1}$ [here, and through equation (A2.22) below, the latin letters a through h have no relation to their use in the main part of the manuscript]:

$$\begin{pmatrix} 1 & \square & \square & -a & \tilde{f} \\ \square & 1 & \square & b & -g \\ \square & \square & 1 & -d & \square \\ 1 & \square & \square & e & \tilde{f} \\ \square & 1 & \square & b & h \end{pmatrix}^{-1} = \begin{pmatrix} 1 - ac_1 & \tilde{f}c_2 & \square & ac_1 & -\tilde{f}c_2 \\ bc_1 & 1 - gc_2 & \square & -bc_1 & gc_2 \\ -dc_1 & \square & 1 & dc_1 & \square \\ -c_1 & \square & \square & c_1 & \square \\ \square & -c_2 & \square & \square & c_2 \end{pmatrix} \quad (\text{A2.11})$$

We obtain the explicit expression for the stresses and face primary variables:

$$\begin{pmatrix} \sigma_k \\ \tau_k \\ v_k \\ |S_k| u_k \\ |S_k| r_k \end{pmatrix} = |S_k| \begin{pmatrix} 1 - ac_1 & \tilde{f}c_2 & \square & ac_1 & -\tilde{f}c_2 \\ bc_1 & 1 - gc_2 & \square & -bc_1 & gc_2 \\ -dc_1 & \square & 1 & dc_1 & \square \\ -c_1 & \square & \square & c_1 & \square \\ \square & -c_2 & \square & \square & c_2 \end{pmatrix} \cdot \begin{pmatrix} -a & -f & d & \square & \square & \square \\ \square & -g & \square & \square & \square & \square \\ \square & \square & \square & \square & \square & \square \\ \square & \square & \square & e & -f & d \\ \square & \square & \square & \square & h & \square \end{pmatrix} \begin{pmatrix} u_i \\ r_i \\ p_i \\ u_j \\ r_j \\ p_j \end{pmatrix} \quad (\text{A2.12})$$

Evaluating the matrix multiplication leads to:

$$\begin{pmatrix} \sigma_k \\ \tau_k \\ v_k \\ |S_k| u_k \\ |S_k| r_k \end{pmatrix} = |S_k| \begin{pmatrix} -(1 - ac_1)a & -(1 - ac_1)f - \tilde{f}c_2g & (1 - ac_1)d & ac_1e & -ac_1f - \tilde{f}c_2h & ac_1d \\ -bc_1a & -bc_1f - (1 - gc_2)g & bc_1d & -bc_1e & bc_1f + gc_2h & -bc_1d \\ dc_1a & dc_1f & -dc_1d & dc_1e & -dc_1f & dc_1d \\ c_1a & c_1f & -c_1d & c_1e & -c_1f & c_1d \\ \square & c_2g & \square & \square & c_2h & \square \end{pmatrix} \begin{pmatrix} u_i \\ r_i \\ p_i \\ u_j \\ r_j \\ p_j \end{pmatrix} \quad (\text{A2.13})$$

To simplify this expression, the following relationships are useful:

Algebraic identities:

$$(1 - ac_1) = c_1e \quad \text{and} \quad (1 - gc_2) = c_2h \quad (\text{A2.14})$$

Geometric identities:

$$dc_1d = c_1n_kn_k = c_1, \quad bc_1d = c_1R_k^n n_k = 0 = dc_1f \quad (\text{A2.15})$$

Thus from (A2.13) we obtain:

$$\begin{pmatrix} \sigma_k \\ \tau_k \\ v_k \\ |\zeta_k|u_k \\ |\zeta_k|r_k \end{pmatrix} = |\zeta_k| \begin{pmatrix} -ac_1e & -c_1ef - \tilde{f}c_2g & c_1ed & ac_1e & -ac_1f - \tilde{f}c_2h & ac_1d \\ -bc_1a & -bc_1f - gc_2h & 0 & -bc_1e & bc_1f + gc_2h & 0 \\ dc_1a & 0 & -c_1 & dc_1e & 0 & c_1 \\ c_1a & c_1f & -c_1d & c_1e & -c_1f & c_1d \\ \square & c_2g & \square & \square & c_2h & \square \end{pmatrix} \begin{pmatrix} u_i \\ r_i \\ p_i \\ u_j \\ r_j \\ p_j \end{pmatrix} \quad (\text{A2.16})$$

We recognize in equation (A2.16) that the first three columns are very similar to the last three columns. Indeed, by comparison to section 1.1.2 we note that that e.g.

$$\Delta_k^* \mathbf{u} = u_i - u_j, \quad \Xi_k \mathbf{u} = c_1(au_i + eu_j) = \frac{\mu_i \delta_k^{-i} u_i + \mu_j \delta_k^{-j} u_j}{\mu_i \delta_k^{-i} + \mu_j \delta_k^{-j}},$$

$$\text{and } \tilde{\Xi}_k \mathbf{r} = c_1(er_i + ar_j) \quad (\text{A2.17})$$

We also introduce the notation (not used in the main part of the manuscript):

$$\Xi_k^{\ell^2} \mathbf{r} = c_2(gr_i + hr_j) = \frac{\ell^2 \delta_k^{-i} r_i + \ell^2 \delta_k^{-j} r_j}{\ell^2 \delta_k^{-i} + \ell^2 \delta_k^{-j}} \quad (\text{A2.18})$$

With these substitutions, (A2.16) simplifies further as:

$$\begin{pmatrix} \sigma_k \\ \tau_k \\ v_k \\ |\zeta_k|u_k \\ |\zeta_k|r_k \end{pmatrix} = |\zeta_k| \begin{pmatrix} -ac_1e & \square & \square & \square & -f & -\tilde{f} & d \\ \square & -(bc_1f + gc_2h) & \square & -Rn_k & \square & \square & \square \\ \square & \square & -c_1 & d & \square & \square & \square \\ \square & c_1f & -c_1d & 1 & \square & \square & \square \\ \square & \square & \square & \square & \square & 1 & \square \end{pmatrix} \begin{pmatrix} \Delta_k^* \mathbf{u} \\ \Delta_k^* \mathbf{r} \\ \Delta_k^* \mathbf{p} \\ \Xi_k \mathbf{u} \\ \tilde{\Xi}_k \mathbf{r} \\ \Xi_k^{\ell^2} \mathbf{r} \\ \tilde{\Xi}_k \mathbf{p} \end{pmatrix} \quad (\text{A2.19})$$

The first three lines of Equation (A2.19) represent the desired numerical fluxes. Before restating these by substituting the definitions of the compound variables, we recall the mean values defined in equation (3.5):

Harmonic means:

$$\delta_k^{-1} 2\bar{\mu}_k = 2 \frac{\mu_i \delta_k^{-i} \mu_j \delta_k^{-j}}{\mu_i \delta_k^{-i} + \mu_j \delta_k^{-j}} = ac_1 e \quad \text{and} \quad \delta_k^{-1} \bar{\ell}^2_k = \frac{\ell_i^2 \delta_k^{-i} \ell_j^2 \delta_k^{-j}}{\ell_i^2 \delta_k^{-i} + \ell_j^2 \delta_k^{-j}} = gc_2 h \quad (\text{A2.20})$$

μ -weighted distance:

$$\delta_k^\mu = (2\mu_i \delta_k^{-i} + 2\mu_j \delta_k^{-j})^{-1} = c_1 \quad (\text{A2.21})$$

We also note that:

$$bc_1 f = R_k^n \alpha' R_k^n \quad (\text{A2.22})$$

From these identifications, we obtain the α -dependent numerical TPSA fluxes:

$$\begin{pmatrix} \sigma_k \\ \tau_k \\ v_k \end{pmatrix} = |\zeta_k| \begin{pmatrix} -\delta_k^{-1} 2\bar{\mu}_k & \square & \square & \square & -\alpha R_k^n & -\tilde{\alpha} R_k^n & n_k \\ \square & -(\delta_k^{-1} \bar{\ell}^2_k + \tilde{\alpha} \delta_k (2\hat{\mu})^{-1} R_k^n R_k^n) & \square & -R_k^n & \square & \square & \square \\ \square & \square & -\delta_k^\mu & n_k & \square & \square & \square \end{pmatrix} \begin{pmatrix} \Delta_k^* \mathbf{u} \\ \Delta_k^* \mathbf{r} \\ \Delta_k^* \mathbf{p} \\ \Xi_k \mathbf{u} \\ \tilde{\Xi}_k \mathbf{r} \\ \Xi_k^{\ell^2} \mathbf{r} \\ \tilde{\Xi}_k \mathbf{p} \end{pmatrix} \quad (\text{A2.23})$$

An immediate consequence of this derivation is that for $\alpha = 1$, we both simplify the stencil (as we can eliminate the operator $\Xi_k^{\ell^2} \mathbf{r}$ introduced in (A2.18)), and also eliminate the (negative) projection $R_k^n R_k^n$ from the method. We use this as a justification for defining this choice as the main variant of the TPSA method to be reported in the main part of the manuscript:

$$\begin{pmatrix} \sigma_k \\ \tau_k \\ v_k \end{pmatrix} = |\zeta_k| \begin{pmatrix} -\delta_k^{-1} 2\bar{\mu}_k \Delta_k^* & -R_k^n \tilde{\Xi}_k & n_k \tilde{\Xi}_k \\ -R_k^n \Xi_k & -\delta_k^{-1} \bar{\ell}^2_k \Delta_k^* & \square \\ n_k \Xi_k & \square & -\delta_k^\mu \Delta_k^* \end{pmatrix} \begin{pmatrix} \mathbf{u} \\ \mathbf{r} \\ \mathbf{p} \end{pmatrix} \quad (\text{A2.24})$$

Finally, we emphasize that the numerical fluxes (A2.23) are robust in the sense of Definition 1.7. However, our derivations were not, as we relied on $\ell > 0$ when inverting the matrix to avoid dividing by zero. This is revealed by equation (A2.19), which implies that r_k is not defined since $\Xi_k^{\ell^2} \mathbf{r}$ is not defined for $\ell = 0$. This technicality is of no practical consequence, since setting with $\ell = \tilde{\alpha} = 0$ in equation (A2.9), it is straightforward to verify that the same expressions given in equation (A2.24) are obtained by repeating the derivation from equation (A2.9) using four equations for the four unknowns σ_k, τ_k, v_k and u_k .

A2.2 Boundary faces

Recall that for boundary faces $\zeta_k \in \mathcal{F} \cap \partial\Omega$, it holds that $N_k^* = \{i, j\}$, where without loss of generality, we can assume that $i \in I_T$ and $j \in I_B$. The boundary conditions are stated in equations (3.3), and when specified onto a face become:

Robin BC for displacement with length scale b^u :

$$\delta_k^{u,j}(\sigma_k \cdot n_k - |\zeta_k|g_k^u) = 2\mu(|\zeta_k|g_k^u - |\zeta_k|u_k) \quad (\text{A2.25a})$$

Robin BC for couple stress with length scale b^r :

$$\delta_k^{r,j}(\tau_k \cdot n_k + R^n|\zeta_k|u_k - |\zeta_k|g_k^r) = \ell^2(|\zeta_k|g_k^r - |\zeta_k|r_k) \quad (\text{A2.25b})$$

In view of this, equations (A2.8) and (1.15) already provides all the information necessary to consider general boundary conditions. For simplicity, we only carry out the derivation for $\alpha = 1$:

$$\begin{pmatrix} 1 & \square & \square & -2\mu_i\delta_k^{-i} & \square \\ \square & 1 & \square & R_k^n & -\ell_i^2\delta_k^{-i} \\ \square & \square & 1 & -n_k & \square \\ 1 & \square & \square & 2\mu_j\delta_k^{u,-j} & \square \\ \square & 1 & \square & R_k^n & \ell_j^2\delta_k^{r,-j} \end{pmatrix} \begin{pmatrix} \sigma_k \\ \tau_k \\ v_k \\ |\zeta_k|u_k \\ |\zeta_k|r_k \end{pmatrix} = \begin{pmatrix} -2\mu_i\delta_k^{-i} & -R_k^n & n_k \\ \square & -\ell_i^2\delta_k^{-i} & \square \\ \square & \square & \square \\ \square & \square & \square \\ \square & \square & \square \end{pmatrix} \begin{pmatrix} u_i \\ r_i \\ p_i \end{pmatrix} + |\zeta_k| \begin{pmatrix} \square & \square \\ \square & \square \\ \square & \square \\ 1 + 2\mu_k\delta_k^{u,-j} & \square \\ \square & 1 + \ell_k^2\delta_k^{r,-j} \end{pmatrix} \begin{pmatrix} g_k^u \\ g_k^r \end{pmatrix} \quad (\text{A2.26})$$

A comparison of equation (A2.26) and equation (A2.10) reveals that they have the same structure. Thus the same derivation as in Section A2.1 applies, and we obtain:

$$\begin{pmatrix} 1 - ac_1 & \square & \square & ac_1 & \square \\ bc_1 & 1 - gc_2 & \square & -bc_1 & gc_2 \\ -dc_1 & \square & 1 & dc_1 & \square \\ -c_1 & \square & \square & c_1 & \square \\ \square & -c_2 & \square & \square & c_2 \end{pmatrix} \begin{pmatrix} \square & \square \\ \square & \square \\ \square & \square \\ 1 + e & \square \\ \square & 1 + h \end{pmatrix} = \begin{pmatrix} ac_1(1 + e) & \square \\ -bc_1(1 + e) & gc_2(1 + h) \\ dc_1(1 + e) & \square \\ \vdots & \vdots \\ \square & \square \end{pmatrix} \quad (\text{A2.27})$$

From this, we state the general expression for the boundary conditions as:

$$\begin{aligned}
\begin{pmatrix} \sigma_k \\ \tau_k \\ v_k \end{pmatrix} &= |\zeta_k| \begin{pmatrix} -\delta_k^{-1} 2\bar{\mu}_k \Delta_{\mathcal{T},k}^* & -R_k^n \tilde{\Xi}_{\mathcal{T},k} & n_k \tilde{\Xi}_{\mathcal{T},k} \\ -R_k^n \Xi_{\mathcal{T},k} & -(\delta_k^r)^{-1} \bar{\rho}_k^2 \Delta_{\mathcal{T},k}^* & \ddots \\ n_k \Xi_{\mathcal{T},k} & \ddots & -\delta_k^\mu \Delta_{\mathcal{T},k}^* \end{pmatrix} \begin{pmatrix} \mathbf{u} \\ \mathbf{r} \\ \mathbf{p} \end{pmatrix} + \\
|\zeta_k| &\begin{pmatrix} \tilde{\Xi}_{\mathcal{B},k} - \delta_k^{-1} 2\bar{\mu}_k \Delta_{\mathcal{B},k}^* & \ddots \\ -R_k^n \Xi_{\mathcal{B},k} + \delta_k^\mu R_k^n \Delta_{\mathcal{B},k}^* & \tilde{\Xi}_{\mathcal{B},k}^{\ell^2} - (\delta_k^r)^{-1} \bar{\rho}_k^2 \Delta_{\mathcal{B},k}^* \\ n_k \Xi_{\mathcal{B},k} - \delta_k^\mu n_k \Delta_{\mathcal{B},k}^* & \ddots \end{pmatrix} \begin{pmatrix} \mathbf{g}^u \\ \mathbf{g}^r \end{pmatrix}
\end{aligned} \tag{A2.28}$$

In this equation, we emphasize that in absence of any superscripts, both δ_k and Ξ_k are calculated based on b^u . The only impact of b^r appears when $\ell > 0$, as is indicated by the superscript δ_k^r , in the calculation of $\bar{\rho}_k^2$ and in the calculation of $\Xi_{\mathcal{B},k}^{\ell^2}$, which also naturally depends on b^r .

From Equation (A2.28), we now simplify the boundary conditions again for the two most common cases:

- Dirichlet boundary conditions $b^u = b^r = 0$: In this case, $\tilde{\Xi}_{\mathcal{B},k} = \tilde{\Xi}_{\mathcal{B},k}^{\ell^2} = \Xi_{\mathcal{T},k} = \bar{\delta}_k = 0$, similarly thus Equation (A2.28) simplifies to:

$$\begin{aligned}
\begin{pmatrix} \sigma_k \\ \tau_k \\ v_k \end{pmatrix} &= |\zeta_k| \begin{pmatrix} -\delta_k^{-1} 2\bar{\mu}_k \Delta_{\mathcal{T},k}^* & -R_k^n \tilde{\Xi}_{\mathcal{T},k} & n_k \tilde{\Xi}_{\mathcal{T},k} \\ \ddots & -(\delta_k^r)^{-1} \bar{\rho}_k^2 \Delta_{\mathcal{T},k}^* & \ddots \\ \ddots & \ddots & \ddots \end{pmatrix} \begin{pmatrix} \mathbf{u} \\ \mathbf{r} \\ \mathbf{p} \end{pmatrix} + \\
|\zeta_k| &\begin{pmatrix} -\delta_k^{-1} 2\bar{\mu}_k \Delta_{\mathcal{B},k}^* & \ddots \\ -R_k^n \Xi_{\mathcal{B},k} & -(\delta_k^r)^{-1} \bar{\rho}_k^2 \Delta_{\mathcal{B},k}^* \\ n_k \Xi_{\mathcal{B},k} & \ddots \end{pmatrix} \begin{pmatrix} \mathbf{g}^u \\ \mathbf{g}^r \end{pmatrix}
\end{aligned} \tag{A2.29}$$

- Neumann boundary conditions: $(b^u)^{-1} = (b^r)^{-1} = 0$: In this case $\Xi_{\mathcal{B},k} = \Xi_{\mathcal{B},k}^{\ell^2} = \tilde{\Xi}_{\mathcal{T},k} = \delta_k^{-1} = 0$, thus Equation (A2.28) simplifies to:

$$\begin{aligned}
\begin{pmatrix} \sigma_k \\ \tau_k \\ v_k \end{pmatrix} &= |\zeta_k| \begin{pmatrix} \ddots & \ddots & \ddots \\ -R_k^n \Xi_{\mathcal{T},k} & \ddots & \ddots \\ n_k \Xi_{\mathcal{T},k} & \ddots & -\delta_k^\mu \Delta_{\mathcal{T},k}^* \end{pmatrix} \begin{pmatrix} \mathbf{u} \\ \mathbf{r} \\ \mathbf{p} \end{pmatrix} + |\zeta_k| \begin{pmatrix} \tilde{\Xi}_{\mathcal{B},k} & \ddots \\ \delta_k^\mu R_k^n \Delta_{\mathcal{B},k}^* & \tilde{\Xi}_{\mathcal{B},k}^{\ell^2} \\ \delta_k^\mu n_k \Delta_{\mathcal{B},k}^* & \ddots \end{pmatrix} \begin{pmatrix} \mathbf{g}^u \\ \mathbf{g}^r \end{pmatrix}
\end{aligned} \tag{A2.30}$$

- For homogeneous boundary conditions, $\mathbf{g}^u = \mathbf{g}^r = 0$, general Robin boundary conditions can all be written as:

$$\begin{aligned}
\begin{pmatrix} \sigma_k \\ \tau_k \\ v_k \end{pmatrix} &= |\zeta_k| \begin{pmatrix} -\delta_k^{-1} 2\bar{\mu}_k \Delta_{\mathcal{T},k}^* & -R_k^n \tilde{\Xi}_{\mathcal{T},k} & n_k \tilde{\Xi}_{\mathcal{T},k} \\ -R_k^n \Xi_{\mathcal{T},k} & -(\delta_k^r)^{-1} \bar{\rho}_k^2 \Delta_{\mathcal{T},k}^* & \ddots \\ n_k \Xi_{\mathcal{T},k} & \ddots & -\delta_k^\mu \Delta_{\mathcal{T},k}^* \end{pmatrix} \begin{pmatrix} \mathbf{u} \\ \mathbf{r} \\ \mathbf{p} \end{pmatrix}
\end{aligned} \tag{A2.31}$$

where we understand that the dependence on b^u and b^r , is fully captured by the definitions the operators involved.

Appendix A3: Proofs for Lemma 5.9

Point 1.: We calculate

$$\|\tilde{\Xi}\mathbf{p}\|_{\bar{\mu}^{-1}}^2 = \sum_{k \in I_{\mathcal{F}}} \bar{\mu}_k^{-1} |\zeta_k| \delta_k (\tilde{\Xi}_k \mathbf{p})^2 = \sum_{k \in I_{\mathcal{F}}} \bar{\mu}_k^{-1} |\zeta_k| \delta_k \sum_{i \in \mathcal{N}_k^*} \tilde{\Xi}_{k,i} p_i^2$$

Now since (recalling the shorthand $\delta_k^{-i} = (\delta_k^i)^{-1}$ from Appendix A1):

$$\delta_k \tilde{\Xi}_{k,i} = \delta_k \frac{\mu_j \delta_k^{-j}}{\mu_i \delta_k^{-i} + \mu_j \delta_k^{-j}} = \frac{\bar{\mu}_k}{\mu_i \delta_k^{-i}}$$

We obtain:

$$\|\tilde{\Xi}\mathbf{p}\|_{\bar{\mu}^{-1}}^2 = \sum_{k \in I_{\mathcal{F}}} \frac{|\zeta_k|}{N} \sum_{i \in \mathcal{N}_k^*} \delta_k^i \mu_i^{-1} p_i^2 = \frac{1}{N} \sum_{i \in I_{\mathcal{T}}} \mu_i^{-1} p_i^2 \sum_{k \in \mathcal{N}_i} |\zeta_k| \delta_k^i$$

Now since it follows from the divergence theorem that:

$$\sum_{k \in \mathcal{N}_i} |\zeta_k| \delta_k^i = \int_{\partial \omega_i} (x - x_i) \cdot n \, dA = \int_{\omega_i} \nabla \cdot x \, dV = N |\omega_i|$$

Thus

$$\|\tilde{\Xi}\mathbf{p}\|_{\bar{\mu}^{-1}}^2 = \sum_{i \in I_{\mathcal{T}}} \mu_i^{-1} p_i^2 = \|\mathbf{p}\|_{\mu^{-1}}^2$$

Point 2.: We note that $-R^n R^n$ is a projection onto the plane orthogonal to n , and thus $(-R^n R^n)^2 = -R^n R^n$. A direct calculation then gives:

$$(\Delta \mathbf{u})_k = -R_k^n R_k^n (\Delta \mathbf{u})_k + n_k (n_k \cdot (\Delta \mathbf{u})_k)$$

From which the identity follows.

Point 3: By the definition of adjoints:

$$(\Delta |\zeta| n \Xi \mathbf{u}, \mathbf{p}) = (\Xi^* |\zeta| n \Delta^* \mathbf{p}, \mathbf{u})$$

Thus

$$(\Delta |\zeta| n \Xi \mathbf{u}, \mathbf{p}) + (\Delta |\zeta| n \tilde{\Xi} \mathbf{p}, \mathbf{u}) = ((\Delta |\zeta| n \tilde{\Xi} + \Xi^* |\zeta| n \Delta^*) \mathbf{p}, \mathbf{u})$$

However,

$$\begin{aligned}
\left((\Delta|\boldsymbol{\zeta}|\mathbf{n}\tilde{\Xi} + \Xi^*|\boldsymbol{\zeta}|\mathbf{n}\Delta^*)\mathbf{p} \right)_i &= \frac{1}{N} \sum_{k \in N_i} \left(|\zeta_k| \Delta_{i,k} n_k \sum_{j \in N_k^*} \tilde{\Xi}_{k,j} r_j + \Xi_{k,i} n_k \sum_{j \in N_k^*} \Delta_{j,k} p_j \right) \\
&= \frac{1}{N} \sum_{k \in N_i} \left(|\zeta_k| \Delta_{i,k} n_k \sum_{j \in N_k^*} \left(\tilde{\Xi}_{k,j} + \Xi_{k,i} \frac{\Delta_{j,k}}{\Delta_{i,k}} \right) p_j \right) = \frac{1}{N} \sum_{k \in N_i} (|\zeta_k| \Delta_{i,k} n_k p_i) = 0
\end{aligned}$$

Since

$$\tilde{\Xi}_{k,j} + \Xi_{k,i} \frac{\Delta_{j,k}}{\Delta_{i,k}} = \begin{cases} 1 & \text{if } i = j \\ 0 & \text{if } i \neq j \end{cases} \quad \text{and} \quad \sum_{k \in N_i} (|\zeta_k| \Delta_{i,k} n_k) = 0$$

Point 4.: By the definition of adjoints:

$$(\Delta|\boldsymbol{\zeta}|R^n \Xi \mathbf{u}, \mathbf{r}) = -(\Xi^*|\boldsymbol{\zeta}|R^n \Delta^* \mathbf{r}, \mathbf{u})$$

Thus

$$(\Delta|\boldsymbol{\zeta}|R^n \Xi \mathbf{u}, \mathbf{r}) - (\Delta|\boldsymbol{\zeta}|R^n \tilde{\Xi} \mathbf{r}, \mathbf{u}) = \left((\Delta|\boldsymbol{\zeta}|R^n \tilde{\Xi} + \Xi^*|\boldsymbol{\zeta}|R^n \Delta^*) \mathbf{r}, \mathbf{u} \right)$$

Proceeding as in point 3 concludes the proof.

Appendix A4: Reduction to 2D

In this Appendix, we consider a simply connected polygonal/polyhedral domain $\Omega \in \mathbb{R}^N$, where $N \in 2$. We do not treat the extension to poromechanics, since this is equivalent to the 3D case.

The 2D reduction of mechanics is achieved by recognizing that a 2D domain can always be realized as a slice of a 3D domain where symmetry is imposed in the third dimension. We therefore denote the embedding of a 2D domain into a 3D domain by a dot above the variable, and realize that for the primary variables the (vector) displacement u is zero in the third dimension, while the (now scalar) rotation r measures in-plane rotations of the first two dimensions. Solid pressure p remains scalar, such that:

$$\dot{u} \equiv \begin{pmatrix} u_1 \\ u_2 \\ 0 \end{pmatrix}, \quad \dot{r} \equiv \begin{pmatrix} 0 \\ 0 \\ r \end{pmatrix}, \quad \text{and} \quad \dot{p} = p \tag{A4.1}$$

This motivates introducing the operators I_{\parallel} and I_{\perp} , encoding the parallel inclusion and perpendicular inclusion of the manifold, i.e.

$$\dot{u} = I_{\parallel} u \quad \text{and} \quad \dot{r} = I_{\perp} r \tag{A4.2}$$

With these interpretations, we obtain from equation (3.8) the 2D numerical stress for discrete variables \mathbf{u} , \mathbf{r} , \mathbf{p} :

$$\begin{pmatrix} \dot{\sigma} \\ \dot{\tau} \\ \dot{\mathbf{v}} \end{pmatrix} = |\zeta| \begin{pmatrix} -\delta^{-1}\bar{\mu}\Delta^* & -R^{I_{\parallel}n}\tilde{\Xi} & I_{\parallel}n\tilde{\Xi} \\ -R^{I_{\parallel}n}\Xi & -\delta^{-1}\bar{\rho}^2\Delta^* & \begin{matrix} \square \\ \square \end{matrix} \\ I_{\parallel}n\Xi & \begin{matrix} \square \\ \square \end{matrix} & -\delta^{\mu}\Delta^* \end{pmatrix} \begin{pmatrix} I_{\parallel}\mathbf{u} \\ I_{\perp}\mathbf{r} \\ \mathbf{p} \end{pmatrix} \quad (\text{A4.3})$$

Moreover, we recognize that in 2D, only the two first components of the stresses appear in the finite volume structure, thus by realizing that I_{\parallel}^* (and I_{\perp}^*) extracts the two first (and last) components and of a vector we have that:

$$\begin{pmatrix} \sigma \\ \tau \\ \mathbf{v} \end{pmatrix} = \begin{pmatrix} I_{\parallel}^*\dot{\sigma} \\ I_{\perp}^*\dot{\tau} \\ \dot{\mathbf{v}} \end{pmatrix} \quad (\text{A4.4})$$

Combining equations (A4.3) and (A4.4), we obtain:

$$\begin{pmatrix} \sigma \\ \tau \\ \mathbf{v} \end{pmatrix} = |\zeta| \begin{pmatrix} -\delta^{-1}\bar{\mu}\Delta^* & -(I_{\parallel}^*R^{I_{\parallel}n}I_{\perp})\tilde{\Xi} & n\tilde{\Xi} \\ -(I_{\perp}^*R^{I_{\parallel}n}I_{\parallel})\Xi & -\delta^{-1}\bar{\rho}^2\Delta^* & \begin{matrix} \square \\ \square \end{matrix} \\ n\Xi & \begin{matrix} \square \\ \square \end{matrix} & -\delta^{\mu}\Delta^* \end{pmatrix} \begin{pmatrix} \mathbf{u} \\ \mathbf{r} \\ \mathbf{p} \end{pmatrix} \quad (\text{A4.5})$$

A direct calculation shows that:

$$I_{\parallel}^*R^{I_{\parallel}n}I_{\perp} = I_{\parallel}^* \begin{pmatrix} 0 & 0 & r_2 \\ 0 & 0 & -r_1 \\ -r_2 & r_1 & 0 \end{pmatrix} I_{\perp} = \begin{pmatrix} r_2 \\ -r_1 \end{pmatrix} \quad (\text{A4.6})$$

while

$$I_{\perp}^*R^{I_{\parallel}n}I_{\parallel} = I_{\parallel}^* \begin{pmatrix} 0 & 0 & r_2 \\ 0 & 0 & -r_1 \\ -r_2 & r_1 & 0 \end{pmatrix} I_{\parallel} = \begin{pmatrix} -r_2 & r_1 \end{pmatrix} \quad (\text{A4.7})$$

This fully specifies the TPSA numerical stresses in 2D.