

A PERTURBATIVE ANALYSIS FOR NOISY SPECTRAL ESTIMATION

LEXING YING

ABSTRACT. Spectral estimation is a fundamental task in signal processing. Recent algorithms in quantum phase estimation are concerned with the large noise, large frequency regime of the spectral estimation problem. The recent work in Ding-Epperly-Lin-Zhang shows that the ESPRIT algorithm exhibits superconvergence behavior for the spike locations in terms of the maximum frequency. This note provides a perturbative analysis to explain this behavior. It also extends the discussion to the case where the noise grows with the sampling frequency.

1. INTRODUCTION

This note is concerned with the spectral estimation problem, a fundamental task in signal processing. Let us consider an unknown spectrum measure of the form

$$\mu(x) \equiv \sum_{k=1}^r \delta_{x_k}(x) w_k,$$

where $\{x_k\} \subset [0, 2\pi)$ are the spike locations and $\{w_k\}$ are the weights. Let f_j be the Fourier transform of the measure μ at integer j , i.e.,

$$f_j = \sum_{k=1}^r e^{ijx_k} w_k.$$

Suppose that we have access to the noisy measurement $g_j \equiv f_j + z_j$ for $-n \leq j \leq n$, where z_j is the measurement noise. In what follows, we assume that each z_j is an independent complex Gaussian random variable $\sigma N_{\mathbb{C}}(0, 1)$ with standard deviation σ , denoted as $z_j \sim \sigma N_{\mathbb{C}}(0, 1)$. The spectrum estimation problem is to estimate the locations $\{x_k\}_{1 \leq k \leq r}$ and the weights $\{w_k\}_{1 \leq k \leq r}$ based on the noisy $\{g_j\}_{-n \leq j \leq n}$.

Spectral estimation is a fundamental problem in signal processing. Over the decades, many theoretical studies have been devoted to this problem. When the noise level is relatively small, this is often referred to as the superresolution setting [1, 2, 7, 11–13]. The algorithms proposed for this include optimization-based approaches and algebraic methods such as [8, 15, 16]

In recent years, spectral estimation has become an important tool in quantum computing, especially in quantum phase estimation [4–6, 9, 10, 14]. However, the setup is somewhat different: the noise level is relatively large, but it can be compensated by collecting Fourier measurements for large values of j . Therefore, this is the large noise, large n regime.

Recently in [3], Ding et al showed that, for mean-zero $O(1)$ noise, the ESPRIT algorithm [16] results in $O(n^{-3/2})$ error in $\{x_k\}$ and $O(n^{-1/2})$ error in $\{w_k\}$. The superconvergence result $O(n^{-3/2})$ for $\{x_k\}$ is quite surprising and the proof in [3] is a tour de force.

2010 *Mathematics Subject Classification.* 65R32, 65T99.

Key words and phrases. Perturbative analysis, spectral estimation.

This work is partially supported by NSF grant DMS-2011699 and DMS-2208163.

The goal of this short note is to provide an intuitive understanding of the $O(n^{-3/2})$ error scaling in $\{x_k\}$ and $O(n^{-1/2})$ error scaling in $\{w_k\}$. We conduct a perturbative analysis to explain this superconvergence behavior of $\{x_k\}$. This argument is also extended to the more general case where the standard deviation of the noise grows with frequency, which is highly relevant for quantum phase estimation.

The rest of the paper is organized as follows. Section 2 presents the perturbative error analysis for the large noise large n setting. Section 3 considers the more general noise scaling model. Numerical results are also provided for different noise scalings to compare with the perturbative analysis.

2. PERTURBATIVE ANALYSIS

The analysis in this section makes two assumptions.

- The minimum gap between $\{x_k\}$ is bounded from below by a constant $\Delta > 0$.
- Each w_k is $\Theta(1)$.

From the perspective of maximum likelihood estimation (MLE), one approach for spectral estimation is to solve for the approximations $\{\tilde{x}_k\}$ and $\{\tilde{w}_k\}$ from the following optimization problem

$$\min_{\tilde{x}_k, \tilde{w}_k} \sum_{j=-n}^n \left| \sum_{k=1}^r e^{ij\tilde{x}_k} \tilde{w}_k - g_j \right|^2.$$

Let us introduce

$$\tilde{x}_k = x_k + a_k, \quad \tilde{w}_k = w_k(1 + b_k)$$

where a_k is the absolute error of x_k and b_k is the relative error of w_k . In terms of a_k and b_k , the residue for each j is

$$\sum_{k=1}^r e^{ij\tilde{x}_k} \tilde{w}_k - g_j = \sum_{k=1}^r e^{ijx_k} w_k e^{ija_k} (1 + b_k) - (f_j + z_j).$$

Expanding in terms of $\{a_k\}$ and $\{b_k\}$ and ignoring the higher order terms gives

$$\sum_{k=1}^r e^{ijx_k} w_k (1 + ija_k + b_k) - (f_j + z_j).$$

Using the identity $\sum_{k=1}^r e^{ijx_k} w_k = f_j$ for exact $\{x_k\}$ and $\{w_k\}$ leads to the leading order difference

$$\sum_{k=1}^r e^{ijx_k} (ija_k + b_k) - z_j.$$

Therefore, modulus the higher order terms, the optimization problem becomes a least square problem in terms of $\{a_k\}$ and $\{b_k\}$

$$\min_{a_k, b_k} \sum_{j=-n}^n \left| \sum_{k=1}^r e^{ijx_k} w_k (ija_k + b_k) - z_j \right|^2.$$

In order to put this into a matrix form, let us define the matrices

$$A = [ije^{ijx_k}]_{-n \leq j \leq n, 1 \leq k \leq r}, \quad B = [e^{ijx_k}]_{-n \leq j \leq n, 1 \leq k \leq r}, \quad W = \text{diag}([w_k]_{1 \leq k \leq r}),$$

and

$$M = \begin{bmatrix} A & B \end{bmatrix} \begin{bmatrix} W \\ W \end{bmatrix}.$$

Define the vectors $z = [z_j]_{-n \leq j \leq n}$, $a = [a_k]_{1 \leq k \leq r}$ and $b = [b_k]_{1 \leq k \leq r}$. Then, the linear system from the least square problem is

$$M^* M \begin{bmatrix} a \\ b \end{bmatrix} = M^* z.$$

and, from the factorization of M ,

$$(1) \quad \begin{bmatrix} A^* A & A^* B \\ B^* A & B^* B \end{bmatrix} \begin{bmatrix} W \\ W \end{bmatrix} \begin{bmatrix} a \\ b \end{bmatrix} = \begin{bmatrix} A^* \\ B^* \end{bmatrix} z$$

Let us consider the matrix

$$\begin{bmatrix} A^* A & A^* B \\ B^* A & B^* B \end{bmatrix}.$$

- For the top-left block $A^* A$, the (k', k) -th entry is $\sum_{j=-n}^n j^2 e^{ij(x_k - x'_k)}$. Each diagonal entry is $\frac{2}{3}n^3(1 + O(\frac{1}{n}))$. To estimate the off-diagonal ones, we denote $t = x_k - x'_k$, consider

$$(2) \quad \sum_{j=-n}^n e^{ijt} = \frac{\sin(n + \frac{1}{2})t}{\sin(\frac{1}{2})t},$$

and take the second-order derivative in t . Bounding the derivative shows that each off-diagonal entry is $O(\frac{n^2}{\Delta} + \frac{1}{\Delta^3})$. Since we care about the large n behavior, assuming $n \gtrsim \frac{1}{\Delta}$ ensures that every off-diagonal entry is bounded by $O(\frac{n^2}{\Delta})$.

- For the top-right block $A^* B$, the (k', k) -th entry is $\sum_{j=-n}^n (-ij) e^{ij(x_k - x'_k)}$. Each diagonal entry is zero due to cancellation, while each off-diagonal one is $O(\frac{n}{\Delta})$ by considering the first order derivative of (2).
- The bottom-left block $B^* A$ is similar to $A^* B$.
- For the bottom-right block $B^* B$, the (k', k) -th entry is $\sum_j e^{ij(x_k - x'_k)}$. Each diagonal entry is $2n(1 + O(\frac{1}{n}))$, while each off-diagonal entry is $O(\frac{1}{\Delta})$.

Therefore, the whole matrix takes the form

$$\begin{bmatrix} A^* A & A^* B \\ B^* A & B^* B \end{bmatrix} = \begin{bmatrix} \frac{2}{3}n^3(1 + O(\frac{1}{n}))I + O(n^2/\Delta) & O(n/\Delta) \\ O(n/\Delta) & 2n(1 + O(\frac{1}{n}))I + O(1/\Delta) \end{bmatrix}.$$

When $n \gtrsim \frac{r}{\Delta}$, the diagonal entries dominate the non-diagonal ones, leading to the factorization

$$\begin{bmatrix} A^* A & A^* B \\ B^* A & B^* B \end{bmatrix} = \begin{bmatrix} n^{3/2}I & \\ & n^{1/2}I \end{bmatrix} \left(\begin{bmatrix} \frac{2}{3}I & \\ & 2I \end{bmatrix} + o(1) \right) \begin{bmatrix} n^{3/2}I & \\ & n^{1/2}I \end{bmatrix}$$

and its inverse

$$(3) \quad \begin{bmatrix} A^* A & A^* B \\ B^* A & B^* B \end{bmatrix}^{-1} = \begin{bmatrix} n^{-3/2}I & \\ & n^{-1/2}I \end{bmatrix} \left(\begin{bmatrix} \frac{3}{2}I & \\ & \frac{1}{2}I \end{bmatrix} + o(1) \right) \begin{bmatrix} n^{-3/2}I & \\ & n^{-1/2}I \end{bmatrix}.$$

Let us next consider $\begin{bmatrix} A^* \\ B^* \end{bmatrix} z = \begin{bmatrix} A^* z \\ B^* z \end{bmatrix}$.

- The k -th entry of $A^* z$ is $\sum_j (-ij) e^{-ijx_k} z_j$. By the independence of $z_j \sim \sigma N_{\mathbb{C}}(0, 1)$, each entry of the vector $A^* z$ is $\sim \sqrt{\frac{2}{3}}n^{3/2}\sigma N_{\mathbb{C}}(0, 1)$.

- The k -th entry of B^*z is $\sum_j e^{-ijx_k} z_j$. The same argument shows that each entry of the vector B^*z is $\sim \sqrt{2}n^{1/2}\sigma N_{\mathbb{C}}(0, 1)$.

To solve (1), we introduce

$$\begin{bmatrix} u \\ v \end{bmatrix} \equiv \begin{bmatrix} A^*A & A^*B \\ B^*A & B^*B \end{bmatrix}^{-1} \begin{bmatrix} A^*z \\ B^*z \end{bmatrix}.$$

Using the factorization (3), each entry of u is $\sim \sqrt{\frac{3}{2}}n^{-3/2}\sigma N_{\mathbb{C}}(0, 1)$, while each entry of v is $\sim \sqrt{\frac{1}{2}}n^{-1/2}\sigma N_{\mathbb{C}}(0, 1)$. Finally, because

$$\begin{bmatrix} a \\ b \end{bmatrix} = \begin{bmatrix} W^{-1} & \\ & W^{-1} \end{bmatrix} \begin{bmatrix} u \\ v \end{bmatrix}$$

and the weights w_k are all $\Theta(1)$, we conclude that each entry of a is $\sim O(n^{-3/2})\sigma N_{\mathbb{C}}(0, 1)$, while each entry of b is $\sim O(n^{-1/2})\sigma N_{\mathbb{C}}(0, 1)$.

To summarize, when focusing the n dependence and considering the regime $n \gtrsim \frac{r}{\Delta}$, the absolute errors of the spike locations $\{x_k\}$ scale like $O(n^{-3/2})$, while the relative errors of the weights $\{w_k\}$ scale like $O(n^{-1/2})$.

3. GENERAL NOISE

We have so far assumed that the noise $z_j \sim \sigma N_{\mathbb{C}}(0, 1)$ has a variance independent of j . In the quantum phase estimation problems, a noise magnitude can grow with j since it takes a longer quantum circuit to prepare. Therefore, a more realistic noise model is

$$(4) \quad z_j \sim j^p \cdot \sigma N_{\mathbb{C}}(0, 1)$$

for some $p > 0$. The above analysis can be easily adapted to this more general noise model.

The only difference concerns the right hand side $\begin{bmatrix} A^* \\ B^* \end{bmatrix} z = \begin{bmatrix} A^*z \\ B^*z \end{bmatrix}$. With the model (4), each entry of A^*z has a standard deviation $O(n^{3/2+p}\sigma)$, while the one of B^*z has a standard deviation $O(n^{1/2+p}\sigma)$. Therefore, for

$$\begin{bmatrix} a \\ b \end{bmatrix} = \begin{bmatrix} W^{-1} & \\ & W^{-1} \end{bmatrix} \begin{bmatrix} A^*A & A^*B \\ B^*A & B^*B \end{bmatrix}^{-1} \begin{bmatrix} A^*z \\ B^*z \end{bmatrix},$$

each entry of a is $\sim O(n^{-3/2+p}\sigma) \cdot N_{\mathbb{C}}(0, 1)$, while each one of b is $\sim O(n^{-1/2+p}\sigma) \cdot N_{\mathbb{C}}(0, 1)$. This states that, as long as the $p < 1/2$, the errors of $\{w_k\}$ decay as n grows. As long as $p < 3/2$, the errors of $\{x_k\}$ goes to zero with n .

Below, we provide several numerical examples with different noise scalings. In each case, $r = 4$, $\Delta = 0.1$, $\sigma = 0.1$, and multiple n values are tested, ranging from 16 to 4096.

Example 1. $p = 0$, and this is the standard setting of Section 2. Figure 1 gives the error asymptotics for $\{x_k\}$ and $\{w_k\}$ as n varies. The slopes of the log-log plots match well with the predictions -1.5 and -0.5 of the perturbative analysis, respectively.

Example 2. $p = 0.25$. Figure 2 gives the error asymptotics for $\{x_k\}$ and $\{w_k\}$ as n varies. The slopes of the log-log plots also match well with the analytical predictions -1.25 and -0.25 , respectively. Though the noise grows with j , the errors in $\{x_k\}$ and $\{w_k\}$ still exhibit the predicted decay rates.

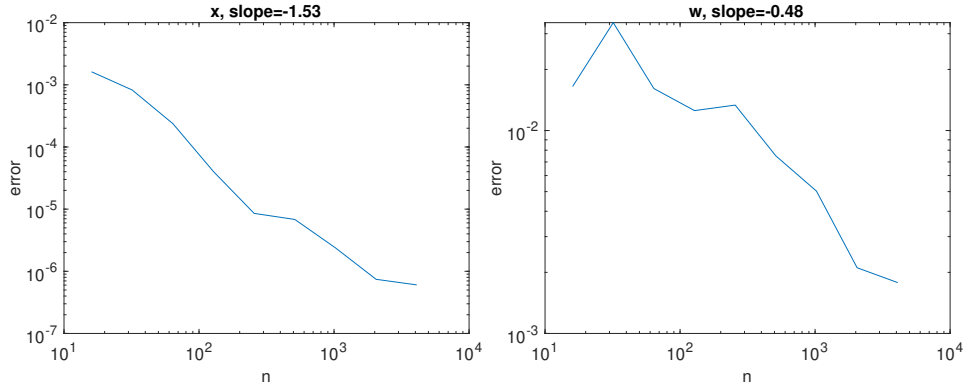


FIGURE 1. $p = 0$. The slopes of the log-log plots for $\{x_k\}$ and $\{w_k\}$ match the perturbative analysis.

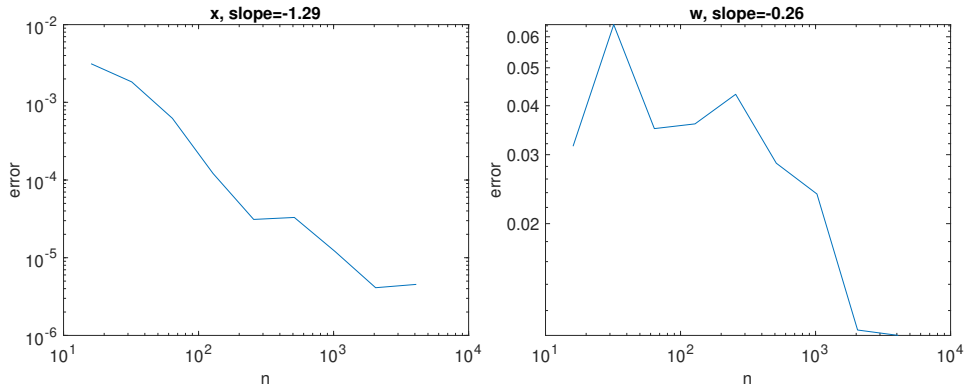


FIGURE 2. $p = 0.25$. The slopes of the log-log plots for $\{x_k\}$ and $\{w_k\}$ match the perturbative analysis.

Example 3. $p = 0.75$. Since $p > 0.5$, we expect the error of $\{x_k\}$ to decay while the one of $\{w_k\}$ to grow. Figure 3 summarizes the error asymptotics for $\{x_k\}$ and $\{w_k\}$ as n varies. The slopes of the log-log plots again match well with the prediction -0.75 and 0.25 , respectively.

REFERENCES

- [1] Emmanuel J Candès and Carlos Fernandez-Granda, *Towards a mathematical theory of super-resolution*, Communications on pure and applied Mathematics **67** (2014), no. 6, 906–956.
- [2] Laurent Demanet and Nam Nguyen, *The recoverability limit for superresolution via sparsity*, arXiv preprint arXiv:1502.01385 (2015).
- [3] Zhiyan Ding, Ethan N Epperly, Lin Lin, and Ruizhe Zhang, *The esprit algorithm under high noise: Optimal error scaling and noisy super-resolution*, arXiv preprint arXiv:2404.03885 (2024).
- [4] Zhiyan Ding, Haoya Li, Lin Lin, HongKang Ni, Lexing Ying, and Ruizhe Zhang, *Quantum multiple eigenvalue gaussian filtered search: an efficient and versatile quantum phase estimation method*, arXiv preprint arXiv:2402.01013 (2024).
- [5] Zhiyan Ding and Lin Lin, *Even shorter quantum circuit for phase estimation on early fault-tolerant quantum computers with applications to ground-state energy estimation*, PRX Quantum **4** (2023), no. 2, 020331.
- [6] ———, *Simultaneous estimation of multiple eigenvalues with short-depth quantum circuit on early fault-tolerant quantum computers*, Quantum **7** (2023), 1136.

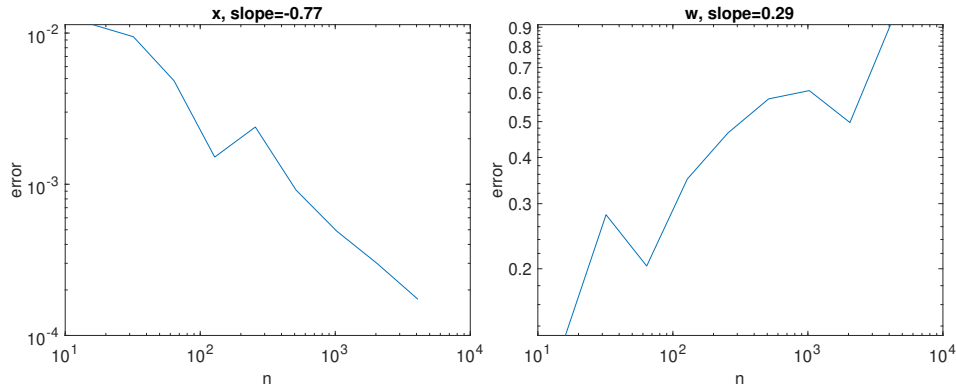


FIGURE 3. $p = 0.75$. The slopes of the log-log plots for $\{x_k\}$ and $\{w_k\}$ match the perturbative analysis.

- [7] David L Donoho, *Superresolution via sparsity constraints*, SIAM journal on mathematical analysis **23** (1992), no. 5, 1309–1331.
- [8] Yingbo Hua and Tapan K Sarkar, *Matrix pencil method for estimating parameters of exponentially damped/undamped sinusoids in noise*, IEEE Transactions on Acoustics, Speech, and Signal Processing **38** (1990), no. 5, 814–824.
- [9] Haoya Li, Hongkang Ni, and Lexing Ying, *Adaptive low-depth quantum algorithms for robust multiple-phase estimation*, Physical Review A **108** (2023), no. 6, 062408.
- [10] ———, *A note on spike localization for line spectrum estimation*, Applied and Computational Harmonic Analysis **67** (2023), 101577.
- [11] Weilin Li, Wenjing Liao, and Albert Fannjiang, *Super-resolution limit of the esprit algorithm*, IEEE transactions on information theory **66** (2020), no. 7, 4593–4608.
- [12] Wenjing Liao and Albert Fannjiang, *Music for single-snapshot spectral estimation: Stability and super-resolution*, Applied and Computational Harmonic Analysis **40** (2016), no. 1, 33–67.
- [13] Ankur Moitra, *Super-resolution, extremal functions and the condition number of vandermonde matrices*, Proceedings of the forty-seventh annual acm symposium on theory of computing, 2015, pp. 821–830.
- [14] Hongkang Ni, Haoya Li, and Lexing Ying, *On low-depth algorithms for quantum phase estimation*, Quantum **7** (2023), 1165.
- [15] R Prony, *Essai experimental et analytique*, J. Ecole Polytechnique (1795), 24–76.
- [16] Richard Roy and Thomas Kailath, *Esprit-estimation of signal parameters via rotational invariance techniques*, IEEE Transactions on acoustics, speech, and signal processing **37** (1989), no. 7, 984–995.

(Lexing Ying) DEPARTMENT OF MATHEMATICS, STANFORD UNIVERSITY, STANFORD, CA 94305
 Email address: lexing@stanford.edu