

A Dual Open Atom Interferometer for Compact, Mobile Quantum Sensing

Yosri Ben-Aïcha,^{1,*} Zain Mehdi,¹ Christian Freier,² Stuart S. Szigeti,¹ Paul B. Wigley,²
Lorcán O. Conlon,¹ Ryan Husband,¹ Samuel Legge,¹ Rhys H. Eagle,¹ Joseph J. Hope,¹
Nicholas P. Robins,¹ John D. Close,¹ Kyle S. Hardman,² Simon A. Haine,¹ and Ryan J. Thomas¹

¹*Department of Quantum Science and Technology, The Australian National University, Canberra, ACT 2601, Australia.*

²*NOMAD ATOMICS, 33 Elizabeth St, Richmond, VIC 3121, Australia*

(Dated: May 2, 2024)

We demonstrate an atom interferometer measurement protocol compatible with operation on a dynamic platform. Our method employs two open interferometers, derived from the same atomic source, with different interrogation times to eliminate initial velocity dependence while retaining precision, accuracy, and long term stability. We validate the protocol by measuring gravitational tides, achieving a precision of 4.5 μGal in 2000 runs, marking the first demonstration of inertial quantity measurement with open atom interferometry that achieves long-term phase stability.

Atom interferometers, through their high precision [1–5], accuracy [6–9], and stability [10–13], hold tremendous promise as sensors for Earth and climate science [14], geodesy [15–23], mineral exploration [24, 25], groundwater mapping and monitoring [26], navigation [13, 27–32], planetary exploration [33], and space-based fundamental physics tests [34–39]. All require laboratory-grade performance in the field, on dynamic mobile platforms. This is a significant challenge and one that motivates this Letter.

In three-pulse ($\pi/2$ - π - $\pi/2$) ‘closed’ atom interferometry, the most widespread measurement protocol, matterwaves in the two arms of the interferometer perfectly overlap in position and momentum space at the output beamsplitter, and the interferometer phase is inferred from the population difference between the two interferometer outputs [40]. These schemes are straightforward to implement in a stable laboratory, but they perform poorly in the presence of platform acceleration and rotations, which can prevent perfect closure of the interferometer and lead to degradation of the sensor sensitivity and accuracy [41]. Furthermore, inference of the interferometer phase in general requires multiple interferometer measurements [42], resulting in a trade-off between sensor measurement rate (i.e. bandwidth) and accuracy, which is undesirable for mobile sensing in dynamic environments.

Open atom interferometry is an alternative measurement protocol where the atomic matterwaves in the two arms of the interferometer are mismatched in position and momentum space at the final beamsplitter – either deliberately or through platform dynamics – resulting in spatially-dependent interference patterns (‘spatial fringes’) in the atomic density that encode the interferometer phase [43–45]. The interferometer phase is extracted from a single image of the atomic density, enabling higher bandwidth acquisition and robustness to changes in the fringe bias and contrast – both significant advantages for mobile operation.

However, open atom interferometers suffer two main

limitations: first, a stable phase reference for the spatial fringe pattern is required; and second, the interferometer phase depends on the initial atomic velocity, which cannot be perfectly controlled in a dynamic setting. Thus, open atom interferometry has been limited to highly-controlled laboratory settings [43–48] or to differential measurements where a phase reference is unnecessary and initial-velocity dependence can be cancelled exactly [49]. A notable exception is Ref. [35], which reported an open atom interferometry demonstration in microgravity; however, only contrast measurements were reported due to the lack of a stable phase reference [50]. Reference [45] showed that an arbitrary pixel on the imaging camera can be used as a phase reference, which allowed an open interferometer to measure a gravitationally-induced phase. However, such a lab-frame reference was unstable on long timescales due to drifts in the camera location relative to the atomic source, making this approach unsuitable for mobile operation on dynamic platforms.

In this Letter, we report on the first demonstration of open interferometry with long-term phase stability for measuring gravity. Our approach employs a dual interferometric scheme where two open atom interferometers with differing interrogation times are generated from the same atomic source and measured simultaneously. The resulting differential phase is independent of initial velocity contributions, allowing the interferometer to retain sensitivity to extrinsic fields and eliminating the requirement for an arbitrary (external) phase reference. We demonstrate the efficacy of our method by monitoring gravitational tides over a period of 30 hours using a Bose-condensed atomic source over a drop distance of 23 cm, and achieving a precision of 4.5 μGal in approximately 2000 shots. Our demonstration solves key challenges that have limited the widespread adoption of open interferometry, paving the way for future open interferometry experiments with mobile devices on dynamic platforms.

Open interferometry— Imperfect mode overlap at the output beamsplitter results in an open atom interferometer. In our work, this is achieved through temporal asym-

metry δT in the Mach-Zehnder (MZ) pulse sequence, such that T is the time between the first beamsplitter and the mirror, and $T + \delta T$ is the time between the mirror and the second beamsplitter. For ideal $2n$ -photon Bragg pulses [3, 51, 52] and average momentum $\bar{n}\hbar k$, this asymmetry gives rise to a phase shift [53]:

$$\begin{aligned} \phi = & (2nkg - \alpha)(T^2 + \frac{1}{2}\delta T^2 + 2T\delta T + T_{\text{exp}}\delta T) \\ & + n(4\bar{n}\omega_r + 2kv_0 - \delta_0)\delta T, \end{aligned} \quad (1)$$

where $k = 2\pi/\lambda$ is the wavenumber of the light pulse ($\lambda \approx 780$ nm for the D2 transition of ^{87}Rb), $\omega_r = \hbar k^2/(2m)$ is the atomic recoil frequency, g is the acceleration due to gravity, v_0 is the initial atomic velocity at trap release, and T_{exp} is the duration between the release of the cloud from the trap and the first pulse. To remain on resonance, the two photon detuning is changed according to $\delta(t) = \delta_0 + \alpha t$ assuming a value of δ_0 at trap release and a frequency chirp rate α . The key observation is that the contribution to the phase from the initial velocity and from gravitational acceleration accrue at different rates, allowing them to be separated with an appropriate measurement protocol.

The phase of the interferometer is encoded in the spatial structure of the matterwave outputs, since velocity maps to position at long times, allowing readout while the outputs are still overlapped. This is a critical feature for mitigating readout delays in Bragg-based interferometry [45]. However, using a camera pixel as the reference for phase extraction compromises both phase accuracy and stability, as does the initial velocity dependence of open interferometry. Shot-to-shot fluctuations in the cloud's average initial velocity and reference-frame position reduce the precision and stability of the sensor. Furthermore, long-term drift due to changes in the reference-frame location leads to biases that further compromise phase accuracy [37]. To mitigate the effects of initial velocity, potential strategies include precise pre-release control of the atoms to minimize the initial velocity or implementing a feedback system which could be used to either assess or mitigate the effects of initial velocity. Both strategies, while effective, pose substantial implementation challenges, especially for dynamic operations.

Dual open interferometry.— Our approach employs a Bragg-based dual open interferometer, as shown in Fig. 1. In this configuration, a signal interferometer of duration $2T_{\text{sig}} + \delta T$ accrues phase ϕ_{sig} due to both the initial velocity and gravitational acceleration. This is paired with a reference interferometer characterized by a shorter total duration $2T_{\text{ref}} + \delta T$, primarily sensitive to the initial velocity phase and, to a lesser extent, gravitational acceleration. By subtracting the phase measurement of the signal interferometer from that of the reference, $\Delta\Phi_{\text{dual}} = \phi_{\text{sig}} - \phi_{\text{ref}}$, we effectively cancel out the initial

velocity effect and address the issue of the moving reference in the atom frame. This enables operation with a phase reference that is both fixed and well-defined in the atoms' frame. Specifically [53],

$$\Delta\Phi_{\text{dual}} = (2nkg - \alpha)(T_{\text{sig}}^2 - T_{\text{ref}}^2 + \delta T\Delta T_{\text{sep}}) + \varphi, \quad (2)$$

where $\Delta T_{\text{sep}} = (T_{\text{sep,ref}} - T_{\text{sep,sig}})$ is the difference in separation times, i.e. the interval between the last interferometer pulse and the imaging pulse for each interferometer. An additional phase φ may be present depending on the timing of the reference interferometer relative to the signal interferometer; if the reference interferometer occurs wholly before or after the signal interferometer then $\varphi = 0$ [53]. Apart from g , all parameters in Eq. (2) are either known exactly or can be locked to arbitrary precision.

Experiment.— We implemented the scheme illustrated in Fig. 1 using the laboratory-based atom interferometer previously reported in Refs. [4, 45, 54]. The experiment, spanning approximately 23 cm (216 ms drop), begins with the production of a ^{87}Rb Bose-Einstein condensate (BEC) in a crossed optical-dipole trap with $\sim 10^6$ atoms in the $|F = 1, m_F = -1\rangle$ state. Upon release from the trap, the atoms undergo 10 ms of freefall before being transferred to a magnetically-insensitive state $|F = 1, m_F = 0\rangle$ using a microwave pulse sequence. This is followed by 57.05 ms of expansion time to reduce mean-field energy and relocate the interferometry sequence away from strong stray magnetic fields caused by the ion pump. A splitting pulse then divides the initial BEC into two atom clouds in distinct momentum states to form separate interferometers. This differentiation is key for ensuring that each interferometer can be addressed independently. In our setup, the reference interferometer cloud is transferred from $|0\hbar k\rangle$ to $|-4\hbar k\rangle$ and operates between $|-4\hbar k\rangle$ and $|-6\hbar k\rangle$. Meanwhile, the signal interferometer operates between $|0\hbar k\rangle$ and $|2\hbar k\rangle$. Both initial clouds are then subjected to asymmetric MZ interferometer configurations with $T_{\text{split}} = 0.5$ ms, $T_{\text{sig}} = 70$ ms, $T_{\text{ref}} = 1$ ms, and $\delta T = 0.45$ ms (see Fig. 1), implemented via Gaussian pulses of FWHM durations of 40 μs and a one-photon detuning of approximately -5.5 GHz. A short T_{ref} ensures that the reference interferometer phase has a large contribution due to the initial velocity phase (relative to the gravitational phase). The reference interferometer contains $\sim 40\%$ of the total atom number in order to maintain an initial velocity sensitivity equivalent to the signal interferometer. After the interferometer sequences complete, the spatial density distributions of the signal and reference interferometers are measured concurrently after separation times of 8 ms and 8.05 ms, respectively [55]. The total drop time of both interferometers is identical: $T_{\text{drop}} = 2T + \delta T + T_{\text{sep}} + T_{\text{split}} + T_{\text{exp}}$.

Phase extraction and referencing.— The temporal asymmetry δT results in a spatial fringe pattern in the atomic density at each interferometer output. Both the

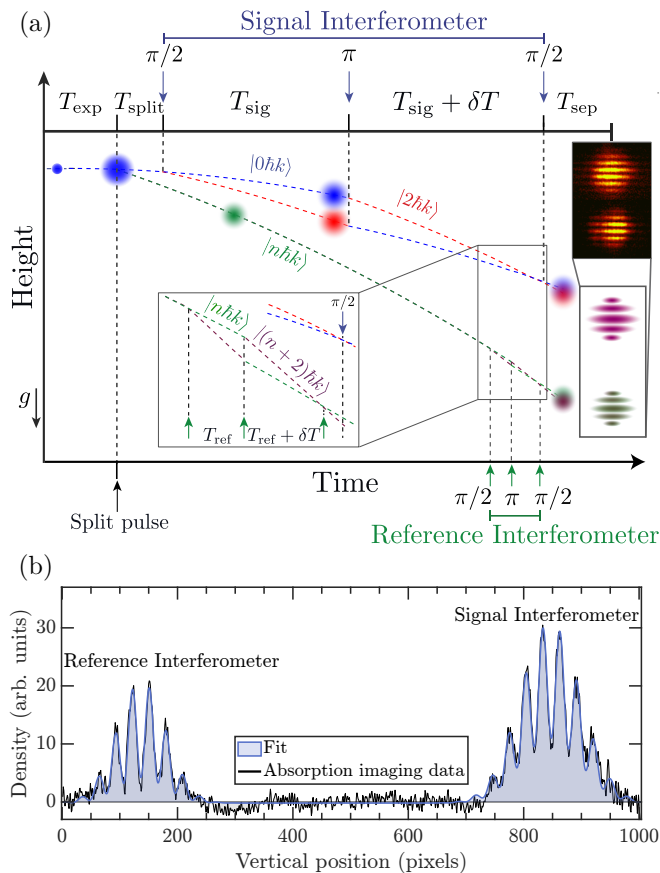


FIG. 1. (a) Space-time diagram illustrating the dual open interferometry scheme. The atom cloud is released from the trap and after expansion time T_{exp} a splitting pulse prepares two distinct atom clouds, each diverging into unique momentum states to form their own independent interferometers. Following a brief period T_{split} , the signal interferometer sequence begins, which spans total duration $2T_{\text{sig}} + \delta T$. Concurrently, the reference interferometer undergoes a longer expansion time followed by a relatively short interferometry sequence. The spatial density distributions of the signal and reference interferometers are measured simultaneously after a short separation times which differs slightly for the two interferometers, since the final beam splitting pulses for the signal and reference interferometers are generated sequentially. (b) Vertical 1D atomic density measurement of both the reference and signal interferometer, extracted by summing a single 2D absorption image (insert shown in top right of (a)) in the horizontal direction and showing the spatial fringe patterns at both interferometer outputs.

signal and reference interferometer fringes have a spatial frequency $\lambda_{\text{fringe}} = \pi T_{\text{drop}} / (2k\delta T)$ and are offset in phase by ϕ_{sig} and ϕ_{ref} , respectively [56]. We extract these phases using absorption imaging with a CCD camera [57], simultaneously capturing images of both interferometers' output on a single frame (see Fig. 1 (b)) and fitting to each fringe a Gaussian envelope with a sinusoidal modulation [53].

Imaging both interferometers on a single frame pro-

vides the crucial common phase reference needed to maintain a constant relative phase, since any change in phase affecting one interferometer similarly impacts the other. Without this, phase referencing is highly susceptible to displacements in the camera pixel, and therefore to vibrations and temperature changes. In a stable lab setting, where noise and vibrations can be controlled or minimized, pixel referencing becomes less prone to slow temperature-induced changes over extended periods. However, on dynamic platforms subjected to intense environmental conditions, where rapid and significant temperature changes and vibrations are present, these factors could introduce a significant bias. For instance, the combined effects of large and rapid temperature changes with vibrations can easily lead to displacements in the interferometer pixel reference as large as $\sim 60 \mu\text{m}$, resulting in an erroneous phase shift of up to 2 rad (2500 μgal in our experiment), underscoring the effectiveness of our method.

Short-term phase stability.— To demonstrate short-term stability, we performed a series of phase measurements as shown in Fig. 2 (a). We extracted the phases of the reference interferometer and the signal interferometer over a ~ 45 min data run (220 shots). Subtracting the signal phase from the reference interferometer phase, we calculated the dual open interferometer phase. While both the reference and signal phases exhibit significant run-to-run fluctuations, the fluctuations are correlated (correlation coefficient of 0.88) and are significantly reduced on subtraction. This method demonstrates a twofold improvement in phase stability compared to the signal interferometer alone.

Long-term phase stability.— Fluctuations in initial velocity and phase reference over long periods, which do not average to zero, introduce bias, degrading the long-term stability and accuracy of the interferometer. To demonstrate our method's long-term phase stability and its ability to counteract these biases, we tracked tidal variations in local gravity over a 30-hour period, taking measurements every 12 seconds. The procedure for measuring phase is detailed in Figs. 2 (b-c-d). Figures 2 (b) and (c) display phase data for the reference and signal interferometers, respectively, each smoothed with an 800-point moving average. Fig. 2 (d) illustrates the dual interferometer's phase reconstruction, achieved by subtracting the reference phase from the signal phase and then applying the same moving average.

Our gravity measurements, taken during a king tide, were anticipated to yield a symmetrical tidal phase profile. Yet, the signal interferometer erroneously exhibited strong asymmetry, indicative of a neap tide. In contrast, the dual interferometer consistently revealed a symmetrical pattern, aligning with the expected profile of a king tide. This qualitative analysis clearly demonstrates the impact of long-term drifts, and importantly, showcases

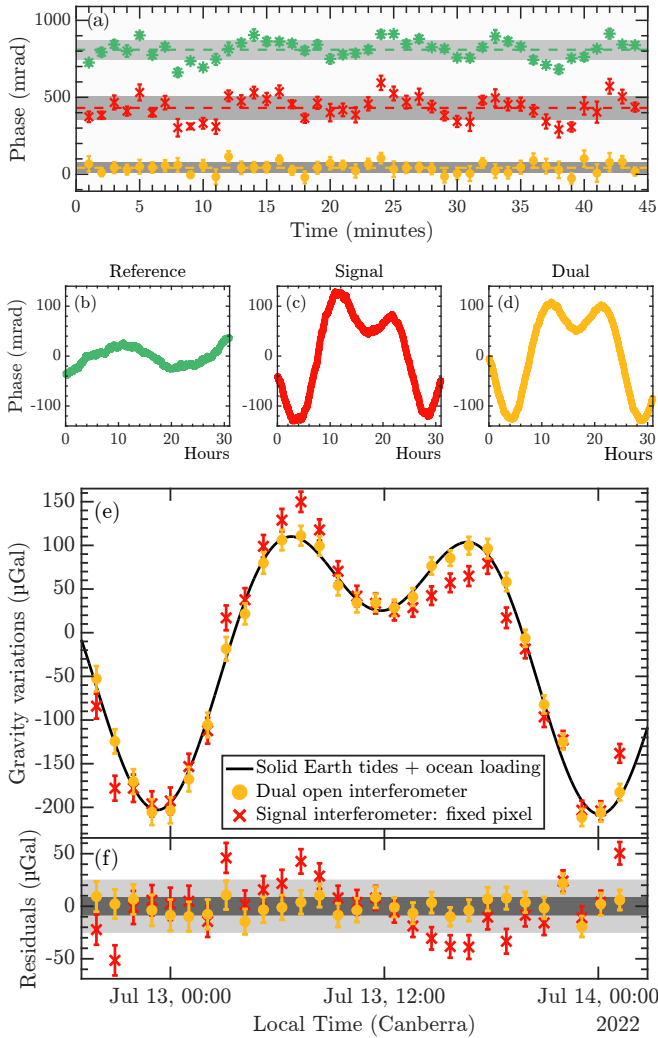


FIG. 2. (a) Short-term phase stability measurements for the dual interferometer (yellow circles) compared to the individual signal (red crosses) and reference (green stars) interferometer measurements. Data from each interferometer are offset for visual clarity in the figure. The dark grey shading indicates the standard deviation for each interferometer data. (b)-(d) 800-point moving average of reference, signal, and dual interferometer phase measurements obtained over ~ 30 h duration. (e) Comparison of the solid Earth tide (black line), dual interferometer (yellow circles) and signal interferometer (red crosses) with data averaged over 1 hour bins. (f) Residuals resulting from subtracting the solid Earth tide from the measurements of both interferometers. The standard error of the residuals for the dual interferometer (dark shading) is $2.5\times$ smaller than for the signal interferometer (light shading).

the dual open interferometer’s ability to correct for these long-term drifts observed in the signal interferometer.

In Figures 2 (e-f), we compare our measurements to a solid Earth tides model and ocean loading [58] with each data point representing a one hour average. As seen in Fig. 2 (e), the signal interferometer, which uses a fixed

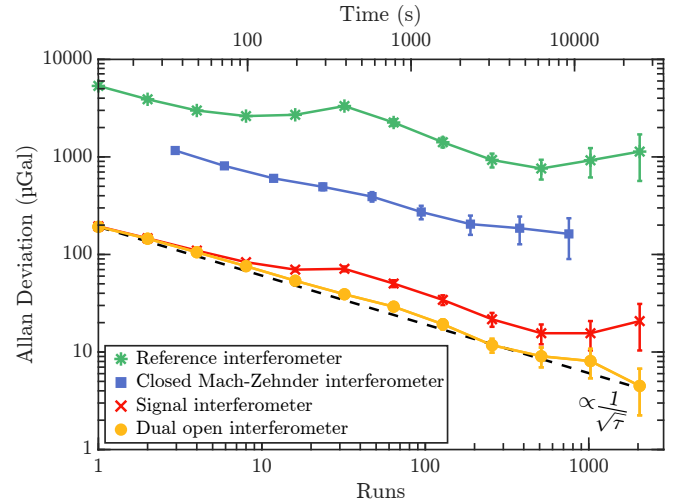


FIG. 3. Allan deviations of the gravitational acceleration signal corrected for the solid Earth tide are shown for the dual interferometer (yellow circles), signal interferometer (red crosses), reference interferometer (green stars), and a closed MZ interferometer (blue squares). The closed MZ operates at shorter interrogation time $T = 15$ ms, necessary to obtain resolvable output ports within the 23 cm height constraints of our experiment. The dashed black line plots $1/\sqrt{\tau}$ scaled by the single-shot sensitivity of the dual interferometer. Each run is approximately 12 s.

pixel as a reference, shows some alignment with the tidal model but also reveals observable drifts. Conversely, the dual interferometer exhibits excellent agreement with the tidal model, with a standard error of the residuals of $8.6\ \mu\text{Gal}$. The residuals in Fig. 2 (f) of the dual open interferometer against the tidal model showcase over $2.5\times$ improvement compared to the signal interferometer.

To further assess the overall phase stability of our scheme, we performed an Allan deviation analysis [59] on the different interferometer measurements. As shown in Fig. 3, both the signal and dual interferometers exhibit similar single-shot sensitivities of approximately $200\ \mu\text{Gal}$, with the dual interferometer slightly better by less than $10\ \mu\text{Gal}$. For short integration times (around 10-20 runs), both interferometers’ sensitivities follow a trend proportional to $1/\sqrt{\tau}$. This observation is consistent with Ref. [45], who reported comparable phase stability using a pixel reference over tens of runs, each with a 12 s duty cycle. Beyond this timescale, the signal interferometer begins to drift, whereas the dual interferometer keeps integrating along the $1/\sqrt{\tau}$ trend, to reach a sensitivity of $4.5\ \mu\text{Gal}$ in approximately 2000 runs, compared to $21\ \mu\text{Gal}$ for the signal interferometer. Given there is no deviation in the $1/\sqrt{\tau}$ scaling of the dual interferometer, it is possible that long-term stability is maintained beyond the ~ 30 h data collection period, which if true would have allowed a precision exceeding $4.5\ \mu\text{Gal}$.

Additionally, we conducted measurements with a closed MZ interferometer under similar height constraints

to demonstrate our technique’s superiority in mitigating Bragg readout delays. Such readout delays occur due to the requirement for the two interferometer modes to spatially separate and be distinguishable when imaged [45]. With the same expansion and drop times, and sufficient time to separate the output ports of the interferometer, we were only able to achieve a closed interferometer with $T = 15$ ms. Comparing the dual open interferometer to the closed MZ Allan deviation shows a sixfold improvement in single-shot sensitivity, highlighting the advantage in mitigating Bragg readout delay. Our protocol, enhanced by recent advancements in large momentum transfer [60, 61], sets the stage for developing Bragg-based atom interferometers that integrate large momentum transfer techniques, enabling highly-sensitive, compact, and mobile quantum sensors. Other strategies exist to mitigate the readout delay in Bragg-based atom interferometry, such as Bloch separator pulses [62] and Raman labelling [63] [64]. These can significantly improve sensitivity for a given size device. However, these techniques rely on velocity-selective pulses to select one of the output port momentum states, and thus can fail in noisy and dynamic environments. Specifically, they are prone to cross-coupling between the momentum states during the separation of the output states. The operation of these pulses demands a stable environment to ensure the correct momentum state is selected without cross-couplings. A failure in achieving this precise selection results in phase errors. In contrast, our method does not rely on separating the output ports with velocity-selective light pulses and therefore is not subject to such environmental constraints.

Conclusion and Outlook. — The dual open interferometer scheme we have introduced represents a significant step forward in the field of open atom interferometry, marking the first demonstration of long-term stability in an open configuration. Our method enabled continuous monitoring of local gravity and its tidal variations over a nearly 30-hour period. Conducted within a height of 23 cm, this allowed interferometer times about 4.5 times longer than those achievable with a closed Bragg MZ interferometer, leading to a sixfold improvement in single-shot sensitivity for the same device size. The ability of our approach to consistently extract phase data in every run makes it particularly useful for dynamic and mobile applications, where additional measurements needed to measure interferometer contrast are often impractical. This attribute is equally beneficial for long-drop experiments constrained by limited operational runs, circumventing the need for extensive phase reconstruction processes. Although our demonstration used a Bose-condensed source, this was a choice of convenience rather than necessity; we expect dual open interferometry to be performant for cold thermal sources. Indeed, dual open interferometry should provide robustness to velocity-spread effects that degrade contrast in closed MZ

interferometers.

The use of a reference interferometer in our setup effectively addresses issues of unreliable phase referencing due to initial velocity fluctuations and environmental changes. This development opens avenues for a wide range of applications in open interferometry. For instance, it could enable shot-noise limited operation in a wider range of cold-atom sensors, expanding the use-cases of existing devices [9, 31] and further enabling metrologically-useful demonstrations of quantum-enhanced gravimetry in both laboratory and mobile settings [65, 66]. Future work would aim to validate our approach in mobile cold-atom devices on dynamic platforms, and also for measurement of other quantities. Indeed, the versatility of our scheme allows it to be employed for measurements of rotations, gravity gradients and magnetic field gradients and curvature, potentially all in a single run. Thus, our work not only marks a significant step in open atom interferometry but also lays the groundwork for the development of versatile, all-in-one quantum sensors [67].

Acknowledgements. — We thank Cass Sackett and Kaiwen Zhu for insightful discussions. This research was funded by the Australian Research Council project DP190101709. SAH acknowledges support through an Australian Research Council Future Fellowship Grant No. FT210100809. SSS was supported by an Australian Research Council Discovery Early Career Researcher Award (DECRA), Project No. DE200100495.

* yosri.benaicha@anu.edu.au

- [1] A. Peters, K. Y. Chung, and S. Chu, High-precision gravity measurements using atom interferometry, *Metrologia* **38**, 25 (2001).
- [2] G. Rosi, F. Sorrentino, L. Cacciapuoti, M. Prevedelli, and G. M. Tino, Precision measurement of the newtonian gravitational constant using cold atoms, *Nature* **510**, 518–521 (2014).
- [3] P. A. Altin, M. T. Johnsson, V. Negnevitsky, G. R. Dennis, R. P. Anderson, J. E. Debs, S. S. Szigeti, K. S. Hardman, S. Bennetts, G. D. McDonald, L. D. Turner, J. D. Close, and N. P. Robins, Precision atomic gravimeter based on bragg diffraction, *New Journal of Physics* **15**, 023009 (2013).
- [4] K. S. Hardman, P. J. Everitt, G. D. McDonald, P. Manju, P. B. Wigley, M. A. Sooriyabandara, C. C. N. Kuhn, J. E. Debs, J. D. Close, and N. P. Robins, Simultaneous precision gravimetry and magnetic gradiometry with a bose-einstein condensate: A high precision, quantum sensor, *Phys. Rev. Lett.* **117**, 138501 (2016).
- [5] T. Zhang, L.-L. Chen, Y.-B. Shu, W.-J. Xu, Y. Cheng, Q. Luo, Z.-K. Hu, and M.-K. Zhou, Ultrahigh-sensitivity bragg atom gravimeter and its application in testing lorentz violation, *Phys. Rev. Appl.* **20**, 014067 (2023).
- [6] R. Karcher, A. Imanaliev, S. Merlet, and F. P. D. Santos, Improving the accuracy of atom interferometers with

- ultracold sources, *New Journal of Physics* **20**, 113041 (2018).
- [7] L. Morel, Z. Yao, P. Cladé, and S. Guellati-Khélifa, Determination of the fine-structure constant with an accuracy of 81 parts per trillion - *Nature* (2020).
- [8] C. Janvier, V. Ménoret, B. Desruelle, S. Merlet, A. Landragin, and F. Pereira dos Santos, Compact differential gravimeter at the quantum projection-noise limit, *Phys. Rev. A* **105**, 022801 (2022).
- [9] R. Geiger, A. Landragin, S. Merlet, and F. Pereira Dos Santos, High-accuracy inertial measurements with cold-atom sensors, *AVS Quantum Science* **2**, 024702 (2020).
- [10] P. Gillot, O. Francis, A. Landragin, F. P. D. Santos, and S. Merlet, Stability comparison of two absolute gravimeters: optical versus atomic interferometers, *Metrologia* **51**, L15 (2014).
- [11] C. Freier, M. Hauth, V. Schkolnik, B. Leykauf, M. Schilling, H. Wziontek, H.-G. Scherneck, J. Müller, and A. Peters, Mobile quantum gravity sensor with unprecedented stability, *Journal of Physics: Conference Series* **723**, 012050 (2016).
- [12] V. Ménoret, P. Vermeulen, N. Le Moigne, S. Bonvalot, P. Bouyer, A. Landragin, and B. Desruelle, Gravity measurements below $10^{-9}g$ with a transportable absolute quantum gravimeter, *Scientific Reports* **8**, 12300 (2018).
- [13] X. Wu, Z. Pagel, B. S. Malek, T. H. Nguyen, F. Zi, D. S. Scheirer, and H. Müller, Gravity surveys using a mobile atom interferometer, *Science Advances* **5**, eaax0800 (2019).
- [14] L. Timmen, O. Gitlein, V. Klemann, and D. Wolf, Observing Gravity Change in the Fennoscandian Uplift Area with the Hanover Absolute Gravimeter, *Pure and Applied Geophysics* **169**, 1331 (2012).
- [15] J. K. Stockton, K. Takase, and M. A. Kasevich, Absolute geodetic rotation measurement using atom interferometry, *Phys. Rev. Lett.* **107**, 133001 (2011).
- [16] R. Geiger, V. Ménoret, G. Stern, N. Zahzam, P. Cheinet, B. Battelier, A. Villing, F. Moron, M. Lours, Y. Bidel, A. Bresson, A. Landragin, and P. Bouyer, Detecting inertial effects with airborne matter-wave interferometry, *Nature Communications* **2**, 10.1038/ncomms1479 (2011).
- [17] Y. Bidel, N. Zahzam, A. Bresson, C. Blanchard, M. Cadoret, A. V. Olesen, and R. Forsberg, Absolute airborne gravimetry with a cold atom sensor, *Journal of Geodesy* **94**, 20 (2020).
- [18] Y. Bidel, N. Zahzam, C. Blanchard, A. Bonnin, M. Cadoret, A. Bresson, D. Rouxel, and M. F. Lequentrec-Lalancette, Absolute marine gravimetry with matter-wave interferometry, *Nature Communications* **9**, 627 (2018).
- [19] B. Wu, C. Zhang, K. Wang, B. Cheng, D. Zhu, R. Li, X. Wang, Q. Lin, Z. Qiao, and Y. Zhou, Marine absolute gravity field surveys based on cold atomic gravimeter, *IEEE Sensors Journal* **23**, 24292 (2023).
- [20] D. Becker, M. D. Lachmann, S. T. Seidel, H. Ahlers, A. N. Dinkelaker, J. Grosse, O. Hellmig, H. Müntinga, V. Schkolnik, T. Wendrich, A. Wenzlawski, B. Weps, R. Corgier, T. Franz, N. Gaaloul, W. Herr, D. Lüdtke, M. Popp, S. Amri, H. Duncker, M. Erbe, A. Kohfeldt, A. Kubelka-Lange, C. Braxmaier, E. Charron, W. Ertmer, M. Krutzik, C. Lämmerzahl, A. Peters, W. P. Schleich, K. Sengstock, R. Walsler, A. Wicht, P. Windpassinger, and E. M. Rasel, Space-borne bose-einstein condensation for precision interferometry, *Nature* **562**, 391–395 (2018).
- [21] F. Migliaccio, M. Reguzzoni, K. Batsukh, G. M. Tino, G. Rosi, F. Sorrentino, C. Braitenberg, T. Pivetta, D. F. Barbolla, and S. Zoffoli, MOCASS: A Satellite Mission Concept Using Cold Atom Interferometry for Measuring the Earth Gravity Field, *Surveys in Geophysics* **40**, 1029 (2019).
- [22] A. Trimeche, B. Battelier, D. Becker, A. Bertoldi, P. Bouyer, C. Braxmaier, E. Charron, R. Corgier, M. Cornelius, K. Douch, N. Gaaloul, S. Herrmann, J. Müller, E. Rasel, C. Schubert, H. Wu, and F. P. dos Santos, Concept study and preliminary design of a cold atom interferometer for space gravity gradiometry, *Classical and Quantum Gravity* **36**, 215004 (2019).
- [23] T. Lévêque, C. Fallet, M. Manda, R. Biancale, J. M. Lemoine, S. Tardivel, S. Delavault, A. Piquereau, S. Bourgogne, F. Pereira Dos Santos, B. Battelier, and P. Bouyer, Gravity field mapping using laser-coupled quantum accelerometers in space, *Journal of Geodesy* **95**, 15 (2021).
- [24] M. I. Evstifeev, The state of the art in the development of onboard gravity gradiometers, *Gyroscopy and Navigation* **8**, 68 (2017).
- [25] K. Bongs, M. Holynski, J. Vovrosh, P. Bouyer, G. Condon, E. Rasel, C. Schubert, W. P. Schleich, and A. Roura, Taking atom interferometric quantum sensors from the laboratory to real-world applications, *Nature Reviews Physics* **1**, 731–739 (2019).
- [26] M. Schilling, E. Wodey, L. Timmen, D. Tell, K. H. Zipfel, D. Schlippert, C. Schubert, E. M. Rasel, and J. Müller, Gravity field modelling for the Hannover 10 m atom interferometer, *Journal of Geodesy* **94**, 122 (2020).
- [27] C. Jekeli, Navigation error analysis of atom interferometer inertial sensor, *Navigation* **52**, 1 (2005).
- [28] B. Battelier, B. Barrett, L. Fouché, L. Chichet, L. Antoni-Micollier, H. Porte, F. Napolitano, J. Lautier, A. Landragin, and P. Bouyer, Development of compact cold-atom sensors for inertial navigation, in *Quantum Optics*, Vol. 9900, edited by J. Stuhler and A. J. Shields, International Society for Optics and Photonics (SPIE, 2016) pp. 21 – 37.
- [29] P. Cheiney, L. Fouché, S. Templier, F. Napolitano, B. Battelier, P. Bouyer, and B. Barrett, Navigation-compatible hybrid quantum accelerometer using a kalman filter, *Phys. Rev. Appl.* **10**, 034030 (2018).
- [30] S. Templier, P. Cheiney, Q. d’Armagnac de Castanet, B. Gouraud, H. Porte, F. Napolitano, P. Bouyer, B. Battelier, and B. Barrett, Tracking the vector acceleration with a hybrid quantum accelerometer triad, *Science Advances* **8**, eadd3854.
- [31] A. T. B. Frank A. Narducci and J. H. Burke, Advances toward fieldable atom interferometers, *Advances in Physics: X* **7**, 1946426 (2022).
- [32] X. Wang, A. Kealy, C. Gilliam, S. Haine, J. Close, B. Moran, K. Talbot, S. Williams, K. Hardman, C. Freier, P. Wigley, A. White, S. Szigeti, and S. Legge, Improving measurement performance via fusion of classical and quantum accelerometers, *The Journal of Navigation* , 1 (2023).
- [33] F. Müller, O. Carraz, P. Visser, and O. Witasse, Cold atom gravimetry for planetary missions, *Planetary and Space Science* **194**, 105110 (2020).
- [34] S. Dimopoulos, P. W. Graham, J. M. Hogan, and M. A.

- Kasevich, Testing general relativity with atom interferometry, *Phys. Rev. Lett.* **98**, 111102 (2007).
- [35] H. Müntinga, H. Ahlers, M. Krutzik, A. Wenzlawski, S. Arnold, D. Becker, K. Bongs, H. Dittus, H. Duncker, N. Gaaloul, C. Gherasim, E. Giese, C. Grzeschik, T. W. Hänsch, O. Hellmig, W. Herr, S. Herrmann, E. Kajari, S. Kleinert, C. Lämmerzahl, W. Lewoczko-Adamczyk, J. Malcolm, N. Meyer, R. Nolte, A. Peters, M. Popp, J. Reichel, A. Roura, J. Rudolph, M. Schiemangk, M. Schneider, S. T. Seidel, K. Sengstock, V. Tamma, T. Valenzuela, A. Vogel, R. Walser, T. Wendrich, P. Windpassinger, W. Zeller, T. van Zoest, W. Ertmer, W. P. Schleich, and E. M. Rasel, Interferometry with bose-einstein condensates in microgravity, *Phys. Rev. Lett.* **110**, 093602 (2013).
- [36] G. M. Tino, Testing gravity with cold atom interferometry: results and prospects, *Quantum Science and Technology* **6**, 024014 (2021).
- [37] N. Gaaloul, M. Meister, R. Corgier, A. Pichery, P. Boegel, W. Herr, H. Ahlers, E. Charron, J. R. Williams, R. J. Thompson, W. P. Schleich, E. M. Rasel, and N. P. Bigelow, A space-based quantum gas laboratory at picokelvin energy scales, *Nature Communications* **13**, 10.1038/s41467-022-35274-6 (2022).
- [38] Y. Du, C. Murgui, K. Pardo, Y. Wang, and K. M. Zurek, Atom interferometer tests of dark matter, *Phys. Rev. D* **106**, 095041 (2022).
- [39] J. Pahl, *Atom interferometric experiments with Bose-Einstein condensates in microgravity*, Ph.D. thesis, Humboldt-Universität zu Berlin, Mathematisch-Naturwissenschaftliche Fakultät (2024).
- [40] M. Kasevich and S. Chu, Measurement of the gravitational acceleration of an atom with a light-pulse atom interferometer, *Applied Physics B: Lasers and Optics* **54**, 321 (1992).
- [41] Q.-A. de Castanet, C. D. Cognets, R. Arguel, S. Templier, V. Jarlaud, V. Ménoret, B. Desruelle, P. Bouyer, and B. Battelier, *Atom interferometry at arbitrary orientations and rotation rates* (2024), number: arXiv:2402.18988 arXiv:2402.18988 [physics, physics:quant-ph].
- [42] B. Barrett, P.-A. Gominet, E. Cantin, L. Antonimicollier, A. Bertoldi, B. Battelier, P. Bouyer, J. Lautier, and A. Landragin, Mobile and remote inertial sensing with atom interferometers, in *Proceedings of the International School of Physics "Enrico Fermi"*, Vol. 188: Atom interferometry (IOS Press, 2014) pp. 493 – 555.
- [43] A. Sugarbaker, S. M. Dickerson, J. M. Hogan, D. M. S. Johnson, and M. A. Kasevich, Enhanced atom interferometer readout through the application of phase shear, *Phys. Rev. Lett.* **111**, 113002 (2013).
- [44] S. M. Dickerson, J. M. Hogan, A. Sugarbaker, D. M. S. Johnson, and M. A. Kasevich, Multiaxis inertial sensing with long-time point source atom interferometry, *Phys. Rev. Lett.* **111**, 083001 (2013).
- [45] P. B. Wigley, K. S. Hardman, C. Freier, P. J. Everitt, S. Legge, P. Manju, J. D. Close, and N. P. Robins, Readout-delay-free bragg atom interferometry using overlapped spatial fringes, *Phys. Rev. A* **99**, 023615 (2019).
- [46] P. Asenbaum, C. Overstreet, M. Kim, J. Curti, and M. A. Kasevich, Atom-interferometric test of the equivalence principle at the 10^{-12} level, *Phys. Rev. Lett.* **125**, 191101 (2020).
- [47] C. Overstreet, P. Asenbaum, J. Curti, M. Kim, and M. A. Kasevich, Observation of a gravitational aharonov-bohm effect, *Science* **375**, 226 (2022).
- [48] J. Wang, J. Tong, W. Xie, Z. Wang, Y. Feng, and X. Wang, Enhanced readout from spatial interference fringes in a point-source cold atom inertial sensor, *Sensors* **23**, 10.3390/s23115071 (2023).
- [49] P. Asenbaum, C. Overstreet, T. Kovachy, D. D. Brown, J. M. Hogan, and M. A. Kasevich, Phase shift in an atom interferometer due to spacetime curvature across its wave function, *Phys. Rev. Lett.* **118**, 183602 (2017).
- [50] Ref. [35] speculated that sensitivities of $5 \times 10^{-12} \text{ m/s}^2$ could be reached with a suitable phase reference.
- [51] H. Müller, S.-w. Chiow, and S. Chu, Atom-wave diffraction between the Raman-Nath and the Bragg regime: Effective Rabi frequency, losses, and phase shifts, *Phys. Rev. A* **77**, 023609 (2008).
- [52] S. S. Szigeti, J. E. Debs, J. J. Hope, N. P. Robins, and J. D. Close, Why momentum width matters for atom interferometry with bragg pulses, *New Journal of Physics* **14**, 023009 (2012).
- [53] See Supplemental Material at [url], which includes Refs [68, 69], for the dual open interferometer phase derivation and technical details of the phase extraction process from absorption imaging.
- [54] K. S. Hardman, *A BEC Based Precision Gravimeter and Magnetic Gradiometer: Design and Implementation*, Ph.D. thesis, Department of Quantum Science, Research School of Physics and Engineering, The Australian National University (2016).
- [55] The separation times are set so that the sinusoidal modulation of the output ports from each interferometer interferes constructively, allowing for readout with minimal separation while the ports overlap [45].
- [56] M. Krutzik, *Matter wave interferometry in microgravity*, Ph.D. thesis, Humboldt-Universität zu Berlin, Mathematisch-Naturwissenschaftliche Fakultät I (2014).
- [57] Grasshopper2 GS2-FW-14S5M - 1384x1036 with a pixel size of 6.45 μm .
- [58] L. Timmen and H.-G. Wenzel, Worldwide synthetic gravity tide parameters, in *Gravity and Geoid*, edited by H. Sünkel and I. Marson (Springer Berlin Heidelberg, Berlin, Heidelberg, 1995) pp. 92–101.
- [59] Institute of Electrical and Electronics Engineers, *IEEE Standard Definitions of Physical Quantities for Fundamental Frequency and Time Metrology—Random Instabilities*, IEEE Std 1139-2008 (IEEE, New York, NY, USA, 2009) pp. c1–c35.
- [60] J. C. Saywell, M. S. Carey, P. S. Light, S. S. Szigeti, A. R. Milne, K. S. Gill, M. L. Goh, V. S. Perunicic, N. M. Wilson, C. D. Macrae, A. Rischka, P. J. Everitt, N. P. Robins, R. P. Anderson, M. R. Hush, and M. J. Biercuk, Enhancing the sensitivity of atom-interferometric inertial sensors using robust control, *Nature Communications* **14**, 10.1038/s41467-023-43374-0 (2023).
- [61] A. Béguin, T. Rodzinka, L. Calmels, B. Allard, and A. Gauguier, Atom interferometry with coherent enhancement of bragg pulse sequences, *Phys. Rev. Lett.* **131**, 143401 (2023).
- [62] R. Piccon, S. Sarkar, J. Gomes Baptista, S. Merlet, and F. Pereira Dos Santos, Separating the output ports of a bragg interferometer via velocity selective transport, *Phys. Rev. A* **106**, 013303 (2022).
- [63] Y. Cheng, K. Zhang, L.-L. Chen, T. Zhang, W.-J. Xu,

- X.-C. Duan, M.-K. Zhou, and Z.-K. Hu, Momentum-resolved detection for high-precision bragg atom interferometry, *Phys. Rev. A* **98**, 043611 (2018).
- [64] Direct measurements of the momentum distribution could also mitigate readout delay, although detection requirements are likely very stringent [70].
- [65] S. S. Szigeti, S. P. Nolan, J. D. Close, and S. A. Haine, High-precision quantum-enhanced gravimetry with a bose-einstein condensate, *Phys. Rev. Lett.* **125**, 100402 (2020).
- [66] S. S. Szigeti, O. Hosten, and S. A. Haine, Improving cold-atom sensors with quantum entanglement: Prospects and challenges, *Applied Physics Letters* **118**, 140501 (2021).
- [67] B. Barrett, P. Cheiney, B. Battelier, F. Napolitano, and P. Bouyer, Multidimensional atom optics and interferometry, *Phys. Rev. Lett.* **122**, 043604 (2019).
- [68] P. B. Blakie and R. J. Ballagh, Mean-field treatment of Bragg scattering from a Bose-Einstein condensate, *Journal of Physics B: Atomic, Molecular and Optical Physics* **33**, 3961 (2000).
- [69] S. S. Szigeti, *Controlled Bose-Condensed Sources for Atom Interferometry*, Ph.D. thesis, The Australian National University (2013).
- [70] M. Kritsotakis, S. S. Szigeti, J. A. Dunningham, and S. A. Haine, Optimal matter-wave gravimetry, *Phys. Rev. A* **98**, 023629 (2018).

Supplementary Material: A Dual Open Atom Interferometer for Compact, Mobile Quantum Sensing

In this supplemental material we provide (1) a derivation of the phase for an open Mach-Zehnder Bragg-pulse atom interferometer, (2) a derivation of the phase for our dual open interferometer scheme, and (3) the explicit form of the fit used to extract the phase from our spatial fringe absorption images.

DERIVATION OF OPEN MACH-ZEHNDER INTERFEROMETER PHASE SHIFT, EQ. (1)

The interferometer described in the main text uses two-photon Bragg transitions to coherently couple different momentum states of individual atoms while leaving the internal state unchanged. For counter-propagating lasers with a mean wavenumber k and frequency difference δ , the temporal evolution of the position-space wavefunction $\psi(x, t)$ in one dimension is [68,69]

$$i\hbar \frac{\partial \psi(x, t)}{\partial t} = -\frac{\hbar^2}{2m} \frac{\partial^2 \psi(x, t)}{\partial x^2} + \hbar (\Omega e^{2ikx - i\delta t} + \Omega^* e^{-2ikx + i\delta t}) \quad (\text{S.3})$$

for two-photon Rabi frequency Ω . Note that we have neglected the AC Stark shift as it is common to all momentum states. Changing variables ($x \rightarrow x - \delta t/(2k)$), and transforming to momentum space, we have

$$i\hbar \frac{\partial \psi(p, t)}{\partial t} = \left[\frac{p^2}{2m} - \frac{\delta}{2k} p \right] \psi(p, t) + \hbar \Omega \psi(p + 2\hbar k, t) + \hbar \Omega^* \psi(p - 2\hbar k, t), \quad (\text{S.4})$$

which shows that the counter-propagating laser beams couple momentum states that differ by $2\hbar k$. Defining coefficients $c_n(t) \equiv \psi(p + 2n\hbar k, t)$, we obtain a system of coupled equations

$$i\dot{c}_n(t) = \left[\hbar^{-1} \left(\frac{p^2}{2m} - \frac{\delta}{2k} p \right) + 4n^2 \omega_r + n \left(\frac{2kp}{m} - \delta \right) \right] c_n(t) + \Omega c_{n+1}(t) + \Omega^* c_{n-1}(t), \quad (\text{S.5})$$

where $\omega_r = \hbar k^2/(2m)$ is the recoil frequency. The effective detuning for transitions between initial momentum state $|p + 2n_i \hbar k\rangle$ and final momentum state $|p + 2n_f \hbar k\rangle$ is then

$$\xi = n(4\bar{n}\omega_r + 2kv - \delta) \quad (\text{S.6})$$

with $v = p/m$, and where we have defined $n = n_f - n_i$ as the momentum transfer order and $\bar{n} = n_f + n_i$ such that $\bar{n}\hbar k$ is the average imparted momentum. For gravimetry, δ is typically parametrized as $\delta = \delta_0 + \alpha t$, where δ_0 is the initial detuning and α is a frequency sweep rate. For atoms falling under gravitational acceleration g , $v(t) = v_0 + gt$, which means that in order to remain close to resonance we require $\alpha = 2k\hat{g}$, where \hat{g} is an estimate of g . The time-dependent atom-light detuning is then

$$\xi(t) = 2nk\delta g t + n(4\bar{n}\omega_r + 2kv_0 - \delta_0), \quad (\text{S.7})$$

where $\delta g = g - \hat{g}$ is the error in the estimate of gravity.

We now assume we have an open Mach-Zehnder interferometer with a $\pi/2$ - π - $\pi/2$ pulse sequence where pulses occur at times $T_1 = T_{\text{exp}}$, $T_2 = T_{\text{exp}} + T$, and $T_3 = T_{\text{exp}} + 2T + \delta T$, where T is the interrogation time and δT is the temporal asymmetry. Neglecting phase evolution during the pulses, the phase shift after the pulse sequence is

$$\begin{aligned} \phi &= \int_{T_2}^{T_3} \xi(t) dt - \int_{T_1}^{T_2} \xi(t) dt \\ &= 2nk\delta g \left(T^2 + 2T\delta T + \frac{1}{2}\delta T^2 + T_{\text{exp}}\delta T \right) + n(4\bar{n}\omega_r + 2kv_0 - \delta_0) \delta T, \end{aligned} \quad (\text{S.8})$$

where the gravitationally-induced phase scales with the momentum transfer $2n\hbar k$, and the temporal asymmetry introduces phase sensitivity to the velocity of the atoms at the first pulse, $v(T_{\text{exp}}) = v_0 + gT_{\text{exp}}$. The initial two-photon detuning is chosen to eliminate the second term in Eq. (S.8), i.e. $\delta_0 = 4\bar{n}\omega_r + 2k\hat{v}_0$, where \hat{v}_0 is an estimate of the initial velocity, and is typically but not necessarily $\hat{v}_0 = 0$. The sensitivity of the interferometer phase to initial velocity has two effects. First, ensembles with a spread in initial velocities will acquire velocity-dependent phase shifts that map to a position-dependent phase shift after ballistic expansion, giving rise to spatial fringes which can be used for enhanced readout as detailed in the main text. Second, the interferometer phase can change in response to changes in the *mean* velocity of the sample that are uncompensated by corresponding changes in the estimate \hat{v}_0 , which is typically a fixed value.

DERIVATION OF DUAL OPEN INTERFEROMETER PHASE SHIFT, EQ. (2)

The dual open interferometry method eliminates the sensitivity to changes in the mean initial velocity by generating two interferometers from the same initial source that have different interferometer times. Suppose that we have one interferometer, denoted the signal interferometer, with interferometer time T_{sig} and average momentum order \bar{n}_{sig} , and a second interferometer, denoted the reference interferometer, with interferometer time T_{ref} and average momentum order \bar{n}_{ref} . The momentum transfer order n is assumed to be the same. We start by assuming that the reference interferometer occurs entirely after the signal interferometer is finished; i.e., the first $\pi/2$ pulse of the reference interferometer occurs after the last $\pi/2$ pulse of the signal interferometer. We further assume that the outputs of both interferometers are measured at the same total drop time T_{drop} which implies the following relationship

$$T_{\text{drop}} = T_{\text{exp,sig}} + 2T_{\text{sig}} + \delta T + T_{\text{sep,sig}} = T_{\text{exp,ref}} + 2T_{\text{ref}} + \delta T + T_{\text{sep,ref}}, \quad (\text{S.9})$$

for initial $\pi/2$ pulse times of $T_{\text{exp,sig}}$ (signal) and $T_{\text{exp,ref}}$ (reference), and similarly for the separation times $T_{\text{sep,sig}}$ and $T_{\text{sep,ref}}$. We then have the following equality:

$$T_{\text{sep,sig}} - T_{\text{sep,ref}} = -2(T_{\text{sig}} - T_{\text{ref}}) - (T_{\text{exp,sig}} - T_{\text{exp,ref}}). \quad (\text{S.10})$$

In order to resonantly address each interferometer, the detuning offsets $\delta_{(\text{sig,ref}),0}$ are

$$\delta_{(\text{sig,ref}),0} = 4\bar{n}_{(\text{sig,ref})}\omega_r + 2k\hat{v}_0 \quad (\text{S.11})$$

which share a common estimate of the mean velocity \hat{v}_0 . The phase difference $\Delta\Phi_{\text{dual}} = \phi_{\text{sig}} - \phi_{\text{ref}}$ is then

$$\Delta\Phi_{\text{dual}} = 2nk\delta g \left[T_{\text{sig}}^2 - T_{\text{ref}}^2 + (2[T_{\text{sig}} - T_{\text{ref}}] + [T_{\text{exp,sig}} - T_{\text{exp,ref}}]) \delta T + \frac{1}{2}\delta T^2 \right] \quad (\text{S.12})$$

$$\begin{aligned} &+ n [(4\bar{n}_{\text{sig}}\omega_r - \delta_{\text{sig},0}) - (4\bar{n}_{\text{ref}}\omega_r - \delta_{\text{ref},0})] \delta T \\ &= 2nk\delta g [T_{\text{sig}}^2 - T_{\text{ref}}^2 - (T_{\text{sep,sig}} - T_{\text{sep,ref}})\delta T]. \end{aligned} \quad (\text{S.13})$$

Since the two interferometers are generated from the same source with the same initial velocity, the phase shift associated with the initial velocity is cancelled by the subtraction of the two phases.

We now consider the situation where the reference interferometer occurs entirely prior to the end of the signal interferometer, such that $T_{2,\text{sig}} < T_{\text{exp,ref}}, T_{3,\text{ref}} < T_{3,\text{sig}}$. In this case, the detuning of the laser must be changed during the signal interferometer so that it resonantly addresses the reference interferometer. The atom-laser detuning is then

$$\begin{aligned} \xi(t) &= n [4\bar{n}_{\text{sig}}\omega_r + 2kv_0 + 2kgt - \delta(t)] \\ &= n [4\bar{n}_{\text{sig}}\omega_r + 2kv_0] + nk\delta gt - n \begin{cases} \delta_{\text{sig},0}, & T_{\text{exp,sig}} < t < T_{\text{exp,ref}} \\ \delta_{\text{ref},0}, & T_{\text{exp,ref}} < t < T_{3,\text{ref}} \\ \delta_{\text{sig},0}, & T_{3,\text{ref}} < t < T_{3,\text{sig}} \end{cases} \end{aligned} \quad (\text{S.14})$$

$$= \begin{cases} \xi_s(t), & T_{\text{exp,sig}} < t < T_{\text{exp,ref}} \\ \xi_r(t), & T_{\text{exp,ref}} < t < T_{3,\text{ref}} \\ \xi_s(t), & T_{3,\text{ref}} < t < T_{3,\text{sig}}. \end{cases} \quad (\text{S.15})$$

The phase of the reference interferometer remains unchanged, but the phase of the signal interferometer is different from the previous situation where the reference interferometer occurs after the signal interferometer. The phase of the signal interferometer is now

$$\begin{aligned} \phi_{\text{sig}} &= \int_{T_{2,\text{sig}}}^{T_{3,\text{sig}}} \xi(t) dt - \int_{T_{\text{exp,sig}}}^{T_{2,\text{sig}}} \xi(t) dt \\ &= \int_{T_{2,\text{sig}}}^{T_{3,\text{sig}}} \xi_s(t) dt - \int_{T_{\text{exp,sig}}}^{T_{2,\text{sig}}} \xi_s(t) dt + \int_{T_{\text{exp,ref}}}^{T_{3,\text{ref}}} \xi_r(t) - \xi_s(t) dt \end{aligned} \quad (\text{S.16})$$

where the last term is

$$\begin{aligned} \int_{T_{\text{exp,ref}}}^{T_{3,\text{ref}}} \xi_r(t) - \xi_s(t) dt &= n [\delta_{\text{sig},0} - \delta_{\text{ref},0}] (2T_{\text{ref}} + \delta T) \\ &= 4n\omega_r [\bar{n}_{\text{sig}} - \bar{n}_{\text{ref}}] (2T_{\text{ref}} + \delta T). \end{aligned} \quad (\text{S.17})$$

The dual interferometer phase is then

$$\Delta\Phi_{\text{dual}} = 2nk\delta g [T_{\text{sig}}^2 - T_{\text{ref}}^2 - (T_{\text{sep,sig}} - T_{\text{sep,ref}})\delta T] + 4n\omega_r [\bar{n}_{\text{sig}} - \bar{n}_{\text{ref}}] (2T_{\text{ref}} + \delta T) \quad (\text{S.18})$$

where the second term in Eq. (S.18) is due to the frequency change during the signal interferometer.

FIT USED TO EXTRACT PHASE FROM THE SPATIAL FRINGE PATTERN

As described in the main text, in each run the two interferometers are imaged simultaneously onto a CCD camera using absorption imaging, with both interferometer outputs captured within a single frame. This provides a 2D column density; after integrating over the dimension transverse to the vertically-oriented interferometry beams, we obtain a 1D atomic density distribution along the vertical direction. To extract the phases ϕ_{sig} and ϕ_{ref} , we fit the following function to this distribution:

$$f(z) = A_{\text{ref}} \exp\left[-\frac{(z - z_{\text{ref}})^2}{2\sigma_{\text{ref}}^2}\right] [1 - B_{\text{ref}} \sin(k_{\text{fringe}}(z - z_0) - \phi_{\text{ref}})] \quad (\text{S.19})$$

$$+ C + A_{\text{sig}} \exp\left[-\frac{(z - z_{\text{sig}})^2}{2\sigma_{\text{sig}}^2}\right] [1 - B_{\text{sig}} \sin(k_{\text{fringe}}(z - z_0) - \phi_{\text{sig}})], \quad (\text{S.20})$$

where A_{ref} , A_{sig} , z_{ref} , z_{sig} , σ_{ref} , σ_{sig} , B_{ref} , B_{sig} , C , ϕ_{ref} and ϕ_{sig} are free parameters. The spatial frequency of the fringes, $k_{\text{fringe}} = nk\delta T/T_{\text{drop}}$, is known *a priori*, and in fact is used to calibrate the magnification of the imaging system through multiple runs; afterwards, it remains fixed. The phase reference z_0 can be set arbitrarily provide it is identical for both clouds. Typically, we set z_0 to the position at beginning of the measurement record.

68. P. B. Blakie and R. J. Ballagh, “Mean-field treatment of Bragg scattering from a Bose-Einstein condensate”, *Journal of Physics B: Atomic, Molecular and Optical Physics* **33**, 3961 (2000).
69. S. S. Szigeti, “Controlled Bose-Condensed Sources for Atom Interferometry”, Ph.D. thesis, The Australian National University (2013).