

A Survey on Hypergraph Neural Networks: An In-Depth and Step-by-Step Guide

Sunwoo Kim*
KAIST
Seoul, Republic of Korea
kswoo97@kaist.ac.kr

Soo Yong Lee*
KAIST
Seoul, Republic of Korea
syleetolow@kaist.ac.kr

Yue Gao
Tsinghua University
Beijing, China
gaoyue@tsinghua.edu.cn

Alessia Antelmi
University of Turin
Turin, Italy
alessia.antelmi@unito.it

Mirko Polato
University of Turin
Turin, Italy
mirko.polato@unito.it

Kijung Shin[†]
KAIST
Seoul, Republic of Korea
kijungs@kaist.ac.kr

Abstract

Higher-order interactions (HOIs) are ubiquitous in real-world complex systems and applications. Investigation of deep learning for HOIs, thus, has become a valuable agenda for the data mining and machine learning communities. As networks of HOIs are expressed mathematically as hypergraphs, hypergraph neural networks (HNNs) have emerged as a powerful tool for representation learning on hypergraphs. Given the emerging trend, we present the first survey dedicated to HNNs, with an in-depth and step-by-step guide. Broadly, the present survey overviews HNN architectures, training strategies, and applications. First, we break existing HNNs down into four design components: (i) input features, (ii) input structures, (iii) message-passing schemes, and (iv) training strategies. Second, we examine how HNNs address and learn HOIs with each of their components. Third, we overview the recent applications of HNNs in recommendation, bioinformatics and medical science, time series analysis, and computer vision. Lastly, we conclude with a discussion on limitations and future directions.

CCS Concepts

• **Computing methodologies** → **Machine learning**.

Keywords

Hypergraph Neural Network, Self-supervised Learning

ACM Reference Format:

Sunwoo Kim, Soo Yong Lee, Yue Gao, Alessia Antelmi, Mirko Polato, and Kijung Shin. 2024. A Survey on Hypergraph Neural Networks: An In-Depth and Step-by-Step Guide. In *Proceedings of the 30th ACM SIGKDD Conference on Knowledge Discovery and Data Mining (KDD '24)*, August 25–29, 2024, Barcelona, Spain. ACM, New York, NY, USA, 11 pages. <https://doi.org/10.1145/3637528.3671457>

*Equal contribution

[†]Corresponding author

Permission to make digital or hard copies of all or part of this work for personal or classroom use is granted without fee provided that copies are not made or distributed for profit or commercial advantage and that copies bear this notice and the full citation on the first page. Copyrights for components of this work owned by others than the author(s) must be honored. Abstracting with credit is permitted. To copy otherwise, or republish, to post on servers or to redistribute to lists, requires prior specific permission and/or a fee. Request permissions from permissions@acm.org.

KDD '24, August 25–29, 2024, Barcelona, Spain

© 2024 Copyright held by the owner/author(s). Publication rights licensed to ACM.

ACM ISBN 979-8-4007-0490-1/24/08

<https://doi.org/10.1145/3637528.3671457>

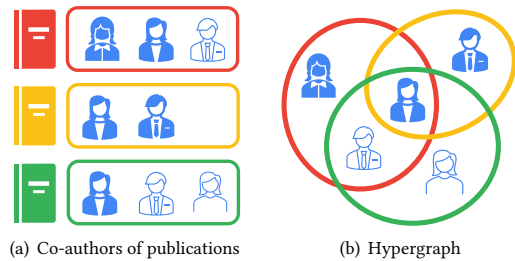


Figure 1: An example hypergraph modeling the co-authorship relationship among five authors across three publications. Each node represents an author, while each hyperedge includes all co-authors of a publication.

1 Introduction

Higher-order interactions (HOIs) are pervasive in real-world complex systems and applications. These relations describe multi-way or group-wise interactions, occurring from physical systems [8], microbial communities [100], brain functions [30], and social networks [52], to name a few. HOIs reveal structural patterns unobserved in their pairwise counterparts and inform network dynamics. For example, they have been shown to affect or correlate with synchronization in physical systems [7], bacteria invasion inhibition in microbial communities [98], cortical dynamics in brains [161], and contagion in social networks [22].

Hypergraphs mathematically express higher-order networks or networks of HOIs [11], where nodes and hyperedges respectively represent entities and their HOIs. In contrast to an edge connecting only two nodes in pairwise graphs, a hyperedge can connect any number of nodes, offering hypergraphs advantages in their descriptive power. For instance, as shown in Fig. 1, the co-authorship relations among researchers can be represented as a hypergraph. With their expressiveness and flexibility, hypergraphs have been routinely used to model higher-order networks in various domains [6, 22, 32, 43] to uncover their structural patterns [24, 61, 62, 71–73].

As hypergraphs are extensively utilized, the demand grew to make predictions on them, estimating node properties or identifying missing hyperedges. Hypergraph neural networks (HNNs) have shown strong promise in solving such problems. For example, they have shown state-of-the-art performances in industrial and

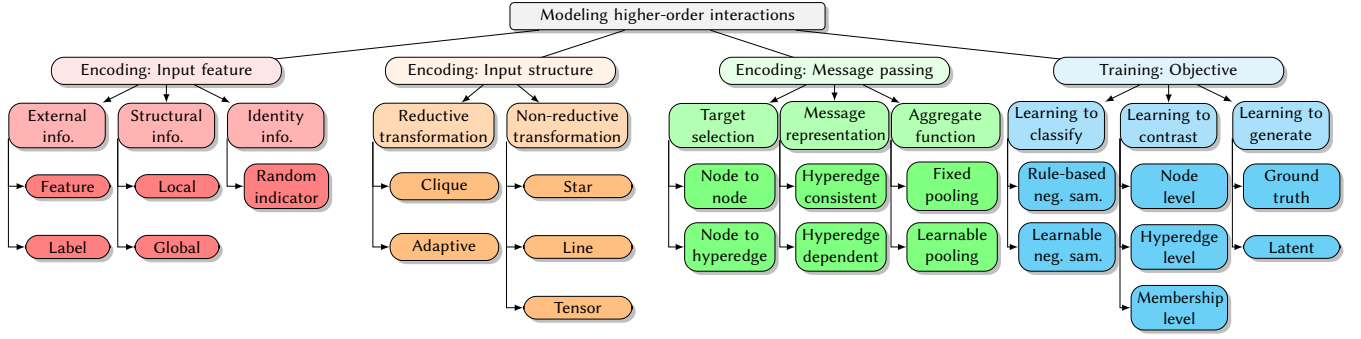


Figure 2: Taxonomy on modeling higher-order interactions. The term *neg. sam.* denotes negative sampling.

scientific applications, including missing metabolic reaction prediction [16], brain classification [54], traffic forecast [169], product recommendation [55], and more [42, 93, 145].

The research on HNNs has been exponentially growing. Simultaneously, further research on deep learning for higher-order networks is an imminent agenda for the data mining and machine learning communities [103]. Therefore, we provide a timely survey on HNNs that addresses the following questions:

- **Encoding (Sec. 3).** How do HNNs effectively capture HOIs?
- **Training (Sec. 4).** How to encode HOIs with training objectives, especially when external labels are scarce or absent?
- **Application (Sec. 5).** What are notable applications of HNNs?

Our scope is largely confined to HNNs for undirected, static, and homogeneous hypergraphs, with node classification or hyperedge prediction as their downstream tasks. The survey aims to provide an *in-depth* and *step-by-step* guide, with HNNs’ design components (see Fig. 2) and their analysis (see Table 2).

2 Preliminaries

In this section, we present definitions of basic concepts related to hypergraphs and HNNs. See Table 1 for frequently-used symbols.

A *hypergraph* $\mathcal{G} = (\mathcal{V}, \mathcal{E})$ is defined as a set of nodes $\mathcal{V} = \{v_1, v_2, \dots, v_{|\mathcal{V}|}\}$ and a set of hyperedges $\mathcal{E} = \{e_1, e_2, \dots, e_{|\mathcal{E}|}\}$. Each hyperedge e_j is a non-empty subset of nodes (i.e., $\emptyset \neq e_j \subseteq \mathcal{V}$). Alternatively, \mathcal{E} can be represented with an incidence matrix $\mathbf{H} \in \{0, 1\}^{|\mathcal{V}| \times |\mathcal{E}|}$, where $\mathbf{H}_{i,j} = 1$ if $v_i \in e_j$ and 0 otherwise. The incident hyperedges of a node v_i , denoted as $\mathcal{N}_{\mathcal{E}}(v_i)$, is the set of hyperedges that contain v_i (i.e., $\mathcal{N}_{\mathcal{E}}(v_i) = \{e_k \in \mathcal{E} : v_i \in e_k\}$). We assume that each node v_i and hyperedge e_j are equipped with (input) node features $\mathbf{x}_i \in \mathbb{R}^d$ and hyperedge features $\mathbf{y}_j \in \mathbb{R}^{d'}$, respectively.¹ Similarly, we denote node and hyperedge feature matrices as $\mathbf{X} \in \mathbb{R}^{|\mathcal{V}| \times d}$ and $\mathbf{Y} \in \mathbb{R}^{|\mathcal{E}| \times d'}$, respectively, where the i -th row \mathbf{X}_i corresponds to \mathbf{x}_i and j -th row \mathbf{Y}_j corresponds to \mathbf{y}_j . In Sec. 3.1, we detail approaches to obtain the features.

Hypergraph neural networks (HNNs) are neural functions that transform given nodes, hyperedges, and their features into vector representations (i.e., embeddings). Typically, their input is represented as either $(\mathbf{X}, \mathcal{E})$ or $(\mathbf{X}, \mathbf{Y}, \mathcal{E})$. HNNs first prepare the input hypergraph structure \mathcal{E} (Sec. 3.2). Then, HNNs perform message passing between nodes (and/or hyperedges) to update their embeddings (Sec. 3.3). A node (or hyperedge) message roughly refers to its

¹Sometimes, (external) node and hyperedge features may not be given. In such cases, one may utilize structural or identity features, as described in Sec. 3.1.

Table 1: Frequently-used symbols

Notation	Definition
$\mathcal{G} = (\mathcal{V}, \mathcal{E})$	Hypergraph with nodes set \mathcal{V} and hyperedges set \mathcal{E}
$\mathbf{H} \in \{0, 1\}^{ \mathcal{V} \times \mathcal{E} }$	Incidence matrix
$\mathbf{X} \in \mathbb{R}^{ \mathcal{V} \times d}, \mathbf{Y} \in \mathbb{R}^{ \mathcal{E} \times d'}$	Node features (\mathbf{X}) and hyperedge features (\mathbf{Y})
$\mathbf{P}^{(\ell)} \in \mathbb{R}^{ \mathcal{V} \times k}, \mathbf{Q}^{(\ell)} \in \mathbb{R}^{ \mathcal{E} \times k'}$	ℓ -th layer embeddings of nodes ($\mathbf{P}^{(\ell)}$) and hyperedges ($\mathbf{Q}^{(\ell)}$)
$\mathcal{N}_{\mathcal{E}}(v_i)$	Incident hyperedges of node v_i
\mathbf{I}_n	n -by- n identity matrix
$\mathbb{1}[\text{cond}]$	Indicator function that returns 1 if cond is True, 0 otherwise
$\sigma(\cdot)$	Non-linear activation function
$\mathbf{M}_{i,\cdot} := \mathbf{m}_i$	i -th row of matrix \mathbf{M}
$\mathbf{M}_{i,j} := m_{ij}$	(i, j) -entry of matrix \mathbf{M}

vector representation for other nodes (or hyperedges) to aggregate. The message passing operation is repeated L times, where each iteration corresponds to one HNN layer. Here, we denote the ℓ -th layer embedding matrix of nodes and hyperedges as $\mathbf{P}^{(\ell)} \in \mathbb{R}^{|\mathcal{V}| \times k}$ and $\mathbf{Q}^{(\ell)} \in \mathbb{R}^{|\mathcal{E}| \times k'}$, respectively. Unless otherwise stated, we assume $\mathbf{P}^{(0)} = \mathbf{X}$ and $\mathbf{Q}^{(0)} = \mathbf{Y}$. We use \mathbf{I}_n , \parallel , \odot , and $\sigma(\cdot)$ to denote the n -by- n identity matrix, vector concatenation, elementwise product, and a non-linear activation function, respectively.

3 Encoder Design Guidance

In this section, we provide a step-by-step description of how HNNs encode higher-order interactions (HOIs).

3.1 Step 1: Design features to reflect HOIs

First, HNNs require a careful choice of input node features $\mathbf{X} \in \mathbb{R}^{|\mathcal{V}| \times d}$ and/or hyperedge features $\mathbf{Y} \in \mathbb{R}^{|\mathcal{E}| \times d'}$. Their quality can be vital for a successful application of HNNs [74, 166]. Thus, studies have crafted input features to enhance HNNs in encoding HOIs. Three primary approaches include the use of (i) external features or labels, (ii) structural features, and (iii) identity features.

3.1.1 External features or labels. External features or labels broadly refer to information that is not directly obtained from the hypergraph structure. Using external features allows HNNs to capture information that may not be transparent in hypergraph structure alone. When available, using external node features \mathbf{X} and hyperedge features \mathbf{Y} as HNN input is the standard practice.

Some examples of node features from widely-used benchmark datasets are bag-of-words vectors [148], TF-IDFs [27], visual object embeddings [34], or noised label vectors [17]. Interestingly, as in label propagation, HyperND [106] constructs input node features \mathbf{X} by concatenating external node features with label vectors. Specifically, one-hot-encoded label vectors and zero vectors are concatenated for nodes with known and unknown labels, respectively. Since external hyperedge features are typically missing in the

benchmark datasets, in practice, input features of e_j can be obtained by averaging its constituent nodes (i.e., $\mathbf{y}_j = \sum_{v_k \in e_j} \mathbf{x}_k / |e_j|$) [150].

3.1.2 Structural features. On top of external features, studies have also utilized structural features as HNN input features. Structural features are typically derived from the input hypergraph structure \mathcal{E} to capture structural proximity or similarity between nodes. While leveraging them in addition to the structure \mathcal{E} may seem redundant, several studies have highlighted their theoretical and empirical advantages, particularly for hyperedge prediction [125] and for transformer-based HNNs [20, 90, 112].

Broadly speaking, studies have leveraged either local or global structural features. To capture local structures around each node, some HNNs use the incidence matrix \mathbf{H} as part of the input features [90, 125, 166]. Notably, HyperGT [90] parameterizes its structural node features $\mathbf{X}' \in \mathbb{R}^{|\mathcal{V}| \times k}$ and hyperedge features $\mathbf{Y}' \in \mathbb{R}^{|\mathcal{E}| \times k}$ as follows: $\mathbf{X}' = \mathbf{H}\Theta$ and $\mathbf{Y}' = \mathbf{H}^T\Phi$, where $\Theta \in \mathbb{R}^{|\mathcal{V}| \times k}$ and $\Phi \in \mathbb{R}^{|\mathcal{E}| \times k}$ are learnable weight matrices. Some HNNs leverage structural patterns within each hyperedge. Intuitively, the importance or role of each node may vary depending on hyperedges. For instance, WHATsNet [20] uses within-order positional encoding, where node centrality order within each hyperedge serves as edge-dependent node features (detailed in Sec. 3.3.2). Also, a study [99] utilizes the occurrence of each hypergraphlet (i.e., a predefined pattern of local structures describing the overlaps of hyperedges within a few hops) around each node or hyperedge as input features. Global features based on roles and proximity in the entire hypergraph context have also been adopted. For example, Hyper-SAGNN [166] uses a Hyper2Vec [48] variant to incorporate structural features preserving node proximity. ViLLain [74] leverages potential node label distributions inferred from the hypergraph structure. HyperFeat [23] aims to capture the structural identity of nodes through random walks. THTN [112] integrates learnable node centrality, uniqueness, and positional encodings.

3.1.3 Identity features. Some HNNs use identity features, especially for recommendation applications. Generally, identity features refer to features uniquely assigned to each node (and hyperedge), enabling HNNs to learn distinct embeddings for each node (and hyperedge) [159, 176]. Prior studies have typically used randomly generated features or separately learnable ones [55, 140–142].

3.1.4 Comparison with GNNs. Graph neural networks (GNNs) also require node and/or edge features for representation learning on pairwise graphs [40, 155, 157], while typical structural features for GNNs [29, 41, 127] do not focus on HOIs.

3.2 Step 2: Express hypergraphs to reflect HOIs

Some HNNs transform the input hypergraph structure to better capture the underlying HOIs. They utilize either (i) reductive or (ii) non-reductive expressions of hypergraph structures (See Fig. 3).

3.2.1 Reductive transformation. One way to represent hypergraph structure is through *reductive transformation*. In this approach, each node from the original hypergraph is preserved as a node in the graph, while hyperedges are transformed into pairwise edges (see Fig. 3(b)). Reductive transformation enables the direct

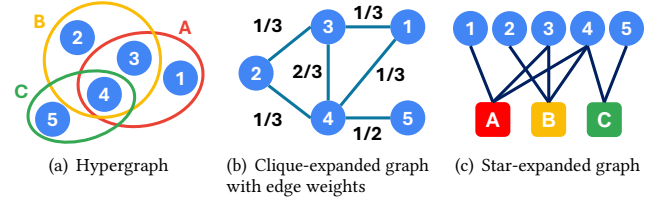


Figure 3: An example hypergraph (a), its clique-expanded graph (b), and its star-expanded graph (c).

application of methods developed for graphs, such as spectral filters [34], to hypergraphs. However, it may result in information loss, and the original hypergraph structure may not be precisely recovered after transformation. Reductive transformation includes two approaches: clique and adaptive expansion. Each expansion is represented as $\tau : (\mathcal{E}, \mathbf{X}, \mathbf{Y}) \mapsto \mathbf{A}$, where $\mathbf{A} \in \mathbb{R}^{|\mathcal{V}| \times |\mathcal{V}|}$. We elaborate on the definition of each entry a_{ij} of \mathbf{A} for both expansions.

Clique expansion. Clique expansion converts each hyperedge $e_j \in \mathcal{E}$ into a clique (i.e., complete subgraph) formed by the set e_j of nodes (see Fig. 3(b)). Consider two distinct hypergraphs: ($e_1 = \{v_1, v_2, v_3\}$) and ($e_1 = \{v_1, v_2, v_3\}, e_2 = \{v_1, v_3\}, e_3 = \{v_2, v_3\}$). Despite their changes, both result in identical clique-expanded graph ($e_1 = \{v_1, v_2\}, e_2 = \{v_1, v_3\}, e_3 = \{v_2, v_3\}$) if edges are unweighted. This example illustrates that, in clique expansion, assigning proper edge weights is crucial for capturing HOIs. To weigh the edges, studies [34, 117] have utilized (i) the node pair co-occurrence, such that pairs appearing together more frequently in hyperedges are assigned larger weights, or (ii) hyperedge sizes, such that that node pairs in larger hyperedges are assigned smaller weights. An example [117] is $a_{ij} = \sum_{e_k \in \mathcal{E}} \frac{\delta(v_i, v_j, e_k)}{|e_k|}$, where $\delta(v_i, v_j, e_k) = \mathbb{1}[\{v_i, v_j\} \subseteq e_k \wedge (i \neq j)]$, and $\mathbb{1}[\text{cond}]$ is an indicator function that returns 1 if cond is True and 0 otherwise.

Adaptive expansion. Within each transformed clique, some edges may be redundant or even unhelpful. Adaptive expansion selectively adds and/or weighs edges within each clique, often tailored to a given downstream task [107, 148]. For example, AdE [107] uses a feature-distance-based edge weighting strategy. It obtains projected node features $\mathbf{X}' \in \mathbb{R}^{|\mathcal{V}| \times d}$ by $\mathbf{X}' = \mathbf{X} \odot \mathbf{W}$, where all row vectors of \mathbf{W} are $\text{sigmoid}(\text{MLP}(\sum_{v_k \in \mathcal{V}} \mathbf{x}_k / |\mathcal{V}|))$. Then, AdE selects two distant nodes $v_{i,j}$ and $v_{k,j}$ within each hyperedge e_j , i.e., $\{v_{i,j}, v_{k,j}\} = \arg \max_{\{v_i, v_k\} \in (e_j)} |\sum_{t=1}^d (\mathbf{X}'_{i,t} - \mathbf{X}'_{k,t})|$. After that, it connects the all nodes in e_j with $v_{i,j}$ and $v_{k,j}$, essentially adding $\mathcal{E}'_j = \{\{v_{i,j}, v_t\} : v_t \in e_j \setminus \{v_{i,j}\}\} \cup \{\{v_{k,j}, v_t\} : v_t \in e_j \setminus \{v_{k,j}\}\}$. AdE assigns weights to each edge in \mathcal{E}'_j as follows:

$$a_{ik} = \sum_{e_j \in \mathcal{E}} \frac{\mathbb{1}[\{v_i, v_k\} \in \mathcal{E}'_j] \xi(i, k)}{\sum_{\{v_s, v_t\} \in (e_j)} \xi(s, t)}, \quad (1)$$

where $\xi(i, k) = \exp\left(-\|x_i - x_k\|_2 \sum_{t=1}^d (\mathbf{X}'_{i,t} - \mathbf{X}'_{k,t})^2 / \theta_t^2\right)$ and $\theta_t, \forall t \in [d]$, are learnable scalars.

3.2.2 Non-reductive transformation. Non-reductive transformation of hypergraph structure includes star expansion [17, 20, 113, 132], line expansion [154], and tensor representation [59, 126, 131]. They express hypergraph structure without information loss. That is, the hyperedges \mathcal{E} can be exactly recovered after transformation.

Star expansion. A *star-expanded graph* of a hypergraph $\mathcal{G} = (\mathcal{V}, \mathcal{E})$ has two new groups of nodes: the *node group*, which is the same as the node set \mathcal{V} of \mathcal{G} , and the *hyperedge group*, consisting of nodes corresponding to the hyperedges \mathcal{E} (refer to Fig. 3(c)). Star expansion captures HOIs by connecting each node (i.e., a node from the node group) with the hyperedges (i.e., nodes from the hyperedge group) it belongs to, resulting a bipartite graph between the two groups. Star expansion is expressed as $\tau : (\mathcal{E}, \mathbf{X}, \mathbf{Y}) \mapsto \mathbf{A}$, where each entry of $\mathbf{A} \in \mathbb{R}^{(|\mathcal{V}|+|\mathcal{E}|) \times (|\mathcal{V}|+|\mathcal{E}|)}$ is defined as

$$a_{ij} = \begin{cases} \mathbb{1}[v_i \in e_{j-|\mathcal{V}|}], & \text{if } 1 \leq i \leq |\mathcal{V}| < j \leq |\mathcal{V}| + |\mathcal{E}|, \\ \mathbb{1}[v_j \in e_{i-|\mathcal{V}|}], & \text{if } 1 \leq j \leq |\mathcal{V}| < i \leq |\mathcal{V}| + |\mathcal{E}|, \\ 0, & \text{otherwise.} \end{cases} \quad (2)$$

Here, we assume WLOG that the corresponding index of $v_i \in \mathcal{V}$ in \mathbf{A} is i , and the corresponding index of $e_j \in \mathcal{E}$ in \mathbf{A} is $|\mathcal{V}| + j$.

Line expansion. In a line-expanded graph [154] of a hypergraph of $\mathcal{G} = (\mathcal{V}, \mathcal{E})$, each *pair* of a node and a hyperedge containing it is represented as a distinct node. That is, its node set is $\{(v_i, e_j) : v_i \in e_j, e_j \in \mathcal{E}\}$. Edges are established between these nodes to connect each pair of distinct nodes (v_i, e_j) and (v_k, e_l) , where $i = k$ or $j = l$.

Tensor expression. Several recent HNNs represent hypergraphs as tensors [59, 131]. For example, T-HyperGNNs [126] expresses a k -uniform (i.e., $|e_j| = k, \forall e_j \in \mathcal{E}$) hypergraph $\mathcal{G} = (\mathcal{V}, \mathcal{E})$ with a k -order tensor $\mathcal{A} \in \mathbb{R}^{|\mathcal{V}|^k}$. That is, if $k = 3$, $\mathcal{A}_{i,j,k} = 1$ if $\{v_i, v_j, v_k\} \in \mathcal{E}$, and $\mathcal{A}_{i,j,k} = 0$ otherwise.

3.2.3 Comparison with GNNs. GNNs typically use the adjacency matrix [67, 137], the personalized PageRank matrix [18, 38], and the Laplacian matrix [91] to represent the graph structure.

3.3 Step 3: Pass messages to reflect HOIs

With input features (Sec. 3.1) and structure (Sec. 3.2), HNNs learn node (and hyperedge) embeddings. They use *neural message passing functions* for each node (and hyperedge) to aggregate messages, i.e., information, from other nodes (and hyperedges). Three questions arise: (i) *whose* messages should be aggregated? (ii) *what* messages should be aggregated? (iii) *how* should they be aggregated?

3.3.1 Whose messages to aggregate (target selection). For message passing, we should decide whose message to aggregate, typically based on the structural expression of the input hypergraph (Sec. 3.2). We provide three representative examples: one clique-expansion-based approach and two star-expansion-based ones.²

On clique-expanded graphs ($\mathcal{V} \rightarrow \mathcal{V}$). Similar to typical GNNs, clique-expansion-based HNNs perform message passing between neighboring nodes [5, 9, 34, 44, 106, 117, 148]. They also often incorporate techniques that are effective in applying GNNs. This is expected since clique expansion transforms a hypergraph into a homogeneous, pairwise graph. A notable instance is SHNN [117], which constructs a propagation matrix \mathbf{W} from \mathbf{A} (Sec. 3.2.1) using a re-normalization trick [67] as $\mathbf{W} = \tilde{\mathbf{D}}^{-\frac{1}{2}} \tilde{\mathbf{A}} \tilde{\mathbf{D}}^{-\frac{1}{2}}$, where $\tilde{\mathbf{A}} = \mathbf{A} + \mathbf{I}_{|\mathcal{V}|}$ and $\tilde{\mathbf{D}}$ is the diagonal degree matrix, i.e., $\tilde{D}_{i,i} = \sum_{k=1}^{|\mathcal{V}|} \tilde{A}_{i,k}$. Then, node embeddings at each ℓ -th layer are updated using \mathbf{W} as:

$$\mathbf{P}^{(\ell)} = \sigma \left(((1 - \alpha_\ell) \mathbf{W} \mathbf{P}^{(\ell-1)} + \alpha_\ell \mathbf{P}^{(0)}) ((1 - \beta_\ell) \mathbf{I}_k + \beta_\ell \Theta^{(\ell)}) \right), \quad (3)$$

²Regarding target selection, adaptive-expansion- [107], line-expansion- [153] and tensor-representation-based [131] are similar to clique-expanded ones ($\mathcal{V} \rightarrow \mathcal{V}$).

where $\alpha_\ell, \beta_\ell \in [0, 1]$ are hyperparameters, $\Theta^{(\ell)} \in \mathbb{R}^{k \times k}$ is a learnable weight matrix, and $\mathbf{P}^{(0)} = \text{MLP}(\mathbf{X})$.

On star-expanded graphs ($\mathcal{V} \rightarrow \mathcal{E}$ and $\mathcal{E} \rightarrow \mathcal{V}$). In HNNs based on star expansion, message passing occurs from the node group to the hyperedge group ($\mathcal{V} \rightarrow \mathcal{E}$) and vice versa ($\mathcal{E} \rightarrow \mathcal{V}$) [17, 20, 25, 132, 150], either sequentially or simultaneously.

First, we illustrate sequential message passing using ED-HNN [132]. Its message passing at each ℓ -th layer for each node $v_i \in \mathcal{V}$ is formalized as follows:

$$\mathbf{q}_j^{(\ell)} = \sum_{v_k \in e_j} \text{MLP}_1 \left(\mathbf{p}_k^{(\ell-1)} \right), \quad (4)$$

$$\mathbf{r}_i^{(\ell)} = \sum_{e_k \in \mathcal{N}_{\mathcal{E}}(v_i)} \text{MLP}_2 \left(\left[\mathbf{p}_i^{(\ell)} \parallel \mathbf{q}_k^{(\ell)} \right] \right), \quad (5)$$

$$\mathbf{p}_i^{(\ell)} = \text{MLP}_3 \left(\left[\mathbf{p}_i^{(\ell-1)} \parallel \mathbf{r}_i^{(\ell)} \parallel \mathbf{x}_i \oplus |\mathcal{N}_{\mathcal{E}}(v_i)| \right] \right), \quad (6)$$

where $\mathbf{x} \oplus c$ denotes the concatenation of vector \mathbf{x} and scalar c . MLP_1 , MLP_2 , and MLP_3 are MLPs shared across all layers. Note that, in Eq. (4), hyperedge embeddings are updated by aggregating the embeddings of their constituent nodes. Subsequently, in Eq. (5) and Eq. (6), node embeddings are updated by aggregating transformed embeddings of incident hyperedges. Here, the message passing in each direction (Eq. (4) and Eq. (5)) occurs sequentially.

Second, we present an example of simultaneous message passing with HDS^{ode} [150]. Its message passing at each ℓ -th layer for node $v_i \in \mathcal{V}$ and hyperedge $e_j \in \mathcal{E}$ is formalized as follows:

$$\mathbf{r}_i^{(\ell)} = \mathbf{p}_i^{(\ell-1)} + \sigma(\mathbf{p}_i^{(\ell-1)} \Theta_{(v)} + \mathbf{b}_{(v)}), \quad (7)$$

$$\mathbf{q}_j^{(\ell)} = \mathbf{q}_j^{(\ell-1)} + \sigma(\mathbf{q}_j^{(\ell-1)} \Theta_{(e)} + \mathbf{b}_{(e)}), \quad (8)$$

$$\mathbf{p}_i^{(\ell)} = (1 - \alpha_{(v)}) \mathbf{r}_i^{(\ell)} + \frac{\alpha_{(v)}}{|\mathcal{N}_{\mathcal{E}}(v_i)|} \sum_{e_l \in \mathcal{N}_{\mathcal{E}}(v_i)} \mathbf{q}_l^{(\ell)}, \quad (9)$$

$$\mathbf{q}_j^{(\ell)} = (1 - \alpha_{(e)}) \mathbf{q}_j^{(\ell)} + \frac{\alpha_{(e)}}{|e_j|} \sum_{v_l \in e_j} \mathbf{r}_l^{(\ell)}, \quad (10)$$

where $\alpha_{(v)}, \alpha_{(e)} \in [0, 1]$ are hyperparameters, $\Theta_{(v)}, \Theta_{(e)} \in \mathbb{R}^{k \times k}$ are learnable weight matrices, and $\mathbf{b}_{(v)}, \mathbf{b}_{(e)} \in \mathbb{R}^k$ are learnable biases. After projecting node and hyperedge embeddings (Eq. (7) and Eq. (8)), each node embedding is updated by aggregating the projected embeddings of its incident hyperedge (Eq. (9)), and each hyperedge embedding is updated by aggregating the projected embeddings of its constituent nodes (Eq. (10)). The message passing in each direction (Eq. (9) and Eq. (10)) occurs simultaneously.

3.3.2 What messages to aggregate (message representation).

After choosing message targets, the next step is determining *message representations*. HNNs typically use embeddings from the previous layer as messages, which we term *hyperedge-consistent messages* [25, 49]. In contrast, several recent studies propose adaptive message transformation based on its target, which we refer to as *hyperedge-dependent messages* [2, 20, 119, 170].

Hyperedge-consistent messages. In this widely-used approach [17, 49, 150], embeddings from the previous layer are directly treated as vector messages. A notable example is UniGNN [49], a family of HNNs that obtain node (and hyperedge) embeddings by aggregating the embeddings from its incident hyperedges (or constituent nodes). UniGIN, a special case of UniGNN, is formalized as follows:

$$\mathbf{q}_j^{(\ell)} = \sum_{v_k \in e_j} \mathbf{p}_k^{(\ell-1)}; \mathbf{p}_i^{(\ell)} = \left((1 + \epsilon) \mathbf{p}_i^{(\ell-1)} + \sum_{e_l \in \mathcal{N}_{\mathcal{E}}(v_i)} \mathbf{q}_l^{(\ell)} \right) \Theta^{(\ell)},$$

where $\epsilon \in \mathbb{R}$ and $\Theta^{(\ell)} \in \mathbb{R}^{k \times k'}$ respectively can either be a learnable or fixed scalar and is a learnable weight matrix.

Hyperedge-dependent messages. The role or importance of a node may vary across the hyperedges it belongs to [19, 20]. Several studies [2, 20, 119] have devised hyperedge-dependent node messages, enabling a node to send tailored messages to each hyperedge it belongs to. For example, MultiSetMixer [119] learns different node messages for each incident hyperedge to aggregate with the following message passing function:

$$\mathbf{q}_j^{(\ell)} = \frac{1}{|e_j|} \sum_{v_k \in e_j} \mathbf{p}_{k,j}^{(\ell-1)} + \text{MLP}_1^{(\ell)} \left(\text{LN} \left(\frac{1}{|e_j|} \sum_{v_k \in e_j} \mathbf{p}_{k,j}^{(\ell-1)} \right) \right), \quad (11)$$

$$\mathbf{p}_{i,j}^{(\ell)} = \mathbf{p}_{i,j}^{(\ell-1)} + \text{MLP}_2^{(\ell)} \left(\text{LN} \left(\mathbf{p}_{i,j}^{(\ell-1)} \right) \right) + \mathbf{q}_j^{(\ell)}, \quad (12)$$

where $\mathbf{p}_{i,j}^{(\ell)}$ is the ℓ -th layer message of v_i that is dependent on e_j , $\text{MLP}_1^{(\ell)}$ and $\text{MLP}_2^{(\ell)}$ are MLPs, and LN is layer normalization [3].

Alternatively, some HNNs update messages based on hyperedge-dependent node features. WHATsNet [20] introduces within-order positional encoding (wope) to adapt node messages for each target. Within each hyperedge, WHATsNet ranks constituent nodes according to their centralities for positional encoding. Formally, let $\mathbf{F} \in \mathbb{R}^{|V| \times T}$ be a node centrality matrix, where T and $\mathbf{F}_{i,t}$ respectively denote the number of centrality measures (e.g., node degree) and the t -th centrality measure score of node v_i . The order of an element c in a set C is defined as $\text{Order}(c, C) = \sum_{c' \in C} \mathbb{1}[c' \leq c]$. Then, wope of a node v_i at a hyperedge e_j is defined as follows:

$$\text{wope}(v_i, e_j) = \left\|_{t=1}^T \frac{1}{|e_j|} \text{Order}(\mathbf{F}_{i,t}, \{\mathbf{F}_{i,t} : v_i \in e_j\}) \right\|. \quad (13)$$

Finally, hyperedge-dependent node messages are defined as follows:

$$\mathbf{p}_{i,j}^{(\ell)} = \mathbf{p}_i^{(\ell)} + \text{wope}(v_i, e_j) \Psi^{(\ell)}, \quad (14)$$

where $\Psi^{(\ell)} \in \mathbb{R}^{T \times k}$ is a learnable projection matrix.³

3.3.3 How to aggregate messages (aggregation function).

The last step is to decide how to aggregate the received messages for each node (and hyperedge).

Fixed pooling. Many HNNs use fixed pooling functions, including summation [49, 132] and average [36, 133]. For example, ED-HNN [132] uses summation to aggregate the embeddings of constituent nodes (or incident hyperedges), as described in Eq. (4) and Eq. (5). Clique-expansion-based HNNs without adaptive edge weights also fall into this category [110, 117]. For example, SHNN [117] uses a fixed propagation matrix \mathbf{W} (see Eq. (3)) to aggregate node embeddings. Specifically, $\mathbf{p}_i^{(\ell)} = \sum_{v_k \in \mathcal{V}} \mathbf{W}_{i,j} \mathbf{p}_k^{(\ell-1)}$.

Learnable pooling. Several recent HNNs enhance their pooling functions through attention mechanisms, allowing for weighting

³Similarly, each hyperedge e_j 's message to each node v_i at the ℓ -th layer is defined as $\mathbf{q}_{j,i}^{(\ell)} = \mathbf{q}_j^{(\ell)} + \text{wope}(v_i, e_j) \Psi^{(\ell)}$. WHATsNet aggregates $\{q_{k,i}^{(\ell)} : e_k \in \mathcal{N}_{\mathcal{E}}(v_i)\}$ to obtain $\mathbf{p}_i^{(\ell)}$ via set attention proposed by Lee et al. [76]. We omit the detailed message passing function since we focus on describing how dependent messages are obtained.

messages during aggregation. Two prominent styles are *target-agnostic attention* [15, 17] and *target-aware attention* [20, 113].

Target-agnostic attention functions consider the relations among messages themselves. AllSetTransformer [17] is an example. Denote the embeddings of the incident hyperedges of v_i at each ℓ -th layer as $\mathcal{S}^{(\ell)}(v_i) := \{\mathbf{q}_k^{(\ell)} : e_k \in \mathcal{N}_{\mathcal{E}}(v_i)\}$ and its matrix expression as $\mathbf{S}^{(\ell,i)} \in \mathbb{R}^{|\mathcal{S}^{(\ell)}(v_i)| \times k}$. Then, $\mathbf{p}_i^{(\ell)}$ is derived from $\mathbf{S}^{(\ell,i)}$ as follows:

$$\text{MH}(\theta, \mathbf{S}) = \left\|_{t=1}^h \left(\omega \left(\theta_t \left(\text{MLP}_{t,1}^{(\ell)}(\mathbf{S}) \right)^T \right) \text{MLP}_{t,2}^{(\ell)}(\mathbf{S}) \right), \quad (15)$$

$$\mathbf{p}_i^{(\ell)} = \text{LN} \left(\mathcal{R}_i^{(\ell)} + \text{MLP}_3^{(\ell)} \left(\mathcal{R}_i^{(\ell)} \right) \right); \mathcal{R}_i^{(\ell)} = \text{LN} \left(\theta + \text{MH} \left(\theta, \mathbf{S}^{(\ell,i)} \right) \right),$$

where LN is layer normalization [3], $\omega(\cdot)$ is row-wise softmax, $\theta = \left\|_{t=1}^T \theta_t \right\|$ is a learnable vector, and $\text{MLP}_{t,1}$, $\text{MLP}_{t,2}$, and MLP_3 are MLPs. Note that Eq. (15) is a widely-used multi-head attention operation [121], where θ serves as queries, and \mathbf{S} serves as keys and values. This process is target-agnostic since it considers only the global variables θ and the embeddings \mathbf{S} of incident hyperedges, without considering the embedding of the target v_i itself.

In target-aware attention approaches, target information is incorporated to compute attention weights. HyGNN [113] is an example, with the following message passing function:

$$\mathbf{p}_i^{(\ell)} = \sigma \left(\sum_{e_k \in \mathcal{N}_{\mathcal{E}}(v_i)} \frac{\text{Att}_{(\mathcal{V})}^{(\ell)}(\mathbf{q}_k^{(\ell-1)}, \mathbf{p}_i^{(\ell-1)}) \mathbf{q}_k^{(\ell-1)} \Theta^{(\ell,1)}}{\sum_{e_s \in \mathcal{N}_{\mathcal{E}}(v_i)} \text{Att}_{(\mathcal{V})}^{(\ell)}(\mathbf{q}_s^{(\ell-1)}, \mathbf{p}_i^{(\ell-1)})} \right), \quad (16)$$

$$\mathbf{q}_j^{(\ell)} = \sigma \left(\sum_{v_k \in e_j} \frac{\text{Att}_{(\mathcal{E})}^{(\ell)}(\mathbf{p}_k^{(\ell)}, \mathbf{q}_j^{(\ell-1)}) \mathbf{p}_k^{(\ell)} \Theta^{(\ell,2)}}{\sum_{v_s \in e_j} \text{Att}_{(\mathcal{E})}^{(\ell)}(\mathbf{p}_s^{(\ell)}, \mathbf{q}_j^{(\ell-1)})} \right). \quad (17)$$

Here, $\text{Att}_{(\mathcal{V})}^{(\ell)}(\mathbf{q}, \mathbf{p}) = \sigma(\mathbf{q}^T \boldsymbol{\psi}_1^{(\ell)} \times \mathbf{p}^T \boldsymbol{\psi}_2^{(\ell)}) \in \mathbb{R}$ and $\text{Att}_{(\mathcal{E})}^{(\ell)}(\mathbf{p}, \mathbf{q}) = \sigma(\mathbf{p}^T \boldsymbol{\psi}_3^{(\ell)} \times \mathbf{q}^T \boldsymbol{\psi}_4^{(\ell)}) \in \mathbb{R}$ are attention weight functions, where $\{\boldsymbol{\psi}_1^{(\ell)}, \boldsymbol{\psi}_2^{(\ell)}, \boldsymbol{\psi}_3^{(\ell)}, \boldsymbol{\psi}_4^{(\ell)}\}$ and $\{\Theta^{(\ell,1)}, \Theta^{(\ell,2)}\}$ are sets of learnable vectors and matrices, respectively. Note that the attention weight functions consider messages from both sources and targets. Target-aware attention has also been incorporated into clique-expansion-based HNNs, with HCHA [5] as a notable example.

3.3.4 Comparison with GNNs. GNNs also use neural message passing to aggregate information from other nodes [39, 77, 85]. However, since GNNs typically perform message passing directly between nodes, they are not ideal for learning hyperedge (i.e., HOI) representations or hyperedge-dependent node representations.

4 Objective Design Guidance

In this section, we outline training objectives for HNNs to capture HOIs effectively, particularly when label supervision is weak or absent. Below, we review three branches: (i) learning to classify, (ii) learning to contrast, and (iii) learning to generate.

4.1 Learning to classify

HNNs can learn HOIs by classifying hyperedges [51, 68, 125, 149, 166] as positive or negative. A positive hyperedge is a ground-truth, "true" hyperedge, and a negative hyperedge often refers to a heuristically generated "fake" hyperedge, considered unlikely to exist. By

Table 2: Summary of hypergraph neural networks (HNNs).

Name	Year	Venue	(Structure) Reductive?		(Embedding Type) Edge Dependent?		(Aggregation) Learnable?	
			Yes	No	Yes	No	Yes	No
HGNN [34]	2019	AAAI	✓			✓		✓
HyperGCN [148]	2019	NeurIPS	✓			✓		✓
HNHN [25]	2020	ICML	✓			✓		✓
HCHA [5]	2019	Pat. Rec.	✓			✓		✓
UniGNN [49]	2021	IJCAI	✓			✓		✓
HO Transformer [60]	2021	NeurIPS	✓			✓		✓
AllSet [17]	2022	ICLR	✓			✓		✓
HyperND [106]	2022	ICML	✓			✓		✓
H-GNN [164]	2022	ICML	✓			✓		✓
EHNN [59]	2022	ECCV	✓			✓		✓
LEGCN [153]	2022	CIKM	✓			✓		✓
HERALD [164]	2022	ICASSP	✓			✓		✓
HGNN+ [36]	2022	TPAMI	✓			✓		✓
ED-HNN [132]	2023	ICLR	✓			✓		✓
PhenomNN [135]	2023	ICML	✓			✓		✓
WHATsNet [20]	2023	KDD	✓		✓			✓
SheafHyperGNN [28]	2023	NeurIPS	✓			✓		✓
MeanPooling [70]	2023	AAAI	✓			✓		✓
HENN [44]	2023	LoG	✓			✓		✓
HyGNN [113]	2023	ICDE	✓			✓		✓
HGraphormer [110]	2023	arXiv	✓			✓		✓
MultiSetMixer [119]	2023	arXiv	✓		✓			✓
HJRL [151]	2024	AAAI	✓			✓		✓
HDE ^{ode} [150]	2024	ICLR	✓			✓		✓
HyperGT [90]	2024	ICASSP	✓			✓		✓
THNN [131]	2024	SDM	✓			✓		✓
UniG-Encoder [177]	2024	Pat. Rec.	✓			✓		✓
SHNN [117]	2024	arXiv	✓			✓		✓
HyperMagNet [9]	2024	arXiv	✓			✓		✓
CoNHD [170]	2024	arXiv	✓		✓			✓

learning to classify them, HNNs may capture the distinguishing patterns of the ground-truth HOIs.

4.1.1 Heuristic negative sampling. We discuss popular negative sampling (NS) strategies to obtain negative hyperedges [104]:

- **Sized NS:** each negative hyperedge contains k random nodes.
- **Motif NS:** each negative hyperedge contains a randomly chosen k adjacent nodes.
- **Clique NS:** each negative hyperedge is generated by replacing a randomly chosen node in a positive hyperedge with another randomly chosen node adjacent to the remaining nodes.

Similarly, many HNNs use rule-based NS for hyperedge classification [51, 68, 125, 149, 166]. Others leverage domain knowledge to design NS strategies [16, 134].

4.1.2 Learnable negative sampling. Notably, Hwang et al. [51] show that training HNNs with the aforementioned NS strategies may cause overfitting to negative hyperedges of specific types. This may be attributable to the vast population of potential negative hyperedges, where the tiny samples may not adequately represent this population. To mitigate the problem, they employ adversarial training of a generator that samples negative hyperedges.

4.1.3 Comparison with GNNs. Link prediction on pairwise graphs is a counterpart of the HOI classification task [165, 176]. However, the space of possible negative edges significantly differs between them. In pairwise graphs, the size of the space is $O(|\mathcal{V}|^2)$.

However, in hypergraphs, since a hyperedge can contain an arbitrary number of nodes, the size of the space is $O(2^{|\mathcal{V}|})$, which makes finding representative “unlikely” HOIs, or negative hyperedges, more challenging [51]. Consequently, learning the distinguishing patterns of HOIs by classifying the positive and negative hyperedges may be more challenging.

4.2 Learning to contrast

Contrastive learning (CL) aims to maximize agreement between data obtained from different views. Intuitively, views refer to different versions of the same data, original or augmented. Training neural networks with CL has shown strong capacity in capturing the input data characteristics [53]. For HNNs, several CL techniques have been devised to learn HOIs [64, 70, 136]. Here, we describe three steps of CL for HNNs: (i) obtaining views, (ii) encoding, and (iii) computing contrastive loss.

4.2.1 View creation and encoding. First, we obtain views for contrast. This can be achieved by augmenting the input hypergraph, using *rule-based* [64, 70] or *learnable* [136] methods.

Rule-based augmentation. This approach stochastically corrupts node features and hyperedges. For nodes, an augmented feature matrix is obtained by either zeroing out certain entries (i.e., feature values) of \mathbf{X} [68, 70] or adding Gaussian noise to them [108]. For hyperedges, augmented hyperedges are obtained by excluding some nodes from hyperedges [70] or perturbing hyperedge membership (e.g., changing $e_i = \{v_1, v_2, v_3\}$ to $e'_i = \{v_1, v_2, v_4\}$) [87].

Learnable augmentation. This approach utilizes a neural network to generate views [136]. Specifically, HyperGCL [136] generates synthetic hyperedges \mathcal{E}' using HNN-based VAE [65].

Once an augmentation strategy $\tau : (\mathbf{X}, \mathcal{E}) \mapsto (\mathbf{X}', \mathcal{E}')$ is decided, a hypergraph-view pair $(\mathcal{G}^{(1)}, \mathcal{G}^{(2)})$ can be obtained in two ways:

- $\mathcal{G}^{(1)}$ is the original hypergraph with $(\mathbf{X}, \mathcal{E})$, and $\mathcal{G}^{(2)}$ is an augmented hypergraph with $(\mathbf{X}', \mathcal{E}')$, where $(\mathbf{X}', \mathcal{E}') = \tau(\mathbf{X}, \mathcal{E})$ [136].
- Both $\mathcal{G}^{(1)}$ and $\mathcal{G}^{(2)}$ are augmented by applying τ to $(\mathbf{X}, \mathcal{E})$ [70]. They likely differ due to the stochastic nature of τ .

Encoding. Then, the message passing on the two views (sharing the same parameters) results in two pairs of node and hyperedge embeddings denoted by $(\mathbf{P}', \mathbf{Q}')$ and $(\mathbf{P}'', \mathbf{Q}'')$ [68, 70].

4.2.2 Contrastive loss. Then, we choose a contrastive loss. Below, we present *node-*, *hyperedge-*, and *membership-*level contrastive losses. Here, $\tau_x, \tau_e, \tau_m \in \mathbb{R}$ are hyperparameters.

Node level. A node-level contrastive loss is used to (i) maximize the similarity between the same node from two different views and (ii) minimize the similarity for different nodes [64, 68, 70, 94, 136]:

$$\mathcal{L}^{(v)}(\mathbf{P}', \mathbf{P}'') = \frac{-1}{|\mathcal{V}|} \sum_{v_i \in \mathcal{V}} \log \frac{\exp(\text{sim}(\mathbf{p}'_i, \mathbf{p}''_i)/\tau_v)}{\sum_{v_k \in \mathcal{V}} \exp(\text{sim}(\mathbf{p}'_i, \mathbf{p}''_k)/\tau_v)}, \quad (18)$$

where $\text{sim}(\mathbf{x}, \mathbf{y})$ is the similarity between \mathbf{x} and \mathbf{y} (e.g., cosine similarity).

Hyperedge level. A hyperedge-level contrastive loss is implemented in a similar manner [68, 70, 80]:

$$\mathcal{L}^{(e)}(\mathbf{Q}', \mathbf{Q}'') = \frac{-1}{|\mathcal{E}|} \sum_{e_j \in \mathcal{E}} \log \frac{\exp(\text{sim}(\mathbf{q}'_j, \mathbf{q}''_j)/\tau_e)}{\sum_{e_k \in \mathcal{E}} \exp(\text{sim}(\mathbf{q}'_j, \mathbf{q}''_k)/\tau_e)}. \quad (19)$$

Membership level. A membership-level contrastive loss is used to make the embeddings of incident node-hyperedge pairs distinguishable from those of non-incident pairs across two views [70]:

$$\mathcal{L}^{(m)}(\mathbf{P}', \mathbf{Q}'') = \frac{-1}{K} \sum_{e_j \in \mathcal{E}} \sum_{v_i \in \mathcal{V}} \mathbb{1}_{i,j} \log \frac{\exp(\mathcal{D}(\mathbf{p}'_i, \mathbf{q}''_j)/\tau_m)}{\sum_{v_k \in \mathcal{V}} \exp(\mathcal{D}(\mathbf{p}'_k, \mathbf{q}''_j)/\tau_m)} \quad \text{when } \mathbf{q}''_j \text{ is an anchor}$$

$$- \frac{1}{K} \sum_{e_k \in \mathcal{E}} \sum_{v_i \in \mathcal{V}} \mathbb{1}_{i,j} \log \frac{\exp(\mathcal{D}(\mathbf{q}''_j, \mathbf{p}'_i)/\tau_m)}{\sum_{e_k \in \mathcal{E}} \exp(\mathcal{D}(\mathbf{q}''_j, \mathbf{p}'_k)/\tau_m)}, \quad \text{when } \mathbf{p}'_i \text{ is an anchor}$$

where $\mathbb{1}_{s,j} = \mathbb{1}[v_s \in v_j]$; $\mathcal{D}(\mathbf{x}, \mathbf{y}) \in \mathbb{R}$ is a discriminator for assigning higher value to incident pairs than non-incident pairs [122].

4.2.3 Comparison with GNNs. GNNs are also commonly trained with contrastive objectives [109, 122, 160]. They typically focus on node-level [122] and/or graph-level contrast [109].

4.3 Learning to generate

HNNs can also be trained by learning to generate hyperedges. Existing HNNs aim to generate either (i) ground-truth hyperedges to capture their characteristics or (ii) latent hyperedges potentially beneficial for designated downstream tasks.

4.3.1 Generating ground-truth HOIs. Training neural networks to generate input data has shown strong efficacy in various domains and downstream tasks [45, 102]. In two recent studies, HNNs are trained to generate ground-truth hyperedges to learn HOIs [26, 63]. HypeBoy by Kim et al. [63] formulates hyperedge generation as a *hyperedge filling task*, where the objective is to identify the missing node for a given subset of a hyperedge. Overall, HypeBoy involves three steps: (i) hypergraph augmentation, (ii) node and hyperedge-subset encoding, and (iii) loss-function computation.

HypeBoy obtains the augmented node feature matrix \mathbf{X}' and augmented input topology \mathcal{E}' , respectively by randomly masking some entries of \mathbf{X} and by randomly dropping some hyperedges from \mathcal{E} . Hypeboy, then, feeds \mathbf{X}' and \mathcal{E}' into an HNN to obtain node embedding matrix \mathbf{P} . Subsequently, for each node $v_i \in e_j$ and subset $q_{ij} = e_j \setminus \{v_i\}$, HypeBoy obtains (final) node embedding $\mathbf{r}_i = \text{MLP}_1(\mathbf{p}_i)$ and subset embedding $\mathbf{q}_{ij} = \text{MLP}_2(\sum_{v_k \in q_{ij}} \mathbf{p}_k)$. Lastly, the HNN is trained to make embeddings of the ‘true’ node-subset pairs similar and of the ‘false’ node-subset pairs dissimilar. Specifically, it minimizes the following loss:

$$\mathcal{L} = - \sum_{e_j \in \mathcal{E}} \sum_{v_i \in e_j} \log \frac{\exp(\text{sim}(\mathbf{r}_i, \mathbf{q}_{ij}))}{\sum_{v_k \in \mathcal{V}} \exp(\text{sim}(\mathbf{r}_k, \mathbf{q}_{ij}))}, \quad (20)$$

where $\text{sim}(\mathbf{x}, \mathbf{y})$ is a cosine similarity between \mathbf{x} and \mathbf{y} .

4.3.2 Generating latent HOIs. HNNs can be trained to generate latent hyperedges, especially when (i) (semi-)supervised downstream tasks and (ii) suboptimal input hypergraph structures are assumed. Typically, the training methods let HNNs generate potential, latent hyperedges, which are used for message passing to improve downstream task performance [12, 79, 162, 167].

For example, HSL [12] adopts a learnable augmenter to replace unhelpful hyperedges with the generated ones. HSL prunes hyperedges using a masking matrix $\mathbf{M} \in \mathbb{R}^{|\mathcal{V}| \times |\mathcal{E}|}$. Each j -th column is $m_j = \text{sigmoid}((\log(\frac{z_j}{1-z_j}) + (\epsilon_0 - \epsilon_1))/\tau)$, where ϵ_0 and ϵ_1 , $\tau \in \mathbb{R}$, and $z_k \in [0, 1], \forall e_k \in \mathcal{E}$ respectively are random samples from Gumbel(0, 1), a hyperparameter, and a learnable scalar. An unhelpful e_k is expected to have small z_k to be pruned.

After performing pruning by $\hat{\mathbf{H}} = \mathbf{H} \odot \mathbf{M}$, HSL modifies $\hat{\mathbf{H}}$ by adding generated latent hyperedges $\Delta\mathbf{H}$. Specifically, $\Delta\mathbf{H}_{i,j} = 1$ if $(\mathbf{H}_{i,j} = 0) \wedge (\mathbf{S}_{i,j} \in \text{top}(\mathbf{S}, N))$, and 0 otherwise. $\text{top}(\mathbf{S}, N)$ denotes the set of top- N entries in a learnable score matrix $\mathbf{S} \in \mathbb{R}^{|\mathcal{V}| \times |\mathcal{E}|}$. Each score in \mathbf{S} is $\mathbf{S}_{i,j} = \frac{1}{T} \sum_{t=1}^T \text{sim}(\mathbf{w}_t \odot \mathbf{p}_i, \mathbf{w}_t \odot \mathbf{q}_j)$, where $\{\mathbf{w}_t\}_{t=1}^T$ and sim respectively are learnable vectors and cosine similarity. To summarize, node and hyperedge similarities learned by an HNN serve to generate latent hyperedges $\Delta\mathbf{H}$. Lastly, $\hat{\mathbf{H}} + \Delta\mathbf{H}$ is fed into another HNN for a target downstream task (e.g., node classification). All learnable components, including the HNN for augmentation, are trained end-to-end.

Note that the HNNs learning to generate latent hyperedges generally implement additional loss functions to encourage the latent hyperedges to be similar to the original ones [162, 167]. Furthermore, some studies have explored generating latent HOIs when input hypergraph structures were not available [37, 57, 172].

4.3.3 Comparison with GNNs. Various GNNs also target to generate ground-truth pairwise interactions [66, 116] or latent pairwise interactions [31]. In a pairwise graph, the inner product of two node embeddings is widely used to model the likelihood that an edge joins these nodes [31, 66]. However, modeling the likelihood of a hyperedge, which can join any number of nodes, using an inner product is not straightforward.

5 Application Guidance

HNNs have been adopted in various applications, including recommendation, bioinformatics and medical science, time series analysis, and computer vision. Their central concerns involve hypergraph construction and hypergraph learning task formulation.

5.1 Recommendation

5.1.1 Hypergraph construction. For recommender system applications, many studies utilized hypergraphs consisting of item nodes (being recommended) and user hyperedges (receiving recommendations). For instance, all items that a user interacted with were connected by a hyperedge [128]. When sessions were available, hyperedges connected item nodes by their context window [83, 129, 142]. Some studies leveraged multiple hypergraphs. For instance, Zhang et al. [163] incorporated user- and group-level hypergraphs. Ji et al. [55] constructed a hypergraph with item nodes and a hypergraph with user nodes, where their hyperedges were inferred from heuristic-based algorithms. In contrast, other studies incorporated learnable hypergraph structure [140, 141].

5.1.2 Application tasks. Hypergraph-based modeling allows natural applications of HNNs for recommendation, typically formulated as a hyperedge prediction problem. HNNs have been used for sequential [82, 128], session-based [83, 129, 142], group [56, 163], conversational [168], and point-of-interest [69] recommendation.

5.2 Bioinformatics and medical science

5.2.1 Hypergraph construction. For bioinformatics applications, molecular-level structures have often been regarded as nodes. Studies used hyperedges to connect the structures based on their joint reaction [16], presence within each drug [46, 113], and association with each disease [46]. Some studies used multiple node types. A study considered cell line nodes and drug nodes, with hyperedge connecting those with a synergy relationship [89, 134]. Drugs and their side effects were also considered as nodes, where a hyperedge connected those with drug-drug interaction [101]. Drug nodes or target protein nodes were also connected by hyperedges based on their similarity in interactions or associations [111]. Studies also used kNN or learnable hyperedges to build hypergraphs [81, 105].

Some other studies used hypergraphs to model MRI data. Many of them had a region-of-interest serving as a node, while a hyperedge connected the nodes using interaction strength estimation [130], k-means [54], or random-walk-based sampling [14]. On the other hand, in some studies, study subjects were nodes, and hyperedges connected the neighbors found by kNN [43, 96].

Lastly, electronic health records (EHR) data were often modeled with hypergraphs. Most often, nodes were either medical codes [13, 21, 138, 144, 145] or clinical events [175]. A hyperedge connected the codes or clinical events that were shared by each patient.

5.2.2 Application tasks. For bioinformatics applications, HNNs have been applied to predict interactions or associations among molecular-level structures. Thus, many of the tasks could be naturally formulated as a hyperedge prediction task. Specifically, the application tasks include predictions of missing metabolic reactions [16, 149], drug-drug interactions [89, 101, 113, 134], drug-target interactions [111], drug-gene interactions [118], herb-disease associations [46], and miRNA-disease associations [105].

For MRI analysis, when a region-of-interest served as a node, HNNs have been applied to solve a hypergraph classification problem. Alzheimer’s disease classification [43], brain connectome analysis [130], autism prediction [54, 96], and brain network dysfunction prediction [14] problems have been solved with HNNs.

In analyzing EHR data, since a hyperedge consisted of medical codes or clinical events of a patient, HNNs have been applied for hyperedge prediction. Studies used HNNs to predict mortality [13], readmission [13], diagnosis [138], medication [138], phenotype [21, 145], clinical outcomes [21, 144, 145], and clinical pathways [175].

5.3 Time series analysis

5.3.1 Hypergraph construction. A variety of nodes have been used for time series forecast applications. Depending on the data, nodes were cities [133, 156], gas regulators [156], rail segments [156], train stations [133], stocks [86, 114], or regions [84]. Studies often leveraged similarity- or proximity-based hyperedges [86, 114, 156] or learnable hyperedges [84, 86, 133].

5.3.2 Application tasks. When applying HNNs, many time series forecast problems can be formulated as node regression problems. Specifically, the prior works used HNNs to forecast taxi demands [156], gas pressures [156], vehicle speeds [156], traffic [92, 115, 133, 139, 169], electricity consumptions [115, 139], meteorological measures [115, 133], stocks [86, 114], and crimes [84].

5.4 Computer vision

5.4.1 Hypergraph construction. Hypergraph-based modeling has also been adopted for computer vision applications. Studies used nodes to represent image patches [42], features [152], 3D shapes [4], joints [88, 146, 174], and humans [47]. To connect the nodes by a hyperedge, kNN [4, 152], Fuzzy C-Means [42], and other learnable functions [88, 124, 146] were adopted.

5.4.2 Application tasks. For computer vision tasks, studies used HNNs to solve problems including image classification [42], object detection [42], video-based person re-identification [152], image inpainting [124], action recognition [174], pose estimation [88, 146], 3D shape retrieval and recognition [4], and multi-human mesh recovery [47]. Due to the heterogeneity of the applied tasks, we found no consistent hypergraph learning task formulation.

6 Discussions

In this work, we provide a survey on hypergraph neural networks (HNNs), with a focus on how they address higher-order interactions (HOIs). We aim for the present survey to be in-depth, covering HNN encoders (Sec. 3), training objectives (Sec. 4), and applications (Sec. 5). Having reviewed the exponentially growing literature, we close the survey with some future directions.

HNN theory. Studies have theoretically investigated graph neural networks (GNNs) on their graph isomorphism recognition [123, 143], approximation abilities [58, 97], and relation to homophily [78, 95]. However, given the complex nature of hypergraphs, directly applying these theoretical findings to hypergraphs can be non-trivial [33]. Therefore, many theoretical properties of HNNs remain yet to be unveiled, and some areas have begun to be explored, including their generalization abilities [171] and transferability [44].

Advantages of HNNs. Instead of leveraging HNNs, one could use GNNs for a hypergraph by reducing its structure to a pairwise one. While studies have empirically shown that HNNs outperform these alternatives [17, 25, 34, 63, 132], the factors that confer HNNs the advantages remain unclear. While the advantages of using HOIs for a heuristic classifier have been investigated [158], studies dedicated to HNNs may inspire improved HNNs and their training strategies.

Complex hypergraphs. Networks of HOIs often exhibit temporal, directional, and heterogeneous properties, which are respectively modeled by temporal [75], directed [35], and heterogeneous [50, 147] hypergraphs. Although their structural patterns have been studied [10, 62, 75, 99], developing HNNs to learn such complex HOIs is in the early stages [1, 50, 92, 120, 147, 173]. Thus, more benchmark datasets and tasks for complex hypergraphs are necessary. The proper datasets and tasks will catalyze studies to develop HNNs that better exploit the complex nature of HOIs.

Acknowledgements

This work was partly supported by Institute of Information & Communications Technology Planning & Evaluation (IITP) grant funded by the Korea government (MSIT) (No. 2022-0-00157, Robust, Fair, Extensible Data-Centric Continual Learning) (No. RS-2019-II190075, Artificial Intelligence Graduate School Program (KAIST)). This work has been partially supported by the spoke “FutureHPC & BigData” of the ICSC – Centro Nazionale di Ricerca in High-Performance Computing, Big Data and Quantum Computing funded by European Union – NextGenerationEU.

References

- [1] Shivam Agarwal, Ramit Sawhney, Megh Thakkar, Preslav Nakov, Jiawei Han, and Tyler Derr. 2022. Think: Temporal hypergraph hyperbolic network. In *ICDM*.
- [2] Ryan Aponte, Ryan A Rossi, Shunan Guo, Jane Hoffswell, Nedim Lipka, Chang Xiao, Gromit Chan, Eunye Koh, and Nesreen Ahmed. 2022. A hypergraph neural network framework for learning hyperedge-dependent node embeddings. *arXiv preprint arXiv:2212.14077* (2022).
- [3] Jimmy Lei Ba, Jamie Ryan Kiros, and Geoffrey E Hinton. 2016. Layer normalization. *arXiv preprint arXiv:1607.06450* (2016).
- [4] Junjie Bai, Biao Gong, Yining Zhao, Fuqiang Lei, Chenggang Yan, and Yue Gao. 2021. Multi-scale representation learning on hypergraph for 3D shape retrieval and recognition. *IEEE Transactions on Image Processing* 30 (2021), 5327–5338.
- [5] Song Bai, Feihu Zhang, and Philip HS Torr. 2021. Hypergraph convolution and hypergraph attention. *Pattern Recognition* 110 (2021), 107637.
- [6] Federico Battiston, Enrico Amico, Alain Barrat, Ginestra Bianconi, Guilherme Ferraz de Arruda, Benedetta Franceschiello, Iacopo Iacopini, Sonia Kéfi, Vito Latora, Yamir Moreno, et al. 2021. The physics of higher-order interactions in complex systems. *Nature Physics* 17, 10 (2021), 1093–1098.
- [7] Federico Battiston, Giulia Cencetti, Iacopo Iacopini, Vito Latora, Maxime Lucas, Alice Patania, Jean-Gabriel Young, and Giovanni Petri. 2020. Networks beyond pairwise interactions: Structure and dynamics. *Physics Reports* 874 (2020), 1–92.
- [8] Federico Battiston and Giovanni Petri. 2022. *Higher-order systems*. Springer.
- [9] Tatyana Benko, Martin Buck, Ilya Amburg, Stephen J Young, and Sinan G Aksoy. 2024. Hypermagnet: A magnetic laplacian based hypergraph neural network. *arXiv preprint arXiv:2402.09676* (2024).
- [10] Austin R Benson, Ravi Kumar, and Andrew Tomkins. 2018. Sequences of sets. In *KDD*.
- [11] Ginestra Bianconi. 2021. *Higher-order networks*. Cambridge University Press.
- [12] Derun Cai, Moxian Song, Chenxi Sun, Baofeng Zhang, Shenda Hong, and Hongyan Li. 2022. Hypergraph structure learning for hypergraph neural networks. In *IJCAI*.
- [13] Derun Cai, Chenxi Sun, Moxian Song, Baofeng Zhang, Shenda Hong, and Hongyan Li. 2022. Hypergraph contrastive learning for electronic health records. In *SDM*.
- [14] Hongmin Cai, Zhixuan Zhou, Defu Yang, Guorong Wu, and Jiazhou Chen. 2023. Discovering Brain Network Dysfunction in Alzheimer's Disease Using Brain Hypergraph Neural Network. In *MICCAI*.
- [15] Lang Chai, Lilan Tu, Xianjia Wang, and Qingqing Su. 2024. Hypergraph modeling and hypergraph multi-view attention neural network for link prediction. *Pattern Recognition* 149 (2024), 110292.
- [16] Can Chen, Chen Liao, and Yang-Yu Liu. 2023. Teasing out missing reactions in genome-scale metabolic networks through hypergraph learning. *Nature Communications* 14, 1 (2023), 2375.
- [17] Eli Chien, Chao Pan, Jianhao Peng, and Olga Milenkovic. 2022. You are allset: A multiset function framework for hypergraph neural networks. In *ICLR*.
- [18] Eli Chien, Jianhao Peng, Pan Li, and Olga Milenkovic. 2020. Adaptive Universal Generalized PageRank Graph Neural Network. In *ICLR*.
- [19] Uthsav Chitra and Benjamin Raphael. 2019. Random walks on hypergraphs with edge-dependent vertex weights. In *ICML*.
- [20] Minyoung Choe, Sunwoo Kim, Jaemin Yoo, and Kijung Shin. 2023. Classification of edge-dependent labels of nodes in hypergraphs. In *KDD*.
- [21] Hejie Cui, Xinyu Fang, Ran Xu, Xuan Kan, Joyce C Ho, and Carl Yang. 2024. Multimodal fusion of ehr in structures and semantics: Integrating clinical records and notes with hypergraph and llm. *arXiv preprint arXiv:2403.08818* (2024).
- [22] Guilherme Ferraz de Arruda, Giovanni Petri, and Yamir Moreno. 2020. Social contagion models on hypergraphs. *Physical Review Research* 2, 2 (2020), 023032.
- [23] Manh Tuan Do and Kijung Shin. 2024. Unsupervised alignment of hypergraphs with different scales. In *KDD*.
- [24] Manh Tuan Do, Se-eun Yoon, Bryan Hooi, and Kijung Shin. 2020. Structural patterns and generative models of real-world hypergraphs. In *KDD*.
- [25] Yihe Dong, Will Sawin, and Yoshua Bengio. 2020. Hnhn: Hypergraph networks with hyperedge neurons. In *ICML Workshop: Graph Representation Learning and Beyond*.
- [26] Boxin Du, Changhe Yuan, Robert Barton, Tal Neiman, and Hanghang Tong. 2022. Self-supervised hypergraph representation learning. In *Big Data*.
- [27] Dheeru Dua, Casey Graff, et al. 2017. Uci machine learning repository. (2017).
- [28] Iulia Duta, Giulia Cassarà, Fabrizio Silvestri, and Pietro Liò. 2023. Sheaf hypergraph networks. In *NeurIPS*.
- [29] Vijay Prakash Dwivedi, Anh Tuan Luu, Thomas Laurent, Yoshua Bengio, and Xavier Bresson. 2022. Graph neural networks with learnable structural and positional representations. In *ICLR*.
- [30] Paul Expert and Giovanni Petri. 2022. Higher-order description of brain function. In *Higher-Order Systems*. Springer, 401–415.
- [31] Bahare Fatemi, Layla El Asri, and Seyed Mehran Kazemi. 2021. Slaps: Self-supervision improves structure learning for graph neural networks. In *NeurIPS*.
- [32] Song Feng, Emily Heath, Brett Jefferson, Cliff Joslyn, Henry Kvinge, Hugh D Mitchell, Brenda Praggastis, Amie J Eisfeld, Amy C Sims, Larissa B Thackray, et al. 2021. Hypergraph models of biological networks to identify genes critical to pathogenic viral response. *BMC bioinformatics* 22, 1 (2021), 287.
- [33] Yifan Feng, Jiashu Han, Shihui Ying, and Yue Gao. 2024. Hypergraph isomorphism computation. *IEEE Transactions on Pattern Analysis & Machine Intelligence* 01 (2024), 1–17.
- [34] Yifan Feng, Haoxuan You, Zizhao Zhang, Rongrong Ji, and Yue Gao. 2019. Hypergraph neural networks. In *AAAI*.
- [35] Giorgio Gallo, Giustino Longo, Stefano Pallottino, and Sang Nguyen. 1993. Directed hypergraphs and applications. *Discrete applied mathematics* 42, 2-3 (1993), 177–201.
- [36] Yue Gao, Yifan Feng, Shuyi Ji, and Rongrong Ji. 2022. HGNN+: General hypergraph neural networks. *IEEE Transactions on Pattern Analysis & Machine Intelligence* 45, 3 (2022), 3181–3199.
- [37] Yue Gao, Zizhao Zhang, Haojie Lin, Xibin Zhao, Shaoyi Du, and Changqing Zou. 2020. Hypergraph learning: Methods and practices. *IEEE Transactions on Pattern Analysis & Machine Intelligence* 44, 5 (2020), 2548–2566.
- [38] Johannes Gasteiger, Aleksandar Bojchevski, and Stephan Günnemann. 2019. Predict then propagate: Graph neural networks meet personalized pagerank. In *ICLR*.
- [39] Justin Gilmer, Samuel S Schoenholz, Patrick F Riley, Oriol Vinyals, and George E Dahl. 2017. Neural message passing for quantum chemistry. In *ICML*.
- [40] Liyu Gong and Qiang Cheng. 2019. Exploiting edge features for graph neural networks. In *CVPR*.
- [41] Aditya Grover and Jure Leskovec. 2016. node2vec: Scalable feature learning for networks. In *KDD*.
- [42] Yan Han, Peihao Wang, Souvik Kundu, Ying Ding, and Zhangyang Wang. 2023. Vision hgnn: An image is more than a graph of nodes. In *ICCV*.
- [43] Xiaoke Hao, Jiawang Li, Mingming Ma, Jing Qin, Daoqiang Zhang, Feng Liu, Alzheimer's Disease Neuroimaging Initiative, et al. 2024. Hypergraph convolutional network for longitudinal data analysis in Alzheimer's disease. *Computers in Biology and Medicine* 168 (2024), 107765.
- [44] Mikhail Hayhoe, Hans Matthew Riess, Michael M Zavlanos, Victor Preciado, and Alejandro Ribeiro. 2023. Transferable Hypergraph Neural Networks via Spectral Similarity. In *LoG*.
- [45] Kaiming He, Xinlei Chen, Saining Xie, Yanghao Li, Piotr Dollár, and Ross Girshick. 2022. Masked autoencoders are scalable vision learners. In *CVPR*.
- [46] Lun Hu, Menglong Zhang, Pengwei Hu, Jun Zhang, Chao Niu, Xueying Lu, Xiangrui Jiang, and Yupeng Ma. 2024. Dual-channel hypergraph convolutional network for predicting herb-disease associations. *Briefings in Bioinformatics* 25, 2 (2024), bbae067.
- [47] Buzhen Huang, Jingyi Ju, Zhihao Li, and Yangang Wang. 2023. Reconstructing groups of people with hypergraph relational reasoning. In *ICCV*.
- [48] Jie Huang, Chuan Chen, Fanghua Ye, Jiajing Wu, Zibin Zheng, and Guohui Ling. 2019. Hyper2vec: Biased random walk for hyper-network embedding. In *DASFAA 2019 International Workshops: BDMS, BDQM, and GDMA*.
- [49] Jing Huang and Jie Yang. 2021. Uniggn: a unified framework for graph and hypergraph neural networks. In *IJCAI*.
- [50] Xingyue Huang, Miguel Romero Orth, Pablo Barceló, Michael M Bronstein, and İsmail İlkan Ceylan. 2024. Link prediction with relational hypergraphs. *arXiv preprint arXiv:2402.04062* (2024).
- [51] Hyunjin Hwang, Seungwoo Lee, Chanyoung Park, and Kijung Shin. 2022. Ahp: Learning to negative sample for hyperedge prediction. In *SIGIR*.
- [52] Iacopo Iacopini, Giovanni Petri, Andrea Baronchelli, and Alain Barrat. 2022. Group interactions modulate critical mass dynamics in social convention. *Communications Physics* 5, 1 (2022), 64.
- [53] Ashish Jaiswal, Ashwin Ramesh Babu, Mohammad Zaki Zadeh, Debapriya Banerjee, and Fillia Makedon. 2020. A survey on contrastive self-supervised learning. *Technologies* 9, 1 (2020), 2.
- [54] Junzhong Ji, Yating Ren, and Minglong Lei. 2022. FC-HAT: Hypergraph attention network for functional brain network classification. *Information Sciences* 608 (2022), 1301–1316.
- [55] Shuyi Ji, Yifan Feng, Rongrong Ji, Xibin Zhao, Wanwan Tang, and Yue Gao. 2020. Dual channel hypergraph collaborative filtering. In *KDD*.
- [56] Renqi Jia, Xiaofei Zhou, Linhua Dong, and Shirui Pan. 2021. Hypergraph convolutional network for group recommendation. In *ICDM*.
- [57] Jianwen Jiang, Yuxuan Wei, Yifan Feng, Jingxuan Cao, and Yue Gao. 2019. Dynamic hypergraph neural networks. In *IJCAI*.
- [58] Nicolas Keriven and Gabriel Peyré. 2019. Universal invariant and equivariant graph neural networks. In *NeurIPS*.
- [59] Jinwoo Kim, Saeyoon Oh, Sungjun Cho, and Seunghoon Hong. 2022. Equivariant hypergraph neural networks. In *ECCV*.
- [60] Jinwoo Kim, Saeyoon Oh, and Seunghoon Hong. 2021. Transformers generalize deepsets and can be extended to graphs & hypergraphs. In *NeurIPS*.
- [61] Sunwoo Kim, Fanchen Bu, Minyoung Choe, Jaemin Yoo, and Kijung Shin. 2023. How transitive are real-world group interactions? Measurement and reproduction. In *KDD*.
- [62] Sunwoo Kim, Minyoung Choe, Jaemin Yoo, and Kijung Shin. 2023. Reciprocity in directed hypergraphs: measures, findings, and generators. *Data Mining and*

- Knowledge Discovery* 37, 6 (2023), 2330–2388.
- [63] Sunwoo Kim, Shinhwan Kang, Fanchen Bu, Soo Yong Lee, Jaemin Yoo, and Kijung Shin. 2024. HypeBoy: Generative self-supervised representation learning on hypergraphs. In *ICLR*.
- [64] Sunwoo Kim, Dongjin Lee, Yul Kim, Jungho Park, Taeho Hwang, and Kijung Shin. 2023. Datasets, tasks, and training methods for large-scale hypergraph learning. *Data Mining and Knowledge Discovery* 37, 6 (2023), 2216–2254.
- [65] Diederik P Kingma and Max Welling. 2013. Auto-encoding variational bayes. In *NeurIPS*.
- [66] Thomas N Kipf and Max Welling. 2016. Variational graph auto-encoders. In *NeurIPS workshop on bayesian deep learning*.
- [67] Thomas N Kipf and Max Welling. 2017. Semi-supervised classification with graph convolutional networks. In *ICLR*.
- [68] Yunyong Ko, Hanghang Tong, and Sang-Wook Kim. 2023. Enhancing hyperedge prediction with context-aware self-supervised learning. *arXiv preprint arXiv:2309.05798* (2023).
- [69] Yantong Lai, Yijun Su, Lingwei Wei, Gaode Chen, Tianci Wang, and Daren Zha. 2023. Multi-view spatial-temporal enhanced hypergraph network for next poi recommendation. In *DASFAA*.
- [70] Dongjin Lee and Kijung Shin. 2023. I'm me, we're us, and i'm us: Tri-directional contrastive learning on hypergraphs. In *AAAI*.
- [71] Geon Lee, Fanchen Bu, Tina Eliassi-Rad, and Kijung Shin. 2024. A survey on hypergraph mining: Patterns, tools, and generators. *arXiv preprint arXiv:2401.08878* (2024).
- [72] Geon Lee, Minyoung Choe, and Kijung Shin. 2021. How do hyperedges overlap in real-world hypergraphs?-patterns, measures, and generators. In *WWW*.
- [73] Geon Lee, Jihoon Ko, and Kijung Shin. 2020. Hypergraph motifs: concepts, algorithms, and discoveries. *Proceedings of the VLDB Endowment* 13, 11 (2020), 2256–2269.
- [74] Geon Lee, Soo Yong Lee, and Kijung Shin. 2024. ViLain: Self-supervised learning on homogeneous hypergraphs without features via virtual label propagation. In *WWW*.
- [75] Geon Lee and Kijung Shin. 2023. Temporal hypergraph motifs. *Knowledge and Information Systems* 65, 4 (2023), 1549–1586.
- [76] Juho Lee, Yoonho Lee, Jungtaek Kim, Adam Kosiorek, Seungjin Choi, and Yee Whye Teh. 2019. Set transformer: A framework for attention-based permutation-invariant neural networks. In *ICML*.
- [77] Soo Yong Lee, Fanchen Bu, Jaemin Yoo, and Kijung Shin. 2023. Towards deep attention in graph neural networks: Problems and remedies. In *ICML*.
- [78] Soo Yong Lee, Sunwoo Kim, Fanchen Bu, Jaemin Yoo, Jiliang Tang, and Kijung Shin. 2024. Feature Distribution on Graph Topology Mediates the Effect of Graph Convolution: Homophily Perspective. In *ICML*.
- [79] Fangyuan Lei, Jiahao Huang, Jianjian Jiang, Da Huang, Zhengming Li, and Chang-Dong Wang. 2024. Unveiling the potential of long-range dependence with mask-guided structure learning for hypergraph. *Knowledge-Based Systems* 284 (2024), 111254.
- [80] Fan Li, Xiaoyang Wang, Dawei Cheng, Wenjie Zhang, Ying Zhang, and Xuemin Lin. 2024. Hypergraph Self-supervised Learning with Sampling-efficient Signals. In *IJCAI*.
- [81] Wei Li, Bin Xiang, Fan Yang, Yu Rong, Yanbin Yin, Jianhua Yao, and Han Zhang. 2023. Scmhnn: A novel hypergraph neural network for integrative analysis of single-cell epigenomic, transcriptomic and proteomic data. *Briefings in Bioinformatics* 24, 6 (2023), bbad391.
- [82] Yicong Li, Hongxu Chen, Xiangguo Sun, Zhenchao Sun, Lin Li, Lizhen Cui, Philip S Yu, and Guandong Xu. 2021. Hyperbolic hypergraphs for sequential recommendation. In *CKM*.
- [83] Yinpeng Li, Chen Gao, Hengliang Luo, Depeng Jin, and Yong Li. 2022. Enhancing hypergraph neural networks with intent disentanglement for session-based recommendation. In *SIGIR*.
- [84] Zhonghang Li, Chao Huang, Lianhao Xia, Yong Xu, and Jian Pei. 2022. Spatial-temporal hypergraph self-supervised learning for crime prediction. In *ICDE*.
- [85] Langzhang Liang, Sunwoo Kim, Kijung Shin, Zenglin Xu, Shirui Pan, and Yuan Qi. 2024. Sign is Not a Remedy: Multiset-to-Multiset Message Passing for Learning on Heterophilic Graphs. In *ICML*.
- [86] Sihao Liao, Liang Xie, Yuanchuang Du, Shengshuang Chen, Hongyang Wan, and Haijiao Xu. 2024. Stock trend prediction based on dynamic hypergraph spatio-temporal network. *Applied Soft Computing* 154 (2024), 111329.
- [87] Luotao Liu, Feng Huang, Xuan Liu, Zhankun Xiong, Mengli Li, Congzhi Song, and Wen Zhang. 2023. Multi-view contrastive learning hypergraph neural network for drug-microbe-disease association prediction. In *IJCAI*.
- [88] Shengyuan Liu, Pei Lv, Yuzhen Zhang, Jie Fu, Junjin Cheng, Wanqing Li, Bing Zhou, and Mingliang Xu. 2020. Semi-dynamic hypergraph neural network for 3d pose estimation.. In *IJCAI*.
- [89] Xuan Liu, Congzhi Song, Shichao Liu, Mengli Li, Xionghui Zhou, and Wen Zhang. 2022. Multi-way relation-enhanced hypergraph representation learning for anti-cancer drug synergy prediction. *Bioinformatics* 38, 20 (2022), 4782–4789.
- [90] Zexi Liu, Bohan Tang, Ziyuan Ye, Xiaowen Dong, Siheng Chen, and Yanfeng Wang. 2024. Hypergraph transformer for semi-supervised classification. *ICASSP*.
- [91] Sitao Luan, Chenqing Hua, Qincheng Lu, Jiaqi Zhu, Mingde Zhao, Shuyuan Zhang, Xiao-Wen Chang, and Doina Precup. 2022. Revisiting heterophily for graph neural networks. In *NeurIPS*.
- [92] Xiaoyi Luo, Jiaheng Peng, and Jun Liang. 2022. Directed hypergraph attention network for traffic forecasting. *IET Intelligent Transport Systems* 16, 1 (2022), 85–98.
- [93] Jing Ma, Mengting Wan, Longqi Yang, Jundong Li, Brent Hecht, and Jaime Teevan. 2022. Learning causal effects on hypergraphs. In *KDD*.
- [94] Tianyi Ma, Yiyue Qian, Chuxu Zhang, and Yanfang Ye. 2023. Hypergraph Contrastive Learning for Drug Trafficking Community Detection. In *ICDM*.
- [95] Yao Ma, Xiaorui Liu, Neil Shah, and Jiliang Tang. 2022. Is homophily a necessity for graph neural networks?. In *ICLR*.
- [96] Mohammad Madine, Islem Rekik, and Naoufel Werghi. 2020. Diagnosing autism using t1-w mri with multi-kernel learning and hypergraph neural network. In *ICIP*.
- [97] Haggai Maron, Ethan Fetaya, Nimrod Segol, and Yaron Lipman. 2019. On the universality of invariant networks. In *ICML*.
- [98] Harry Mickalide and Seppe Kuehn. 2019. Higher-order interaction between species inhibits bacterial invasion of a phototroph-predator microbial community. *Cell systems* 9, 6 (2019), 521–533.
- [99] Heechan Moon, Hyunju Kim, Sunwoo Kim, and Kijung Shin. 2023. Four-set hypergraphlets for characterization of directed hypergraphs. *arXiv preprint arXiv:2311.14289* (2023).
- [100] Manon A Morin, Anneliese J Morrison, Michael J Harms, and Rachel J Dutton. 2022. Higher-order interactions shape microbial interactions as microbial community complexity increases. *Scientific Reports* 12, 1 (2022), 22640.
- [101] Duc Anh Nguyen, Canh Hao Nguyen, Peter Petschner, and Hiroshi Mamitsuka. 2022. Sparse: A sparse hypergraph neural network for learning multiple types of latent combinations to accurately predict drug-drug interactions. *Bioinformatics* 38 (2022), i333–i341.
- [102] OpenAI. 2023. Gpt-4 technical report. (2023).
- [103] Theodore Papamarkou, Tolga Birdal, Michael M Bronstein, Gunnar E Carlsson, Justin Curry, Yue Gao, Mustafa Hajij, Roland Kwitt, Pietro Lio, Paolo Di Lorenzo, et al. 2024. Position: Topological Deep Learning is the New Frontier for Relational Learning. In *ICML*.
- [104] Prasanna Patil, Govind Sharma, and M Narasimha Murty. 2020. Negative sampling for hyperlink prediction in networks. In *PAKDD*.
- [105] Wei Peng, Zhichen He, Wei Dai, and Wei Lan. 2024. Mhclmda: Multihypergraph contrastive learning for mirna–disease association prediction. *Briefings in Bioinformatics* 25, 1 (2024), bbad524.
- [106] Konstantin Prokophchik, Austin R Benson, and Francesco Tudisco. 2022. Nonlinear feature diffusion on hypergraphs. In *ICML*.
- [107] Yiyue Qian, Tianyi Ma, Chuxu Zhang, and Yanfang Ye. 2023. Adaptive Expansion for Hypergraph Learning. (2023).
- [108] Yiyue Qian, Tianyi Ma, Chuxu Zhang, and Yanfang Ye. 2024. Dual-level Hypergraph Contrastive Learning with Adaptive Temperature Enhancement. In *WWW*.
- [109] Jiezhong Qiu, Qibin Chen, Yuxiao Dong, Jing Zhang, Hongxia Yang, Ming Ding, Kuansan Wang, and Jie Tang. 2020. Gcc: Graph contrastive coding for graph neural network pre-training. In *KDD*.
- [110] Shilin Qu, Weiqing Wang, Yuan-Fang Li, Xin Zhou, and Fajie Yuan. 2023. Hypergraph node representation learning with one-stage message passing. *arXiv preprint arXiv:2312.00336* (2023).
- [111] Ding Ruan, Shuyi Ji, Chenggang Yan, Junjie Zhu, Xibin Zhao, Yuedong Yang, Yue Gao, Changqing Zou, and Qionghai Dai. 2021. Exploring complex and heterogeneous correlations on hypergraph for the prediction of drug-target interactions. *Patterns* 2, 12 (2021).
- [112] Khaled Mohammed Saifuddin, Mehmet Emin Aktas, and Esra Akbas. 2023. Topology-guided hypergraph transformer network: Unveiling structural insights for improved representation. *arXiv preprint arXiv:2310.09657* (2023).
- [113] Khaled Mohammed Saifuddin, Briana Bumgardner, Farhan Tanvir, and Esra Akbas. 2023. Hygnn: Drug-drug interaction prediction via hypergraph neural network. In *ICDE*.
- [114] Ramit Sawhney, Shivam Agarwal, Arnab Wadhwa, Tyler Derr, and Rajiv Ratn Shah. 2021. Stock selection via spatiotemporal hypergraph attention network: A learning to rank approach. In *AAAI*.
- [115] Zongjiang Shang and Ling Chen. 2024. Mshyper: Multi-scale hypergraph transformer for long-range time series forecasting. *arXiv preprint arXiv:2401.09261* (2024).
- [116] Qiaoyu Tan, Ninghao Liu, Xiao Huang, Soo-Hyun Choi, Li Li, Rui Chen, and Xia Hu. 2023. S2GAE: self-supervised graph autoencoders are generalizable learners with graph masking. In *WSDM*.
- [117] Bohan Tang, Zexi Liu, Keyue Jiang, Siheng Chen, and Xiaowen Dong. 2024. Hypergraph node classification With graph neural networks. *arXiv preprint arXiv:2402.05569* (2024).
- [118] Wen Tao, Yuansheng Liu, Xuan Lin, Bosheng Song, and Xiangxiang Zeng. 2023. Prediction of multi-relational drug-gene interaction via dynamic hypergraph

- contrastive learning. *Briefings in Bioinformatics* 24, 6 (2023), bbad371.
- [119] Lev Telyatnikov, Maria Sofia Bucarelli, Guillermo Bernardez, Olga Zaghen, Simone Scardapane, and Pietro Lio. 2023. Hypergraph neural networks through the lens of message passing: a common perspective to homophily and architecture design. *arXiv preprint arXiv:2310.07684* (2023).
- [120] Loc Hoang Tran and Linh Hoang Tran. 2020. Directed hypergraph neural network. *arXiv preprint arXiv:2008.03626* (2020).
- [121] Ashish Vaswani, Noam Shazeer, Niki Parmar, Jakob Uszkoreit, Llion Jones, Aidan N Gomez, Lukasz Kaiser, and Illia Polosukhin. 2017. Attention is all you need. In *NeurIPS*.
- [122] Petar Veličković, William Fedus, William L Hamilton, Pietro Liò, Yoshua Bengio, and R Devon Hjelm. 2019. Deep graph infomax. *ICLR*.
- [123] Clement Vignac, Andreas Loukas, and Pascal Frossard. 2020. Building powerful and equivariant graph neural networks with structural message-passing. In *NeurIPS*.
- [124] Gourav Wadhwa, Abhinav Dhall, Subrahmanyam Murala, and Usman Tariq. 2021. Hyperrealistic image inpainting with hypergraphs. In *WACV*.
- [125] Changlin Wan, Muhan Zhang, Wei Hao, Sha Cao, Pan Li, and Chi Zhang. 2021. Principled hyperedge prediction with structural spectral features and neural networks. *arXiv preprint arXiv:2106.04292* (2021).
- [126] Fuli Wang, Karelia Pena-Pena, Wei Qian, and Gonzalo R Arce. 2024. T-hypergmns: Hypergraph neural networks via tensor representations. *IEEE Transactions on Neural Networks and Learning Systems* (2024).
- [127] Haorui Wang, Haoteng Yin, Muhan Zhang, and Pan Li. 2022. Equivariant and Stable Positional Encoding for More Powerful Graph Neural Networks. In *ICLR*.
- [128] Jianling Wang, Kaize Ding, Liangjie Hong, Huan Liu, and James Caverlee. 2020. Next-item recommendation with sequential hypergraphs. In *SIGIR*.
- [129] Jianling Wang, Kaize Ding, Ziwei Zhu, and James Caverlee. 2021. Session-based recommendation with hypergraph attention networks. In *SDM*.
- [130] Junqi Wang, Hailong Li, Gang Qu, Kim M Cecil, Jonathan R Dillman, Nehal A Parikh, and Lili He. 2023. Dynamic weighted hypergraph convolutional network for brain functional connectome analysis. *Medical Image Analysis* 87 (2023), 102828.
- [131] Maolin Wang, Yaoming Zhen, Yu Pan, Zenglin Xu, Ruocheng Guo, and Xiangyu Zhao. 2024. Tensorized hypergraph neural networks. In *SDM*.
- [132] Peihao Wang, Shenghao Yang, Yunyu Liu, Zhangyang Wang, and Pan Li. 2023. Equivariant hypergraph diffusion neural operators. In *ICLR*.
- [133] Shun Wang, Yong Zhang, Xuanqi Lin, Yongli Hu, Qingming Huang, and Baocai Yin. 2024. Dynamic Hypergraph Structure Learning for Multivariate Time Series Forecasting. *IEEE Transactions on Big Data* 01 (2024), 1–13.
- [134] Wei Wang, Gaolin Yuan, Shitong Wan, Ziwei Zheng, Dong Liu, Hongjun Zhang, Juntao Li, Yun Zhou, and Xianfang Wang. 2024. A granularity-level information fusion strategy on hypergraph transformer for predicting synergistic effects of anticancer drugs. *Briefings in Bioinformatics* 25, 1 (2024), bbad522.
- [135] Yuxin Wang, Quan Gan, Xipeng Qiu, Xuanjing Huang, and David Wipf. 2023. From hypergraph energy functions to hypergraph neural networks. In *ICML*.
- [136] Tianxin Wei, Yuning You, Tianlong Chen, Yang Shen, Jingrui He, and Zhangyang Wang. 2022. Augmentations in hypergraph contrastive learning: Fabricated and generative. In *NeurIPS*.
- [137] Felix Wu, Amauri Souza, Tianyi Zhang, Christopher Fifty, Tao Yu, and Kilian Weinberger. 2019. Simplifying graph convolutional networks. In *ICML*.
- [138] Jialun Wu, Kai He, Rui Mao, Chen Li, and Erik Cambria. 2023. MEGACare: Knowledge-guided multi-view hypergraph predictive framework for healthcare. *Information Fusion* 100 (2023), 101939.
- [139] Jinming Wu, Qi Qi, Jingyu Wang, Haifeng Sun, Zhikang Wu, Zirui Zhuang, and Jianxin Liao. 2023. Not only pairwise relationships: fine-grained relational modeling for multivariate time series forecasting. In *IJCAI*.
- [140] Lianghao Xia, Chao Huang, Yong Xu, Jiashu Zhao, Dawei Yin, and Jimmy Huang. 2022. Hypergraph contrastive collaborative filtering. In *SIGIR*.
- [141] Lianghao Xia, Chao Huang, and Chuxu Zhang. 2022. Self-supervised hypergraph transformer for recommender systems. In *KDD*.
- [142] Xin Xia, Hongzhi Yin, Junliang Yu, Qinyong Wang, Lizhen Cui, and Xiangliang Zhang. 2021. Self-supervised hypergraph convolutional networks for session-based recommendation. In *AAAI*.
- [143] Keyulu Xu, Weihua Hu, Jure Leskovec, and Stefanie Jegelka. 2019. How powerful are graph neural networks?. In *ICLR*.
- [144] Ran Xu, Mohammed K Ali, Joyce C Ho, and Carl Yang. 2023. Hypergraph transformers for ehr-based clinical predictions. *AMIA Summits on Translational Science Proceedings* 2023 (2023), 582.
- [145] Ran Xu, Yue Yu, Chao Zhang, Mohammed K Ali, Joyce C Ho, and Carl Yang. 2022. Counterfactual and factual reasoning over hypergraphs for interpretable clinical predictions on ehr. In *ML4H*.
- [146] Xixia Xu, Qi Zou, and Xue Lin. 2022. Adaptive hypergraph neural network for multi-person pose estimation. In *AAAI*.
- [147] Naganand Yadati. 2020. Neural message passing for multi-relational ordered and recursive hypergraphs. In *NeurIPS*.
- [148] Naganand Yadati, Madhav Nimishakavi, Prateek Yadav, Vikram Nitin, Anand Louis, and Partha Talukdar. 2019. Hypergen: A new method for training graph convolutional networks on hypergraphs. In *NeurIPS*.
- [149] Naganand Yadati, Vikram Nitin, Madhav Nimishakavi, Prateek Yadav, Anand Louis, and Partha Talukdar. 2020. NHP: Neural hypergraph link prediction. In *CIKM*.
- [150] Jielong Yan, Yifan Feng, Shihui Ying, and Yue Gao. 2024. Hypergraph dynamic system. In *ICLR*.
- [151] Yuguang Yan, Yuanlin Chen, Shibo Wang, Hanrui Wu, and Ruichu Cai. 2024. Hypergraph Joint Representation Learning for Hypervertices and Hyperedges via Cross Expansion. In *AAAI*.
- [152] Yichao Yan, Jie Qin, Jiaxin Chen, Li Liu, Fan Zhu, Ying Tai, and Ling Shao. 2020. Learning multi-granular hypergraphs for video-based person re-identification. In *CVPR*.
- [153] Chaoqi Yang, Ruijie Wang, Shuochao Yao, and Tarek Abdelzaher. 2022. Hypergraph learning with line expansion. In *CIKM*.
- [154] Chaoqi Yang, Ruijie Wang, Shuochao Yao, and Tarek Abdelzaher. 2022. Semi-supervised hypergraph node classification on hypergraph line expansion. In *CIKM*.
- [155] Zhilin Yang, William Cohen, and Ruslan Salakhudinov. 2016. Revisiting semi-supervised learning with graph embeddings. In *ICML*.
- [156] Jaehyuk Yi and Jinkyoo Park. 2020. Hypergraph convolutional recurrent neural network. In *KDD*.
- [157] Jaemin Yoo, Hyunsik Jeon, Jinhong Jung, and U Kang. 2022. Accurate node feature estimation with structured variational graph autoencoder. In *KDD*.
- [158] Se-eun Yoon, Hyungseok Song, Kijung Shin, and Yung Yi. 2020. How much and when do we need higher-order information in hypergraphs? a case study on hyperedge prediction. In *WWW*.
- [159] Jiaxuan You, Jonathan M Gomes-Selman, Rex Ying, and Jure Leskovec. 2021. Identity-aware graph neural networks. In *AAAI*.
- [160] Yuning You, Tianlong Chen, Yongduo Sui, Ting Chen, Zhangyang Wang, and Yang Shen. 2020. Graph contrastive learning with augmentations. In *NeurIPS*.
- [161] Shan Yu, Hongdian Yang, Hiroyuki Nakahara, Gustavo S Santos, Danko Nikolić, and Dietmar Plenz. 2011. Higher-order interactions characterized in cortical activity. *Journal of neuroscience* 31, 48 (2011), 17514–17526.
- [162] Jiying Zhang, Yuzhao Chen, Xi Xiao, Runiu Lu, and Shu-Tao Xia. 2022. Learnable hypergraph laplacian for hypergraph learning. In *ICASSP*.
- [163] Junwei Zhang, Min Gao, Junliang Yu, Lei Guo, Jundong Li, and Hongzhi Yin. 2021. Double-scale self-supervised hypergraph learning for group recommendation. In *CIKM*.
- [164] Jiying Zhang, Fuyang Li, Xi Xiao, Tingyang Xu, Yu Rong, Junzhou Huang, and Yatao Bian. 2022. Hypergraph convolutional networks via equivalency between hypergraphs and undirected graphs. *ICML Workshop on Topology, Algebra, and Geometry in Machine Learning*.
- [165] Muhan Zhang and Yixin Chen. 2018. Link prediction based on graph neural networks. In *NeurIPS*.
- [166] Ruochi Zhang, Yuesong Zou, and Jian Ma. 2020. Hyper-SAGNN: a self-attention based graph neural network for hypergraphs. In *ICLR*.
- [167] Zizhao Zhang, Yifan Feng, Shihui Ying, and Yue Gao. 2022. Deep hypergraph structure learning. *arXiv preprint arXiv:2208.12547* (2022).
- [168] Sen Zhao, Wei Wei, Xian-Ling Mao, Shuai Zhu, Minghui Yang, Zujie Wen, Danyang Chen, and Feida Zhu. 2023. Multi-view hypergraph contrastive policy learning for conversational recommendation. In *SIGIR*.
- [169] Yusheng Zhao, Xiao Luo, Wei Ju, Chong Chen, Xian-Sheng Hua, and Ming Zhang. 2023. Dynamic hypergraph structure learning for traffic flow forecasting. In *ICDE*.
- [170] Yijia Zheng and Marcel Worring. 2024. Co-Representation Neural Hypergraph Diffusion for Edge-Dependent Node Classification. *arXiv preprint arXiv:2405.14286* (2024).
- [171] Luo Zhezheng, Mao Jiayuan, Tenenbaum Joshua B., and Kaelbling Leslie, Pack. 2023. On the expressiveness and generalization of hypergraph neural networks. In *LoG*.
- [172] Peng Zhou, Zongqian Wu, Xiangxiang Zeng, Guoqiu Wen, Junbo Ma, and Xiaofeng Zhu. 2023. Totally dynamic hypergraph neural network. In *IJCAI*.
- [173] Xue Zhou, Bei Hui, Ilana Zeira, Hao Wu, and Ling Tian. 2023. Dynamic relation learning for link prediction in knowledge hypergraphs. *Applied Intelligence* 53, 22 (2023), 26580–26591.
- [174] Yuxuan Zhou, Zhi-Qi Cheng, Chao Li, Yanwen Fang, Yifeng Geng, Xuansong Xie, and Margret Keuper. 2022. Hypergraph transformer for skeleton-based action recognition. *arXiv preprint arXiv:2211.09590* (2022).
- [175] Fanglin Zhu, Shunyu Chen, Yonghui Xu, Wei He, Fuqiang Yu, Xu Zhang, and Lizhen Cui. 2022. Temporal hypergraph for personalized clinical pathway recommendation. In *BIBM*.
- [176] Zhaocheng Zhu, Zuobai Zhang, Louis-Pascal Xhonneux, and Jian Tang. 2021. Neural bellman-ford networks: A general graph neural network framework for link prediction. In *NeurIPS*.
- [177] Minhao Zou, Zhongxue Gan, Yutong Wang, Junheng Zhang, Dongyan Sui, Chun Guan, and Siyang Leng. 2024. Unig-encoder: A universal feature encoder for graph and hypergraph node classification. *Pattern Recognition* 147 (2024), 110115.