
Merging Text Transformer Models from Different Initializations

Neha Verma¹ Maha Elbayad²

Abstract

Recent work on one-shot permutation-based model merging has shown impressive low- or zero-barrier mode connectivity between models from completely different initializations. However, this line of work has not yet extended to the Transformer architecture, despite its dominant popularity in the language domain. Therefore, in this work, we investigate the extent to which separate Transformer minima learn similar features, and propose a model merging technique to investigate the relationship between these minima in the loss landscape. The specifics of the architecture, like its residual connections, multi-headed attention, and discrete, sequential input, require specific interventions in order to compute model permutations that remain within the same functional equivalence class. In merging these models with our method, we consistently find lower loss barriers between minima compared to model averaging for several models trained on a masked-language modeling task or fine-tuned on a language understanding benchmark. Our results show that the minima of these models are less sharp and isolated than previously understood, and provide a basis for future work on merging separately trained Transformer models.

1. Introduction

The geometry of loss landscapes is the subject of extensive prior work attempting to understand the behavior and properties of different minima (Kawaguchi, 2016; Li et al., 2018; Du et al., 2019). Prior work on understanding the loss landscapes of deep neural networks has found different types of geometric paths of low loss between converged models, demonstrating a degree of connectedness between these separately trained minima (Freeman & Bruna, 2017; Garipov et al., 2018; Tatro et al., 2020). These findings have

¹Center for Language and Speech Processing, Johns Hopkins University ²Meta. Correspondence to: Neha Verma <nverma7@jhu.edu>.

restructured our understanding of the relationship between different minima in loss space by uncovering entire low-loss regions in which several minima may be co-located.

A related line of work finds specifically *linear* paths between differently initialized models, where the linear interpolations of these minima have low loss like either endpoints (Entezari et al., 2022; Ainsworth et al., 2023). This connectivity is feasible by transforming the weights of the models, without changing their function, in order to compare them within a more similar loss space. The types of transformations exploit inherent model symmetries that are achievable via permuting model features, where the same underlying function may have numerous valid parameter configurations. So far, this work has mostly covered simple architectures like multi-layer perceptrons or VGGNets (Simonyan & Zisserman, 2015). Some work has included ResNets as well (He et al., 2016), and show that only wider ResNets can be merged with much smaller loss than standard versions (Ainsworth et al., 2023; Stoica et al., 2024).

While this research has led to important conclusions about loss landscapes between separately trained models, the Transformer architecture has been largely unexplored in terms of understanding its permutation symmetries and loss landscape geometry. Prior work has emphasized the importance of understanding loss landscape geometry, as a better understanding of loss geometry can lead to improvements in optimization techniques, ensembling, and model merging techniques (Garipov et al., 2018; Ainsworth et al., 2023). There has been some prior work in merging Transformer architectures (Jin et al., 2023; Imfeld et al., 2023), but these either do not account for models from separate initializations, or do not create valid permutation mappings that transform a model into another member of its symmetric equivalence group (Chen et al., 1993).

Therefore, in this work, we explore the extent to which separately trained Transformer models learn similar representations, and then propose permutation-based merging method to align representations from these separate models. With this, we can study the extent of the connectivity between their minima in loss space in order to extend our understanding of loss landscape geometry to this important and popular architecture. We specifically investigate their connectivity through the lens of permutation-invariant linear mode con-

nectivity (Entezari et al., 2022). Our permutation-based merging method builds upon prior work from Ainsworth et al. (2023), but focuses on necessary interventions needed for the Transformer architecture, such as merging Multi-Headed Attention, and the inputs/outputs of each residual connection.

Our contributions are the following:

1. We introduce a new model merging algorithm based on model permutations that combines Transformers from separate initializations.
2. We demonstrate reduced loss barriers between masked language models trained from completely separate initializations compared to vanilla merging.
3. We extend our approach to fine-tuned models and show consistently smaller loss barriers between models compared to vanilla merging.

In Section 2, we discuss related work to place our contributions in context of the existing literature. In Section 3, we describe our method for computing the permutations needed to align two Transformer minima in order to compare them in loss space. We outline the models, data, and evaluation used to test our approach in Section 4. Finally, we discuss our findings and analysis in Section 5.¹

2. Related Work

Loss Landscape & Mode Connectivity. Deep neural networks are typically trained by optimizing a loss function with an SGD variant. Loss landscapes of these networks have been shown to contain infinitely many global minimizers that are equally reachable via SGD (Kawaguchi, 2016; Du et al., 2019). Overparameterization is one of the reasons behind the abundance of minima leading to different functions that behave similarly on the training data (Nguyen et al., 2019; Simsek et al., 2021; Liu et al., 2022). Permutation and scaling invariances also lead to functionally identical minima that differ in the weight space (Tatro et al., 2020; Entezari et al., 2022).

Prior work has established that the optima of loss functions are in fact connected by simple curves over which training and test accuracy are nearly constant (no loss barrier) (Freeman & Bruna, 2017; Garipov et al., 2018; Draxler et al., 2018). This phenomenon is referred to as *mode connectivity*. Entezari et al. (2022) conjectured that if the permutation invariances of neural networks are taken into account, these optima are linearly mode connected, i.e. the linear path connecting these two models has no loss barrier. This is *linear mode connectivity*.

¹We release our code at <https://github.com/nverma1/merging-text-transformers>

Interpolating Models Empirically, linear interpolation between neural network weights has become an important tool. In the context of fine-tuning the same large pre-trained model, averaging models enabled state-of the art accuracy on ImageNet (Wortsman et al., 2022). Wortsman et al. (2022); Rame et al. (2022) established that if fine-tuned models lie in a single low error basin, then weight averaging performs similarly to ensembling. It is however not guaranteed that finetuned models (starting from the same initialization) will reside in the same loss basin.

Prior work on linear interpolation-based model merging has focused on improving the algorithms used to bring the hidden units of two networks into alignment, in order to reduce the barrier to interpolation between them. Singh & Jaggi (2020) develop a strong optimal transport-based method which allows linear interpolation between a pair of ResNet networks (He et al., 2016). Entezari et al. (2022) use an approach based on simulated annealing (Zhan et al., 2016) in order to find permutations such that wide MLPs trained on MNIST can be linearly interpolated with a barrier of nearly zero. Ainsworth et al. (2023) develop several permutation-based algorithms for MLPs and ResNets, and demonstrate zero-barrier linear mode connectivity on widened ResNets. Stoica et al. (2024) extend this work and allow for feature merges to happen within each model as well, removing internal feature redundancies and improving model merging outcomes.

3. Proposed Transformer Merging Method

In this section, we describe the components of our method that address how to permute specific portions of a Transformer model θ_B in order to bring them into alignment with a separately trained model, θ_A . Extending permutation-based model merging to Transformers is non-trivial as they have more complicated connections than simpler MLP-like architectures. We discuss how we find permutation matrices computed from feature correlations, and then we specifically address the parameters involved in multi-headed attention, skip/residual connections, and pre- and post-net parameters. We diagram a transformer layer in Figure 1, and the proposed permutation operations that we describe in detail throughout this section.

3.1. Computing Correlation and Permutation Matrices

Given two models trained on the same data but from separate initializations, θ_A and θ_B , we compute post-activation features for each layer or sublayer parameter $W_\ell \subset \theta$ in order to determine which features might correspond between models (Ainsworth et al., 2023; Stoica et al., 2024). In our setting, features are computed at the token level, and all special non-vocabulary and non-padding tokens are always included (such as [SEP], [CLS]). We

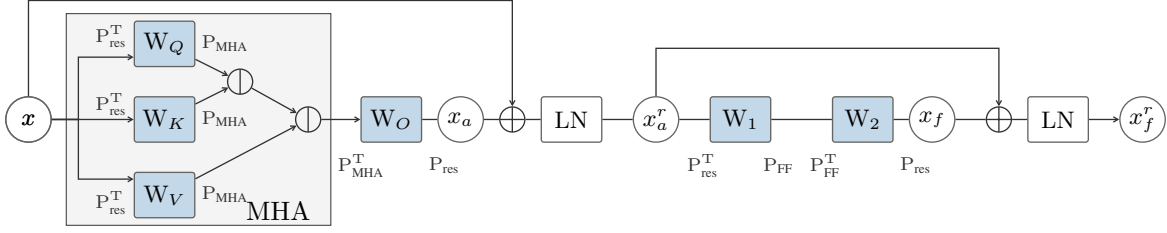


Figure 1. Example of a transformer layer with its parameters outlined in blue boxes, specific hidden states as circles, and the flow of operations indicated with arrows. \odot indicates the dot-product operation, and \oplus indicates addition. LN refers to LayerNorm modules. We include permutation and inverse permutation matrices at each weight matrix to indicate the proposed operations from our method. P_{res} refers to the residual permutation, P_{MHA} refers to the multi-headed attention (MHA) permutation, and P_{FF} aligns the feed-forward layers.

compute d -dimensional activations across n tokens from both models $X_A, X_B \in \mathbb{R}^{n \times d}$, and then determine feature relatedness via cross-correlation computed as the following:

$$C = \text{corr}(X_A, X_B) = \frac{\mathbb{E}[(X_A - \mu_{X_A})^T (X_B - \mu_{X_B})]}{\sigma_{X_A} \sigma_{X_B}}, \quad (1)$$

where σ is a standard deviation vector, and μ is a mean vector. We choose to standardize and mean-center the features before comparing them because the magnitude of feature values can vary greatly in some pre-trained Transformers (Puccetti et al., 2022). Then, given $C \in \mathbb{R}^{d \times d}$, we compute an optimal permutation as the following:

$$\arg \max_{\pi} \sum_{i=1}^d C(i, \pi(i)), \quad (2)$$

where π is a permutation mapping of $\{1, 2, \dots, d\}$. This assignment problem optimization can be solved using the Jonker-Volgenant algorithm (Crouse, 2016; Tatro et al., 2020; Ainsworth et al., 2023).

After converting π to its corresponding permutation matrix P , we can apply P to the original weight matrix $W_{\ell}^B \subset \theta_B$ so that the order of the layer’s features most closely resembles that of $W_{\ell}^A \subset \theta_A$:

$$W_{\ell}^{B'} \leftarrow P W_{\ell}^B. \quad (3)$$

We then apply $P^T = P^{-1}$ to the next layer in order to unpermute the new ordering in model θ_B :

$$W_{\ell+1}^{B'} \leftarrow W_{\ell+1}^B P^T. \quad (4)$$

After applying all computed permutations to θ_B to get $\theta_{B'}$, the final merged model is computed as $\lambda \theta_A + (1 - \lambda) \theta_{B'}$ for some $\lambda \in [0, 1]$.

3.2. Multi-Headed Attention

In finding corresponding neurons in the Multi-Headed Attention (MHA) parameters, namely the key (W_K), query

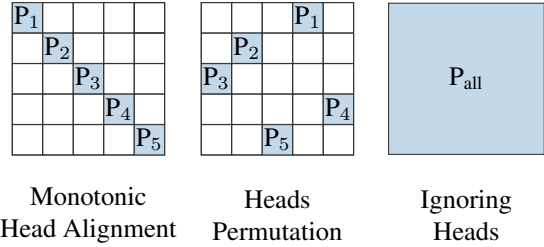


Figure 2. Example permutation matrices resulting from different strategies for attention head alignment. Each P_i reflects permutations for features within attention heads.

(W_Q), value (W_V), and linear layer (W_O) weights, we propose several methods to compute potential permutation matrices.

For each of the key, query, and value weights, the full parameter $W \in \mathbb{R}^{d_{\text{model}} \times d_{\text{model}}}$ is logically partitioned into H attention heads each of output dimension $d_k = d_{\text{model}}/H$ (Vaswani et al., 2017). In order to apply a permutation to these full weight matrices and maintain the functional equivalence of the overall model, permutations must operate on each attention head separately, and not permute features between attention heads. This is because the final hidden vector from MHA reflects a concatenation of the result from each head, which are computed separately with weights $W_{K_i}, W_{Q_i}, W_{V_i}$ for head i .

Since our models are trained from distinct initializations, the correspondence of their attention heads may differ in addition to the correspondence of features within each head. This distinction is diagrammed in the first two permutations of Figure 2. We collect features from just after the attention computation and before the linear layer following attention. These features are the aforementioned concatenations. We first compute $C = \text{corr}(X_A, X_B)$ and then partition this correlation matrix by heads into $d_k \times d_k$ correlation matrices, for each potential attention head pair. We then compute the optimal permutation for each unique head pair (j, k) , and

store its head-internal permutation and cost from

$$\text{cost}(j, k) = \max_{\pi} \sum_{i=1}^{d_k} C_{jk}(i, \pi(i)). \quad (5)$$

where C_{jk} refers to the specific partition of the overall correlation matrix. We then compute the outer head correspondence permutation with a new assignment problem:

$$\pi_{\text{outer}} = \arg \max_{\pi} \sum_{h=1}^H \text{cost}(h, \pi(h)). \quad (6)$$

The outer permutation dictates the subset of previously computed inner permutations used in the final permutation, and the order in which to concatenate them, resulting in our 2-staged MHA permutation. We show this approach in Algorithm 1. We note that LinearSumAssignment refers to the specific assignment problem we encounter in our method.

Algorithm 1 Multi-Headed Attention Permutation

Input: Correlation Matrix C , head dimension d_k , number of heads, h
for $i = 1$ **to** d_k **do**
 for $j = i$ **to** d_k **do**
 $\pi_{ij}, \text{costs}(i, j) = \text{LinearSumAssignment}(C_{ij})$
 end for
end for
 $\pi_{\text{outer}} = \text{LinearSumAssignment}(\text{costs})$
 $\pi_{\text{final}} = \text{concat}(\pi_{i, \pi_{\text{outer}}(i)})$
Output: π_{final}

The resulting permutation matrix P_{MHA} applies as following: P_{MHA}^T can apply to W_O as described previously, but we apply P_{MHA} to each of W_V , W_K , and W_Q . We note that the $\langle W_{Q_i}x, W_{K_i}x \rangle$ dot-product attention operation multiplies away the head dimension d_k , meaning we do not necessarily have to use the same permutation for W_V and $\{W_Q, W_K\}$. However, we still have to use the same outer permutation for all three matrices, as the attention weights resulting from $\langle W_{Q_i}x, W_{K_i}x \rangle$ are still head-specific. In experimentation, we do not find a notable difference between using a separate permutation for $\{W^Q, W^K\}$ ², and using the same permutation for W_Q, W_K and W_V . Therefore, we consider only the latter case for simplicity.

We show an example of an output from our proposed algorithm in Figure 2, as well as some alternative approaches to permuting MHA weights. The first permutation matrix shows the resulting block-diagonal structure of assuming that heads are aligned between different minima. The second matrix shows an example from our method, and the

²This permutation would be computed from features $W_{Q_i}x$ and $W_{K_i}x$

third matrix disregards head structure and allows permuting features across heads. We note that ignoring heads will not lead to a valid permutation π where $f(x; \theta) = f(x; \pi(\theta))$, but we still include it for experimental comparisons.

3.3. Residual Connections

Each Transformer layer, assuming no cross-attention, contains two residual connections. We diagram the residual connections of a Transformer layer and their relationships to model parameters in Figure 1. The first connection skips past the multi-headed attention sublayer, and the second connection skips past the feed-forward sublayers, as diagrammed. The connections can be formulated as the following, where LN refers to LayerNorm:

$$\begin{aligned} x_a^r &= \text{LN}(W_O \text{MHA}(x) + x), \\ x_f^r &= \text{LN}(W_2 \text{ReLU}(W_1 x_a^r) + x_a^r). \end{aligned} \quad (7)$$

As seen in the equations, the input and output of both sublayers are added to create a new output, which implies that if a permutation operation is applied to the output state, the permutation needs to be the same for both addends.

We note that the addends are normalized via the LayerNorm module, and any permutation to the output would need to permute the features of the LayerNorm module as well. We apply the permutation to the weights of LN. Because LN is not a full weight matrix, and maintains the same feature ordering as its input, we must apply the permutation to the addends of the residual connections as well (Stoica et al., 2024).

Now, ignoring the parameters from the LayerNorm module for a moment, we see that applying the permutation to the output of the second residual connection leads to the following:

$$\begin{aligned} P x_f^r &= P (W_2 \text{ReLU}(W_1 x_a^r) + x_a^r) \\ &= P W_2 \text{ReLU}(x_a^r) + P x_a^r \\ &= P W_2 \text{ReLU}(x_a^r) + P (W_O \text{MHA}(x) + x). \end{aligned} \quad (8)$$

We see that due to the residual structure, any permutation applied to second feed-forward weight parameter, W_2 , must also be applied to MHA, or more specifically the W_O matrix. To unpermute these features, we apply P^T to where the permuted x_a^r and x_f^r states become inputs, which are W_1 and $\{W_Q, W_V, W_K\}$, respectively.

Because the input to each layer must be permuted Px , and the output of each layer is also permuted Px_f^r , we can see that the entire Transformer architecture uses the same $\{P, P^T\}$ matrices for all the weights involved in residual connections. This is unlike our other proposed permutations for multi-headed attention which are specific to each

Transformer layer. At the ends of the models, namely the embedding layer(s) and output layer(s), we also apply these transformations, as the input to the first Transformer block and the output of the last Transformer block are permuted. We apply this P to the embedding weights, including positional and any special token embeddings, and at the final layer, we apply P^T to the weight matrix immediately following the last Transformer block LayerNorm. This is usually a pooling or dense layer, depending on the model task.

Because of the multiple potential features, that could contribute to the computation of the residual permutations, from both x_a^r and x_f^r across all layers, we consider several strategies for learning these mappings. We test 4 approaches: *First* refers to only obtaining features from the features immediately following the embedding layer(s). *Last* refers to only obtaining features from just after the final Transformer layer’s LayerNorm. *All* refers to concatenating all features x_f^r , and x_a^r from all Transformer layers, and *separate* refers to computing 2 $\{P, P^T\}$ pairs per Transformer layer, one for x_f^r , and the other for x_a^r . The *separate* approach also does not lead to a valid permutation like *Ignore Heads* in Section 3.2, but we also include it for experimental comparisons.

3.4. Feed-Forward and Output Layers

Unlike the residual stream or Multi-Headed attention, Feed-Forward sub-layers require no special attention in order to permute them into a new space. We simply compute correlations from the features after the computation of the first Feed-Forward layer (W_1), and compute P, P^T separately for each Transformer layer. We apply these permutations as described in Section 3.1:

$$\begin{aligned} W'_1 &\leftarrow PW_1 \\ W'_2 &\leftarrow W_2P^T \end{aligned} \quad (9)$$

As many models have task-specific output layers like classification heads or masked-language modeling heads, there is also another permutation able to be computed between a pooling/dense layer and the actual model head, which tends to also be a linear layer. This permutation mapping would proceed as normal, like the feed-forward example, but we do not include it in our experimentation as we see no notable differences in its inclusion.

4. Experimental Settings

4.1. Models

We investigate Transformer encoder-based masked language models in this work. Specifically, we consider 5 different BERT models, seeds 1 through 5, from the MultiBERTs reproductions (Devlin et al., 2019; Sellam et al., 2021). Each of these models is a bert-base-uncased checkpoint, but trained with a different random initialization and random

batch ordering. These properties are the type of SGD-related variation we seek to study between different minima. All models use the same original BERT vocabulary and tokenizer. All of our reported experiments include a mean and standard error across the 10 unique pairings resulting from our 5 different models.

For classification tasks, we fine-tune each of the MultiBERTs models with a randomly initialized classification head, including pooling layer and classification layer weights. We keep the head initializations the same across models.

We report vanilla averaging as our main baseline for comparison, computed as $\theta_{\text{avg}} = \frac{1}{2}(\theta_A + \theta_B)$.

4.2. Tasks and Datasets

We focus on two different tasks to test our method. We use the masked language modeling task to test our base method, as this is the main task that BERT and many other pretrained Transformer encoded models are trained with. We also consider fine-tuning these models for classification tasks, and then comparing them in their fine-tuned state. We use the General Language Understanding Evaluation (GLUE) benchmark (Wang et al., 2018) for our classification tasks, and exclude WNLI as in Devlin et al. (2019). GLUE is a set of 8 diverse natural language understanding classification tasks. We report scores on GLUE test sets from our reproductions in Table 4 in Appendix A.

For our experiments on masked language modeling, we use the validation set of the Wikitext-103 benchmark as our evaluation data (Merity et al., 2016)³. For computing model activations, we extract a random sample of just over 1 million sentences of the Books corpus (Zhu et al., 2015). For a majority of our experiments, we sample 100k sentences and use this subset to compute features, unless stated otherwise. We take a diverse sample across different genres among the books available. We choose the Books corpus as it is part of the original pre-training data from BERT (Devlin et al., 2019).

For GLUE experiments, we use the full training data for each of the tasks to compute features, and the full validation sets to compute losses. The amount of data available for each task varies, and statistics are also reported in Table 4 in Appendix A.

4.3. Evaluation

To compute loss barriers, we compute several interpolations of θ_A and θ_B , as $\lambda\theta_A + (1 - \lambda)\theta_B$. Specifically, we use 21 samples evenly spaced between $\lambda = 0$ and $\lambda = 1$, inclusive. We use the definition of loss-barrier as Frankle & Carbin

³We obtain the wikitext-103-raw-v1 version, available from <https://huggingface.co/datasets/wikitext>

(2018)⁴, defined as the maximum difference between the loss of an interpolation and the average loss of the base models:

$$\max_{\lambda} \mathcal{L}(\lambda\theta_A + (1 - \lambda)\theta_B) - \frac{1}{2}(\mathcal{L}(\theta_A) + \mathcal{L}(\theta_B)). \quad (10)$$

To compute MLM loss/pseudo-perplexity, we use a masking probability of $p = 0.15$ across block sizes of 128 tokens. For N masked samples in text \mathbf{W} , we compute pseudo-perplexity as:

$$\text{Pseudo-PPL}(\mathbf{W}; \theta) = 2^{-\frac{1}{N} \sum_{i=1}^N \log_2 p_{\theta}(w_i | \mathbf{W}_{\setminus i})}. \quad (11)$$

We report loss on GLUE tasks as normal, defined by each task, across the entire validation set.

5. Results and Analysis

5.1. By component

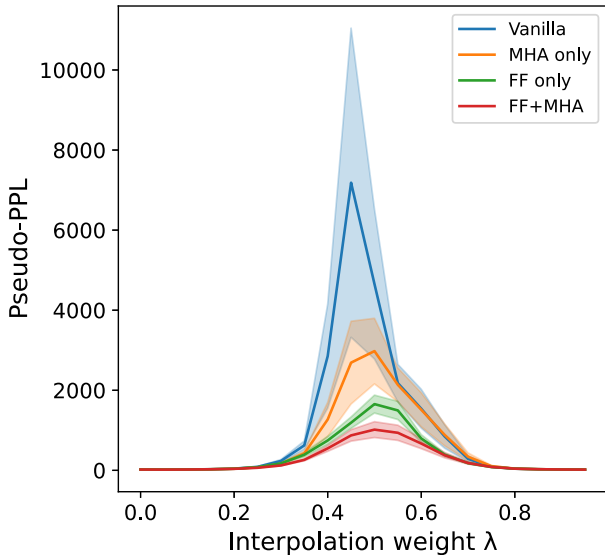


Figure 3. Pseudo-perplexity scores of BERTs, trained on the masked language modeling task, combined using our method. Curves differ by which components they merge. Results across 10 merges are shown with standard error regions shaded around each curve. Each additional merged component leads to further barrier reduction.

We report results on the 10 MultiBERTs merges after merging different sets of Transformer components described in Section 3. We show pseudo-perplexity results across the range of interpolations, displayed Figure 3. We report vanilla averaging, merging all feed-forward sublayers, merging all multi-headed attention sublayers, and merging all

⁴Referred to as *linear interpolation instability* in this work.

feed-forward sublayers and all multi-headed attention sublayers. Aligning and merging either the feed-forward sublayers or the attention sublayers clearly leads to a perplexity reduction over the baseline, and their combination leads to a stark reduction, of almost $7\times$ the original perplexity at $\lambda = 0.5$. We do not include permuting parameters involved in residual connections (Section 3.3) and the output projection (Section 3.4) here as they do not outperform merging only feed-forward and attention sublayers. We discuss the residual connections further in Section 5.3.

The consistently reduced barrier between minima indicates that these different models are connected with a lower loss path than seen without considering these models within a more similar loss space. We note that we do not observe a linear or convex loss path between these models, as sometimes observed in previous work on MLPs, ResNets, and VGGs (Tatro et al., 2020; Entezari et al., 2022; Ainsworth et al., 2023). In this prior work, the same data is generally used to train models, compute activations for alignment and merging, and compute loss barriers. Due to the extensive pretraining data of these masked language models, and the limited alignment and evaluation data we use, we do not test for linear mode connectivity in the same manner. Instead, the stark loss reduction seems to indicate that minima are connected with a barrier *at least as high* as what we report.

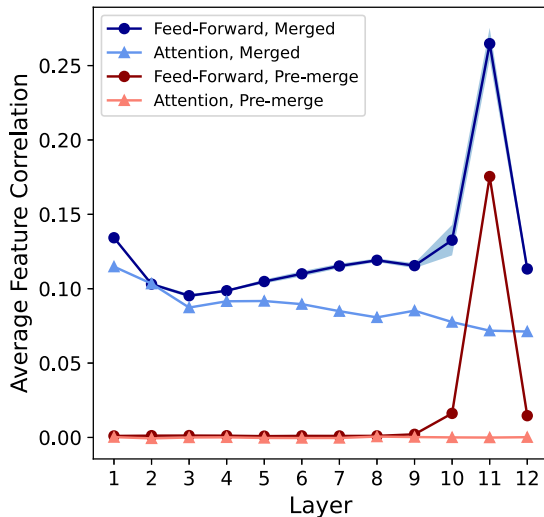


Figure 4. Average feature correlations between layers from different MultiBERTs. We report correlations for both Feed-Forward and MHA features. Both components see much higher average correlation after applying their respective component permutations. Values are averaged over 10 merges, with standard error regions shaded.

In understanding the extent to which these different Transformers learn similar representations throughout the model, we compute the average feature correlations between all 10 masked language model pairs. We report correlations for

attention and feed-forward layer features before and after applying our method. Individual correlations are computed between features of the same index. We show these values in Figure 4. We find that the average feature correlations of aligned models are significantly higher than those of the original models, but still no higher than 0.3. Previous work has reported higher average correlations on different architectures like ResNets (Tatro et al., 2020), but in the image domain. Some pre-trained transformers are also known to be sparsely activated and able to be pruned heavily (Li et al., 2023; Dalvi et al., 2020), which may also lead to lower average feature correlations.

5.2. Multi-headed attention

Table 1. Loss Barriers of merged MultiBERTs with feed-forward and attention components merged. Methods describe which MHA algorithm was applied. Loss barriers are the largest difference between an interpolation and the average of the individual model losses. Maintaining head structure in the permutation while allowing different head correspondences between models is the most optimal permutation.

Method	Loss Barrier ↓	Std. Err.
<i>Vanilla Attention Avg.</i>	4.31	0.21
Monotonic Head Alignment	4.13	0.20
Ignore-Heads	3.97	0.25
Head-Perm	3.71	0.23

We report loss barriers for our Head-Permutation multi-headed attention approach as compared to some alternatives also described in Section 3.2 in Table 1. These results reflect permuting both attention parameters as well as feed-forward parameters. We see that our proposed Head-Permutation approach for the attention sub-layer outperforms simple attention averaging, as well as approaches ignoring the multi-headed structure of the weight parameters (*Ignore-Heads*), and not allowing for different head correspondences across different models (*Monotonic*). We also show an example correlation matrix between the first multi-headed attention layer from 2 different MultiBERTs models in Figure 5. The correlation matrix shows clear attention head boundaries, as well as a scattered pattern that supports our proposed technique that does not assume any monotonically ordered head correspondence.

5.3. Residual Stream

As described in Section 3.3, many of the permutation operations in the Transformer architecture are shared due to its repeated Add&Norm components. This linkage results in a huge reduction in the number of permutation symmetries of the Transformer architecture, and therefore the number

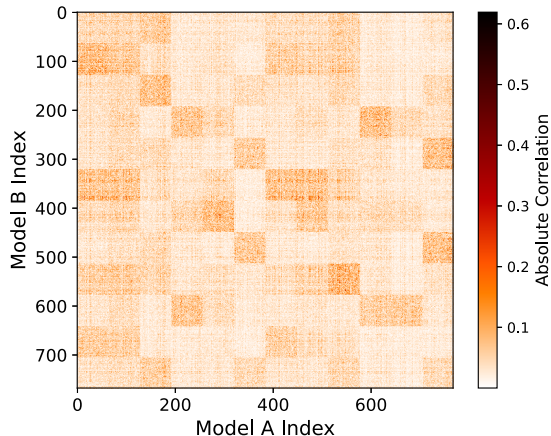


Figure 5. Visualization of a correlation matrix between features from the seventh multi-headed attention layer from 2 different MultiBERTs models. 12 attention head boundaries are clearly visible, and highly correlated regions do not necessarily correspond to the same attention head indices, supporting our two-stage permutation method.

of valid permutations of parameters involved in the residual stream. We report the loss barriers after applying our permutation alignment to only the parameters involved in the residual connections in Table 2. We find that an identity permutation performs significantly better than all other proposed approaches. Even the separate permutation approach does not outperform using the identity matrix I_d as the residual merge. This approach does not even create a valid Transformer symmetry, but has many more degrees of freedom than the other proposed approaches.

Table 2. Loss Barriers of merged MultiBERTs with only residual components merged. Methods describe which features were used to compute permutations. Loss barriers are the largest difference between an interpolation and the average of the individual model losses. As there is only one $\{P, P^T\}$ pair for the entire residual stream, identity permutations outperform our learned approaches.

Method	Loss Barrier ↓	Std. Err.
Identity	4.95	0.38
First	7.58	0.19
Last	7.41	0.18
All	7.34	0.22
Separate	9.38	0.49

5.4. Amount of Data

We report loss barriers on the masked language modeling task while varying the amount of sentences used to compute correlations. All previous experiments are reported on $\sim 100k$ sentences. We combine feed-forward and attention

layers in this setting. Results are shown in Figure 6. Values are fairly similar across data amounts, suggesting that there is no strong relationship between the amount of data used and the overall loss barrier. We do see, however, small variations between different data amounts, which are likely due to the content of the different sets of sentences used to create the correlation matrices. We believe that more than the quantity of tokens, the type and quality of text used for computing correlations likely matters more. We leave further investigation into specific data sources for aligning text-based Transformer models for future work.

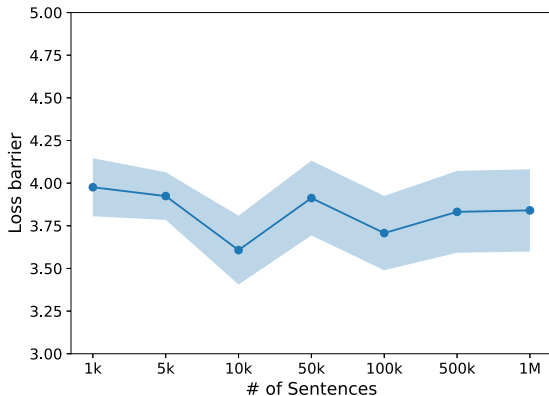


Figure 6. Loss barriers on the masked language modeling task with different data amounts used for computing features. Standard error regions are shaded. The amount of data does not have a strong directional relationship with the size of the loss barrier in this setting.

5.5. GLUE Results

We investigate loss barriers between fine-tuned BERT models across 8 different GLUE tasks. We compare loss barriers from vanilla averaging to those obtained after applying our method to combine the models. Different from our result on masked language modeling, we include residual permutations as we find it has a slight decrease in loss barriers over just feed-forward and attention permutations. We use the *First* approach to compute residual permutations. We report these results in Table 3. We additionally include loss barrier curves for all 8 tasks in Appendix B in Figure 7.

While we are able to observe lower loss barriers between minima, the trends of loss reduction across interpolations is inconsistent, especially compared to the masked language modeling setting. For example, while the maximum loss of vanilla averaging is higher than the maximum loss of our approach, there are still other interpolation weights where the loss of our approach is instead higher than vanilla averaging. We also note an interesting pattern of lower loss than either parent model for several tasks around $\lambda = 0.15$ and again at $\lambda = 0.85$. Additionally, the loss barrier curves

Table 3. Loss barriers for both vanilla averaging of fine-tuned BERT models, and barriers for BERT models merged with our method. In this setting, we merge feed-forward, attention, and residual components. Residual mergers are conducted using the *First* strategy. 6 of 8 tasks see a loss barrier reduction in using our method.

	Vanilla averaging		Ours	
	Barrier ↓	Error	Barrier ↓	Error
MNLI-mm	0.61	0.03	0.72	0.08
QQP	1.37	0.09	1.20	0.11
QNLI	0.64	0.04	0.77	0.06
SST-2	0.42	0.04	0.36	0.07
CoLA	1.31	0.14	1.11	0.13
STS-B	5.15	0.44	4.24	0.35
MRPC	2.74	0.08	1.93	0.11
RTE	0.53	0.04	0.41	0.05

of some vanilla merges between these fine-tuned models have different behavior than their pretrained alternatives, as seen in Figure 7 with the presence of “M” like loss curve shapes between minima. While our method can extend to this setting to find a lower loss path between fine-tuned minima, it is unclear which kind of data is necessary to observe the lowest loss path. We leave further investigation into connecting fine-tuned models, and further understanding of their pre-merging connectivity in loss space, for future work.

6. Discussion and Conclusion

By considering the set of functionally equivalent Transformers reachable using permutation mappings, we can consistently find linear paths between models with lower loss than the path obtained via vanilla interpolation. This conclusion about the connectedness between these models has implications on our understanding of the “smoothness” of Transformer loss space and the sharpness of their minima; in comparing minima using our method, they are far less isolated than previously understood. This understanding of the geometric properties of minima can have implications in how we design optimization methods, ensembles of models, and additional merging techniques. For example, it is widely contested whether sharp minima can generalize as well as flat minima across many deep learning models (Keskar et al., 2016; Dinh et al., 2017). In our work, we show that it is necessary to consider permutation invariances of Transformer models when characterizing the geometric properties of their minima.

As we take only a first attempt at connecting separately trained Transformers along a lower loss path, there is much room for future work in understanding Transformer loss

landscapes. A deeper understanding of the relationships between fine-tuned models, Transformer width and loss barriers, and the data needed to compute more informative correlations is needed in order to further characterize the relationship between Transformer minima.

Impact Statement

While it is already difficult to meaningfully characterize the capabilities of a trained model, it is even more difficult to know what an interpolated model’s capabilities are, with respect to their parent models. Our work focuses on the losses of these interpolated models rather of their performance in other aspects. Outside of loss, it is unclear how the performance of these models changes when combined. Thorough testing of interpolated models should be investigated before actual use.

References

- Ainsworth, S., Hayase, J., and Srinivasa, S. Git re-basin: Merging models modulo permutation symmetries. In *The Eleventh International Conference on Learning Representations*, 2023. URL <https://openreview.net/forum?id=CQsmMYm1P5T>.
- Chen, A. M., Lu, H.-m., and Hecht-Nielsen, R. On the geometry of feedforward neural network error surfaces. *Neural Computation*, 5(6):910–927, 1993. doi: 10.1162/neco.1993.5.6.910.
- Crouse, D. F. On implementing 2d rectangular assignment algorithms. *IEEE Transactions on Aerospace and Electronic Systems*, 52(4):1679–1696, 2016. doi: 10.1109/TAES.2016.140952.
- Dalvi, F., Sajjad, H., Durrani, N., and Belinkov, Y. Analyzing redundancy in pretrained transformer models. In Weber, B., Cohn, T., He, Y., and Liu, Y. (eds.), *Proceedings of the 2020 Conference on Empirical Methods in Natural Language Processing (EMNLP)*, pp. 4908–4926, Online, November 2020. Association for Computational Linguistics. doi: 10.18653/v1/2020.emnlp-main.398. URL <https://aclanthology.org/2020.emnlp-main.398>.
- Devlin, J., Chang, M.-W., Lee, K., and Toutanova, K. BERT: Pre-training of deep bidirectional transformers for language understanding. In Burstein, J., Doran, C., and Solorio, T. (eds.), *Proceedings of the 2019 Conference of the North American Chapter of the Association for Computational Linguistics: Human Language Technologies, Volume 1 (Long and Short Papers)*, pp. 4171–4186, Minneapolis, Minnesota, June 2019. Association for Computational Linguistics. doi: 10.18653/v1/N19-1423. URL <https://aclanthology.org/N19-1423>.
- Dinh, L., Pascanu, R., Bengio, S., and Bengio, Y. Sharp minima can generalize for deep nets. In *International Conference on Machine Learning*, pp. 1019–1028. PMLR, 2017.
- Draxler, F., Veschgini, K., Salmhofer, M., and Hamprecht, F. Essentially no barriers in neural network energy landscape. In *International conference on machine learning*, pp. 1309–1318. PMLR, 2018.
- Du, S. S., Zhai, X., Póczos, B., and Singh, A. Gradient descent provably optimizes over-parameterized neural networks. In *International Conference on Learning Representations*, 2019. URL <https://openreview.net/forum?id=S1eK3i09YQ>.
- Entezari, R., Sedghi, H., Saukh, O., and Neyshabur, B. The role of permutation invariance in linear mode connectivity of neural networks. In *International Conference on Learning Representations*, 2022. URL <https://openreview.net/forum?id=dNigytemkL>.
- Frankle, J. and Carbin, M. The lottery ticket hypothesis: Finding sparse, trainable neural networks. In *International Conference on Learning Representations*, 2018.
- Freeman, C. D. and Bruna, J. Topology and geometry of half-rectified network optimization. In *5th International Conference on Learning Representations, ICLR 2017*, 2017.
- Garipov, T., Izmailov, P., Podoprikin, D., Vetrov, D. P., and Wilson, A. G. Loss surfaces, mode connectivity, and fast ensembling of dnns. In *Advances in Neural Information Processing Systems*, 2018.
- He, K., Zhang, X., Ren, S., and Sun, J. Deep residual learning for image recognition. In *Proceedings of the IEEE conference on computer vision and pattern recognition*, pp. 770–778, 2016.
- Imfeld, M., Graldi, J., Giordano, M., Hofmann, T., Anagnostidis, S., and Singh, S. P. Transformer fusion with optimal transport, 2023.
- Jin, X., Ren, X., Preotiuc-Pietro, D., and Cheng, P. Dataless knowledge fusion by merging weights of language models. In *The Eleventh International Conference on Learning Representations*, 2023. URL <https://openreview.net/forum?id=FCnohuR6AnM>.
- Kawaguchi, K. Deep learning without poor local minima. In Lee, D., Sugiyama, M., Luxburg, U., Guyon, I., and Garnett, R. (eds.), *Advances in Neural Information Processing Systems*, volume 29. Curran Associates, Inc., 2016. URL https://proceedings.neurips.cc/paper_files/paper/2016/file/f2fc990265c712c49d51a18a32b39f0c-Paper.pdf.

- Keskar, N. S., Mudigere, D., Nocedal, J., Smelyanskiy, M., and Tang, P. T. P. On large-batch training for deep learning: Generalization gap and sharp minima. In *International Conference on Learning Representations*, 2016.
- Li, H., Xu, Z., Taylor, G., Studer, C., and Goldstein, T. Visualizing the loss landscape of neural nets. *Advances in neural information processing systems*, 31, 2018.
- Li, Z., You, C., Bhojanapalli, S., Li, D., Rawat, A. S., Reddi, S., Ye, K., Chern, F., Yu, F., Guo, R., et al. The lazy neuron phenomenon: On emergence of activation sparsity in transformers. In *Conference on Parsimony and Learning (Recent Spotlight Track)*, 2023.
- Liu, C., Zhu, L., and Belkin, M. Loss landscapes and optimization in over-parameterized non-linear systems and neural networks. *Applied and Computational Harmonic Analysis*, 59:85–116, 2022.
- Merity, S., Xiong, C., Bradbury, J., and Socher, R. Pointer sentinel mixture models. In *International Conference on Learning Representations*, 2016.
- Nguyen, Q., Mukkamala, M. C., and Hein, M. On the loss landscape of a class of deep neural networks with no bad local valleys. In *International Conference on Learning Representations*, 2019. URL <https://openreview.net/forum?id=HJgXsjA5tQ>.
- Puccetti, G., Rogers, A., Drozd, A., and Dell’Orletta, F. Outlier dimensions that disrupt transformers are driven by frequency. In Goldberg, Y., Kozareva, Z., and Zhang, Y. (eds.), *Findings of the Association for Computational Linguistics: EMNLP 2022*, pp. 1286–1304, Abu Dhabi, United Arab Emirates, December 2022. Association for Computational Linguistics. doi: 10.18653/v1/2022.findings-emnlp.93. URL <https://aclanthology.org/2022.findings-emnlp.93>.
- Rame, A., Kirchmeyer, M., Rahier, T., Rakotomamonjy, A., patrick gallinari, and Cord, M. Diverse weight averaging for out-of-distribution generalization. In Oh, A. H., Agarwal, A., Belgrave, D., and Cho, K. (eds.), *Advances in Neural Information Processing Systems*, 2022. URL https://openreview.net/forum?id=tq_J_MqB3UB.
- Ren, Y., Guo, Q., Jin, Z., Ravfogel, S., Sachan, M., Schölkopf, B., and Cotterell, R. All roads lead to rome? exploring the invariance of transformers’ representations. *arXiv preprint arXiv:2305.14555*, 2023.
- Sellam, T., Yadlowsky, S., Tenney, I., Wei, J., Saphra, N., D’Amour, A., Linzen, T., Bastings, J., Turc, I. R., Eisenstein, J., et al. The multiberts: Bert reproductions for robustness analysis. In *International Conference on Learning Representations*, 2021.
- Simonyan, K. and Zisserman, A. Very deep convolutional networks for large-scale image recognition. In *International Conference on Learning Representations*, 2015.
- Simsek, B., Ged, F., Jacot, A., Spadaro, F., Hongler, C., Gerstner, W., and Brea, J. Geometry of the loss landscape in overparameterized neural networks: Symmetries and invariances. In Meila, M. and Zhang, T. (eds.), *Proceedings of the 38th International Conference on Machine Learning*, volume 139 of *Proceedings of Machine Learning Research*, pp. 9722–9732. PMLR, 18–24 Jul 2021. URL <https://proceedings.mlr.press/v139/simsek21a.html>.
- Singh, S. P. and Jaggi, M. Model fusion via optimal transport. In Larochelle, H., Ranzato, M., Hadsell, R., Balcan, M., and Lin, H. (eds.), *Advances in Neural Information Processing Systems*, volume 33, pp. 22045–22055. Curran Associates, Inc., 2020. URL https://proceedings.neurips.cc/paper_files/paper/2020/file/fb2697869f56484404c8ceee2985b01d-Paper.pdf.
- Stoica, G., Bolya, D., Bjorner, J., Hearn, T., and Hoffman, J. Zipit! merging models from different tasks without training. In *The Twelfth International Conference on Learning Representations*, 2024. URL <https://openreview.net/forum?id=LEYUkvdUhq>.
- Tatro, N., Chen, P.-Y., Das, P., Melnyk, I., Sattigeri, P., and Lai, R. Optimizing mode connectivity via neuron alignment. *Advances in Neural Information Processing Systems*, 33, 2020.
- Vaswani, A., Shazeer, N., Parmar, N., Uszkoreit, J., Jones, L., Gomez, A. N., Kaiser, Ł., and Polosukhin, I. Attention is all you need. *Advances in neural information processing systems*, 30, 2017.
- Wang, A., Singh, A., Michael, J., Hill, F., Levy, O., and Bowman, S. GLUE: A multi-task benchmark and analysis platform for natural language understanding. In Linzen, T., Chrupała, G., and Alishahi, A. (eds.), *Proceedings of the 2018 EMNLP Workshop BlackboxNLP: Analyzing and Interpreting Neural Networks for NLP*, pp. 353–355, Brussels, Belgium, November 2018. Association for Computational Linguistics. doi: 10.18653/v1/W18-5446. URL <https://aclanthology.org/W18-5446>.
- Wortsman, M., Ilharco, G., Gadre, S. Y., Roelofs, R., Gontijo-Lopes, R., Morcos, A. S., Namkoong, H., Farhadi, A., Carmon, Y., Kornblith, S., et al. Model soups: averaging weights of multiple fine-tuned models improves accuracy without increasing inference time. In *International Conference on Machine Learning*, pp. 23965–23998. PMLR, 2022.

Zhan, S.-h., Lin, J., Zhang, Z.-j., Zhong, Y.-w., et al. List-based simulated annealing algorithm for traveling salesman problem. *Computational intelligence and neuroscience*, 2016, 2016.

Zhu, Y., Kiros, R., Zemel, R., Salakhutdinov, R., Urtasun, R., Torralba, A., and Fidler, S. Aligning books and movies: Towards story-like visual explanations by watching movies and reading books. In *Proceedings of the IEEE international conference on computer vision*, pp. 19–27, 2015.

A. GLUE Reproduction

We report the average values of our GLUE reproductions across the MultiBERTs models here. We train MNLI-mismatched, QQP, QNLI, SST-2, CoLA, STS-B, and RTE tasks for 3 epochs, and we train MRPC for 5 epochs. We follow all other hyperparameters of the reproduction implemented in [Ren et al. \(2023\)](#).

Task	MNLI-mm	QQP	QNLI	SST-2	CoLA	STS-B	MRPC	RTE
Training instances	392k	363k	108k	67k	8.5k	5.7k	3.7k	2.5k
Validation instances	9.8k	40.4k	5.5k	0.9k	1k	1.5k	0.4k	0.3k
BERT _{BASE}	83.4	71.2	90.5	93.5	52.1	85.8	88.9	66.4
Our Reproduction	84.3 \pm 0.002	87.3 \pm 0.001	91.0 \pm 0.003	91.7 \pm 0.002	58.3 \pm 0.011	89.2 \pm 0.003	90.7 \pm 0.010	66.2 \pm 0.063

Table 4. Results on GLUE for both the original BERT model ([Devlin et al., 2019](#)), and our reproduction across MultiBERTs models 1-5. We report the average and the standard deviation across 5 models. Accuracy is reported for MNLI-mm, QNLI, SST-2, and RTE. F1 scores are reported for QQP and MNLI. Matthews correlation is reported for CoLA, and Spearman-r correlation is reported for STS-B.

B. GLUE Loss Plots

We plot loss barriers for vanilla merging and our method across 8 GLUE tasks. For a majority of the tasks, the loss barrier of interpolations is smaller than that of vanilla merging.

Merging Text Transformer Models from Different Initializations

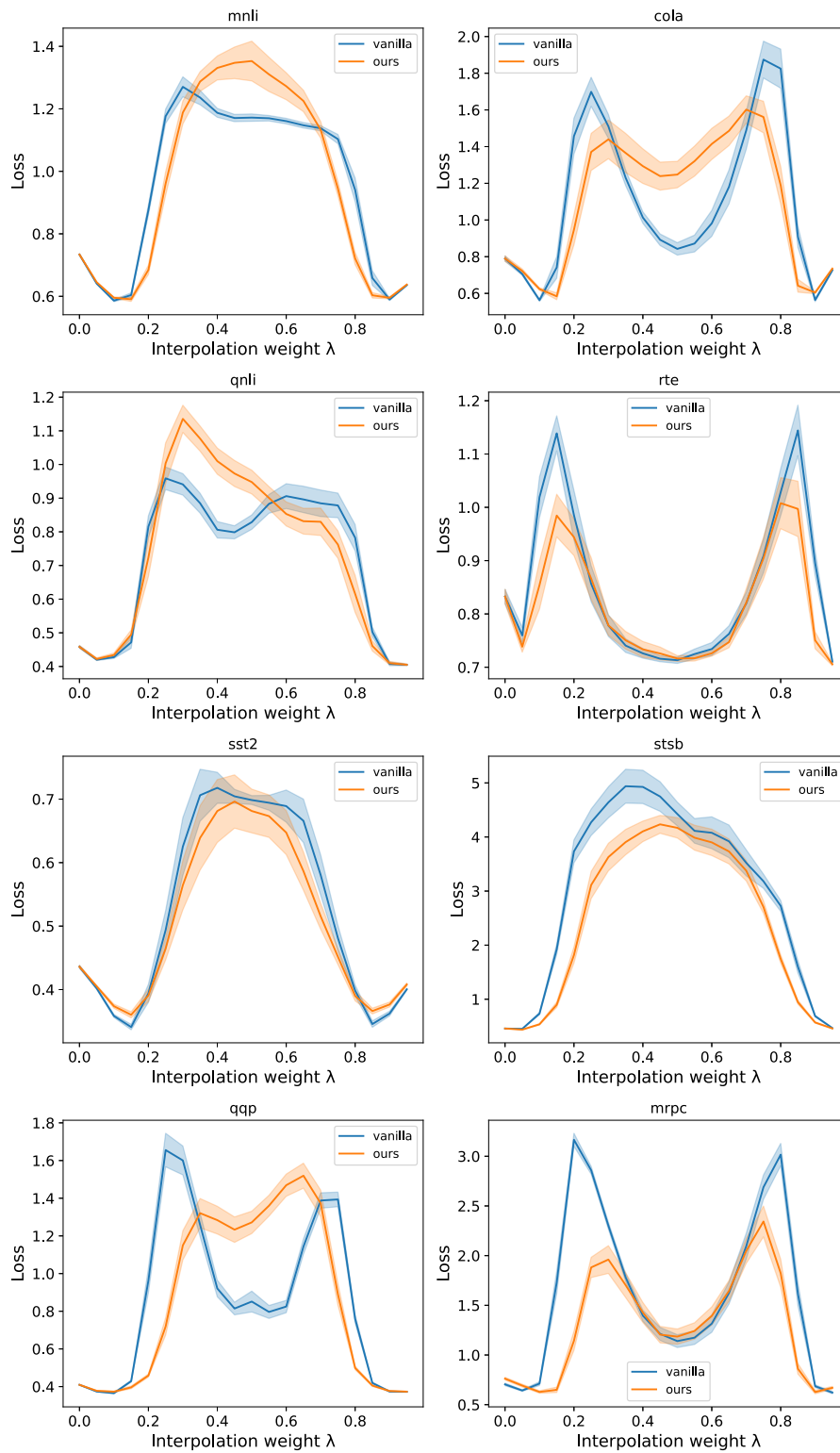


Figure 7. Loss barriers on 8 GLUE tasks for both the vanilla interpolation and our merging strategy.